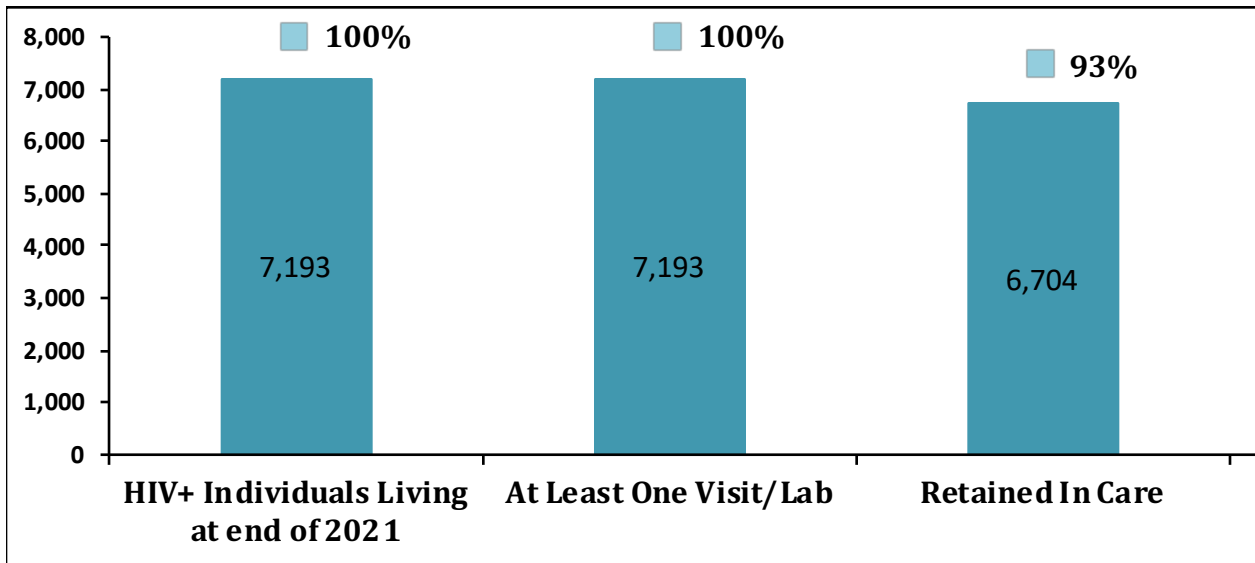
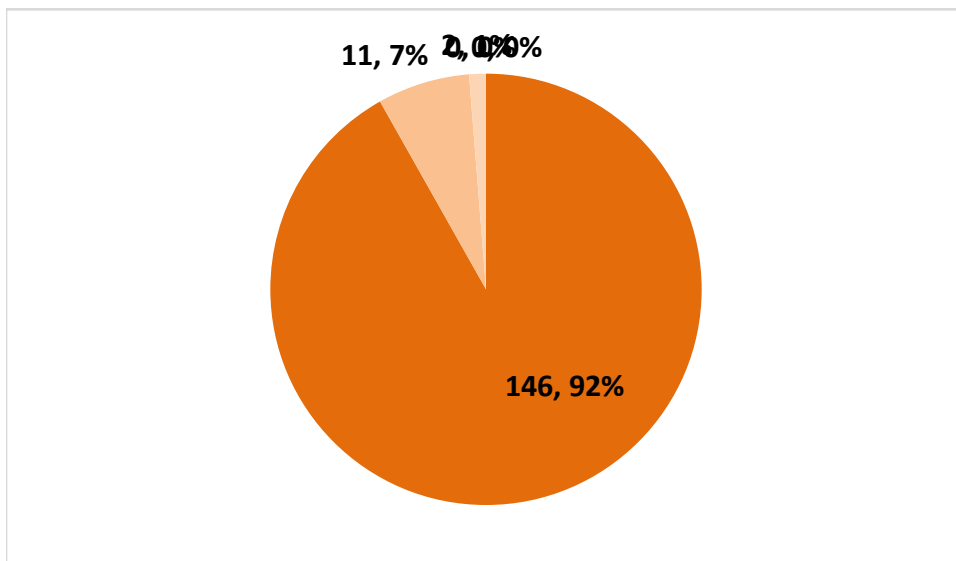


# Texas HIV Treatment Cascade for Medicaid, 2021

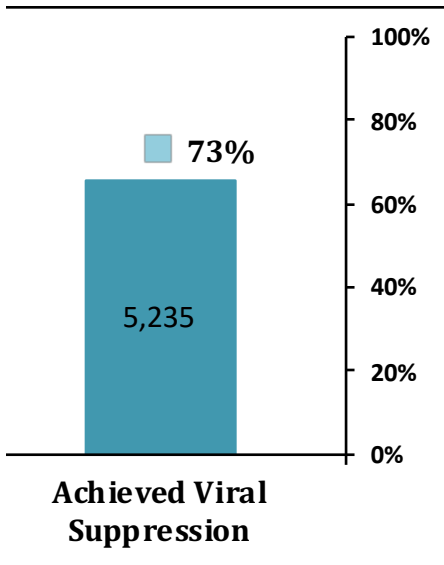


HIV+ Individuals at end of 2021 => No. of HIV+ individuals (alive) at the end of 2021.  
 At Least One Visit in 2021 => No. of PLWH with a met need (at least one: medical visit, ART prescription, VL)  
 Retained in Care => number of PLWH with at least 2 visits or labs, at least 3 months apart or suppressed at  
 Achieved Viral Suppression at end of 2021 => No. of PLWH whose last viral load test value of 2021 was <= 1

## Linkage to Care



Sources: Enhanced HIV AIDS Reporting System as of August, 2022, Medicaid, ELR, Ryan White Services data  
 Prepared by Program Informatics and Evaluation Group, HIV/STD Branch at the Texas Department of State Health Services  
 Questions? Contact Terri.Moore@dshs.texas.gov

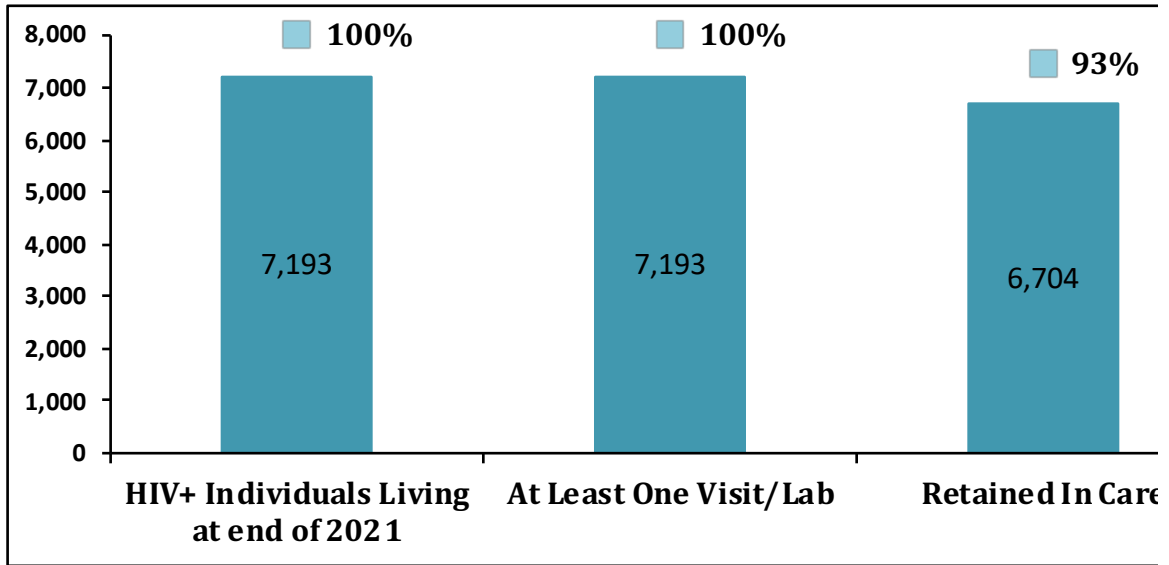


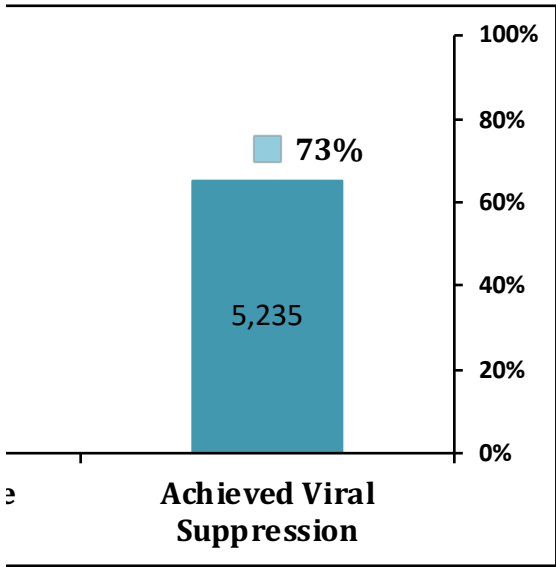
L test, or CD4 test) in 2021.  
 end of 2021.  
 200 copies/mL.

stage	number_clients	pct_clients
<b>Total New Diagnoses</b>	159	
<b>Linked in 1 month</b>	146	92%
<b>Linked in 2-3 months</b>	11	7%
<b>Linked in 4-12 months</b>	2	1%
<b>Linked in 12+ months</b>	0	0%
<b>Not Linked</b>	0	0%

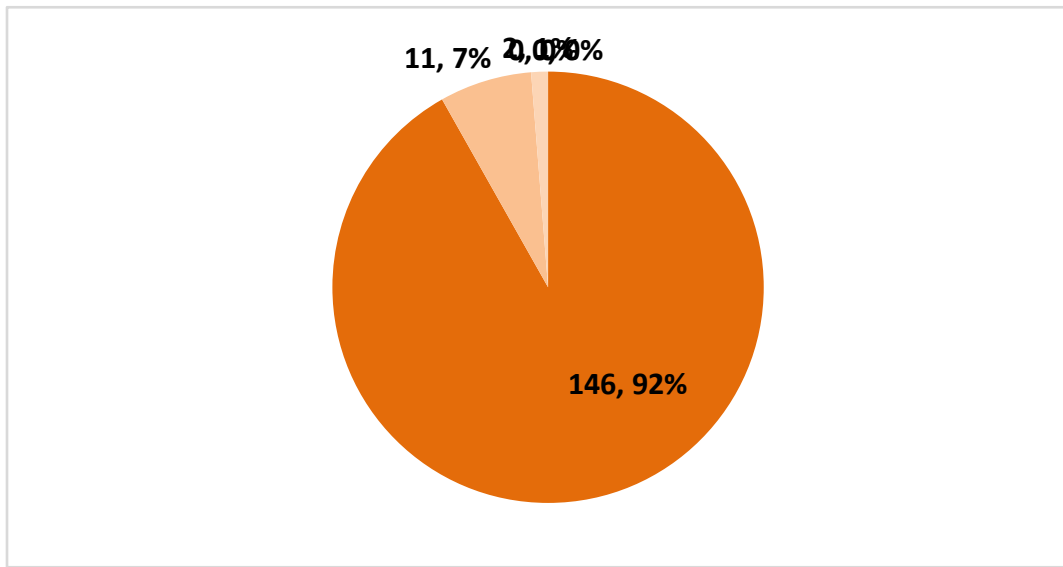
a (TCT), ADAP, and private payers  
 e Health Services, September, 2022

stage	number_clients	pct_clients
<b>HIV+ Individuals Living at end of 2021</b>	7,193	100%
<b>At Least One Visit/Lab</b>	7,193	100%
<b>Retained In Care</b>	6,704	93%
<b>Achieved Viral Suppression</b>	5,235	73%





stage	number_clients	pct_clients
<b>Total New Diagnoses</b>	159	
<b>Linked in 1 month</b>	146	92%
<b>Linked in 2-3 months</b>	11	7%
<b>Linked in 4-12 months</b>	2	1%
<b>Linked in 12+ months</b>	0	0%
<b>Not Linked</b>	0	0%





## definitions

HIV+ Individuals at end of 2021 => No. of HIV+ individuals (alive) at the end of 2021.

At Least One Visit in 2021 => No. of PLWH with a met need (at least one: medical visit, ART prescription, VL test, or CD4 test)

Retained in Care => number of PLWH with at least 2 visits or labs, at least 3 months apart or suppressed at end of 2021.

Achieved Viral Suppression at end of 2021 => No. of PLWH whose last viral load test value of 2021 was  $\leq 200$  copies/mL.

## Report Information:

Sources: Enhanced HIV AIDS Reporting System as of August, 2022, Medicaid, ELR, Ryan White Services data (TCT), ADAP, and

Prepared by Program Informatics and Evaluation Group, HIV/STD Branch at the Texas Department of State Health Services, S

Questions? Contact [Terri.Moore@dshs.texas.gov](mailto:Terri.Moore@dshs.texas.gov)