



# DCHHS EHAPS

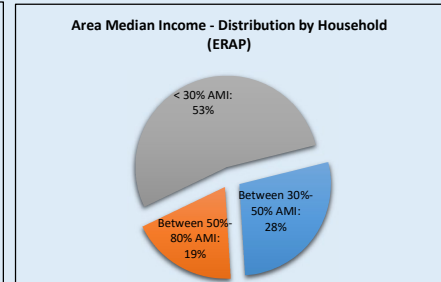
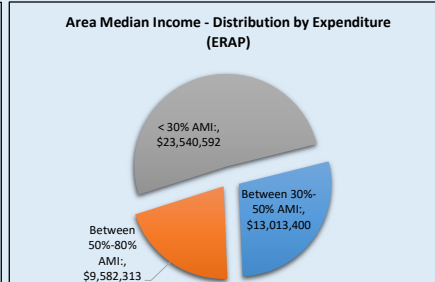
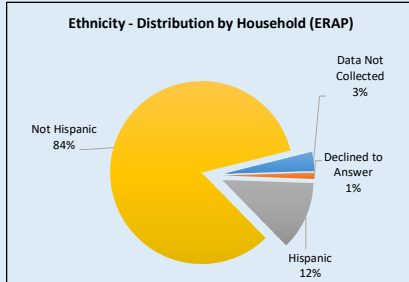
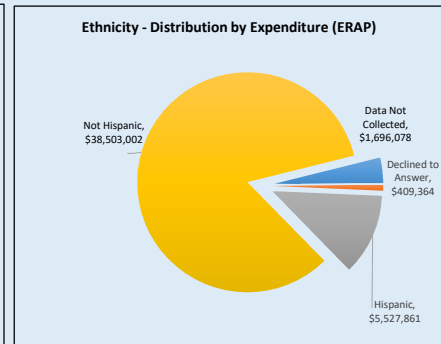
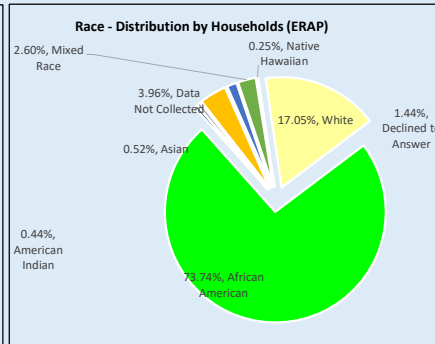
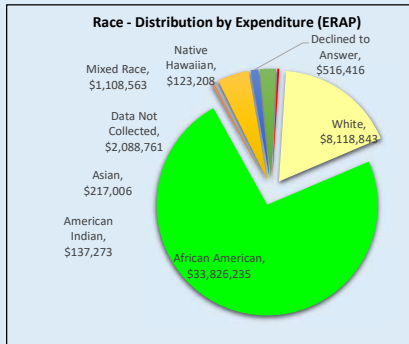
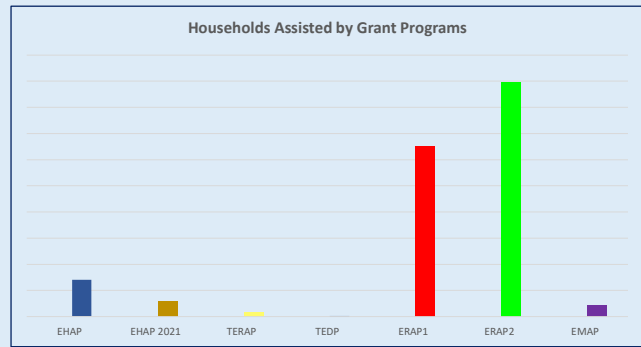
## DATA ANALYSIS REPORT

(As of 01/01/2024)

	Cumulative Assistance for EHAPS	
Pre-screening Applications Received	148,017	
Initially Eligible Applications	47,392	
Denied/ Closed/ Duplicate/Delinquent Applications	36,709	(77.5%)
Intake Pending	1,632	(3.4%)
Households Assisted	9,051	(19.1%)

Funds Obligated and Expended	\$53,059,856
------------------------------	--------------

Funds and Households					
Program	Clients	Average	Funds Awarded	Funds Obligated	Funds Available
EHAP	702	\$ 2,898	\$ 2,034,607	\$ 2,034,607	-
EHAP 2021	286	\$ 7,902	\$ 5,445,393	\$ 2,259,992	-
TERAP	90	\$ 6,509	\$ 585,838	\$ 585,838	-
TEDP	11	\$ 6,880	\$ 75,684	\$ 75,684	-
ERAP1	3,258	\$ 7,005	\$ 22,823,280	\$ 22,823,280	-
ERAP2	4,476	\$ 5,208	\$ 23,490,541	\$ 23,313,026	177,515
EMAP	228	\$ 8,629	\$ 3,000,000	\$ 1,967,430	\$ 1,032,570
<b>TOTAL</b>	<b>9,051</b>	<b>\$ 5,862</b>	<b>\$ 57,455,342</b>	<b>\$ 53,059,856</b>	<b>\$ 1,210,084</b>



**DISCLAIMER:** Dallas County Health and Human Services makes no representation of any kind, including, but not limited to, warranties of merchantability or fitness for a particular purpose or use, nor are any such warranties to be implied with respect to the information, data or services furnished herein. Further, in using this information or data the user acknowledges that the user is responsible for assessing the accuracy and reliability of the data or information provided, and that it may be subject to error and omission, and is not guaranteed or represented to be true, complete or correct.