



Dallas County Criminal Justice Advisory Board Meeting Agenda

September 16, 2019, 2:30 p.m.

Dallas County Health & Human Services Bldg., Room 627-A
2377 N. Stemmons Freeway
Dallas, TX 75207

- I. Welcome and Introductions** – The Honorable Elba Garcia, Chair, CJAB
- II. Membership & Infrastructure*** – Ellyce Lindberg Co-Chair, CJAB
- III. Minutes Review/Approval*** – Ellyce Lindberg Co-Chair, CJAB
- IV. Presentations**
 - **Transformative Justice: How Dallas Is Employing Evidence-Based Practices to Transform Their Community and The Landscape of Criminal Justice Nationally**– Elizabeth A. Henneke, Yulise Reaves Waters, Amy Lopez
- V. Committee Project Updates**
 - **Bail Bond Committee** –Miguel Canales
 - **Fair Defense Committee** – Lynn Richardson
 - **Jail Population Committee** – Etho Pugh
 - **Justice of the Peace** - Judge Steve Seider
 - **Law Enforcement/Jurisprudence** – Chief Jim Spivey, Ellyce Lindberg
 - **Pretrial Committee** – Commissioner Garcia, Jeff Segura
 - **Reentry** – Christina Melton Crain
 - **Research Committee** – Dr. Jennifer Gonzalez
- VI. Program Update**
 - **Public Safety (PSA) Pretrial Risk Assessment Tool** – Michael Laughlin
- VII. Public Comments**
- VIII. Announcements**
- IX. Next Meeting Schedule**
 - December 16, 2019



**Dallas County Criminal Justice Advisory Board
General Membership Minutes for Monday, June 17, 2019**

Welcome & Introductions, Commissioner Dr. Garcia, called the meeting to order at 2:30 PM. Customary introductions were made by all in attendance.

Membership & Infrastructure:

A motion was made to approve Major Reuben Ramirez as a member of CJAB and representative for the Dallas Police Department. The motion was seconded and voted on. Motion carried out unanimously.

Meeting Minutes:

The minutes from the CJAB General Membership meeting held on March 18, 2019, were made a part of the packet. There was a motion made to accept the minutes as printed.

Presentations:

Unlocking DOORS:

Christina Melton Crain spoke and introduced Unlocking DOORS. With over 70,000 offenders being released from prison each year, Unlocking DOORS is a Texas Reentry Network. They are committed to reducing crime through lowering the recidivism rate which is at 70% at the moment. The purpose of Unlocking DOORS is to give guidance and assistance to each client known as offenders. Throughout this program, several services are provided to each client to help them succeed and prevent them from reoffending any time in the future. Some of these services range from housing to job searches.

Ms. Crain reported that Texas currently ranks as the largest criminal justice system in the United States. Over 70,000 offenders are released from state prison and jail systems into the Texas community each year. Unlocking DOORS functions to serve this population through their unique delivery model. Ms. Crain explained that Unlocking DOORS provides offenders reentering the community with reentry brokerage services. This includes Unlocking DOORS brokerage staff with providing reentry individuals with a comprehensive risk/needs assessment, working to develop an individualized reentry brokerage plan to address specific needs, assistance with referrals to community services, and ongoing monitoring and assistance. Ms. Crain stated that once an individual is an Unlocking DOORS

client they are always an Unlocking DOORS client and are free to return for assistance at any time.

Ms. Crain reported that Unlocking DOORS also works to collect, analyze, and report data they collect from their services. They use this data to further aid them in assisting reentering offenders, particularly by focusing on four key areas of need that if not met often lead to reoffending behavior: housing, employment, transportation, and medical/mental health services.

Ms. Crain concluded her presentation by informing the committee of the upcoming Unlocking Doors symposium which is taking place on Friday, September 27 at the Belo Mansion. For more information and to register, individuals can visit the Unlocking DOORS website at dallasdoors.org.

Committee Project Updates:

Bail Bond:

Miguel Canales gave the update. The Bond Forfeiture Judgment Report reflected judgment totals from January – May 2019 of \$572,325.21 for 919 cases. The Account 62 reports reflected total bond forfeitures collected by the felony courts in May 2019 was \$21,360.00. For the same reporting period, the misdemeanor courts collected \$28,481.60.

Fair Defense Committee:

Lynn Richardson gave the update. It was reported that there has been a significant increase in funding to assist the committee. A portion of the funding was set aside to expand for public offenders who work with mentally ill clients this includes existing programs and being able to expand them. Also, includes assisting defense attorneys who are not public defenders and provide training in addition to representing people who are mentally ill.

Jail Population Update:

Etho Pugh reported on the Jail Population meeting held on June 14, 2019. Excerpts from that meeting can be found on pages 24 through 29 of the packet. Mr. Pugh stated that the jail population for this date is 4,891. The May average jail population is 4,714 and the yearly average is 4,824.

Justice of the Peace:

Judge Steve Seider was not present at the meeting and did not send an update to Miguel Canales.

Law Enforcement/Jurisprudence:

Ellyce Lindberg gave the update. There was no meeting held. It was reported that they are working with the district attorney to try and find out how to operationalize the new policy changes. Still adjusting to new ideas but progress has been made.

Pretrial:

Jeff Segura gave the update. Meeting was held on May 14, 2019. Pretrial continues its expansion and operating 24/7 in jail. Department had 23-24 staff members a year and a half ago and are now standing at 55. Soon to expand again with approximately 2 supervisors, in-take positions and electronic monitor numbers have rapidly increased. Staff positions plan to continue to growth to meet the demands. Michael Laughlin spoke and mentioned he is working with contractors to implement new risk tool, known as PSA that is based on more criminal history and less on subjective factors. The goal for PSA is to get more objective criminal history risk related information before the judge's eyes, and make better release decisions structure for pretrial. In addition, contractors will be training judges and many others on this process.

Research:

Dr. Jennifer Gonzalez gave the update. Jennifer has been scheduled to meet with the new district attorney to discuss his research priorities and agenda. Will be assisting him with some of their diversion programs, including the AIM specialty court.

Program Update:**Local Data Advisory Board:**

Miguel Canales stated that he had spoken to Vicki Buchanan of Dallas County IT and the Dallas County Adult Courts have begun their work for the next year. Currently the adult courts are at 90% completeness for disposed cases. The Juvenile Department is currently at 91%. The goal is to be above 90% by September 2019. More information is on page 94.

Link2Care:

Dr. Gonzalez reported that the Link2Care project continues to progress. She did report that the project has experienced more lost phones by the project population than was anticipated, but they are continuing to assess project processes, and overall the project is progressing well.

Public Comments:

None

Announcements:

Unlocking Doors is holding their re-entry symposium on September 27
The next CJAB meeting will be held on September 16, 2019, at 2:30pm.

Adjournment:

A motion was made to adjourn the meeting; it was seconded and approved. Meeting was adjourned at 3:19PM.

Elizabeth A. Henneke serves on the Juvenile Council for the State Bar of Texas, the Federal Advisory Committee on Juvenile Justice, OJJDP Subcommittee on LGBTQ Issues, the Collaborative Council for the Judicial Commission on Mental Health, as an advisor to the Texas Judicial Council Subcommittee on Juvenile Justice, and the Board of Directors for the Campaign for Youth Justice. Elizabeth graduated from Yale University and the University of Texas School of Law. She then served as a law clerk for the South Africa Constitutional Court and for Judge Edward C. Prado on the U.S. Court of Appeals, Fifth Circuit, before joining Williams & Connolly in Washington, D.C. Elizabeth has been a clinical instructor for the University of Texas' National Security & Human Rights Clinic, and was the inaugural Audrey Irmas Clinical Teaching Fellow at the University of Southern California Gould School of Law. Since founding LSJA, Elizabeth has received the Travis County Women Lawyers' Association Attorney Award, been recognized as the Austin Under 40 winner in the legal category, and was named a finalist in the DivInc. Champions for Change Rising Star Award.

Yulise Reaves Waters, Esq. is the Director of Dallas County Programs for Lone Star Justice Alliance, where she oversees the programmatic, data, and community engagement aspects of the Second Chance Community Improvement Program (SCCIP – *pronounced “skip”*). Prior to joining LSJA, Waters was an Assistant City Attorney and Community Courts Prosecutor for the City of Dallas where she co-founded SCCIP and secured one of ten 2016 Community Courts Grant Program grants awarded by the Department of Justice Bureau of Justice Assistance and the Center for Court Innovation for SCCIP. SCCIP was also awarded the 2018 National Association of Drug Court Professionals' Equity and Inclusion Award for “excellence and leadership in demonstrating and promoting cultural proficiency in treatment court services.” Prior to assuming her role with the City of Dallas, Waters was partner in Cox Waters, P.L.L.C., a boutique Dallas law firm specializing in family law, collaborative practice and mediation. With her former law partner, the late Gay G. Cox, she co-authored the ground-breaking article “Penetrating the Walls: Overcoming Barriers to the Proliferation of Collaborative Practice in Underserved Communities” in *The Collaborative Review: Journal of the International Academy of Collaborative Professionals*. Waters has been named “One-to-Watch” by SMU Magazine, listed as a “Featured Graduate” of SMU Dedman Law by The Quad Magazine, and she is a recipient of the History Maker Award of the Black Alumni of SMU, their highest honor. She has been named to the Dallas Business Journal's “40 Under 40” of young professionals representing “innovation and excellence in their fields”, to Who's Who in Black Dallas, and to the City of Dallas' Wall of Honor for meritorious service to the citizens of Dallas. A Dallas Public Voices Fellow, Waters' commentary on race,

justice, and policing has been featured on nationally-syndicated radio programs, and her published columns in major U.S. city newspapers.

Amy Lopez, Director of Programs, began her career as a public-school teacher and then administrator in Texas, her home state. She found her way into correctional education as the Principal at the Al Price juvenile facility and then Superintendent of Education for the Texas Juvenile Justice Department. In 2015, Ms. Lopez was recruited to initiate education reforms for the 160,000 inmates in the custody of the Texas Department of Criminal Justice by the Windham School District, and in 2016 was appointed by Obama-era Attorney General Loretta Lynch and Deputy Attorney General Sally Yates to build a school district within the Federal Bureau of Prisons where she served as the FBOP Chief Education Administrator. Following the federal appointment, Ms. Lopez has served as the Deputy Director of College and Career Readiness, Professional Development, and Special Projects for the District of Columbia Department of Corrections. Ms. Lopez's career has focused on serving youth and adult students in public and confined settings, as well as the staff who work with them. Her approach to providing educational and career readiness opportunities to students and staff is innovative, motivating, and effective. She has served on the U. S. Department of Justice's Leadership Excellence and Achievement Program as a mentor, on the White House Leadership Development committee, and on a variety of reentry and workforce councils in Texas and for the federal government. Ms. Lopez is a frequently-invited guest speaker and lecturer on leadership, correctional education, and incarcerated youth. She is a graduate of Texas Tech University, earned her M.Ed. from Lubbock Christian University, and is currently a Doctoral candidate at Sam Houston State University.



LONE STAR
JUSTICE ALLIANCE

Transformative Justice

**How Dallas Is Employing Evidence-Based Practices to
Transform Its Community and the Landscape of Criminal Justice Nationally**

Who Are We?



Elizabeth A. Henneke
Executive Director

Elizabeth A. Henneke serves on the Juvenile Council for the State Bar of Texas, the Federal Advisory Committee on Juvenile Justice, OJJDP Subcommittee on LGBTQ Issues, the Collaborative Council for the Judicial Commission on Mental Health, as an advisor to the Texas Judicial Council Subcommittee on Juvenile Justice, and the Board of Directors for the Campaign for Youth Justice. Elizabeth graduated from Yale University and the University of Texas School of Law. She then served as a law clerk for the South Africa Constitutional Court and for Judge Edward C. Prado on the U.S. Court of Appeals, Fifth Circuit, before joining Williams & Connolly in Washington, D.C. Elizabeth has been a clinical instructor for the University of Texas' National Security & Human Rights Clinic, and was the inaugural Audrey Irmas Clinical Teaching Fellow at the University of Southern California Gould School of Law. Since founding LSJA, Elizabeth has received the Travis County Women Lawyers' Association Attorney Award, been recognized as the Austin Under 40 winner in the legal category, and was named a finalist in the DivInc. Champions for Change Rising Star Award.




Yulise Reaves Waters, Esq. is the Director of Dallas County Programs for Lone Star Justice Alliance, where she oversees the programmatic, data, and community engagement aspects of the Second Chance Community Improvement Program (SCCIP – *pronounced “skip”*). Prior to joining LSJA, Waters was an Assistant City Attorney and Community Courts Prosecutor for the City of Dallas where she co-founded SCCIP and secured one of ten 2016 Community Courts Grant Program grants awarded by the Department of Justice Bureau of Justice Assistance and the Center for Court Innovation for SCCIP. SCCIP was also awarded the 2018 National Association of Drug Court Professionals’ Equity and Inclusion Award for “excellence and leadership in demonstrating and promoting cultural proficiency in treatment court services.” Waters has been named “One-to-Watch” by SMU Magazine, listed as a “Featured Graduate” of SMU Dedman Law by The Quad Magazine, a 2019 Millennials to Watch, Dedman School of Law’s Emerging Leader Board, a History Maker Award by the Black Alumni of SMU, Dallas Business Journal’s “40 Under 40”, Who’s Who in Black Dallas, and to the City of Dallas’ Wall of Honor for meritorious service to the citizens of Dallas. A Dallas Public Voices Fellow, Waters’ commentary on race, justice, and policing has been featured on nationally-syndicated radio programs, and her published columns in major U.S. city newspapers.

Yulise Reaves Waters
Director of Dallas Programs




Amy Lopez
Director of Programs

Amy Lopez, Director of Programs, began her career as a public-school teacher and then administrator in Texas, her home state. She found her way into correctional education as the Principal at the Al Price juvenile facility and then Superintendent of Education for the Texas Juvenile Justice Department. In 2015, Ms. Lopez was recruited to initiate education reforms for the 160,000 inmates in the custody of the Texas Department of Criminal Justice by the Windham School District, and in 2016 was appointed by Obama-era Attorney General Loretta Lynch and Deputy Attorney General Sally Yates to build a school district within the Federal Bureau of Prisons where she served as the FBOP Chief Education Administrator. Following the federal appointment, Ms. Lopez has served as the Deputy Director of College and Career Readiness, Professional Development, and Special Projects for the District of Columbia Department of Corrections. Ms. Lopez's career has focused on serving youth and adult students in public and confined settings, as well as the staff who work with them. Her approach to providing educational and career readiness opportunities to students and staff is innovative, motivating, and effective. She has served on the U. S. Department of Justice's Leadership Excellence and Achievement Program as a mentor, on the White House Leadership Development committee, and on a variety of reentry and workforce councils in Texas and for the federal government. Ms. Lopez is a frequently-invited guest speaker and lecturer on leadership, correctional education, and incarcerated youth. She is a graduate of Texas Tech University, earned her M.Ed. from Lubbock Christian University, and is currently a Doctoral candidate at Sam Houston State University.



DAVE GRANLUND © www.davegranlund.com


75% Recidivism




10% Recidivism





Current Diversion Programs



LSJA's Transformative Justice Model

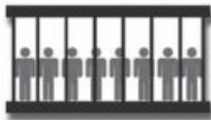





Rigorous Evaluation

Texas A&M University's Public Policy Research Institute, UT Health Science Center School of Public Health, and Harvard Law School's Access to Justice Lab will launch a randomized control trial (RCT) during pilot phase.

**Criminal
Justice
System**



Jail

75% RECIDIVISM

**3 YEAR SAVINGS
FROM THE FIRST COHORT**

INCARCERATION COSTS ALONE

\$4.7 MILLION

**LSJA's
Transformative
Justice Model**



Treatment

40% RECIDIVISM



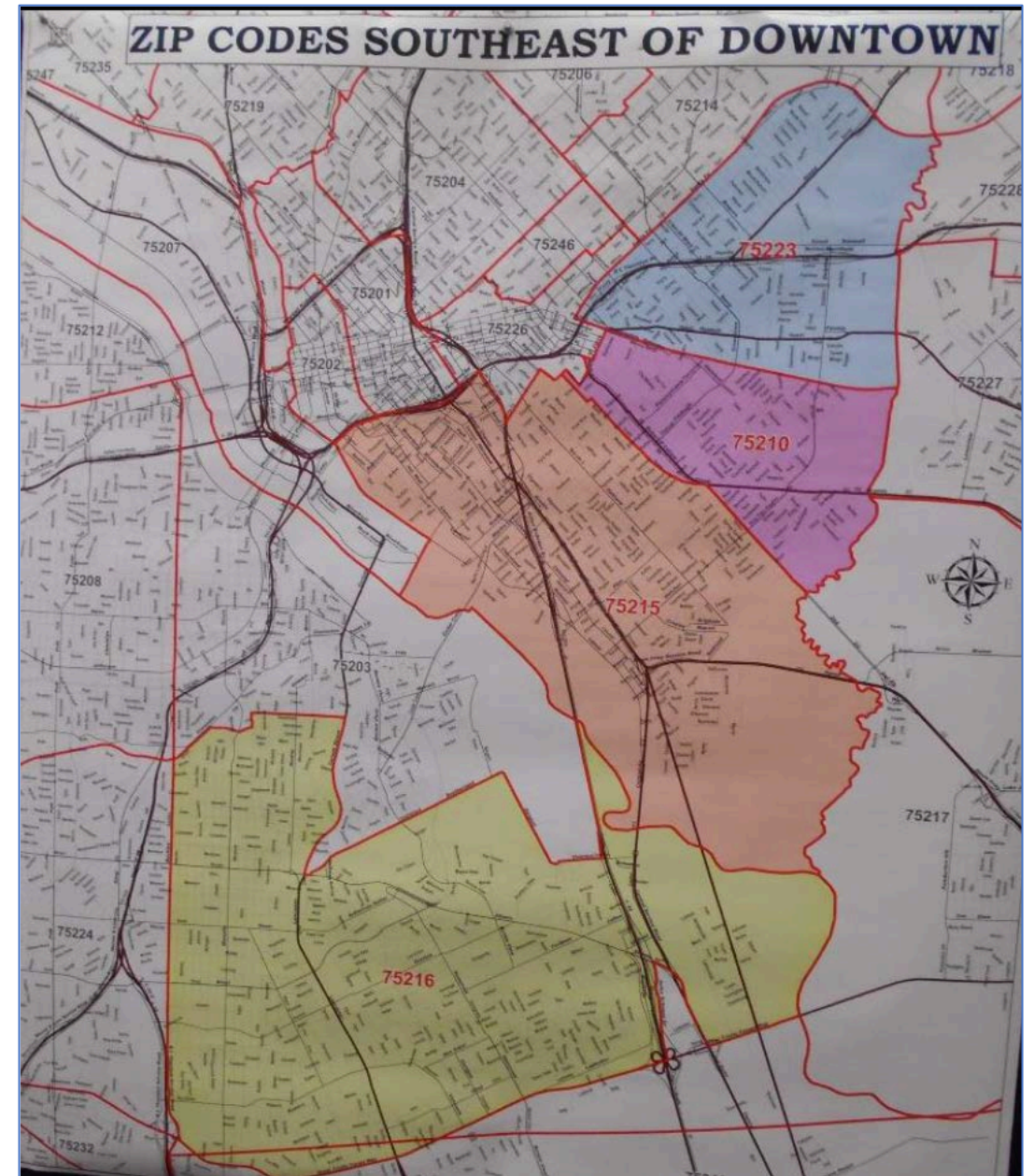
Pilot Sites: Williamson and Dallas Counties

Second Chance Community Improvement Program

Partnership between

- Dallas District Judge Stephanie Mitchell
- District Attorney John Creuzot
- Chief Public Defender Lynn Richardson
- City Square
- Lone Star Justice Alliance

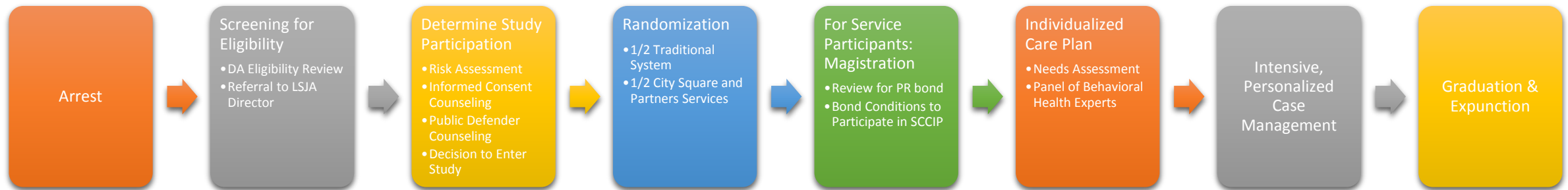
Zip Codes: 75223, 75210, 75215, 75216



Transformative Justice

- (1) Assignment to the program within 24 hours of arrest.**
- (2) Individualized treatment decision-making by behavioral health and social service experts and guided by the results of a validated risk-needs-responsivity tool.**
- (3) Intensive, relationship-driven case management in the community and supported by justice-involved returning citizens.**
- (4) Stage and incentive-based programming to assure accountability.**
- (5) Community engagement and race equity programming that supports both community and individual healing.**

Transformative Justice: Alternative to Incarceration





DISCUSSION



LONE STAR
JUSTICE ALLIANCE

Elizabeth A. Henneke
1411 West Ave. Suite 200
Austin TX 78701
ehenneke@lsja.org

Yulise Reaves Waters
3202 Holmes St.
Dallas TX 75215
ywaters@lsja.org

Amy Lopez
1411 West Ave. Suite 200
Austin TX 78701
alopez@lsja.org

Dallas County District Attorney's Office
Bond Forfeiture Unit
Statistical Reporting January through August 2019

For the Week of	Number of Cases	Interest	Court Costs	Judgment	Judgment Total
January 7, 2019	64	\$3,432.74	\$21,130.00	\$7,144.00	\$31,706.74
January 14, 2019	75	\$1,074.70	\$25,285.00	\$16,576.00	\$42,935.70
January 21, 2019	16	\$2,041.34	\$6,100.00	\$0.00	\$8,141.34
January 28, 2019	16	\$869.44	\$6,343.00	\$0.00	\$7,212.44
January Total	171	\$7,418.22	\$58,858.00	\$23,720.00	\$89,996.22
For the Week of	Number of Cases	Interest	Court Costs	Judgment	Judgment Total
February 4, 2019	18	\$1,468.26	\$7,128.00	\$5,000.00	\$13,596.26
February 11, 2019	105	\$4,247.13	\$31,016.00	\$13,500.00	\$48,763.13
February 18, 2019	67	\$4,200.01	\$21,282.00	\$8,394.00	\$33,876.01
February 25, 2019	10	\$1,428.87	\$3,670.00	\$1,500.00	\$6,598.87
February Total	200	\$11,344.27	\$63,096.00	\$28,394.00	\$102,834.27
For the Week of	Number of Cases	Interest	Court Costs	Judgment	Judgment Total
March 4, 2019	12	\$835.82	\$4,760.00	\$15,000.00	\$20,595.82
March 11, 2019	71	\$909.49	\$22,766.00	\$7,402.00	\$31,077.49
March 18, 2019	49	\$1,820.81	\$15,389.00	\$11,137.00	\$28,346.81
March 25, 2019	9	\$577.25	\$3,480.00	\$0.00	\$4,057.25
March Total	141	\$4,143.37	\$46,395.00	\$33,539.00	\$84,077.37
For the Week of	Number of Cases	Interest	Court Costs	Judgment	Judgment Total
April 1, 2019	16	\$1,390.74	\$6,254.00	\$1,500.00	\$9,144.74
April 8, 2019	89	\$4,661.69	\$29,609.00	\$20,639.00	\$54,909.69
April 15, 2019	40	\$863.32	\$14,895.00	\$16,000.00	\$31,758.32
April 22, 2019	17	\$1,306.14	\$6,608.00	\$30,180.00	\$38,094.14
April 29, 2019	6	\$427.99	\$2,384.00	\$0.00	\$2,811.99
April Total	168	\$8,649.88	\$59,750.00	\$68,319.00	\$136,718.88
For the Week of	Number of Cases	Interest	Court Costs	Judgment	Judgment Total
May 1, 2019	1	\$234.00	\$312.00	\$0.00	\$546.00
May 6, 2019	12	\$335.05	\$4,668.00	\$18,500.00	\$23,503.05
May 13, 2019	94	\$2,767.30	\$30,514.00	\$31,942.00	\$65,223.30
May 20, 2019	124	\$4,151.34	\$38,765.00	\$19,745.00	\$62,661.34
May 27, 2019	8	\$677.78	\$3,087.00	\$3,000.00	\$6,764.78
May Total	239	\$8,165.47	\$77,346.00	\$73,187.00	\$158,698.47
For the Week of	Number of Cases	Interest	Court Costs	Judgment	Judgment Total
June 3, 2019	26	\$1,253.00	\$8,872.00	\$0.00	\$10,125.00
June 10, 2019	69	\$950.79	\$24,321.00	\$4,942.00	\$30,213.79
June 17, 2019	91	\$3,126.32	\$32,312.00	\$19,164.00	\$54,602.32
June 24, 2019	11	\$354.96	\$4,356.00	\$0.00	\$4,710.96
June Total	197	\$5,685.07	\$69,861.00	\$24,106.00	\$99,652.07
For the Week of	Number of Cases	Interest	Court Costs	Judgment	Judgment Total
July 1, 2019	19	\$2,285.89	\$7,524.00	\$25,500.00	\$35,309.89
July 8, 2019	61	\$2,211.62	\$21,728.00	\$2,000.00	\$25,939.62
July 15, 2019	45	\$994.06	\$16,115.00	\$4,556.00	\$21,665.06
July 29, 2019	20	\$629.18	\$7,802.00	\$19,505.00	\$27,936.18
July Total	145	\$6,120.75	\$53,169.00	\$51,561.00	\$110,850.75
For the Week of	Number of Cases	Interest	Court Costs	Judgment	Judgment Total
August 5, 2019	32	\$522.33	\$11,207.00	\$2,917.00	\$14,646.33
August 12, 2019	114	\$3,740.69	\$39,305.00	\$25,679.00	\$68,724.69
August 19, 2019	28	\$1,950.35	\$10,247.00	\$25,020.00	\$37,217.35
August 26, 2019	19	\$707.94	\$7,000.00	\$41,000.00	\$48,707.94
August Total	193	\$6,921.31	\$67,759.00	\$94,616.00	\$169,296.31
Grand Total for Period	1454	\$58,448.34	\$496,234.00	\$397,442.00	\$952,124.34

	2007		2008		2009		2010		2011		2012		2013		2014	
	Count	Amount	Count	Amount	Count	Amount	Count	Amount	Count	Amount	Count	Amount	Count	Amount	Count	Amount
January	177	\$86,750.00	243	\$140,727.00	93	\$52,485.00	153	\$73,825.00	39	\$24,500.00	85	\$50,570.00	54	\$28,527.00	64	\$38,927.00
February	173	\$85,400.00	371	\$184,420.00	156	\$82,570.00	76	\$42,810.00	100	\$52,815.00	29	\$24,000.00	81	\$40,929.00	65	\$42,407.00
March	41	\$22,700.00	103	\$54,090.00	96	\$58,100.00	92	\$48,900.00	55	\$35,250.00	91	\$53,460.00	81	\$64,123.00	62	\$36,552.00
April	404	\$221,300.00	215	\$129,700.00	123	\$67,595.00	39	\$28,750.00	94	\$61,660.00	66	\$29,215.00	66	\$47,400.00	23	\$18,699.00
May	371	\$208,815.00	153	\$81,850.00	174	\$94,645.00	69	\$46,990.00	44	\$30,380.00	44	\$40,750.00	58	\$35,687.00	15	\$13,500.00
June	131	\$74,070.00	315	\$185,570.00	190	\$98,355.00	89	\$56,185.00	57	\$41,080.00	48	\$39,680.00	58	\$27,069.00	42	\$25,640.00
July	214	\$131,725.00	133	\$87,985.00	98	\$59,735.00	58	\$43,585.00	112	\$67,105.00	64	\$43,898.00	27	\$31,500.00	104	\$70,414.00
August	193	\$113,185.00	190	\$112,425.00	90	\$58,560.00	35	\$28,750.00	77	\$53,265.00	99	\$52,345.00	50	\$23,245.00	53	\$46,184.00
September	361	\$194,860.00	177	\$104,720.00	151	\$83,500.00	83	\$45,490.00	59	\$32,560.00	67	\$53,662.00	60	\$45,440.00	37	\$24,929.00
October	241	\$128,265.00	120	\$65,765.00	98	\$59,155.00	59	\$30,935.00	77	\$45,600.00	90	\$42,814.00	49	\$28,628.00	39	\$30,975.00
November	146	\$89,980.00	180	\$98,788.00	147	\$83,445.00	70	\$41,050.00	124	\$62,435.00	81	\$42,318.00	53	\$32,743.00	20	\$12,644.00
December	123	\$75,140.00	208	\$116,805.00	115	\$70,300.00	77	\$44,175.00	74	\$59,030.00	55	\$44,171.00	32	\$28,250.00	52	\$39,164.00
Total	2575	\$1,432,190.00	2408	\$1,362,845.00	1531	\$868,445.00	900	\$531,445.00	912	\$565,680.00	819	\$516,883.00	669	\$433,541.00	576	\$400,035.00

2015		2016		2017		2018		2019		Grand Total	
Count	Amount	Count	Amount	Count	Amount	Count	Amount	Count	Amount	Count	Amount
37	\$28,254.00	48	\$39,378.00	276	\$144,160.00	42	\$26,200.00	57	\$41,292.00	1368	\$775,595.00
66	\$50,938.00	50	\$52,000.00	174	\$144,813.00	29	\$17,321.00	17	\$10,834.00	1387	\$831,257.00
44	\$22,871.00	25	\$20,970.00	52	\$37,909.26	30	\$15,777.00	17	\$17,500.00	789	\$488,202.26
28	\$25,855.00	31	\$20,879.00	40	\$23,655.74	53	\$36,217.00	29	\$24,534.00	1211	\$735,459.74
31	\$24,770.00	34	\$33,775.00	18	\$26,500.00	40	\$36,016.00	41	\$28,481.60	1092	\$702,159.60
44	\$25,664.00	41	\$25,379.00	41	\$26,527.00	30	\$15,192.00	23	\$20,807.00	1109	\$661,218.00
44	\$37,356.00	19	\$12,794.00	38	\$20,299.00	39	\$19,933.00	19	\$8,626.00	969	\$634,955.00
1850	\$1,206,600.00	15	\$18,000.00	55	\$37,466.00	33	\$23,710.00	9	\$9,000.00	2749	\$1,782,735.00
105	\$97,302.00	59	\$46,049.00	49	\$34,533.50	38	\$18,444.00			1246	\$781,489.50
35	\$27,975.00	16	\$12,199.00	142	\$108,834.00	41	\$25,831.00			1007	\$606,976.00
37	\$28,667.00	40	\$24,464.00	33	\$21,621.00	2	\$3,500.00			933	\$541,655.00
40	\$25,807.00	56	\$63,000.00	34	\$32,986.00	7	\$5,750.00			873	\$604,578.00
2361	\$1,602,059.00	434	\$368,887.00	952	\$659,304.50	384	\$243,891.00	212	\$161,074.60	14733	\$9,146,280.10

	2007		2008		2009		2010		2011		2012		2013		2014	
	Count	Amount	Count	Amount	Count	Amount	Count	Amount	Count	Amount	Count	Amount	Count	Amount	Count	Amount
January	11	\$49,238.00	21	\$82,550.00	3	\$8,000.00	15	\$36,841.00	5	\$7,500.00	2	\$11,500.00	20	\$69,048.00	11	\$88,791.00
February	12	\$24,000.00	13	\$43,350.00	8	\$15,250.00	6	\$12,000.00	2	\$30,000.00	2	\$6,500.00	4	\$15,500.00	9	\$43,960.00
March	31	\$55,184.00	16	\$28,150.00	4	\$8,000.00	7	\$10,800.00	2	\$5,000.00	2	\$3,000.00	8	\$112,722.00	12	\$15,763.00
April	19	\$64,647.00	4	\$10,500.00	7	\$12,300.00	9	\$21,800.00	2	\$3,900.00	8	\$38,500.00	12	\$26,298.00	5	\$203,250.00
May	33	\$100,010.00	19	\$39,700.00	9	\$36,800.00	2	\$3,000.00	1	\$1,500.00	4	\$20,387.00	14	\$16,601.00	7	\$116,250.00
June	16	\$59,678.00	10	\$17,800.00	5	\$10,800.00	1	\$1,500.00	12	\$39,759.00	12	\$28,356.00	15	\$62,796.00	7	\$16,391.00
July	22	\$39,700.00	15	\$38,100.00	3	\$4,000.00	6	\$8,800.00	4	\$7,000.00	3	\$10,000.00	15	\$58,666.00	11	\$49,482.00
August	3	\$9,000.00	14	\$28,600.00	19	\$42,900.00	4	\$7,000.00	6	\$382,340.00	13	\$43,031.00	5	\$12,000.00	8	\$8,935.00
September	4	\$75,000.00	8	\$19,700.00	15	\$30,600.00	4	\$10,955.00	1	\$50,000.00	8	\$39,500.00	6	\$42,548.00	15	\$13,158.00
October	8	\$19,250.00	9	\$24,750.00	9	\$43,500.00	3	\$8,000.00	43	\$58,769.00	12	\$58,887.00	5	\$33,500.00	3	\$25,797.00
November	50	\$106,153.00	4	\$11,000.00	8	\$11,650.00	3	\$14,000.00	11	\$9,861.00	15	\$50,596.00	11	\$32,094.00	8	\$31,969.00
December	26	\$80,000.00	9	\$15,100.00	5	\$14,000.00	8	\$12,457.00	1	\$10,000.00	7	\$40,002.00	5	\$7,000.00	5	\$8,000.00
Total	235	\$681,860.00	142	\$359,300.00	95	\$237,800.00	68	\$147,153.00	90	\$605,629.00	88	\$350,259.00	120	\$488,773.00	101	\$621,746.00

2015		2016		2017		2018		2019		Grand Total	
Count	Amount	Count	Amount	Count	Amount	Count	Amount	Count	Amount	Count	Amount
11	\$16,188.00	28	\$24,035.00	28	\$120,000.00	8	\$20,185.00	6	\$14,500.00	169	\$548,376.00
6	\$25,650.00	16	\$42,890.40	42	\$205,179.66	12	\$116,180.00	2	\$4,000.00	134	\$584,460.06
4	\$3,610.00	9	\$50,230.00	13	\$65,015.61	5	\$32,000.00	11	\$110,085.00	124	\$499,559.61
12	\$14,325.00	12	\$10,740.00	6	\$12,002.31	4	\$8,500.00	1	\$3,500.00	101	\$430,262.31
4	\$3,695.00	11	\$7,610.00	12	\$35,633.95	6	\$10,500.00	7	\$21,360.00	129	\$413,046.95
14	\$67,377.00	9	\$25,925.00	11	\$37,741.33	3	\$1,685.00	14	\$52,540.00	129	\$422,348.33
18	\$16,230.00	10	\$54,000.00	9	\$83,500.00	1	\$1,500.00	2	\$360.00	119	\$371,338.00
150	\$369,625.00	5	\$66,695.00	8	\$170,657.75	5	\$15,000.00	7	\$106,500.00	247	\$1,262,283.75
15	\$37,500.00	11	\$13,795.00	6	\$96,500.00					93	\$429,256.00
3	\$5,500.00	8	\$11,295.00	18	\$132,000.84	2	\$5,000.00			123	\$426,248.84
5	\$27,500.00	6	\$94,685.00	5	\$53,055.00	2	\$7,800.00			128	\$450,363.00
12	\$33,654.00	8	\$31,370.00	6	\$48,000.00	10	\$32,765.42			102	\$332,348.42
254	\$620,854.00	133	\$433,270.40	164	\$1,059,286.45	58	\$251,115.42	50	\$312,845.00	1598	\$6,169,891.27

DEWR FOR AUGUST 2019

	8/1	8/2	8/3	8/4	8/5	8/6	8/7	8/8	8/9	8/10	8/11	8/12	8/13	8/14	8/15	8/16	8/17	8/18	8/19	8/20	8/21	8/22	8/23	8/24	8/25	8/26	8/27	8/28	8/29	8/30	8/31	Avg's	
Felony not filed	365	373	338	363	399	372	366	349	356	342	367	375	352	356	352	387	314	314	373	356	346	352	354	340	378	400	356	342	342	337	311	356	
Felony pend. Grand Jury	693	681	695	688	686	687	659	650	617	598	598	598	601	613	618	615	617	617	613	606	611	604	580	565	562	562	553	548	557	536	534	612	
Felony not incl. SJF	1610	1618	1602	1602	1598	1599	1623	1636	1652	1676	1675	1673	1692	1695	1698	1680	1705	1705	1703	1706	1713	1727	1742	1744	1742	1741	1760	1758	1783	1811	1805	1693	
SJF pend dispo	286	276	282	283	284	303	294	294	302	296	300	302	302	302	303	294	308	308	307	319	312	304	318	320	322	323	324	315	319	326	324	305	
PV-Felony	342	349	336	343	346	333	347	331	313	302	308	311	309	312	313	310	303	303	320	328	325	337	336	327	332	341	343	332	338	337	341	327	
TDC over 10yr/appeal	203	213	227	227	227	193	202	206	221	232	232	197	194	201	200	212	218	218	218	226	208	216	236	251	251	239	247	254	266	271	281	225	
Bench Warrants	49	49	49	49	49	41	42	40	38	38	38	38	39	39	41	41	44	44	44	43	47	48	51	53	53	49	49	49	51	53	55	46	
TDC<10yr/appeal	15	15	16	16	16	14	14	14	15	15	15	13	13	13	13	13	15	15	15	15	14	15	14	15	15	15	15	15	15	15	16	15	
Sentd. SJF	42	39	41	41	40	42	44	48	42	45	44	44	46	49	52	48	50	50	50	52	54	61	53	55	55	54	58	61	58	50	58	49	
SJF on appeal	2	2	2	2	2	2	2	2	2	2	2	2	2	2	2	2	2	2	2	2	2	2	2	2	2	2	2	2	2	2	2	2	
SJF serv in co jail	40	43	42	39	35	35	36	38	39	43	40	40	39	41	41	41	43	40	40	41	41	38	42	43	41	40	42	44	49	48	51	41	
Misd. not filed	123	116	130	136	148	151	136	124	124	110	133	138	140	131	106	126	102	102	138	146	135	130	108	111	131	154	144	132	141	129	104	128	
Misd. filed pend.	212	194	201	204	212	198	183	194	189	202	204	209	199	187	201	183	186	186	190	195	192	200	207	198	198	194	199	201	187	187	208	197	
Misd-PV	0	0	0	0	0	0	0	0	0	0	0	0	0	0	0	0	0	1	1	1	1	1	1	1	1	1	1	1	1	1	1	0	
Serv in jail (Cond of Prob)	60	64	67	57	56	54	53	46	47	51	52	49	52	58	56	60	62	58	55	55	56	49	49	52	44	42	42	48	52	50	59	53	
Serving Co time & fines	27	29	32	28	27	34	36	40	42	47	40	33	32	27	28	28	28	25	22	22	22	19	24	25	25	23	25	29	31	32	38	30	
Serv fines/CT cost only	0	0	0	0	0	0	0	0	0	0	0	0	0	0	0	0	0	0	0	0	0	0	0	0	0	0	0	0	0	0	0	0	
Out of county/state	65	64	71	79	82	46	64	68	64	63	79	84	45	52	55	55	62	62	71	33	49	57	50	61	70	79	48	60	61	51	63	62	
Parole Violations	259	254	257	265	271	275	269	263	263	265	273	276	263	265	269	264	266	266	271	275	279	289	293	291	293	292	293	301	306	296	293	276	
SAFFP	201	205	213	213	213	217	196	193	198	200	200	200	206	194	198	206	205	205	205	206	212	213	217	225	225	223	228	215	221	228	231	210	
Special Programs	259	259	266	266	252	256	260	260	264	269	269	261	246	236	244	246	257	258	241	239	237	250	247	258	258	258	241	243	254	260	269	254	
Other- Incompetent	171	171	172	172	168	165	164	168	169	169	169	167	169	171	170	172	172	172	171	173	169	169	171	177	177	175	175	178	177	177	183	172	
US Marshall holds	57	59	60	60	59	60	59	58	57	57	58	58	57	58	57	57	57	57	58	57	57	58	64	64	65	62	64	63	60	60	60	59	
Contempt-in Jail	17	14	14	14	15	15	15	15	15	18	18	17	15	15	17	16	16	16	17	18	16	16	18	13	16	17	14	11	12	12	14	15	
Contempt-Furlough	0	0	1	1	0	0	0	0	0	1	1	0	0	0	0	0	2	2	0	0	0	1	0	1	1	0	0	0	0	0	2	0	
PEACE Bond	0	0	0	0	0	0	0	0	0	0	0	0	0	0	0	0	0	0	0	0	0	0	0	0	0	0	0	0	0	0	0	0	
TYC hold	0	0	0	0	0	0	0	0	0	0	0	0	0	0	0	0	0	0	0	0	0	0	0	0	0	0	0	0	0	0	0	0	
Immigration hold	4	9	14	0	1	9	4	2	2	16	0	0	5	4	1	6	17	17	0	4	4	9	5	14	1	0	9	6	7	11	17	6	
Class C Misd. only	5	9	8	0	4	7	15	8	7	17	0	0	10	7	8	4	15	15	0	5	9	6	14	8	3	1	7	5	8	8	6	7	
Contract inmates	0	0	0	0	0	0	0	0	0	0	0	0	0	0	0	0	0	0	0	0	0	0	0	0	0	0	0	0	0	0	0	0	
US Military hold	0	0	0	0	0	0	0	0	0	0	0	0	0	0	0	0	0	0	0	0	0	0	0	0	0	0	0	0	0	0	0	0	
Default	82	59	61	67	56	45	57	71	59	77	53	53	55	39	71	59	69	79	49	42	49	67	58	60	49	43	48	51	48	48	49	57	
With Furlough added	5189	5164	5197	5215	5246	5153	5140	5118	5097	5151	5168	5138	5083	5067	5114	5125	5135	5137	5174	5165	5160	5238	5254	5274	5310	5330	5287	5264	5346	5336	5375	5198	
Jail Population-Actual	5189	5164	5196	5214	5246	5153	5140	5118	5097	5150	5167	5138	5083	5067	5114	5125	5133	5135	5174	5165	5160	5237	5254	5273	5309	5330	5287	5264	5346	5336	5373	5198	
INTAKES	224	201	165	143	171	199	169	176	224	160	120	153	186	193	200	181	141	121	171	207	201	235	204	161	143	186	183	241	190	202	138	180	
RELEASES	246	224	129	121	157	272	229	186	208	110	110	208	224	173	171	193	117	89	154	206	191	166	243	103	101	191	209	193	176	225	98	175	
VARIANCE	-22	-23	36	22	14	-73	-60	-10	16	50	10	-55	-38	20	29	-12	24	32	17	1	10	69	-39	58	42	-5	-26	48	14	-23	40	5	
Total Bookins					5,589				Total Releases				5,423				Total Jail Bed Days				161,137.00				=	\$ 9,666,609							
Avg length of stay 41																																	

DEWR BUCKET MONTHLY AVERAGES

	Aug 17	Sep 17	Oct 17	Nov 17	Dec 17	Jan 18	Feb 18	Mar 18	Apr 18	May 18	Jun 18	Jul 18	Aug 18	Sep 18	Oct 18	Nov 18	Dec 18	Jan 19	Feb 19	Mar 19	Apr 19	May 19	Jun 19	Jul 19	Aug 19	2019 Avg
Felony not filed	396	396	396	396	396	357	315	322	325	340	381	389	348	345	304	286	292	326	335	329	324	340	375	373	356	345
Felony pend GJ	574	601	728	649	657	709	615	517	608	581	619	768	709	642	700	603	577	758	696	541	582	564	551	689	612	624
Fel.pend excl.SJF	1675	1639	1592	1638	1639	1667	1712	1705	1608	1594	1629	1625	1719	1722	1665	1679	1618	1539	1583	1585	1600	1619	1630	1576	1693	1603
State Jail Fel only	264	253	227	243	255	251	255	256	237	244	259	256	268	287	227	241	216	216	229	270	269	243	256	258	305	256
PV-Felony	207	213	216	215	220	241	243	236	257	263	240	244	281	290	257	240	226	271	273	292	308	288	277	305	327	293
TDC over 10yrs	421	505	433	394	353	326	346	365	336	330	302	287	335	359	365	315	319	306	309	306	221	212	241	208	225	254
Bench Warrants	31	35	32	35	41	40	37	44	47	38	41	48	42	42	40	36	44	45	46	40	48	40	40	43	46	44
TDC <10y/appeal	8	11	9	10	9	11	9	7	6	5	7	9	12	13	14	12	10	12	16	12	12	12	10	15	15	13
Sentenced SJF	84	97	87	78	77	59	64	76	84	84	86	78	69	71	84	56	55	45	38	45	41	40	42	36	49	42
Sentd SJF/appeal	0	0	0	0	0	0	0	0	0	0	0	0	0	0	0	0	0	0	0	0	0	0	1	2	2	1
SJF-Serv Co Jail	101	91	93	82	79	69	75	80	84	84	88	85	84	88	77	66	73	67	63	59	49	46	40	36	41	50
Misdmnr not filed	185	193	165	165	133	136	135	129	119	145	168	166	160	140	120	123	126	135	116	117	111	116	119	138	128	123
Misdmnr filed-pend	214	216	221	188	199	209	198	191	178	181	198	211	200	206	197	183	184	176	139	147	168	172	175	196	197	171
PV-Misdmnr	0	0	0	0	0	0	0	0	0	0	0	0	0	0	0	0	0	0	0	0	0	0	0	0	0	0
Serv as Con of Prob.	60	67	61	59	64	60	54	54	52	52	48	49	44	51	46	53	52	44	50	50	49	45	50	52	53	49
Serv Co time/ fines	66	81	76	68	52	42	66	62	61	62	51	61	52	57	52	52	44	41	48	48	36	34	35	35	30	38
Serv fines/ fees only	0	0	0	0	0	0	0	0	0	0	0	0	0	0	0	0	0	0	0	0	0	0	0	0	0	0
Out of Co/State	71	83	78	77	61	62	71	71	69	74	77	73	80	80	71	66	62	68	73	70	62	49	52	56	62	62
Parole Vio.	284	291	237	216	213	218	239	249	239	235	257	269	262	293	290	253	281	281	267	255	260	265	270	276	276	269
SAFPF	228	225	191	172	168	146	156	134	99	111	100	95	111	124	144	125	128	154	208	186	152	170	185	194	210	182
Sp.Pgrms	187	192	165	161	173	186	186	168	137	149	135	137	138	119	116	129	129	142	163	140	130	141	185	232	254	173
Incompetent	130	135	144	149	155	148	148	150	144	153	142	137	132	130	131	153	156	160	154	160	163	170	170	167	172	165
US Marshall	7	6	7	11	10	9	8	9	8	14	14	15	13	11	9	30	41	41	47	64	66	62	61	60	59	58
Cntmpt-in Jail	18	14	13	10	8	11	14	13	13	11	11	12	13	14	12	12	15	19	21	16	14	15	17	17	15	17
Furlough	0	0	0	0	0	0	0	0	0	0	0	0	0	0	0	0	0	0	0	0	0	0	0	0	0	0
PEACE Bond	0	0	0	0	0	0	0	0	0	0	0	0	0	0	0	0	0	0	0	0	0	0	0	0	0	0
TYC hold	0	0	0	0	0	0	0	0	0	0	0	0	0	0	0	0	0	0	0	0	0	0	0	0	0	0
Immigration hold	7	5	7	5	5	6	5	6	5	5	6	5	7	7	5	6	5	5	7	7	7	8	5	5	6	6
Class C only	29	28	27	25	23	21	19	16	19	19	23	22	25	22	17	17	19	19	18	18	13	12	6	6	7	12
Contract	0	0	0	0	0	0	0	0	1	0	0	0	0	0	0	0	0	0	0	0	0	0	0	0	0	0
US Military	0	0	0	0	0	0	0	0	0	0	0	0	0	0	0	0	0	0	0	0	0	0	0	0	0	0
Default	43	40	42	38	39	39	37	42	42	40	44	51	54	41	38	41	49	50	51	48	52	51	54	60	57	53
Furlough added	5269	5412	5226	5081	5002	5023	5006	4902	4777	4812	4929	5092	5155	5156	4982	4777	4720	4920	4946	4805	4735	4714	4848	5033	5198	4900
Jail Population Actual	5269	5412	5226	5081	5002	5023	5006	4902	4777	4812	4929	5092	5155	5156	4982	4777	4720	4920	4946	4805	4735	4714	4848	5033	5198	4900

INTAKES	187	182	209	173	155	173	170	176	180	181	190	187	196	174	166	160	159	177	182	178	170	176	166	177	180	176
RELEASES	183	180	221	171	162	167	175	183	176	182	185	184	192	176	174	167	154	175	183	180	173	175	162	167	175	174
VARIANCE	4	2	13	2	6	6	-5	-7	4	-1	7	3	4	-2	8	-7	6	2	-1	-2	-3	2	4	9	5	2

DEWR BUCKET COMPARISON

BUCKET NAMES	JUL 2018 vs 2019	AUG 18	AUG 19	JUN 19	JUL 19	AUG 19	JUL vs AUG
Variance							
SPECIAL FOCUS							
Fel.pend excl.SJF	-26	1719	1693	1630	1576	1693	117
State Jail Felony	37	268	305	256	258	305	47
PV-Felony	46	281	327	277	305	327	22
Felony pend Grand Jury	-97	709	612	551	689	612	-77
Parole Violator only	14	262	276	270	276	276	0
Special Programs	116	138	254	185	232	254	22
TRENDING UP							
SAFPF	99	111	210	185	194	210	16
Incompetent	40	132	172	172	167	172	5
Bench Warrants	4	42	46	40	43	46	3
SJF-Serv Co.Jail (12.44a)	-43	84	41	40	36	41	5
Sentenced to SJF	-20	69	49	42	36	49	13
Out of Co/State	-18	80	62	52	56	62	6
Misdemeanors pending	-3	200	197	175	196	197	1
TRENDING DOWN							
Serving County Time	-22	52	30	35	35	30	-5
Contempt in Jail	2	13	15	17	17	15	-2
TDC<10yr/appeal	3	12	15	10	15	15	0
Felony Not Filed	8	348	356	375	373	356	-17
US Marshal	46	13	59	61	60	59	-1
STABLE							
Class C Misd. only	-18	25	7	6	6	7	1
Immigration	-1	7	6	5	5	6	1
TYC	0	0	0	0	0	0	0
Jail Population Avg.	43	5155	5198	4848	5033	5198	165

Dallas County Pre Trial Services
Alternative Sentencing Program (ASP) and Bond/Electronic Monitoring Program
Statistical Summary Report

AUGUST 2019

CASELOAD INFORMATION

	08/19 ASP	08/19 Bond	08/19 Ch. Sup	08/19 TOTAL	ASP TOTAL	Bond TOTAL	Ch. Sup TOTAL	Total 9-01-09 - 08/31/19
Beginning Client Count	3	225	0	228	3	3	9(5/13)	15
Total Clients That Started The Program	16	85	0	101	1,981	2,598	89	4,668
Total Cases Closed	10	92	0	102	1,975	2,383	98	4,456
Closed Successfully	10	60	0	70	1,939	1,524	74	3,537
Closed Unsuccessfully	0	32	0	32	36	859	24	919
Total Clients at End of Month	9	218	0	227				

PROGRAM DISTRIBUTION FOR CLOSED CASES

	ASP	Bond	Ch. Sup	TOTAL	ASP	Bond	Ch. Sup	TOTAL
Full House Arrest	0	33	0	33	221	359	14	594
House Arrest w/work/school release	9	0	0	9	1,691	0	1	1,692
GPS w/work/school release	1	59	0	60	63	2,024	83	2,170
B.A.R.T-Alcohol Monitor	3	1	0	4	738	89	0	827

CASELOAD NON-COMPLIANCE INFORMATION

	ASP	Bond	Ch. Sup	TOTAL	ASP	Bond	Ch. Sup	TOTAL
Violation Reports Submitted	0	88	0	88	88	2,857	46	2,991
Unsuccessful Removal from Program	0	32	0	32	36	859	24	919
Failed to Start Program/Warrant Issued	0	0	0	0	12	26	1	39
Interviewed but Rejected for Program	0	0	0	0	3	35	2	40
New Offenses Committed while in Program	0	1	0	1	4	58	5	67

CASELOAD ACTIVITIES

	08/19	TOTAL
Orientation Interviews Conducted	101	4,683
Computer Checks for Warrants & New Offenses	741	30,386
Telephone Contacts with Clients	1,515	78,200
Telephone Contacts with Non Clients	492	20,556
In Person Contacts with Clients-Office & Field	991	55,020
In Person Contacts with Non Clients-Office and Field	260	11,353

DALLAS COUNTY FUNDS SAVED

	08/2019	Total 09-01-09 -08-31-19
ELM Days Served/Jail Bed Days Saved	6,937	366,966
Cost of Jail Bed Per Day	\$ 59.99	SEE ADDENDUM
TOTAL JAIL BED EXPENSES SAVED	\$416,150.63	\$22,438,614.45

ASP/BOND ELM

Jail Bed Cost Savings Addendum

Time Period	Cost per Day	Days	Total Cost Saved
9/09	\$55.60	393	\$ 21,850.80
10/09 to 9/10	\$48.49	7,589	\$ 367,990.61
10/10 to 09/11	\$57.49	16,277	\$ 934,212.50
10/11 to 09/12	\$53.13	23,536	\$ 1,250,467.68
10/12 to 09/13	\$56.29	30,368	\$ 1,709,414.72
10/13 to 9/14	\$62.46	41,130	\$ 2,568,979.80
10/14 to 9/15	\$63.11	40,706	\$ 2,568,955.66
10/15 to 9/16	\$69.38	40,517	\$ 2,811,069.46
10/16 to 9/17	\$71.08	44,636	\$ 3,209,845.88
10/17 to 9/18	\$55.36	56,163	\$ 3,108,408.64
10/18 to 08/19	\$59.99	65,651	\$ 3,938,403.49
TOTAL		366,966	\$22,438,614.45

PRETRIAL RELEASE SERVICES MONTHLY REPORT

	SEPT 18	OCT 18	NOV 18	DEC 18	JAN 19	FEB 19	MAR 19	APR 19	MAY 19	JUN 19	JUL 19	AUG 19	12mo AVG
AVG BOOKINS per day	174	166	160	159	177	182	178	186	176	166	178	180	174
Interviews	56	58	49	48	56	43	49	53	43	48	40	71	51
Cr. History reviewed	207	318	278	213	385	219	267	236	287	237	212	374	269
Bonds written	44	38	33	31	40	25	32	28	33	35	31	32	34
AVG BONDS per day	2.3	1.7	1.7	1.6	1.9	1.3	1.5	1.27	1.5	1.8	1.4	1.5	1.62
Bonds (collected)	30	29	20	18	24	13	20	17	20	16	16	17	20
Bonds (waived)	14	9	13	13	16	12	12	11	13	19	15	15	14
Bonds TOTAL	44	38	33	31	40	25	32	28	33	35	31	32	34
FEES (collected)	\$1,125	\$1,081	\$948	\$760	\$1,038	\$765	\$810	\$590	\$643	\$1,148	\$690	\$675	\$856
FEES (waived)	\$590	\$290	\$420	\$1,150	\$775	\$380	\$460	\$318	\$733	\$800	\$515	\$578	\$584
FEES TOTAL	\$1,715	\$1,371	\$1,368	\$1,910	\$1,813	\$1,145	\$1,270	\$908	\$1,375	\$1,948	\$1,205	\$1,253	\$1,440

AVERAGES - LATEST HISTORICAL STATISTICAL DATA	
	BKIN AVG
2008 AVERAGE	271
2009 AVERAGE	264
2010 AVERAGE	257
2011 AVERAGE	238
2012 AVERAGE	231
2013 AVERAGE	222
2014 AVERAGE	204
2015 AVERAGE	195
2016 AVERAGE	179
2017 AVERAGE	182
2018 AVERAGE	176
Jan-19	177
Feb-19	182
Mar-19	178
Apr-19	186
May-19	176
Jun-19	166
Jul-19	178
Aug-19	180
2019 AVERAGE	178

PRETRIAL RELEASE SERVICES ~ YEARLY AVERAGES			
	PTR Bond	Jail Pop	Bkin Avg
2007	14	6288	249
2008	13	6125	271
2009	11	6165	264
2010	10	6818	257
2011	9	6430	238
2012	9	6310	231
2013	11	6015	222
2014	10	6144	204
2015	9	5685	195
2016	6	5350	179
2017	4	5237	182
2018	2	4944	176

Dallas County, Texas: PSA Implementation Plan (2018-2019)

STAGE OF ACTION/TASKS		LEAD AGENCY AND/OR PERSON	Nov. 2018	Dec. 2018	Dec. 2018	Jan. 2019	Feb. 2019	Mar. 2019	Apr. 2019	May 2019	June 2019	July 2019	Aug. 2019	Sept. 2019	Oct. 2019	RELATED PSA IMPLEMENTATION GUIDE SECTION AND MATERIALS
ENGAGEMENT																
1	Make preliminary system decisions	Everyone	X	X												3. Critical Implementation Issues
2	Create implementation team	Mike Laughlin						X								4. Guide to the Implementation Team
3	Draft implementation plan	Mike Laughlin	X	X												5. Guide to the Implementation Plan
4	Hold first team meeting	Mike Laughlin							X							6. Guide to the First Team Meeting
5	Educate team members about the PSA	Consultant							X							6C-6E. Implementation Team Education Curriculum
6	Schedule ongoing meetings	Mike Laughlin							X							6. Guide to the First Team Meeting
TECHNOLOGY INTEGRATION																
7	Discuss and identify where PSA application will be programmed	Pretrial/IT staff	X	X												7. Guide to PSA Technology Options
8	Create IT subcommittee	Craig, Janice, Mike		X												7. Guide to PSA Technology Options
9	Confirm programming timeline with IT staff and/or outside IT vendors	Mike, TechShare, NOBLE						X	X							7. Guide to PSA Technology Options
10	Program PSA application	Techshare Team, NOBLE, and PTS								X	X	X				7. Guide to PSA Technology Options; 7A. Data Elements; 7B. PSA Business Requirements
11	Test PSA application	PT and TechShare/Noble											X	X		7C. PSA Testing Protocol
MANAGING RISK																
12	Create pretrial Decision Framework	Pretrial, then team review														8. Guide to the Pretrial Decision Framework; 8A. Example of a Pretrial Decision Framework
13	Create Release Conditions Matrix	Pretrial, then team review											X	X		9. Guide to the Release Conditions Matrix; 9A. Examples of a Release Conditions Matrix; 9B. Release Conditions Matrix Presentation; 9C. PSA Results Presentation
MEASURING RISK																
14	Complete PSA Violent Offense List	Pretrial, then team review											X	X		10. Guide to the PSA Violent Offense List; 10A. Violent Offense List Presentation
15	Review PSA risk factors and tailor PSA Scoring Manual	Team														11. Guide to the PSA Risk Factors; 11A. PSA Scoring Manual
16	Design PSA Report	Pretrial, team											X	X		12. Guide to the PSA Report; 12A. Example of a PSA Report
TRAINING																
17	Schedule stakeholder education presentations	Mike Laughlin										X				13. Guide to Stakeholder Education
18	Schedule assessor training	Mike Laughlin														14. Guide to Assessor Training
19	Conduct stakeholder education presentations	Consultant, Mike L.											X			13. Guide to Stakeholder Education; 13A-D. Stakeholder Education Curriculum
20	Conduct assessor training	Mike Laughlin														14. Guide to Assessor Training; 14A-D. Assessor Training Curriculum
FIDELITY																
21	Design quality assurance plan	Consultant, Mike L.												X		15. Guide to Quality Assurance
22	Develop reporting protocols and design performance report	Consultant, Mike L.														16. Guide to Outcomes and Oversight
23	Transition implementation team to PSA oversight committee	Mike Laughlin														16. Guide to Outcomes and Oversight
24	Execute quality assurance plan	Mike Laughlin/Team														15. Guide to Quality Assurance
25	Monitor use of PSA and distribute performance reports	Mike Laughlin and Oversight Team														16. Guide to Outcomes and Oversight
26	Convene oversight committee on regular basis	Oversight Team														16. Guide to Outcomes and Oversight