




Dallas County Behavioral Health Leadership Team
Thursday, September 14th, 2023
9:30am -11:00am
In-Person & Virtual Meetings via Microsoft Teams

- I. Welcome and Call to Order
 - Review/Approval of August 10th, 2023 Meeting Minutes
- II. Introductions
- III. Presentation: Dallas Housing Authority
Presenter: Troy Broussard, President & Chief Executive Officer
- IV. North Texas Behavioral Health Authority (NTBHA) Update
- V. Meadows Mental Health Policy Institute (MMHPI) Update
- VI. Dallas County Behavioral Health Housing Workgroup Update
- VII. Dallas County Mental Health Advisory Committee Update
- VIII. Legislative Update
- IX. BHLT Voting Membership Review Committee Update
- X. Funding Opportunities
 - The Cottages Update
 - SAMHSA Residential Treatment Grant Update
 - Community Courts Grant Update – Public Defender’s Office (PD)
 - Restorative Justice Division Update – District Attorney’s Office (RJD)
- XI. Upcoming Events and Notifications
- XII. Public Comments
- XIII. Adjournment

* Indicates items requiring approval from Dallas County Behavioral Health Leadership Team
The following reports from BHLT Committees are included for your records: *ACOT, BHSC, PD Mental Health Stats, North Texas Behavioral Health Authority, FUSE and RJD Stats*. Unless action is required, there will be no verbal updates from those committees.



DALLAS COUNTY, TEXAS
Minutes of the Behavioral Health Leadership Team Meeting
Thursday, August 10, 2023
<https://www.dallascounty.org/departments/criminal-justice/bhlt/>

Welcome and Call to Order

Commissioner John Wiley Price called the Behavioral Health Leadership Team (BHLT) meeting to order at 9:30 AM. Commissioner Price welcomed everyone and announced that the meeting was being recorded and those who continued in attendance were consenting to being recorded as a part of the open records.

The Commissioners present were Commissioners John Wiley Price and Dr. Theresa Daniel. Commissioner Price entertained a motion for opening the meeting. A motion was made by Commissioner Dr. Theresa Daniel and seconded by another participant. The motion was unanimously passed by the committee members.

Review/Approval of Minutes

The minutes of the BHLT meeting held on Thursday June 08, 2023, were included in the meeting packet. Commissioner Price offered an opportunity for the minutes to be reviewed and approved. The minutes were approved as submitted.

Introductions

Commissioner Price welcomed everyone to the meeting and asked first-time attendees to introduce themselves: First time attendees were:

- David Maschmeir, Outreach Coordinator The Haven Texas
- Morgan Medlock, MD, Chief Medical Officer
- Karnesha German, Mental Health Social Worker, Parkland- Lancaster, Texas

North Texas Behavioral Health Authority (NTBHA) Update

Carol Lucky, Chief Executive Officer, NTBHA provided the report. Carol reported that the Competency Program at Dallas Behavioral Hospital (DBH) is now operational. This program was created to assist in decreasing the current waitlist of individuals in jail waiting for admission to a state hospital for competency restoration. Dallas County allocated American Rescue Plan Act (ARPA) funding to NTBHA to purchase 14 beds at DBH for competency restoration. Carol also reported that HHSC may be allocating funding for 150 beds statewide, dedicated to the top 5 counties (Bexar, Tarrant, Travis, El Paso and Dallas County) that have the highest backlog of people waiting for competency beds, excluding Harris County. Dallas County may receive a potential 48 bed allocation at a maximum rate of \$800.00 per day. Carol reported she has also been in communication with HHSC to discuss the need for additional Private Psychiatric Beds (PPB)

along with local private hospitals to identify their charity needs. Carol briefly discussed RFP's going to LMHAs for coordinated services including; crisis residential based services for kids, early onset programs, crisis stability and diversion centers, state hospital step down programs, youth crisis outreach teams.

Meadows Mental Health Policy Institution (MMHPI)

No update provided this meeting

Dallas County Behavioral Health Housing Workgroup (BHHWG)

Commissioner Dr. Theresa Daniel provided the update. Dr. Daniel expressed concern for the economic reality post pandemic, housing needs and the overall cost of homelessness. Dr. Daniel briefly discussed situational variables that contribute to an increase of individuals experiencing instability and uncertainty in their personal housing needs.

Dallas County Mental Health Advisory Committee Update

Yordanos Melake, Program Manager, Criminal Justice Department reported that the 16.22 Mental Health Assessment Unit (MHAU) went live on July 17, 2023. Yordanos reported, from July 17th to July 31st, there were 1200 magistrate orders for screenings, with Adapt completing 772 and 38 individuals refusing screenings. Yordanos states, from August 1st to date the MHAU received 776 magistrate orders for screenings, with Adapt completing 420. Yordanos states, the greatest impact to completing assessments were wait times due to shift change, feedings times, and or staff stations being limited and not having the capacity to move individuals quickly for the interviews. Yordanos recognized Chief Debra Williams, over the Inmate Housing Bureau, who worked with the team to identify efficient solutions to decreasing the wait times to meeting with individuals in the jail.

Legislative Update

Janie Metzinger, Legislative Coordinator, NTBHA, provided the update. Janie provided a report to the committee on the 88th Texas Legislature's regular session related to publicly funded behavioral health services. Janie reported that the total for 2024-2025 biennium in HB 1 was \$9,365,521,188. Janie briefly discussed HB 12 extension of Medicaid coverage for postpartum women for twelve months and SB 26 that amends several Texas statutes related to LBHA/LMHA audits and mental and behavioral health reporting, services and programs.

BHLT Voting Membership Review Committee Update

Charlene Randolph, Director, Criminal Justice Department, provided the update. Charlene stated that the committee met last Friday and are currently working on presenting the recommendations discussed in those meetings to the BHLT September 14th.

Funding Opportunities Updates

• Cottages Update

Charlene Randolph, Director, Criminal Justice Department, provided the update. Charlene referred to the Cottages report in the BHLT packet. For the month of July, the Cottages started with 44 clients and ended with 45. The report does not show any updates to their case management services, however, this will be updated next month.

- **SAMHSA Residential Treatment Grant Update**

Marcus Turner, SAMHSA Grant Coordinator, Criminal Justice Department, provided the update. Marcus reports that Nexus had no admissions for the month of June and July but one participant successfully discharged. Marcus states, at Homeward Bound, there was one admission for the month of June and two for the month of July, with three participants discharging successfully and a 64 day average wait time. Marcus also reports that the Criminal Justice Department is waiting on the approval from SAMHSA on continued grant funding.

- **Community Courts Grant Update-Public Defender's Office (PD)**

Vickie Rice, Public Defenders Office provided the update. Vickie referred to the BHLT packet for the statistics on the Problem-Solving Courts. Vickie reported that Dallas County represented at the National Association of Drug Court Profession (NADCP) and the courts have come back to reevaluate processes, numbers and overall impact. Vickie states the PDs office has hired a few individuals, including a social worker and currently looking to fill the position of their Engagement Supervisor.

- **Restorative Justice Division-District Attorney's Office (RJD)**

Julie Turnbull, Chief, Restorative Justice Division, District Attorney's Office, provided the update. Julie referred to statistics within in the BHLT packet. Julie reported that the DA's office was able to send 15 prosecutors to the NADCP conference and engage in team building activities across the department. Julie reports that they have reached capacity in a few of their programs including drug court, as they have had to reject 52 individuals over the past two months but expect successful graduates this month which will allow them to accept more participants. Julie states that the DA's office has been a part of conversations with the Opioid Task Force Committee and look forward to the strategic plan being provided to Commissioner's Court. Julie reported the DA's office went to the Tarrant County Mental Health Diversion Center for a visit and expect continued collaboration to improve and expand the Dallas County Deflection Center. Julie and Doug Denton (Homeward Bound) report the Deflection Center has now been open one year. Doug states that they've received about 266 individuals to the center and plan to continue engagement with law enforcement agencies.

Upcoming Events and Notifications

- **Landy Blackmore**, Hickory Trial Hospital, invited the committee to a free screening of a new documentary, *Tipping the Pain Scale*. The screening will be held at the Texas Theater in Waxahachie on August 24th from 1-4pm.
- **Joe Powell, CEO, APAA**, announced that September is Recovery Month and the Big Texas Rally for Recovery will host "Recovery Reunion Under the Sun" on September 9th 11a-3pm. A flyer with more information will be sent to the committee.
- **Judge La'Donna Harlan, STAC Court**, invited the committee to the STAC Court graduation in the Central Jury Room, next Friday, August 18th at 1pm.

Adjournment

Commissioner Price thanked everyone for their service. The meeting was adjourned at 10:40 a.m.

Mission Statement: The Dallas County Behavioral Health Housing Work Group (DCBHWG), with diverse representation, will formulate recommendations on the creation of housing and housing related support services designed to safely divert members of special populations in crisis away from frequent utilization of expensive and sometimes unnecessary inpatient stays, emergency department visits and incarceration.

Success will be measured in placement of consumers in housing and the decreased utilization of higher levels of care (hospitals and emergency care visits) and reduced incarceration in the Dallas County Jail. The DCBHWG is committed to a data driven decision-making process with a focus on data supported outcomes.

ATTENDEES: Dr. Theresa Daniel, Dallas County Commissioner; Erin Moore, Dallas County; Janie Metzinger, NTBHA; Eric McCarty, NTBHA; Laura Edmonds, DCCJ; Kimberly Rawls, DCCJ; Latoya Jenkins, Dallas County; Lisa Marshall, Fighting Homelessness; David Gruber, Housing Forward; Deborah Hill, DCCJ; Traswell Livingston III, AIDS Services; Larry Gordon, Downtown Inc.; Ikenna Mogbo, Metrocare; Tzeggabrhhan Kidane, Dallas County; Daniel Roby, Austin Street

Dr. Daniel opened the meeting and attendees introduced themselves.

CALL TO ORDER: The minutes were approved with amended changes from Jim Mattingly. In the Mattingly Report, he added “delinquent rents” to the first sentence. He substituted the word “mobilize” for “stabilize at” to the seventh sentence. In the eighth sentence he added the words “owners of” and changed the word “the” to “higher” in the same sentence.

GOVERNANCE

Dallas Area Partnership to End and Prevent Homelessness:

The Partnership meeting was held on August 3rd and there was a brief discussion about the City of Dallas HOPE (Homelessness, Organizations, Policies, and Encampments) Task force report. City of Dallas councilmember Cara Mendelsohn made a presentation on the founding documents of the partnership for discussion of the bylaws and articles of incorporation. The documents will be reviewed before the next meeting to discuss and recommend possible changes.

Dallas County Homeless Advisory Committee:

Homeless Advisory committee met on Monday, August 21st. There were talks of the increases in Covid cases and how they are affecting the homeless population. The Health and Human Services department talked about providing homelessness resources on their website. The collection of data for the cost analysis of homelessness is in process. Committee members are also following up with tiny home communities throughout the state with Waco being the most recent example dedicated to housing.

Federal and State Legislative Update: Janie Metzinger, NTBHA

The observation was made that there is a significant increase of \$1.3 billion dollars compared with the previous biennium. This year’s budget is set at \$9.3 billion dollars. There was also extensive discussion on the construction and remodel of local state hospitals and the costs associated with it. There will be additional hospitals constructed within the state that will allow more forensic beds to be available and accessed by law enforcement throughout the state.

RESOURCES

Shelter Discussions: Daniel Roby, Austin Street Shelter

Daniel Roby reported that Austin Street remains full every night with a low turnover rate of available beds due to the heat. This has caused some issues as they are trying to figure out how to accommodate the additional people and cover the costs associated with housing them. On average, they have about eight people per week moving out into permanent housing, but not currently due to the excessive heat. Even though there is an uptick in Covid cases, they are currently not seeing it amongst the residents while in the shelter. There has been an increase in job placements with some successful career fairs on the campus.

NTBHA: Eric McCarty, NTBHA

Eric McCarty reported that the TBRA program has not changed because no new funding is available in Dallas County and the waiting list is not open due to the lack of impact the program believes it will have. They anticipate some information regarding funding coming in October. In the cities that have funding, it has been difficult to find landlords willing to rent in those areas due to the short-term nature of the program.

Housing Navigator: Kimberly Rawls, Dallas County

Kimberly Rawls included the report in the packet and the FUSE partners are working to reconstruct the program with a new program model and budget. NTBHA has agreed to fund the Shelter Navigator positions with two other FUSE partners throughout the summer months with a possibility of extending it two years. There is also a possibility of another funding source becoming available and once the logistics are completed, that plan will be made available. The FUSE team was able to screen 4,084 individuals within a twelve-month annual span. The team is also working on the deliverables for the BJA to move forward with the procurement process for bidding. The Connector is running well on their end.

Homeless Jail Dashboard: Kimberly Rawls, Dallas County

Kimberly Rawls reported the jail data report is available in the packet on the back of the Housing Navigator report. With the increase to the total jail population, there was an increase across the board to the total homeless inmate numbers.

Housing Authority Report: Thomas Lewis, Dallas County HHS

Thomas Lewis was not available for the meeting, but submitted a report that is in the packet.

CARES Act/ARPA Funds: Commissioner Daniel, Dallas County

Commissioner Daniel reported that all ARPA funds have been allocated, but not yet spent. All avenues are being studied to make sure the funding is spent. The county is also looking at and working on a sustainability plan.

PROJECTS AND INDUSTRY UPDATES

Housing Forward updates: David Gruber, Housing Forward

David Gruber reported that their system performance metrics are showing strong numbers. Since 2020, they have had a 110% increase in housing placements. The average number of days a person is searching for housing is 86 days and 92% are remaining housed after six months of placement. Within twelve months, the average number of days people are searching for housing is 91 days and 99% of those remained housed. As of August 11th, Dallas Real-time Rapid Rehousing has housed 2,446 people. They have reformulated their goal to house 6,000 people by the end of 2025.

Pretrial Diversion and Mental Health Screening: Laura Edmonds, Dallas County

Laura Edmonds reported that Criminal Justice is continuing to work with jail releases and on average are releasing about 5 individuals per day to direct care and community services. They have started the expansion of the 1622 Code of Criminal Procedure Mental Health Assessment Process. In their fifth week, they are averaging about 80 assessments a day. They are experiencing some minor issues, but they are working them out as they go. They are also doing the first-time non-violent felony offender pre-trial diversion program assessments and are doing about 100 of those a month with some slight backlog. The department is remaining busy.

Dallas Connector: Daniel Roby, Austin Street

Daniel Roby reported that a meeting was scheduled for noon that day regarding updates for the Connector. They are currently discussing sustainability for the program as they are experiencing some slight financial issues to sustain the program. They have seen an increase in operation due to the inclement weather program and the Connector is being utilized around the clock and around the area. Through July, they have served 2,441 unduplicated passengers with a total of over 28,000 rides. There were an additional 572 inclement weather rides. Over 1,300 people accessed shelter beds utilizing this service. About 728 people were put into the Coordinated Access System (CAS), and 704 people were placed in housing on the road of the Connector.

Homeward Bound: Doug Denton, Homeward Bound

Doug Denton was unavailable for the meeting but provided a report located in the packet.

Youth Housing: Josh Cogan, A Way Home America

Josh Cogan was unavailable for the meeting and a report will be provided for the next meeting.

Family Housing: Ellen Magnis, Family Gateway

Ellen Magnis was unavailable for the meeting but, Commissioner Daniel reported that there still a need for the family housing and the need to address it. A report will be given at the next meeting.

Mattingly Report: Jim Mattingly, Lumacorp

Jim Mattingly was unavailable for the meeting, but he submitted changes to his report on the previous minutes. His updated quarterly report is also in the meeting packet.

The meeting was adjourned with words of motivation by staying engaged and informed by Dr. Daniel.

Next Meeting: September 27, 2023



Behavioral Health Appropriations

84th Texas Legislature to 88th Texas Legislature General Appropriations Acts and Supplemental Appropriations Acts

2016—2025

Sources:

- *General Appropriations Acts for each noted Legislature, Article IX, Sec. 10.04-Statewide Behavioral Health Strategic Plan and Coordinated Expenditures. Texts of General Appropriations Acts can be found at the Texas Legislative Budget Board website. <https://www.lbb.texas.gov/>*
- *Text of Supplemental Appropriations Bills passed in each noted Legislature. Texts of Supplemental Appropriations Acts can be found at <https://capitol.texas.gov/>*
- *Texas Legislative Budget Board-Statewide Behavioral Health Services-July 12, 2022. https://www.lbb.texas.gov/documents/publications/presentation/7536_statewide_behavioral_health_services.pdf*

This document is intended for informational purposes only and is not intended to indicate a position for or against any legislation. If you have questions, please contact Sabrina Conner at sconner@ntbha.org or Janie Metzinger at jmetzinger@ntbha.org

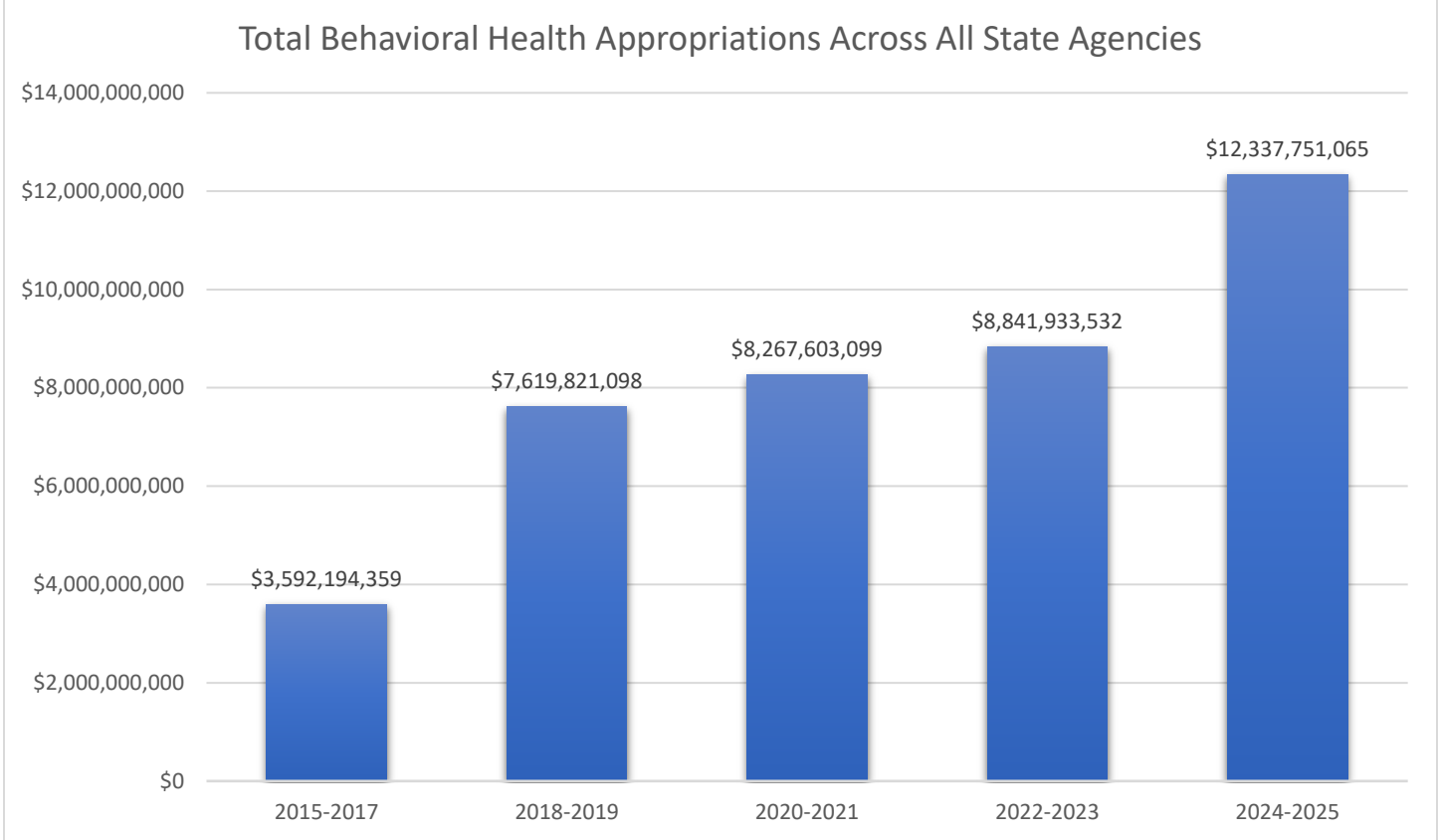
TABLE OF CONTENTS

Tables and Bar Charts	Page
Behavioral Health Appropriations Across All State Agencies (Article IX-Section 10.04)	3
Community Mental Health Services-Adults (Article II-D.2.1)	4
Community Mental Health Services-Children (Article II-D.2.2)	5
Community Mental Health Crisis Services (Article II-D.2.3)	6
Substance Abuse Services (Article II-D.2.4)	7
Behavioral Health Waiver and Plan Amendments (Article II-D.2.5)	8
Community Mental Health Grant Programs (Article II-D.2.6)	9
Mental Health State Hospitals (Article II-G.2.1)	10
Mental Health Community Hospitals (Article II-G.2.2)	11
Facility Capital Repairs and Renovation	12
Texas Child Mental Health Care Consortium (Article III-D.1.7)	13

Total Behavioral Health Appropriations Across All State Agencies

HB 1—General Appropriations Act—Article IX—General Provisions--Health-Related Provisions Section 10.04—Statewide Behavioral Health Strategic Plan and Coordinated Expenditures and Supplemental Appropriations

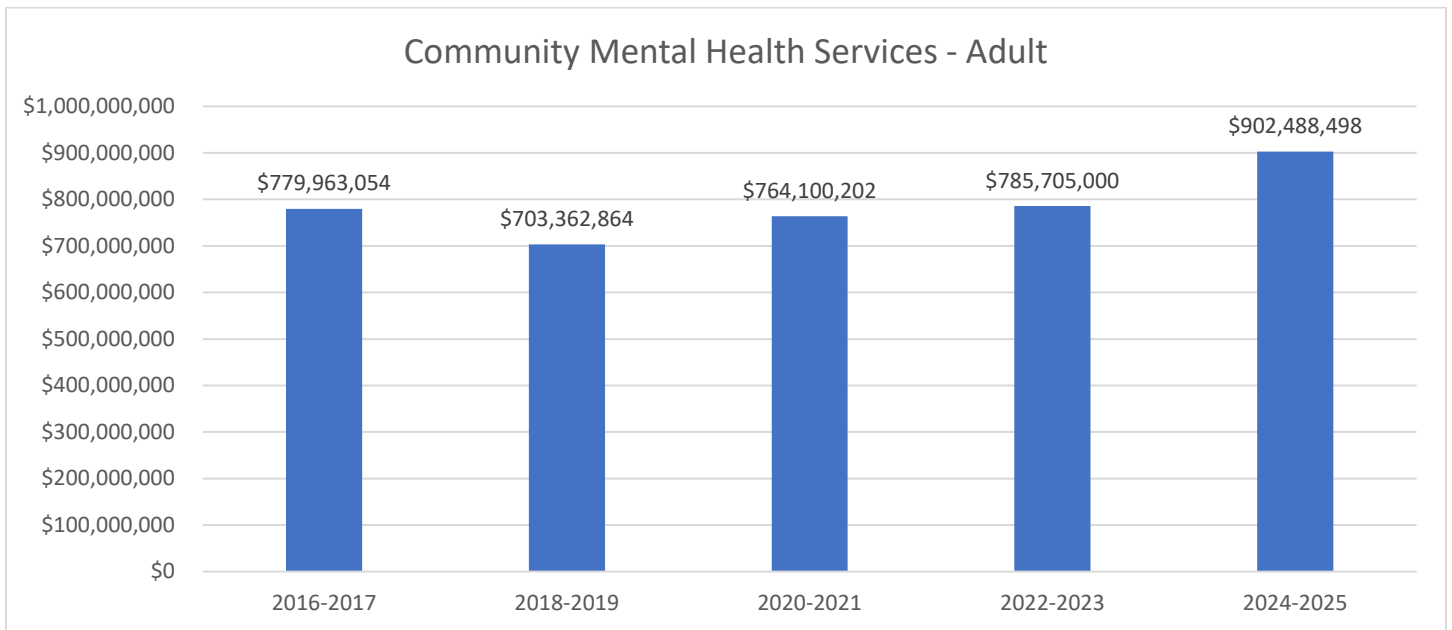
	84 th Legislature 2016-2017	85 th Legislature 2018-2019	86 th Legislature 2020-2021	87 th Legislature 2022-2023	88 th Legislature 2024-2025
General Appropriations Act	<i>84th Regular HB 1-Otto</i>	<i>85th Regular SB 1-Nelson</i>	<i>86th Regular HB 1-Zerwas</i>	<i>87th Regular SB 1-Nelson</i>	<i>88th Regular HB 1-Bonnen</i>
	3,592,194,359	7,604,721,098	7,783,048,736	8,114,667,311	9,365,521,188
+	+	+	+	+	+
Supplemental Appropriations	<i>HB 2-Otto</i>	<i>HB 2-Zerwas</i>	<i>SB 500-Nelson</i>	<i>HB 2-Bonnen</i>	<i>SB 30-Huffman</i>
	\$0	\$15,100,000	484,554,363	\$321,883,334	\$2,972,229,877
				+	
Special Session				<i>87th 3rd Special SB 8-Nelson</i>	
				\$405,882,887	
=	=	=	=	=	=
	Biennial Total	Biennial Total	Biennial Total	Biennial Total	Biennial Total
Total BH Appropriations	\$3,592,194,359	7,619,821,098	\$8,267,603,099	8,841,933,532	12,337,751,065



Article II—Health and Human Services

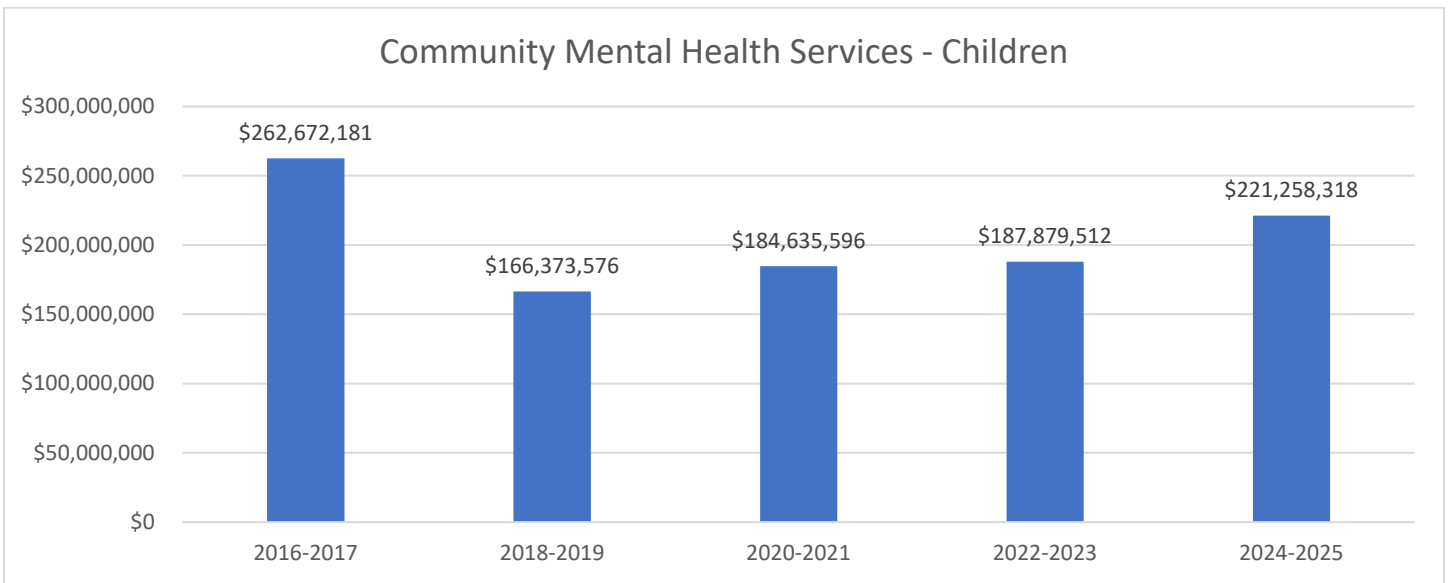
D.2.1—Community Mental Health Services—Adults

84 th Legislature 2016-2017	85 th Legislature 2018-2019	86 th Legislature 2020-2021	87 th Legislature 2022-2023	88 th Legislature 2024-2025
HB 1	SB 1	HB 1	SB 1	HB 1
\$663,920,027	\$703,362,864	\$764,100,202	\$785,705,000	\$902,488,498
NorthSTAR \$116,043,027				
\$779,963,054				
Biennial Total	Biennial Total	Biennial Total	Biennial Total	Biennial Total
\$779,963,054	\$703,362,864	\$764,100,202	\$785,705,000	\$902,488,498



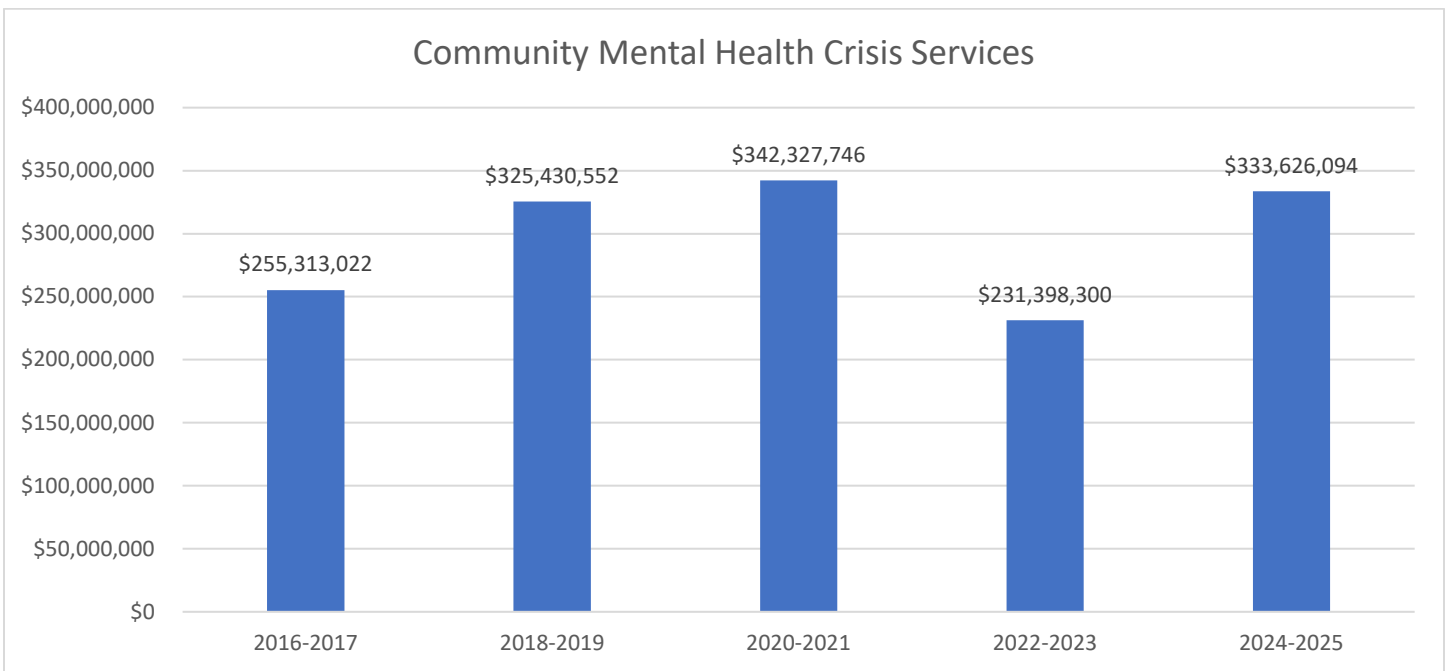
D.2.2—Community Mental Health Services—Children

84 th Legislature 2016-2017	85 th Legislature 2018-2019	86 th Legislature 2020-2021	87 th Legislature 2022-2023	88 th Legislature 2024-2025
HB 1	SB 1	HB 1	SB 1	HB 1
\$204,650,668	\$166,373,576	\$184,635,596	\$187,879,512	\$221,258,318
NorthSTAR \$58,021,513				
\$262,672,181				
Biennial Total	Biennial Total	Biennial Total	Biennial Total	Biennial Total
\$262,672,181	\$166,373,576	\$184,635,596	\$187,879,512	\$221,258,318



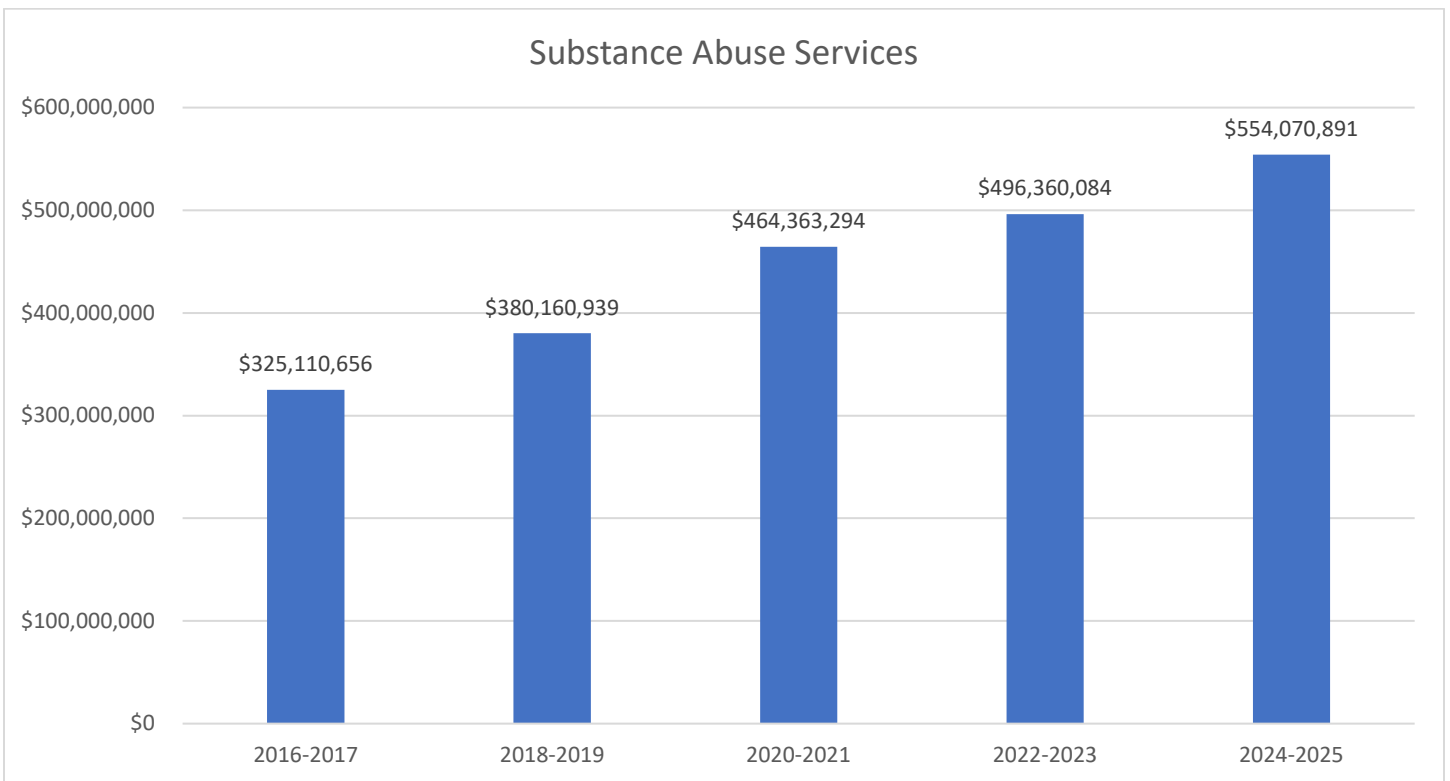
D.2.3—Community Mental Health Crisis Services

84 th Legislature 2016-2017	85 th Legislature 2018-2019	86 th Legislature 2020-2021	87 th Legislature 2022-2023	88 th Legislature 2024-2025
HB 1	SB 1	HB 1	SB 1	HB 1
\$255,313,022	\$325,430,552	\$342,327,746	\$231,398,300	\$333,626,094
Biennial Total	Biennial Total	Biennial Total	Biennial Total	Biennial Total
\$255,313,022	\$325,430,552	\$342,327,746	\$231,398,300	\$333,626,094



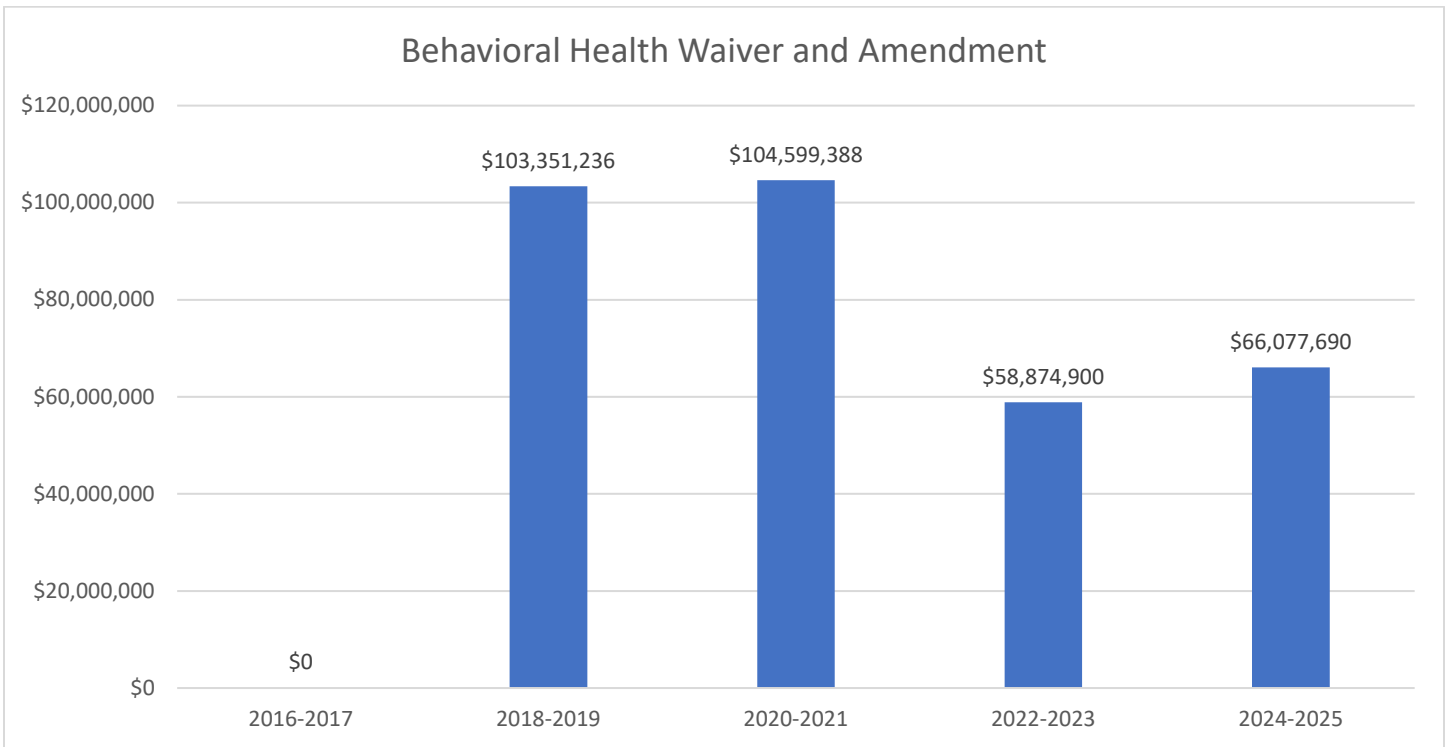
D.2.4—Substance Abuse Services

84 th Legislature 2016-2017	85 th Legislature 2018-2019	86 th Legislature 2020-2021	87 th Legislature 2022-2023	88 th Legislature 2024-2025
HB 1	SB 1	HB 1	SB 1	HB 1
\$325,110,656	\$380,160,939	\$464,363,294	\$496,360,084	\$554,070,891
Biennial Total	Biennial Total	Biennial Total	Biennial Total	Biennial Total
\$325,110,656	\$380,160,939	\$464,363,294	\$496,360,084	\$554,070,891



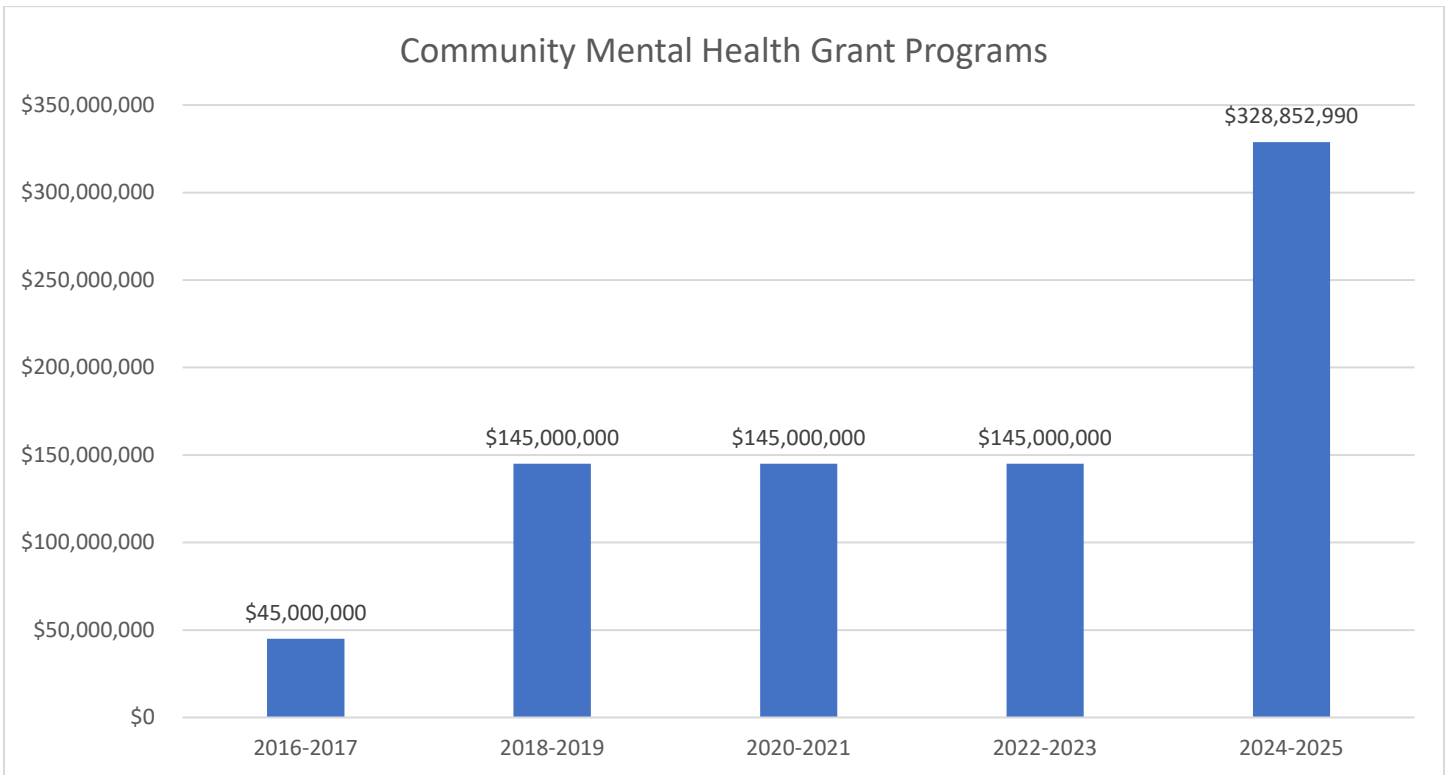
D.2.5—Behavioral Health Waiver and Amendment

84 th Legislature 2016-2017	85 th Legislature 2018-2019	86 th Legislature 2020-2021	87 th Legislature 2022-2023	88 th Legislature 2024-2025
HB 1	SB 1	HB 1	SB 1	HB 1
n/a	\$103,351,236	\$104,599,388	\$58,874,900	\$66,077,690
Biennial Total	Biennial Total	Biennial Total	Biennial Total	Biennial Total
n/a	\$103,351,236	\$104,599,388	\$58,874,900	\$66,077,690



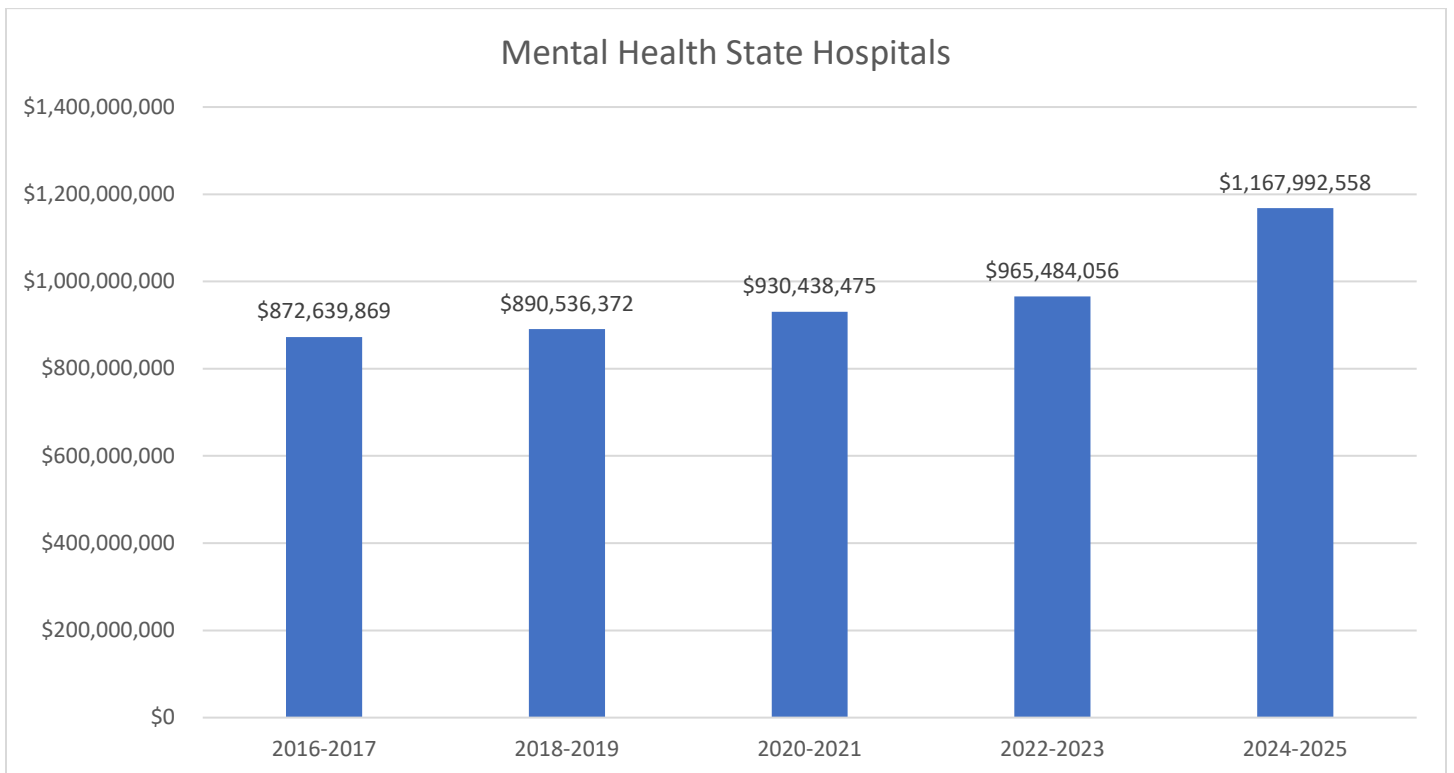
D.2.6—Community Mental Health Grant Programs

84 th Legislature 2016-2017	85 th Legislature 2018-2019	86 th Legislature 2020-2021	87 th Legislature 2022-2023	88 th Legislature 2024-2025
HB 1	SB 1	HB 1	SB 1	HB 1
n/a	n/a	n/a	\$145,000,000	\$213,000,000
				SB 30
				\$115,852,990
				\$328,852,990
Biennial Total	Biennial Total	Biennial Total	Biennial Total	Biennial Total
\$45,000,000	\$145,000,000	\$145,000,000	\$145,000,000	\$328,852,990



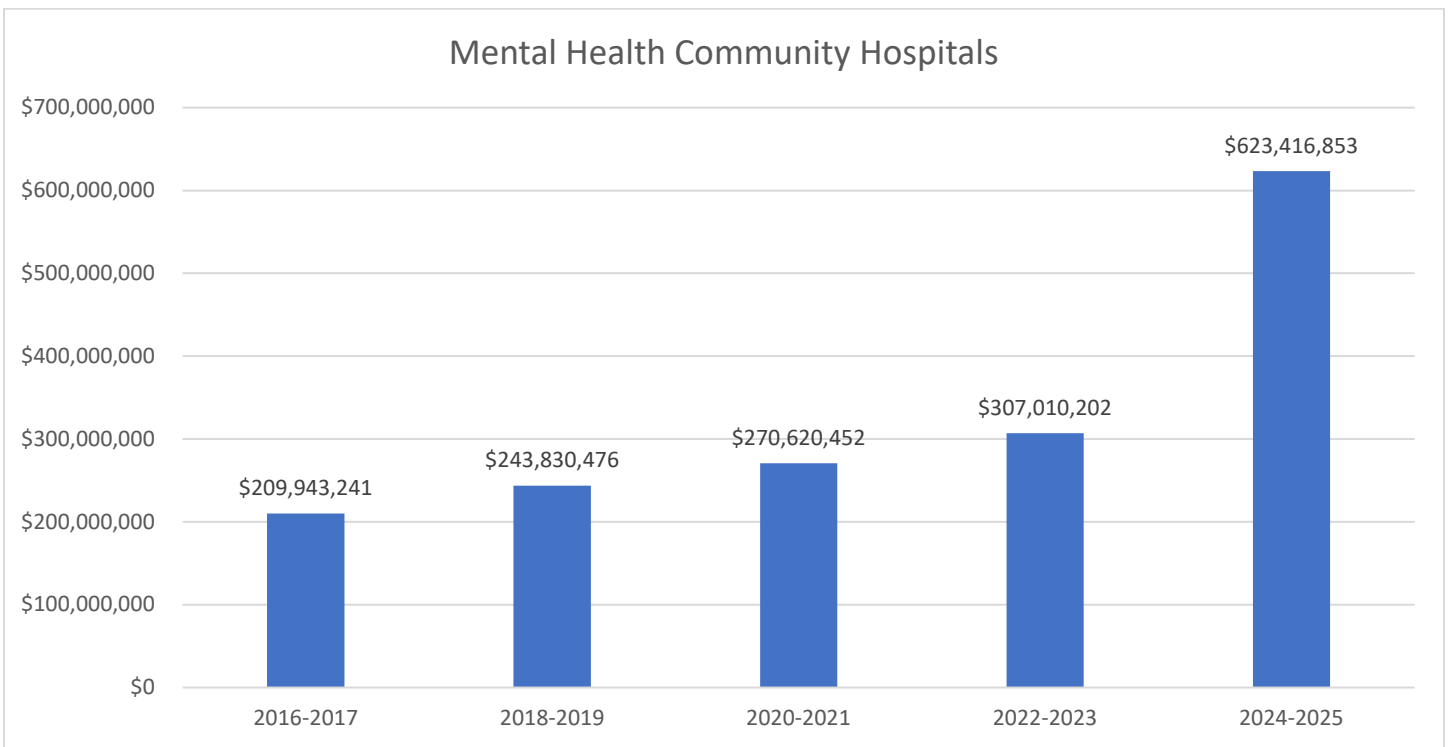
G.2.1—Mental Health State Hospitals

84 th Legislature 2016-2017	85 th Legislature 2018-2019	86 th Legislature 2020-2021	87 th Legislature 2022-2023	88 th Legislature 2024-2025
HB 1	SB 1	HB 1	SB 1	HB 1
\$872,639,869	\$875,536,372	\$898,738,475	\$965,484,056	\$1,167,992,558
	HB 2	SB 500		
	\$15,100,000	\$31,700,000		
	\$890,536,372	\$930,438,475		
Biennial Total	Biennial Total	Biennial Total	Biennial Total	Biennial Total
\$872,639,869	\$890,536,372	\$930,438,475	\$965,484,056	\$1,167,992,558



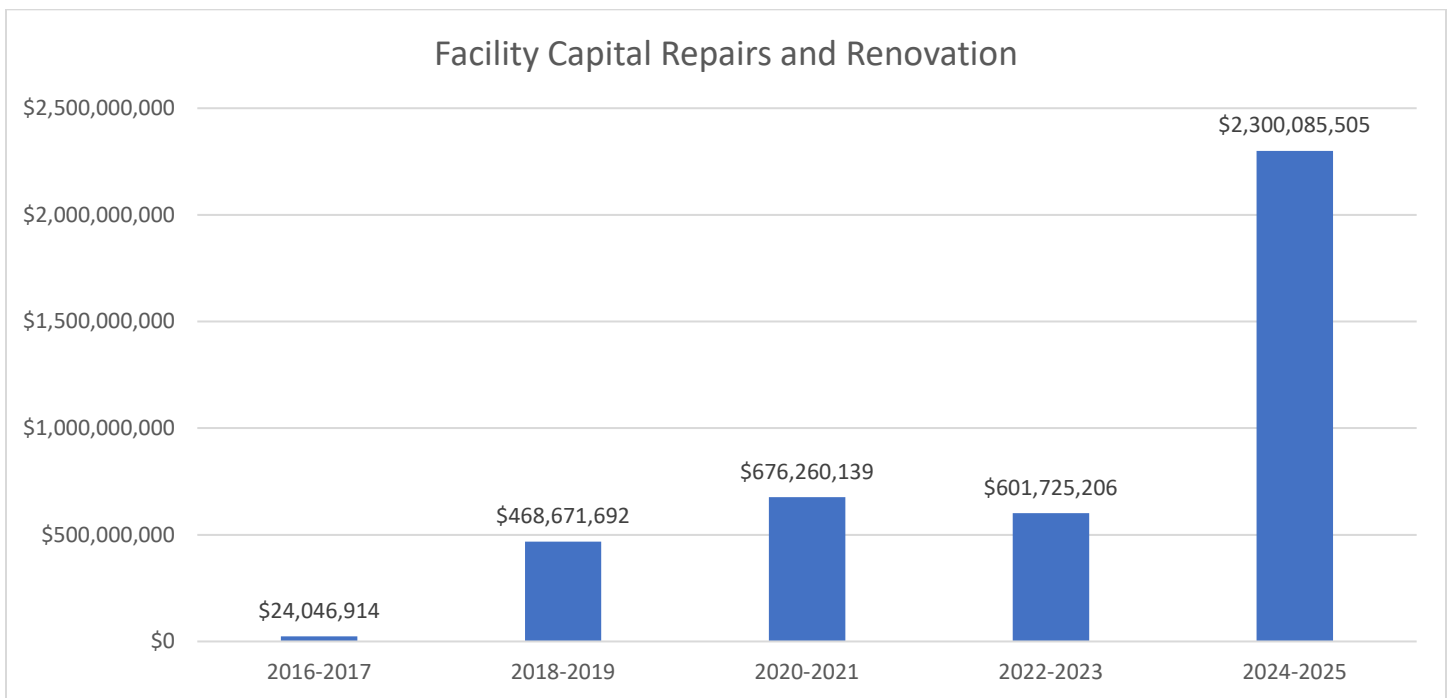
G.2.2—Mental Health Community Hospitals

84 th Legislature 2016-2017	85 th Legislature 2018-2019	86 th Legislature 2020-2021	87 th Legislature 2022-2023	88 th Legislature 2024-2025
HB 1	SB 1	HB 1	SB 1	HB 1
\$209,943,241	\$243,830,476	\$270,620,452	\$307,010,202	\$623,416,853
Biennial Total	Biennial Total	Biennial Total	Biennial Total	Biennial Total
\$209,943,241	\$243,830,476	\$270,620,452	\$307,010,202	\$623,416,853



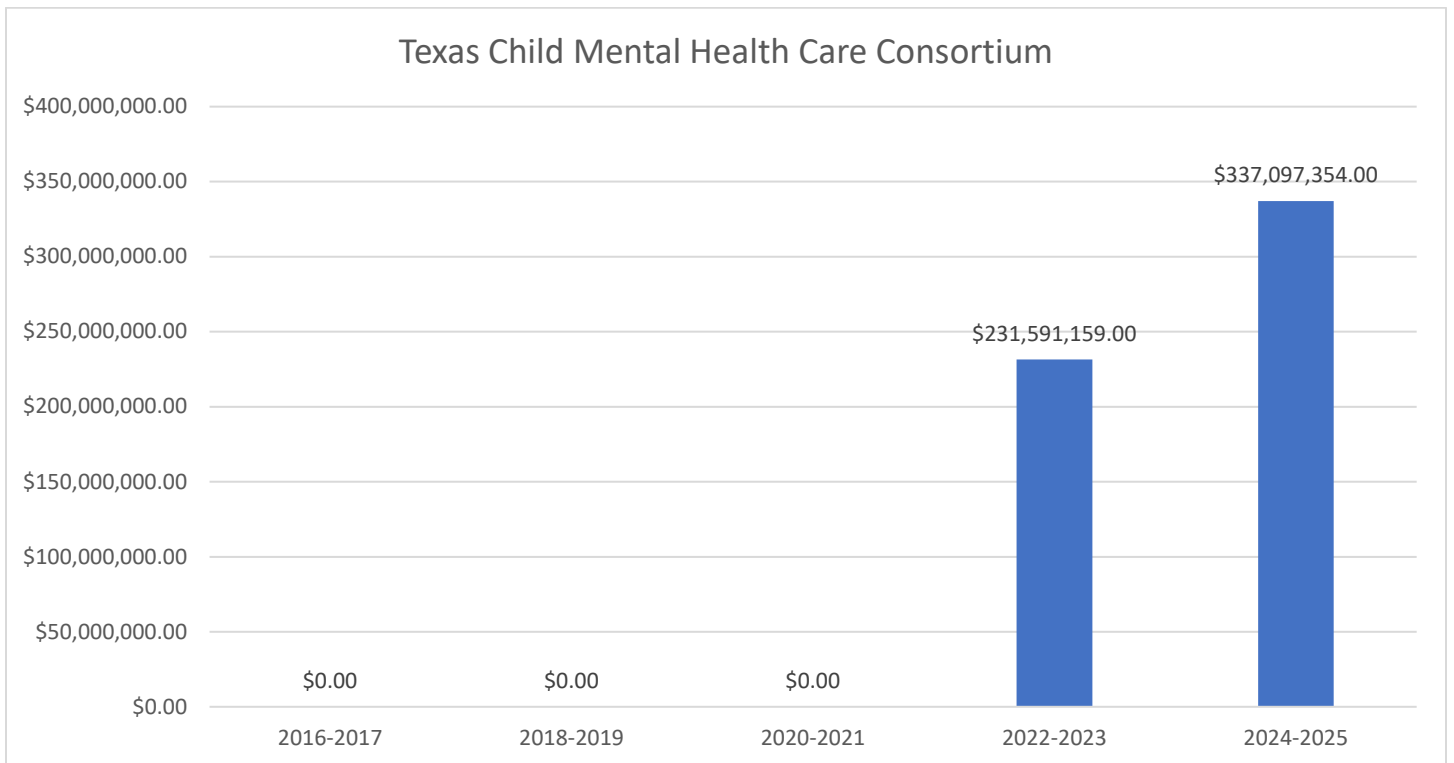
G.4.2—Facility Capital Repairs and Renovation

84 th Legislature 2016-2017	85 th Legislature 2018-2019	86 th Legislature 2020-2021	87 th Legislature 2022-2023	88 th Legislature 2024-2025
HB 1	SB 1	HB 1	SB 1	HB 1
\$24,046,914	\$468,671,692	\$230,905,776	\$27,541,872	\$112,328,291
		SB 500	HB 2	SB 30
		\$445,354,363	\$321,383,334	\$2,177,757,214
		\$676,260,139		2,300,085,505
			<i>87th-3rd Special SB 8-Nelson</i>	
			<u>\$252,800,000</u>	
			\$601,725,206	
Biennial Total	Biennial Total	Biennial Total	Biennial Total	Biennial Total
\$24,046,914	\$468,671,692	\$676,260,139	\$601,725,206	2,300,085,505



**Article III-Education-Texas Higher Education Coordination Board
D.1.7—Texas Child Mental Health Care Consortium**

84 th Legislature 2016-2017	85 th Legislature 2018-2019	86 th Legislature 2020-2021	87 th Legislature 2022-2023	88 th Legislature 2024-2025
HB 1	SB 1	HB 1	SB 1	HB 1
n/a	n/a	n/a	\$118,508,272	\$280,555,912
				SB 30
				\$56,541,442
				\$337,097,354
			<i>87th-3rd Special SB 8-Nelson</i>	
			\$113,082,887	
			\$231,591,159	
Biennial Total	Biennial Total	Biennial Total	Biennial Total	Biennial Total
n/a	n/a	n/a	\$231,591,159	\$337,097,354





**Texas State Hospital Renovation and
Contracted Psychiatric Hospital Bed Expansion**

HHSC Presentation to -Joint Committee on Access and Forensic Services
By Kristy Carr-Associate Commissioner-State Hospitals

Link to PowerPoint:

<https://www.hhs.texas.gov/sites/default/files/documents/sept-2023-jcafs-agenda-item-8a.pdf>

Slide	Information
2	<p>State Hospital Staffing</p> <ul style="list-style-type: none"> • State hospital staffing was at a high of 7,500 in the first half of 2018. • Staffing hovered between 7,400 and 7,300 for the rest of 2018, and all of 2019. • When COVID-19 hit in February 2020, staffing levels declined precipitously each month to below 6,100 in February 2022. • A salary increase in February 2022 did not make an appreciable difference that year. • After a second salary increase in January 2023, staffing levels steadily increased to 6,900 in July 2023, but still have a way to go to regain 2018 levels.
3	<p>Number of Staffed Beds at State Hospitals</p> <ul style="list-style-type: none"> • Hovered just slightly over 1,600 from November '22 to February '23. • Climbed steadily from 1,687 in March to 1,974 in August of this year.
4	<p>Waitlists for State Hospital Beds</p> <p>Waitlists have declined fairly steadily from 2,567 in November '22 to 2,274 in August '23.</p>
5	<ul style="list-style-type: none"> • Maximum Security Unit Waitlist was at 1,007 in November '22 • By January '23 it had climbed to over 1,054, where it hovered until June '23, when it dropped to 1035 in June, 1014 in July, and 1002 in August '23.
5	<ul style="list-style-type: none"> • Non-Maximum Security Unit Waitlist has dropped steadily from 1,560 in November '22 to 1,272 in August '23.
6	<p>Average Daily Census at State Hospitals has varied from 2,150 just before the COVID-19 pandemic to a low in February 2022 of approximately 1,400.</p> <ul style="list-style-type: none"> • July '23 census was approximately 1,700.
7,8	<p>Current Construction—please see table below.</p>
9,10	<p>Planned Construction—Please see table below.</p>
11	<p>Other Expanded Capacity—Please see table below</p>

Current State Hospitals—Renovation, Replacement and New Construction

State Hospital <i>Type of Construction</i>	Adolescent Beds	Civil Beds	Forensic Beds	Maximum Security Beds	Total
Austin <i>Replacement</i>					240
Big Spring <i>Existing</i>					200
El Paso <i>Existing+New</i>			New: 50		124
John S. Dunn Houston <i>Existing:</i>					264
Kerrville <i>Existing+New</i>				New: 70	290
North Texas Wichita Falls <i>Replacement:</i>	24	16	136	24	200
North Texas Vernon <i>Existing:</i>	Adolescent Maximum Security 78			Adult 384	362
Rio Grande Valley Harlingen <i>Existing+New:</i>				New: 50	105
Rusk <i>Replacement</i>			100	100	200
San Antonio <i>Replacement</i>				40	300
Terrell <i>Replacement</i>	35	25	140	50	250
Waco Center for Youth <i>Existing</i>	78				78
TOTAL					2613

New State Hospitals or State Psychiatric Facilities—In Planning or Under Construction

Hospital Location	Adolescent Beds	Civil Beds	Forensic Beds	Maximum Security Beds	Total
Amarillo				50	75
Dallas	Pediatric: 96		75		296
Lubbock <i>Sunrise Canyon</i>			15		50
Permian Basin <i>Ector & Midland Counties</i>			40		100
TOTAL	96		130	50	521

New Contracted Inpatient Psychiatric Bed Expansion

Hospital Location	Adolescent Beds	Civil Beds	Forensic Beds	Maximum Security Beds	Total
Beaumont Baptist Hospital		36	36		72
Montgomery County					100
Rio Grande Valley					100
UT Tyler					44
Victoria County					60
Other:					
Geriatric					16
Competency Restoration					150
TOTAL					542

Department of Criminal Justice FY2023 SAMHSA Grant Project

Department of Criminal Justice FY2023 SAMHSA Grant Project																	
	Oct	Nov	Dec	Jan	Feb	Mar	April	May	June	July	Aug	Sept	FY2023 Total	FY2022 Total	FY2021 Total	FY2020 Total	FY2019 Total
Nexus New Admissions	0	2	2	0	1	4	2	3	0	0	0		14	14	23	26	25
Nexus Average Days in Jail from Referral to Admission	0	51	27	0	52	21	20	12	0	0	0		30	16	12	12	8
Homeward Bound New Admissions	1	2	1	2	3	1	3	3	1	2	1		20	16	14	24	11
Homeward Bound Average Days in Jail from Referral to Admission	13	19	50	84	96	114	120	37	64	67	13		62	94	92	79	7
RESIDENTIAL TREATMENT DISCHARGES																	
Successful	1	0	1	3	1	1	4	3	2	4	1		16	19	22	43	27
Unsuccessful	0	1	2	0	2	1	2	2	2	0	1		12	5	7	11	3
REFERRING SPECIALTY COURTS FY2023																	
Number of Referrals by Specialty Courts		AIM	5			DWI				STAR			2				
		ATLAS	1			IIP				Veterans							
		Competency	14			Legacy Family				4-C							
		DDC				MHJD/SET	7			1- Appeals	2						
		DIVERT				STAC	16										

*Homeward Bound Pending Admission: 2

*Nexus Pending Admission: 0

HARRY INGRAM		FY2023 ATLAS STATISTICS											203rd				
MONTH	BEGINNING # OF PENDING CASES	+NEW CASES RECEIVED THIS MONTH	=TOTAL CASES	TBJ	TBC	PLEAS	REV	GRADUATES	PROBATION MODIFICATIONS	DISMISSALS	OTHERS	TOTAL DISPOSITIONS	ENDING # PENDING CASES **	CURRENT ATLAS PARTICIPANTS	CURRENT PARTICIPANTS IN CUSTODY	FORMER ATLAS PARTICIPANTS	BOND
August	39	6	45	0	0	0	0	0	0	0	1	1	44	8	6	0	20

HARRY INGRAM		FY2023 MISDEMEANOR DIVERT MENTAL HEALTH COURT STATS											CCCAP1/WADE				
MONTH	BEGINNING # OF PENDING CASES	Rediverts	+NEW CASES RECEIVED THIS MONTH	=TOTAL CASES	TBJ	TBC	PLEAS	DISMISSAL	OTHER	TOTAL DISPOSITIONS	ENDING # PENDING CASES **	CURRENT PARTICIPANTS	NUMBER OF GRADUATES	BOND***			
August	29	0	3	32	0	0	0	11	1	12	20	15	3	15			

HARRY INGRAM		FY2023 S.E.T. STATISTICS											291st				
MONTH	BEGINNING # OF PENDING CASES	+NEW CASES RECEIVED THIS MONTH	=TOTAL CASES	TBJ	TBC	PLEAS	REV	GRADUATES	PROBATION MODIFICATIONS	DISMISSALS	OTHERS	TOTAL DISPOSITIONS	ENDING # PENDING CASES **	CURRENT PARTICIPANTS	CURRENT PARTICIPANTS IN CUSTODY	FORMER PARTICIPANTS	BOND
August	67	3	70	0	0	0	0	1	0	0	4	5	65	29	0	0	29

August		FY2023 MHPD STATS													
	BEGINNING # OF PENDING CASES	+NEW CASES RECEIVED THIS MONTH	=TOTAL CASES	TRIALS	PLEAS	COND. DISM.	REVK	REVC	DISMISSALS	INCOMPETENT	REFERRALS	OTHER COUNSEL APPT.	TOTAL CLOSED		
R. Lenox	286	15	301	0	17	5	0	0	14	0	0	0	36		
L. Strather	379	38	417	2	5	9	0	0	8	0	0	6	30		

August		FY2023 FELONY COMPETENCY STATISTICS														
MONTH	BEGINNING # OF CASES	NEW CASES THIS MONTH	TBJ	TBC	Alt. Trial Dispos.	PLEAS	REVO-CATIONS	DISMISSALS	PROBATION	COMP. HRG.	EXTENSIONS	CIVIL COMMIT.	MHMR REFERRAL	CONSULTS	OTHER	ENDING # OF PEOPLE IN OCR
M. Harden	233	6	0	0	0	2	0	9	0	8	3	0	0	0	4	14
R. Scott	40	0	0	0	0	0	0	0	0	0	0	0	0	0	0	3

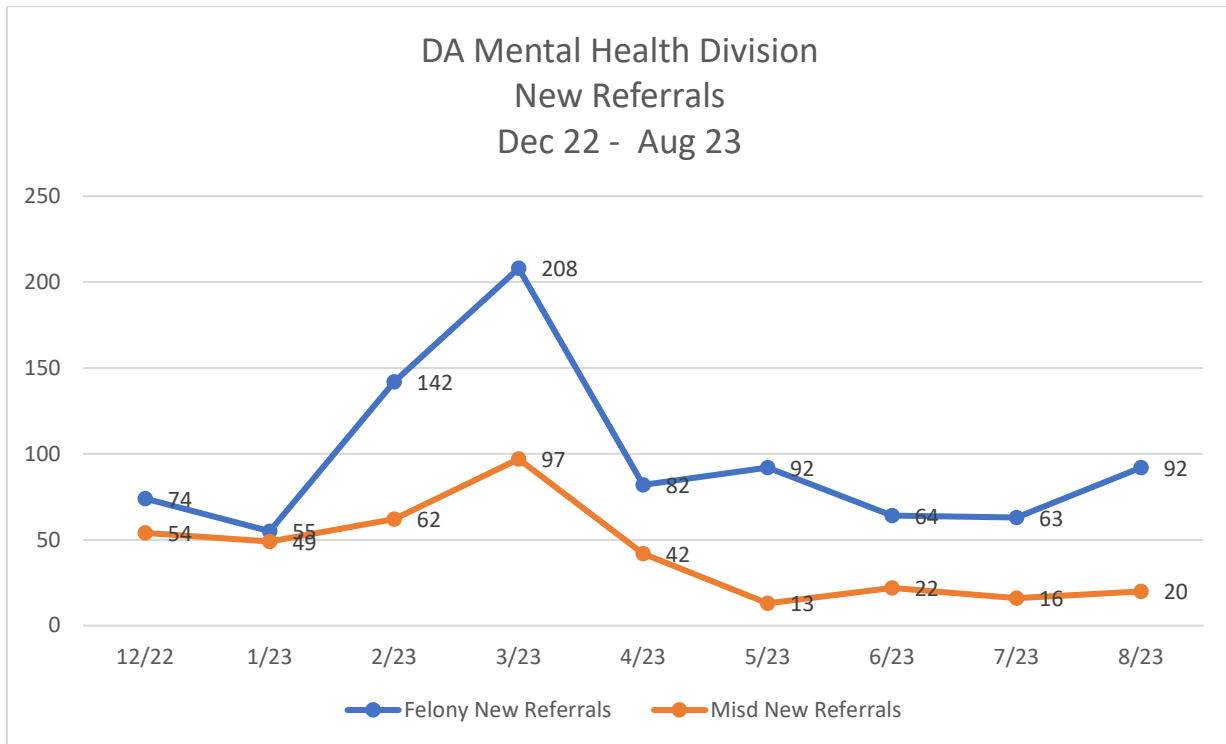
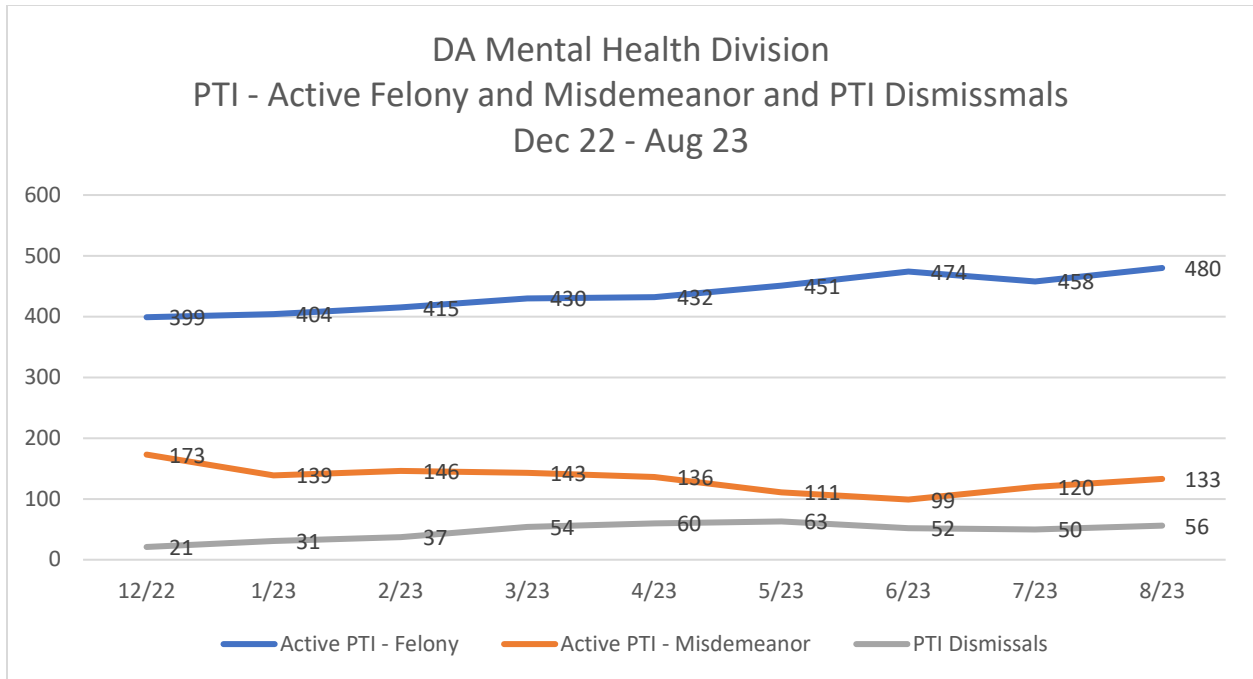
RANDALL SCOTT		FY2023 MISDEMEANOR COMPETENCY STATISTICS														
MONTH	BEGINNING # OF CASES	NEW CASES THIS MONTH	TBJ	TBC	Alt. Trial Dispos.	PLEAS	REVO-CATIONS	DISMISSALS	PROBATION	COMP. HRG.	EXTENSIONS	CIVIL COMMIT.	MHMR REFERRAL	CONSULTS	OTHER	ENDING # OF PEOPLE IN OCR
August	98	65	0	0	0	0	0	92	0	13	0	1	0	0	0	14

August		MI Court																								
MONTH	TOTAL NEW CASES RECEIVED	NEW CLIENTS AT TERRELL	NEW CLIENTS AT MEDICAL CENTER MCKINNEY	NEW CLIENTS AT GLEN OAKS	NEW CLIENTS AT TEXOMA	NEW CLIENTS AT PERMIETER BEHAVIORAL HEALTH CARE	NEW CLIENTS AT PARKLAND	NEW CLIENTS AT CLEMENTS (formerly ZALE LIPSHY)	NEW CLIENTS AT DALLAS PRESBYTERIAN	NEW CLIENTS AT DALLAS BEHAVIORAL HEALTH	NEW CLIENTS AT HICKORY TRAILS	NEW CLIENTS AT VA	NEW CLIENTS AT GREEN OAKS	NEW CLIENTS AT GARLAND BEHAVIORAL	NEW CLIENTS AT METHODIST RICHARDSON	NEW CLIENTS AT WELLBRIDGE	NEW CLIENTS AT THRIFLIN GTON	MRM/MILLWOOD/AVEN	PROBABLE CAUSE HEARINGS HELD	NO CONTEST COMMIT	CONTESTED COMMIT	FORCED MEDS HEARING IN COURT	MODIFICATION HEARINGS	OUTPATIENT COMMIT	INPATIENT COMMIT	
L. Roberts*	0	0	0	0	0	0	0	0	0	0	0	0	0	0	0	0	0	0	0	0	0	0	0	0	0	0
C. Cox	127	0	0	0	0	0	107	7	12	0	0	0	0	0	0	0	0	1	3	1	19	9	9	2	19	
K. Nelson*	0	0	0	0	0	0	0	0	0	0	0	0	0	0	0	0	0	0	0	0	0	0	0	0	0	
R. Black	129	0	0	0	0	0	0	0	0	0	0	0	62	0	42	25	0	0	8	0	4	4	0	0	0	

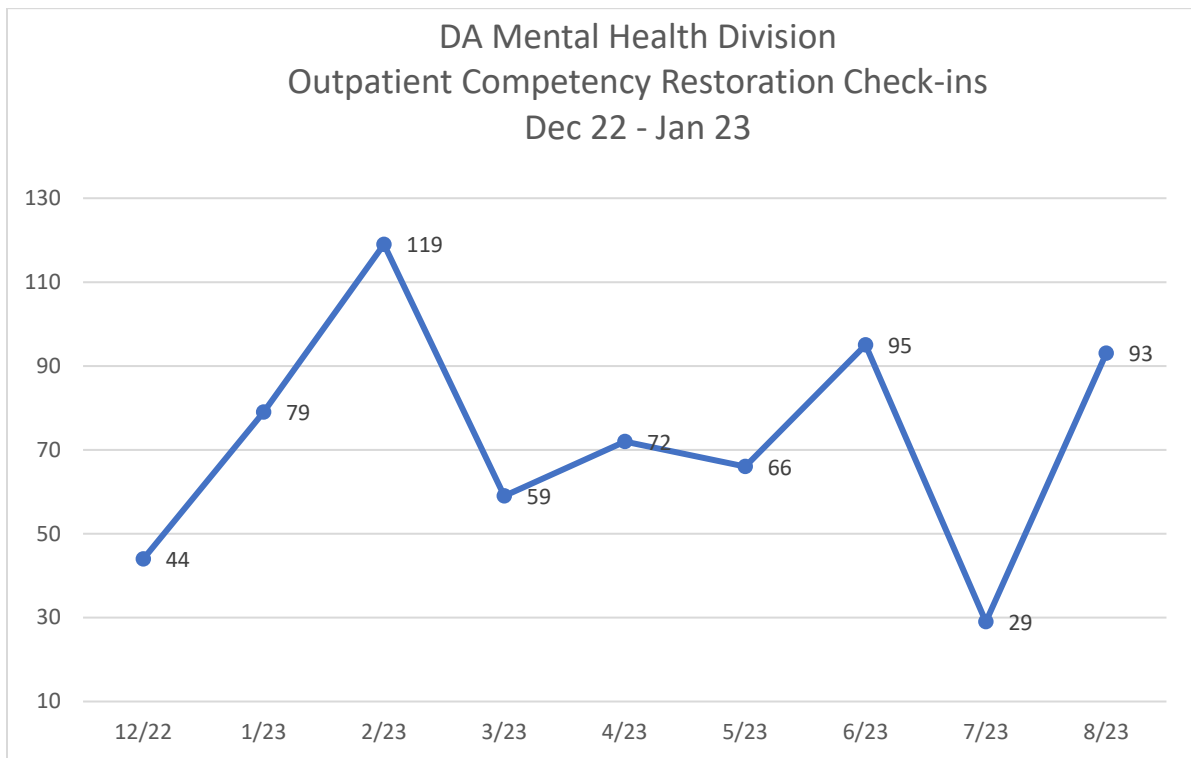
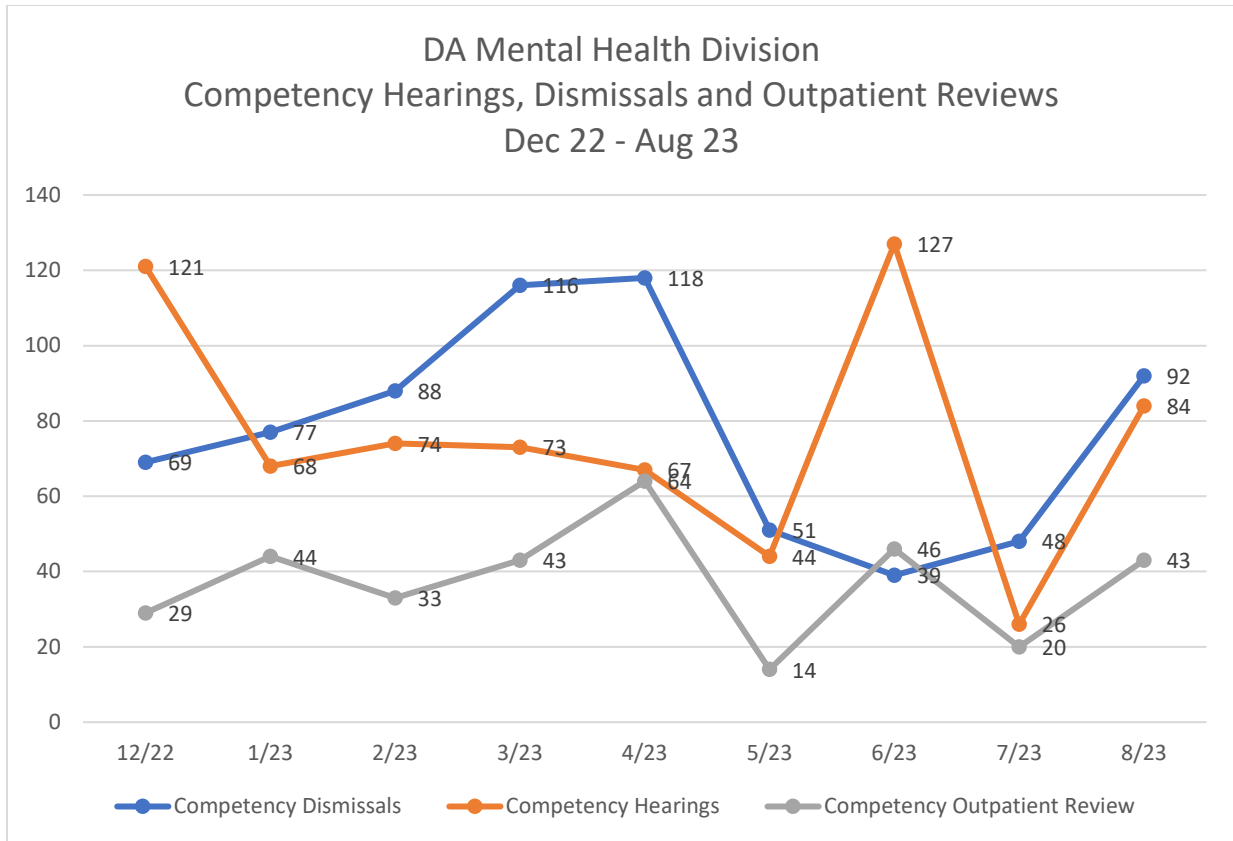
*Unable to submit stats due to technical issues.

DAN ECKSTEIN		MHPR BOND STATS										
MONTH	INITIAL ELIGIBILITY DAILY LIST (MH FLAGS)	MHPR BOND APPOINTMENTS FROM DAILY LIST (MH FLAGS MINUS THOSE SCREENED-OUT)	MHPR BOND HEARING-BOND GRANTED (# of clients)	MHPR BOND HEARING-BOND DENIED (# of clients)	TOTAL HEARINGS (# of clients)	Total # of Cases	Total # of Felony Cases	# of Felonies Approved	# of Felonies Denied	Total # of Misd. Cases	# of Misd's Approved	# of Misd's Denied
August	2282	256	31	14	45	65	45	30	15	20	12	8

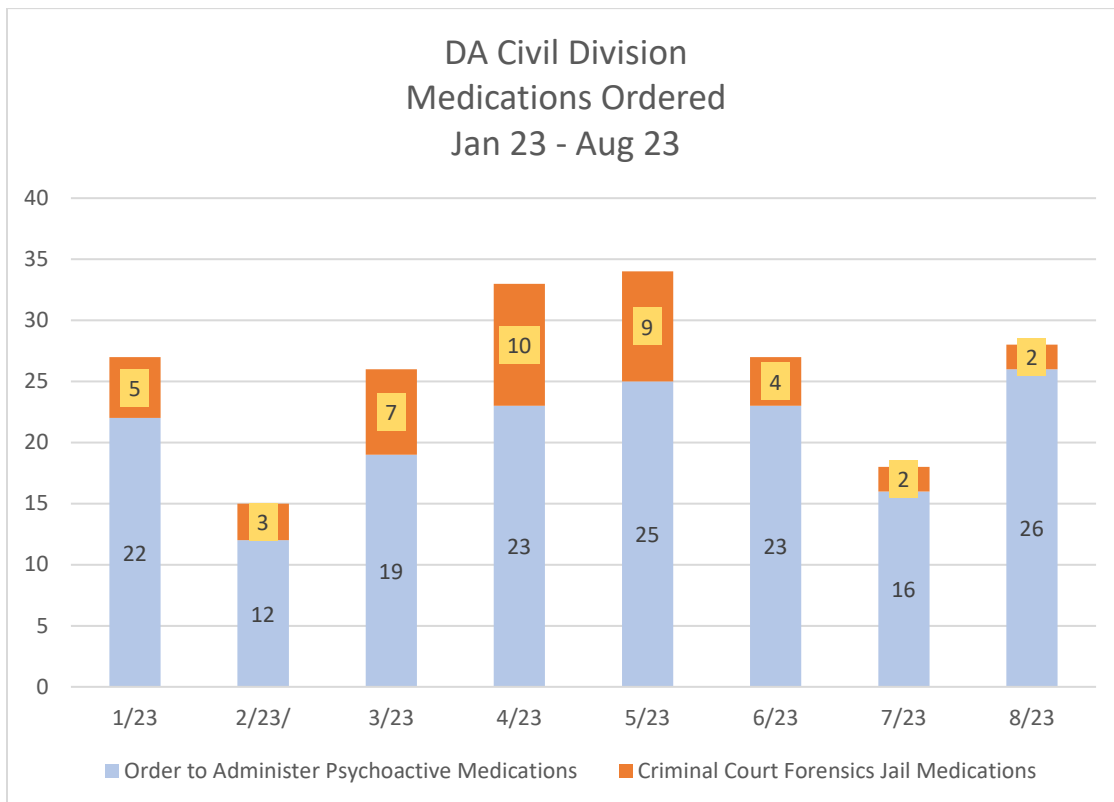
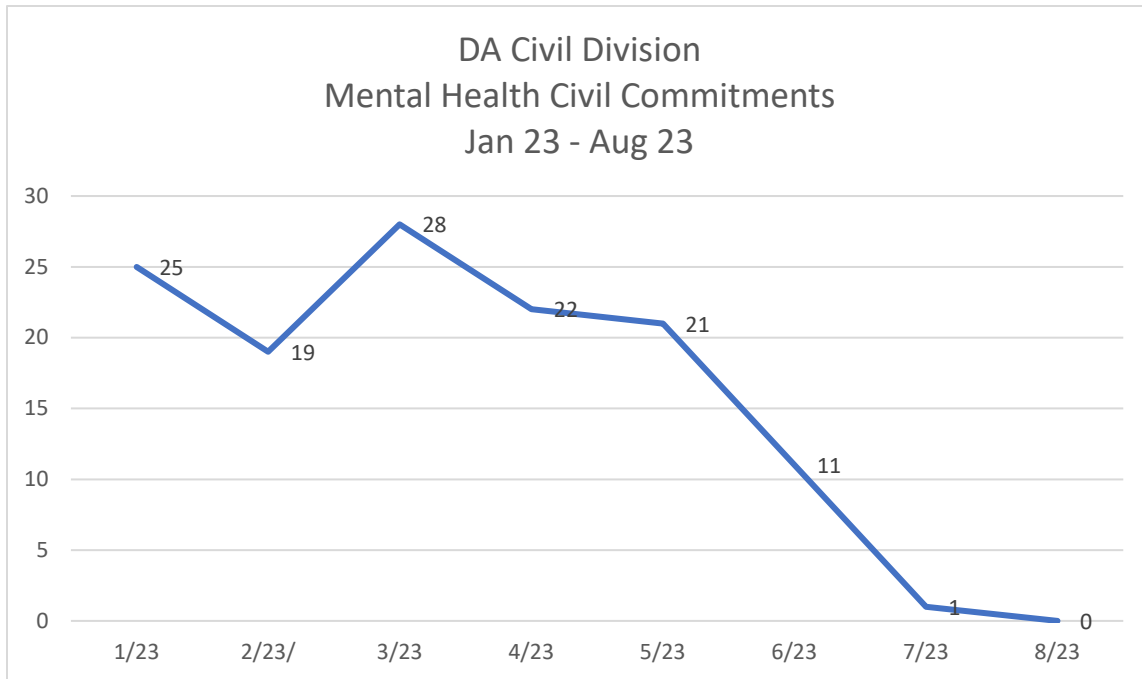
Restorative Justice Division – Mental Health



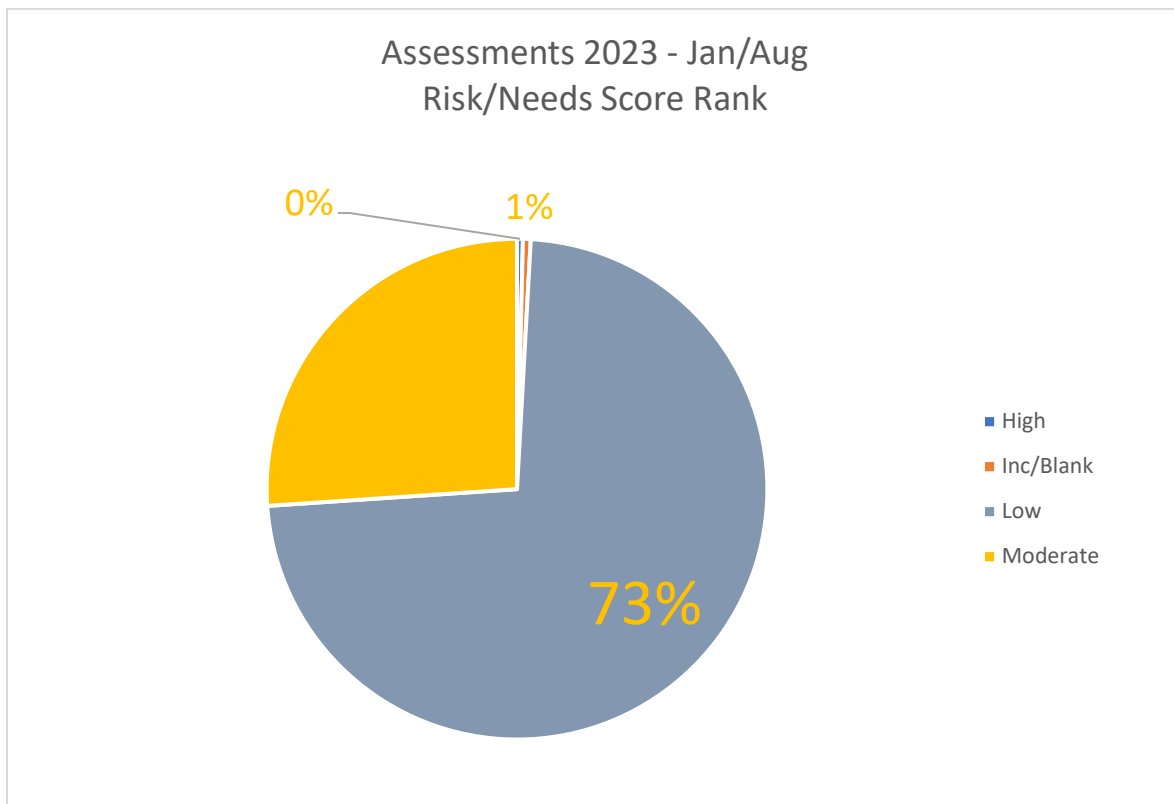
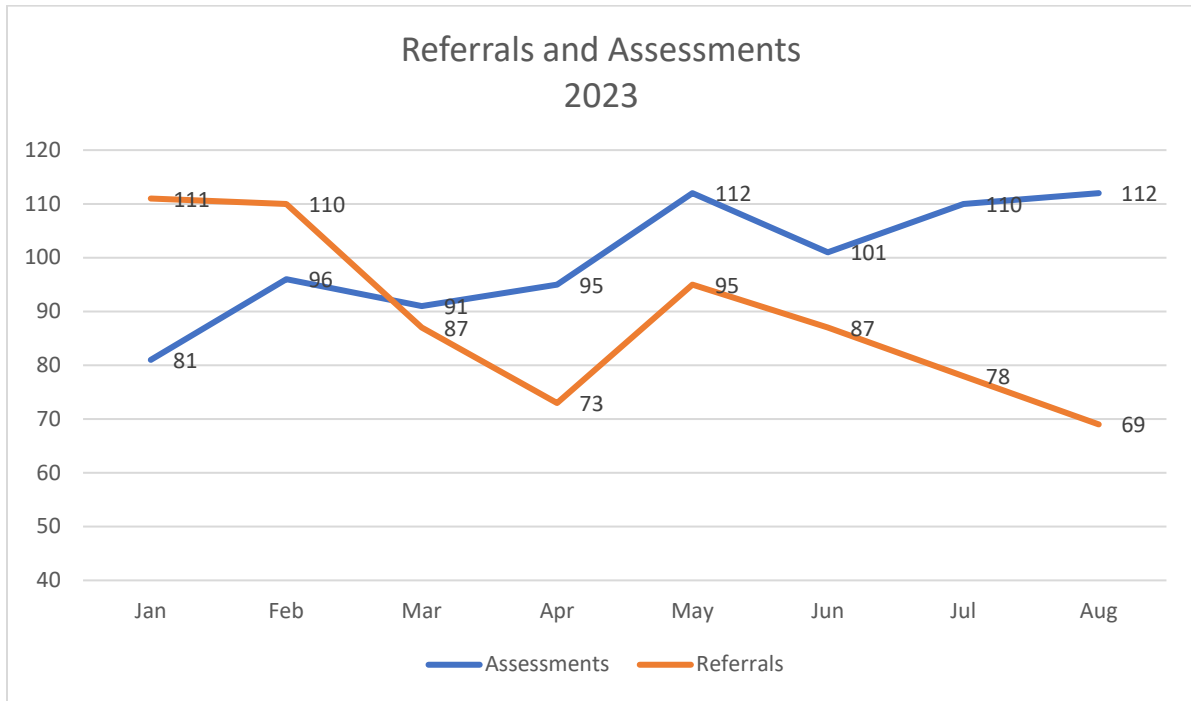
Restorative Justice Division – Mental Health

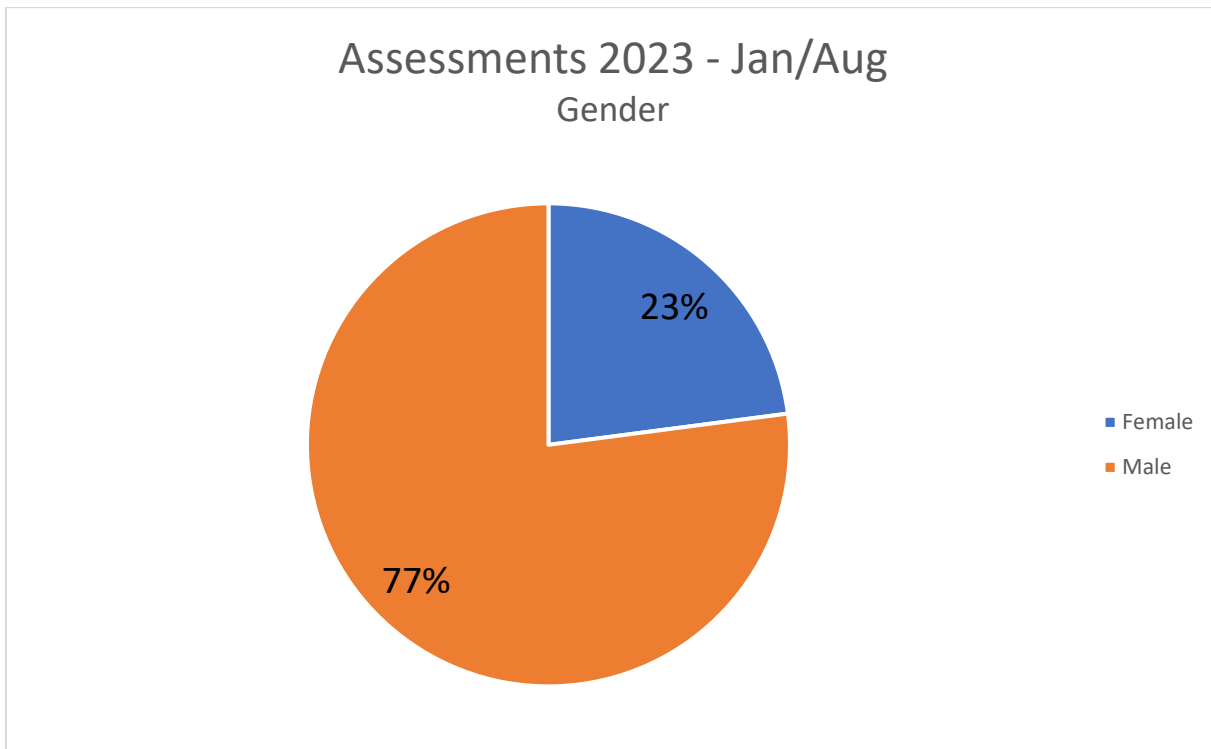
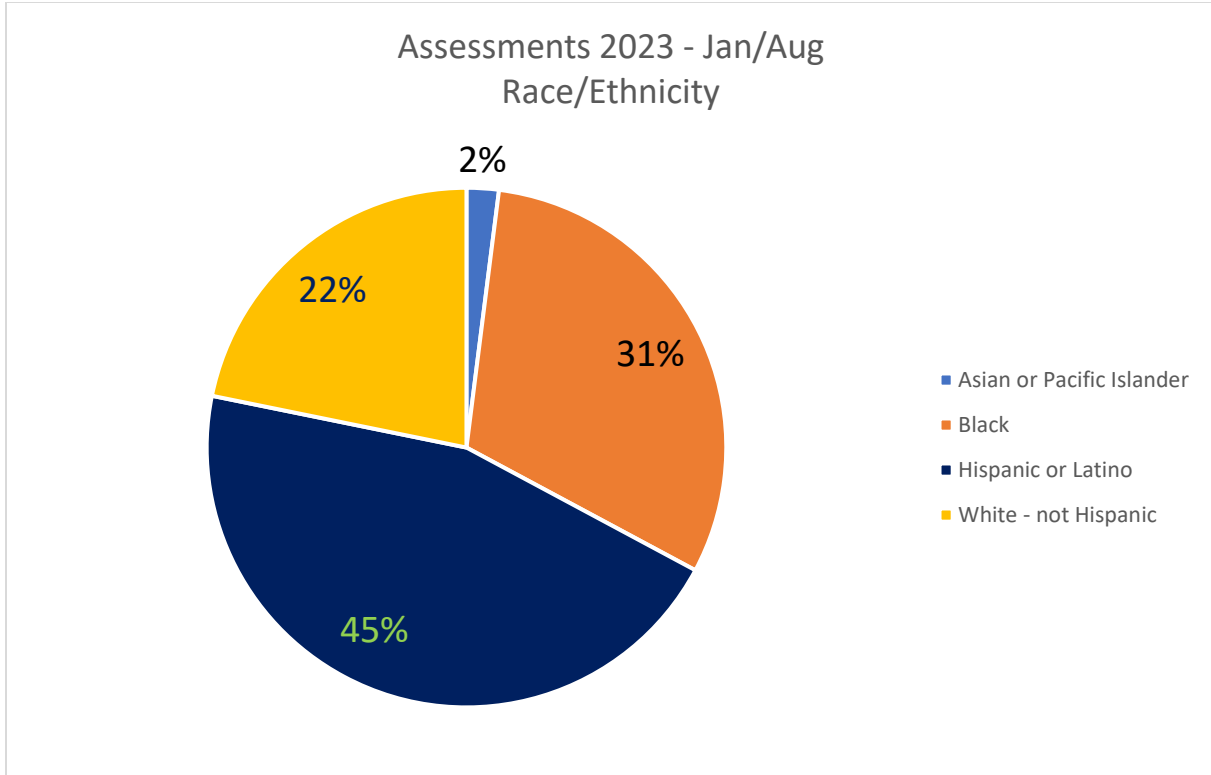


Restorative Justice Division – Mental Health



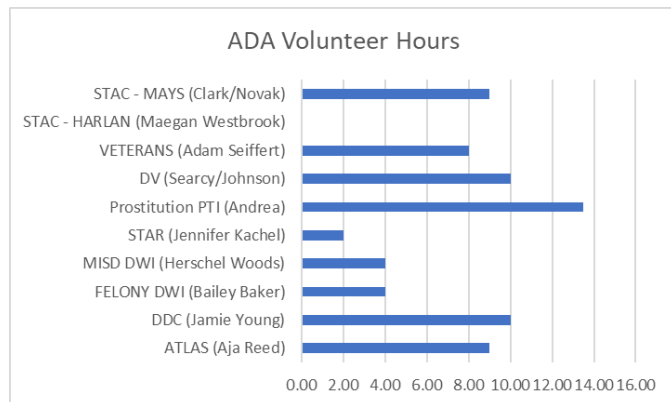
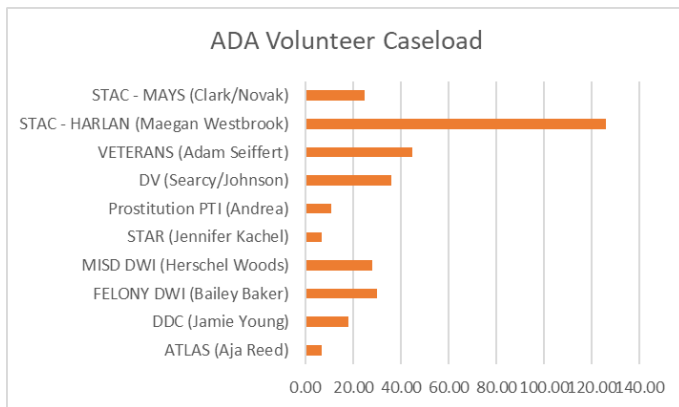
Pre-Trial Diversion





RJD SPECIALTY COURT/PROGRAMS ADA VOLUNTEER HOURS- August 2023

Specialty Court/Program	Hours	Caseload
ATLAS (Aja Reed)	9.00	7.00
DDC (Jamie Young)	10.00	18.00
FELONY DWI (Bailey Baker)	4.00	30.00
MISD DWI (Herschel Woods)	4.00	28.00
STAR (Jennifer Kachel)	2.00	7.00
Prostitution PTI (Andrea)	13.50	11.00
DV (Searcy/Johnson)	10.00	36.00
VETERANS (Adam Seiffert)	8.00	45.00
STAC - HARLAN (Maegan Westbrook)	0.00	126.00
STAC - MAYS (Clark/Novak)	9.00	25.00

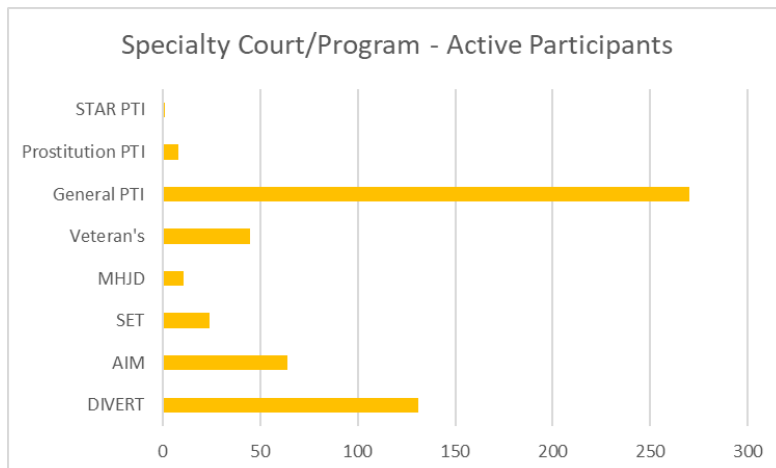
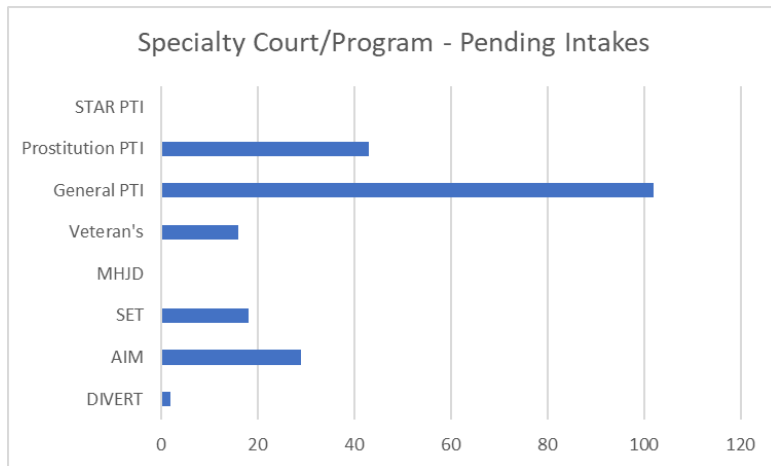


Specialty Court & Programs

Monthly Statistics - August 2023



Specialty Court/Program	Pending Intake	Graduate	Failed	Active
DIVERT	2	5	0	131
AIM	29	5	2	64
SET	18	1	2	24
MHJD	0	3	2	11
Veteran's	16	3	0	45
General PTI	102	27	8	270
Prostitution PTI	43	2	2	8
STAR PTI	0	0	0	1





Dallas County Behavioral Health Leadership Team
Thursday, September 14th, 2023
Supplemental Packet

Includes:

- Dallas County Deflection Center-Monthly Report
- Restorative Justice Division- Mental Health Update

DALLAS COUNTY DEFLECTION CENTER

2022-23	22-Aug	22-Sep	22-Oct	22-Nov	22-Dec	23-Jan	23-Feb	23-Mar	23-Apr	23-May	23-Jun	23-Jul	23-Aug	TOTAL
TOTAL TRIAGED	2	17	14	29	21	22	21	20	17	38	34	31	44	310
Referral Source														
Dallas PD														0
SC Div	1	4	4	4	2	3	7		1	3	7	6	4	46
SW Div				4	1	3	1	2	2	1	1	1	2	18
SE Div		3	1	2	4	1		1	2	1		3	1	19
NC Div				2	2	1	3	1	2		2		3	16
NE Div			6	5		2	1	2	2	2		2	1	23
NW Div		2	1	2			1	2			4	2	2	16
CEN Div	1	3	1	6	7	4	2	5	1	2	6		2	40
Right Care					1	1		1						3
Dallas Marshal - CDC		1												1
Great SW Coalition				3	1	1	1	1	1	1	2		4	15
SE Coalition								1		1	1	1	2	6
NTBHA MCOT/CTI						5	4	2	3	19	6	5	13	57
Garland PD										1				1
Irving PD										1	2		1	4
DART PD		4		1	1			1	2	4	3	8	6	30
DCHD - Parkland PD			1		2	1	1	1	1	2		3	3	15
TRIAGE OUTCOME	2	17	14	29	21	22	21	20	17	38	34	31	44	
Psych Crisis Residential				1			3			2	1	2	1	10
Detox-Withdrawal Mgmt														0
Living Room-NTBHA'	1	4	6	9	2	3	1	3		1				30
CMHP Services														0
ACT Team					3		1			2			1	7
OTHER SUD Services						1			1		1		2	5
Shelter														0
Austin Street		1	1	1	1									4
Bridge										1				1
Salvation Army			1	2										3
Union Gospel Mission														0
Other					2			1	1	1		1		6
Home-Family-Friends	1		3	1	1	1	3	1	5	4	4	1	4	29
Boarding Home/PSH				1	1		2	3		7	3	6	4	27
Higher Level of Care														0
Behavioral Health		4		4	2	6	1	2	3	1	1	3	2	29
Physical Health		1		1	3	2	2	1	1	2	1		4	18
Veterans Administration			1			1								2
LEA Maintained Custody		2		3		1	1	2	1	1	10	2	2	25
Still in Service										9	6	0	6	21
Refused Services		5	2	6	6	7	7	7	5	7	7	16	18	93

Restorative Justice Division – Mental Health
 Corrected Information from Original Packet

