

Jail Population Committee Meeting
March 11, 2016 at 10:00 am
FCCB, 1st floor, Room A5

AGENDA

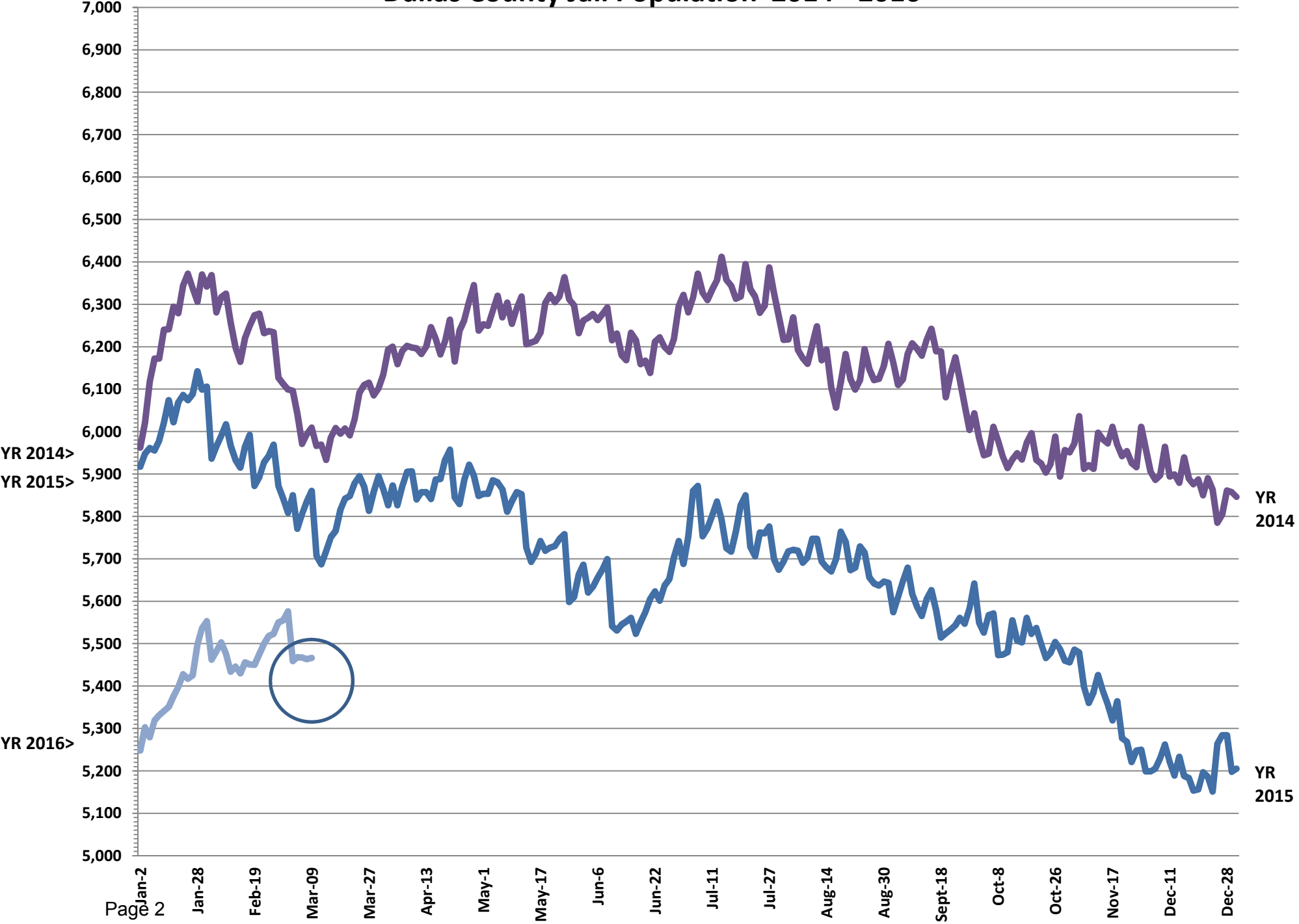
1. **Jail Population** – Snapshot 03/09/16 - 5,466
2. Jail Population **monthly averages & graphs/charts** (pages 2 thru 6)
 - 02/16: 5,492 (+110)
 - 01/16: 5,382 (+172)
 - 12/15: 5,210 (-132)

3. November highlights: **High:** 2/28 **5,576** & **Low:** 2/11 of **5,430** Range of **148**
4. Book-in avgs. : Feb- 219; Jan- 188; DEC- 164; Nov - 168; Oct-184; Sep-190
5. DEWR bucket comparison (page 7)
6. DEWR bucket monthly averages (page 8)
7. Release totals by category (page 9)
8. Average length of stay based on released reason (page 10)
- A. **Jail Population Management**
 1. Community Response Team/ (SJU) (page11)
 2. TDC Desk Activity Reports (page 12)
 3. Waivers by Court and by Month (page 13)
 4. Grand Jury Processing
 5. Felony Courts monthly dispositions & Pending Dispo by Court (page 14 &15)
 6. Average Jail Pop Totals for Pending Disp. By Court (page 16)
 7. DA's cases pending lab analysis (page 17)
 8. Misdemeanor Courts' initiative (handout)
 9. Discussion items:

10. Special Programs holds: There are 201 inmates waiting for special programs.
Wilmer 72, ISF 15, RTC 12, and 8 for Mental Health
11. Pre-Trial Release monthly statistics (page 18)
12. Bond Supervision Unit monthly report (page 19)
13. Alternative Sentencing Program stats (page 20 &21)

- B. **Public Defender's Office Activities**
 1. Monthly Court Stats (page 22)
 2. Mental Health Stats (page 23)
- C. **CSCD Updates**
ATR STATS (page 24& 25)
- Mental Health**
 1. Outpatient Competency cases & State hospital monthly admissions (page 26)
 2. Mental Health Jail Diversion activities
 3. Monthly North STAR Intakes (page 27)

Dallas County Jail Population 2014 - 2016



YR 2014>
YR 2015>

YR 2014

YR 2016>

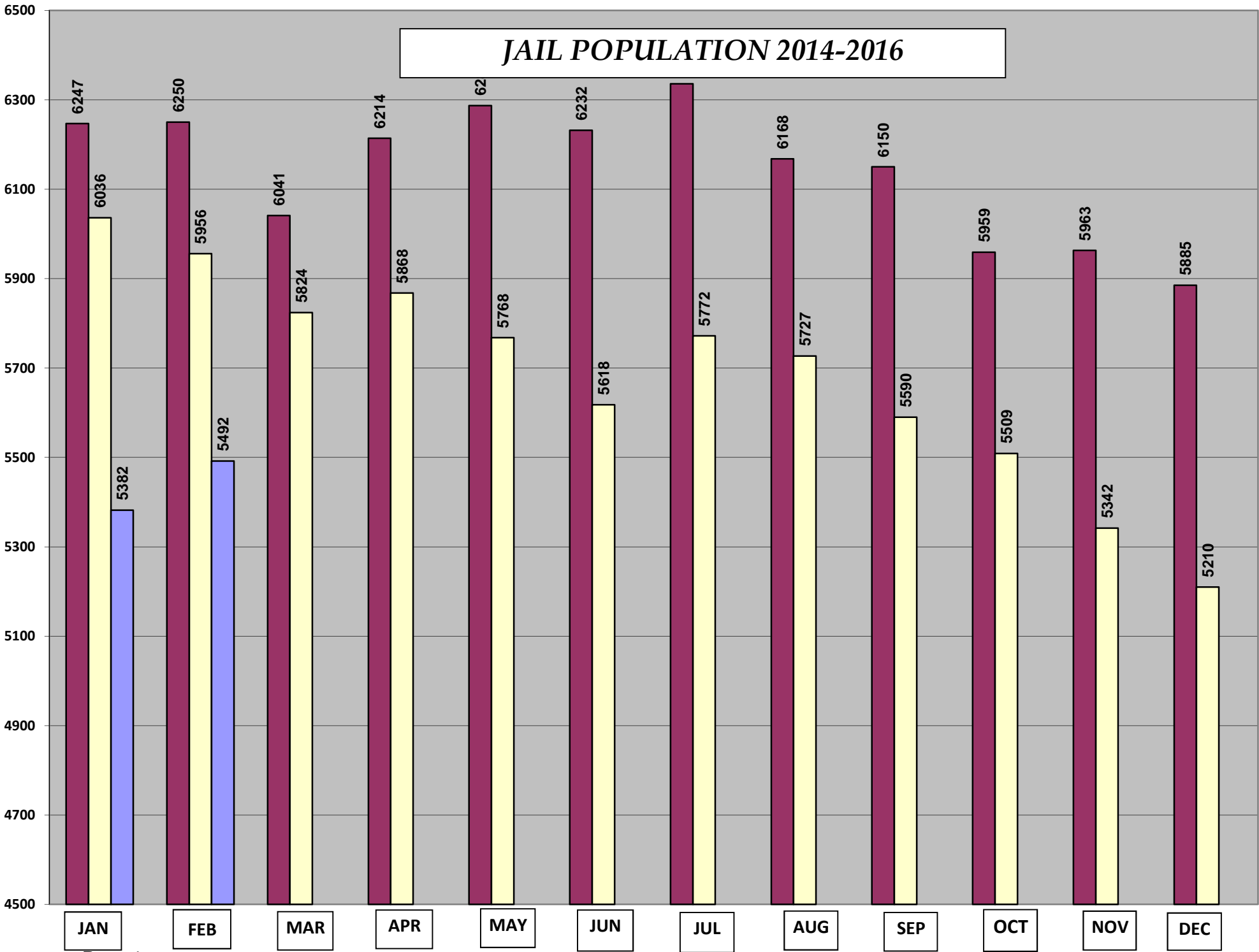
YR 2015

Dallas County Jail Population Bookins 3-year statistical summary

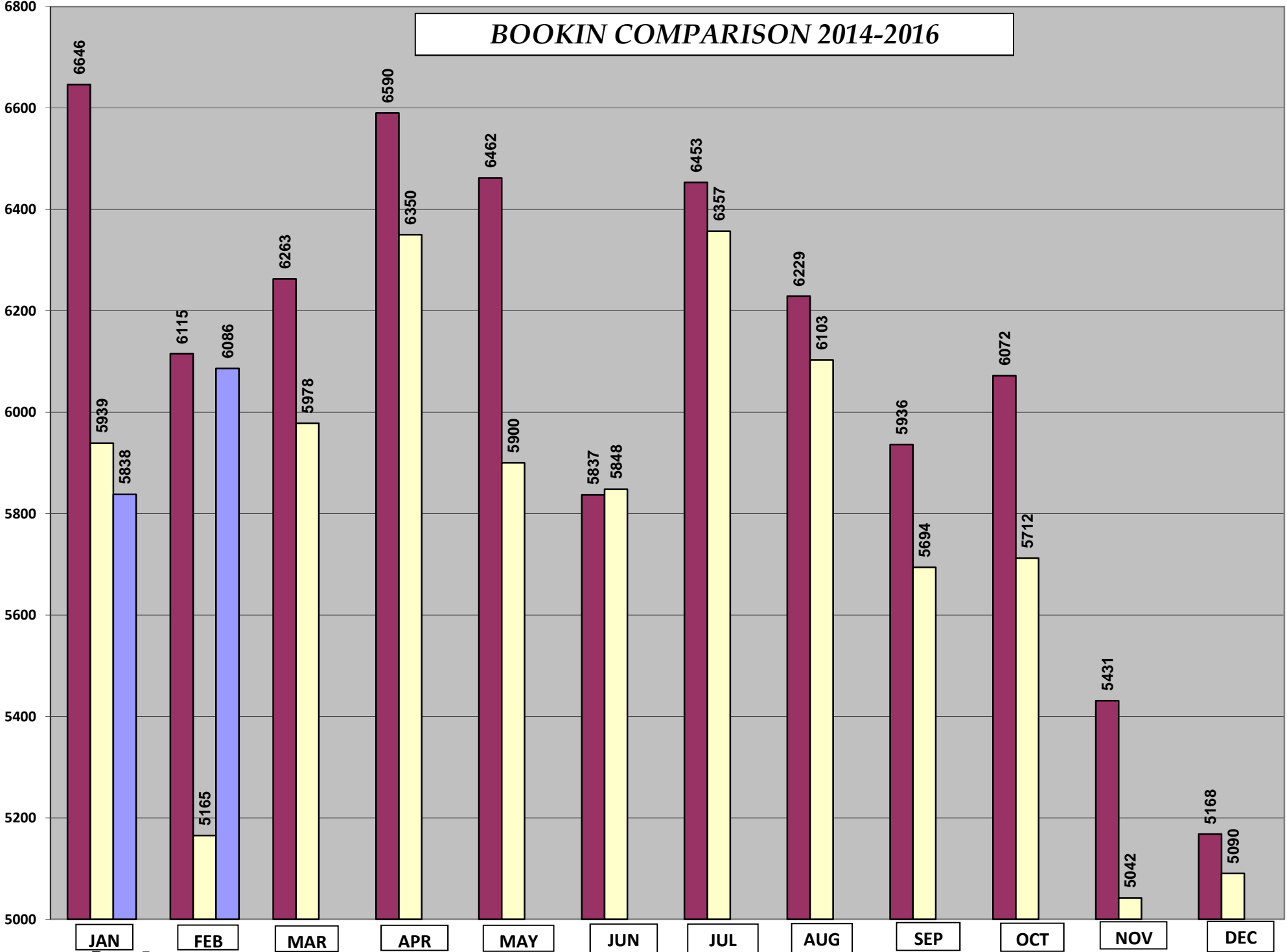
JAIL POPULATION monthly averages					
2014	Jail Pop AVG	2015	Jail Pop AVG	2016	Jail Pop AVG
Jan-14	6247	Jan-15	6036	Jan-16	5382
Feb-14	6250	Feb-15	5956	Feb-16	5492
Mar-14	6041	Mar-15	5824		
Apr-14	6214	Apr-15	5868		
May-14	6287	May-15	5768		
Jun-14	6232	Jun-15	5618		
Jul-14	6336	Jul-15	5772		
Aug-14	6168	Aug-15	5727		
Sep-14	6150	Sep-15	5590		
Oct-14	5959	Oct-15	5509		
Nov-14	5963	Nov-15	5342		
Dec-14	5885	Dec-15	5210		
	6144		5685		5437

BOOKINS monthly totals					
2014	Total bookins	2015	Total bookins	2016	Total bookins
Jan-14	6646	Jan-15	5939	Jan-16	5838
Feb-14	6115	Feb-15	5165	Feb-16	6086
Mar-14	6263	Mar-15	5978		
Apr-14	6590	Apr-15	6350		
May-14	6462	May-15	5900		
Jun-14	5837	Jun-15	5848		
Jul-14	6453	Jul-15	6357		
Aug-14	6229	Aug-15	6103		
Sep-14	5936	Sep-15	5694		
Oct-14	6072	Oct-15	5712		
Nov-14	5431	Nov-15	5042		
Dec-14	5168	Dec-15	5090		
	6100		5765		5962
	73,202		69,178		11,924

JAIL POPULATION 2014-2016



BOOKIN COMPARISON 2014-2016



DEWR FOR FEBRUARY 2016

	2/1	2/2	2/3	2/4	2/5	2/6	2/7	2/8	2/9	2/10	2/11	2/12	2/13	2/14	2/15	2/16	2/17	2/18	2/19	2/20	2/21	2/22	2/23	2/24	2/25	2/26	2/27	2/28	2/29	Avg
A Felony not filed	370	338	325	323	385	335	346	360	325	303	288	268	265	293	314	312	313	313	291	281	308	329	309	298	302	302	267	325	324	314
B Felony pend. Grand Jury	620	645	657	626	616	603	602	609	616	619	607	591	562	558	558	547	542	549	563	572	565	564	569	552	542	522	509	502	505	576
C Felony not incl. SJF	2,080	2076	2067	2068	2021	2052	2049	2051	2055	2064	2071	2076	2065	2067	2065	2057	2050	2044	2044	2025	2019	2021	2004	2024	2011	2028	2070	2041	2043	2049
D SJF pend dispo	402	390	382	394	385	399	399	398	399	388	384	395	403	404	404	411	404	399	399	380	381	382	382	389	385	393	403	393	394	394
E PV-Felony	257	266	275	269	264	252	258	261	268	277	270	256	246	250	257	251	260	264	271	262	276	281	285	284	288	289	291	290	295	269
F TDC over 10y/appeal	350	364	386	401	428	448	448	446	458	472	436	454	476	476	476	458	469	468	480	504	504	504	512	523	516	532	532	551	511	468
G Bench Warrants	41	40	40	40	43	41	41	41	41	41	41	42	43	43	39	38	38	41	43	43	43	43	43	43	45	43	43	45	41	42
H TDC<10yr/appeal	21	22	22	23	23	25	25	25	26	26	27	27	28	28	28	28	28	28	28	28	28	28	30	30	31	31	31	31	31	27
I Sentd. SJF	123	125	108	116	91	98	98	98	88	81	91	89	100	100	100	109	88	97	103	112	112	112	107	108	112	107	107	109	109	103
J SJF on appeal	1	1	1	1	1	1	1	1	1	1	1	0	0	0	0	0	0	0	0	0	0	0	0	0	0	0	0	0	0	0
K SJF serv in co jail	73	72	77	75	78	83	82	79	78	84	82	86	87	80	78	79	79	83	85	82	80	77	77	80	81	81	78	78	74	80
L Misd. not filed	211	187	195	194	199	175	194	211	177	168	152	146	156	169	175	145	159	161	159	161	184	218	190	185	179	193	178	209	220	181
M Misd. filed pend.	187	206	189	171	138	144	146	148	171	166	162	156	141	137	139	162	143	131	134	125	126	127	159	170	159	177	199	162	164	157
N Misd-PV	0	0	0	0	0	0	0	0	0	0	0	0	0	0	0	0	0	0	0	0	0	0	0	0	0	0	0	0	0	0
O Serv in jail (Cond of Prob)	52	51	56	54	58	54	49	48	48	52	50	58	61	54	49	53	59	58	63	71	64	63	72	71	64	70	68	63	60	58
P Serving Co time & fines	48	53	53	50	47	49	45	40	41	46	44	44	46	42	41	39	45	47	50	48	45	46	47	46	47	49	41	43	38	46
Q Serv fines/CT cost only	1	0	0	0	0	0	0	0	0	0	0	0	0	0	0	0	0	0	0	0	0	0	0	0	0	0	0	0	0	0
R Out of county/state	79	58	61	69	52	53	58	67	64	64	68	66	56	62	65	65	76	66	48	53	56	58	59	56	62	49	46	67	68	61
S Parole Violations	192	197	192	199	192	189	195	193	193	205	215	198	201	205	208	210	219	228	208	207	212	211	211	212	216	200	203	204	201	204
T SAFPF	127	133	118	123	130	138	138	135	135	126	131	142	142	142	142	148	141	140	145	147	147	144	147	134	132	139	139	149	147	138
U Special Programs	106	88	79	86	96	102	102	95	83	89	105	113	123	123	117	103	110	115	117	123	123	117	98	103	107	112	112	120	110	106
V Other- Incompetent	87	85	81	83	87	89	89	89	85	82	83	88	88	88	84	85	87	91	92	100	100	100	102	100	101	100	101	101	101	91
W US Marshall holds	26	26	25	25	25	25	25	25	25	26	26	25	26	26	26	26	26	26	26	26	27	26	25	25	26	27	27	28	28	26
X Contempt-in Jail	10	12	13	17	13	14	14	14	15	14	14	12	12	12	12	12	11	12	13	13	14	12	13	13	14	14	14	15	15	13
Y Contempt-Furlough	301	301	301	301	301	302	302	302	301	301	301	301	301	301	301	301	301	301	301	301	301	301	301	301	301	301	301	301	301	301
Z PEACE Bond	0	0	0	0	0	0	0	0	0	0	0	0	0	0	0	0	0	0	0	0	0	0	0	0	0	0	0	0	0	0
AA TYC hold	0	0	0	0	0	0	0	0	0	0	0	0	0	0	0	0	0	0	0	0	0	0	0	0	0	0	0	0	0	0
BB Immigration hold	1	4	5	4	0	1	0	1	0	2	4	5	4	0	0	4	6	3	0	5	0	0	5	5	3	1	3	1	0	2
CC Class C Misd. only	29	46	52	58	61	55	38	37	48	45	48	62	56	31	23	55	40	45	42	63	33	23	51	27	41	42	47	24	28	43
DD Contract inmates	0	0	0	0	0	0	0	0	0	0	0	0	0	0	0	0	0	0	0	0	0	0	0	0	0	0	0	0	0	0
EE US Military hold	0	0	0	0	0	0	0	0	0	0	0	0	0	0	0	0	0	0	0	0	0	0	0	0	0	0	0	0	0	0
ZZ Default	59	35	53	62	49	37	40	31	36	51	30	35	59	40	52	53	48	40	49	44	54	30	29	32	72	49	47	25	38	44
With Furlough added	5854	5821	5813	5832	5783	5764	5784	5805	5777	5793	5731	5735	5747	5731	5757	5752	5743	5746	5751	5776	5801	5819	5824	5811	5835	5851	5856	5877	5845	5793.59
Jail Population-Actual	5553	5520	5512	5531	5482	5462	5482	5503	5476	5492	5430	5434	5446	5430	5456	5451	5442	5445	5450	5475	5500	5518	5523	5510	5534	5550	5555	5576	5544	5492
INTAKES	234	254	242	235	238	166	137	186	251	226	249	245	166	109	238	233	240	239	226	175	154	209	233	228	264	229	156	148	176	210
RELEASES	214	284	262	246	293	160	106	178	254	239	264	281	181	117	132	292	243	216	238	160	135	151	248	225	218	273	154	108	232	210
VARIANCE	-20	30	20	11	55	-6	-31	-8	3	13	15	36	15	8	-106	59	3	-23	12	-15	-19	-58	15	-3	-46	44	-2	-40	56	0.621
Total Bookins	6,086																													
Total Releases	6,104																													
Total Jail Bed Days	159,282.00																													
	= \$ 11,050,985																													

Avg length of stay 25

DEWR BUCKET COMPARISON

BUCKET NAMES	FEB 2015 vs 2016	FEB 15	FEB 16	DEC 15	JAN 15	FEB 16	JAN vs FEB
Variance							
SPECIAL FOCUS							
Felony pend Grand Jury	-3	579	576	551	669	576	-93
Fel.pend excl.SJF	-383	2388	2005	2000	2005	2005	0
State Jail Felony	-103	497	394	357	390	394	4
Special Programs	-2	108	106	102	106	106	0
Parole Violator only	21	183	204	186	182	204	22
PV-Felony	-13	282	269	230	264	269	5
Class C Misd. only	18	25	43	23	25	43	18
TRENDING UP							
Felony Not Filed	44	270	314	334	335	314	-21
Incompetent	35	56	91	78	87	91	4
SJF-Serv Co.Jail (12.44a)	7	73	80	62	59	80	21
US Marshal	20	6	26	9	24	26	2
TRENDING DOWN							
TDC<10yr/appeal	-19	46	27	23	20	27	7
Contempt in Jail	-26	39	13	11	11	13	2
Bench Warrants	-1	43	42	43	43	42	-1
Serv as Cond of Prob.	-15	73	58	55	49	58	9
Serving County Time	-17	63	46	47	54	46	-8
Sentenced to SJF	-26	129	103	136	111	103	-8
Immigration	-4	6	2	2	2	2	0
STABLE							
Serv as Cond of Prob.	-15	73	58	55	49	58	9
Out of Co/State	1	60	61	62	62	61	-1
Misdemeanors pending	-35	192	157	156	180	157	-23
TYC	0	0	0	0	0	0	0
SAFPF	15	123	138	131	128	138	10
Jail Population Avg.	-464	5956	5492	5210	5382	5492	110

DEWR BUCKET MONTHLY AVERAGES

	Feb 14	Mar 14	Apr 14	May 14	Jun 14	Jul 14	Aug 14	Sep 14	Oct 14	Nov 14	Dec 14	Jan 15	Feb 15	Mar 15	Apr 15	May 15	Jun 15	Jul 15	Aug 15	Sep 15	Oct 15	Nov 15	Dec 15	Jan 16	Feb 16	Avg
Felony not filed	237	227	265	273	259	244	245	245	303	330	340	321	270	270	302	281	284	333	348	329	306	301	334	335	314	291
Felony pend GJ	789	710	729	690	734	873	696	611	669	628	542	716	579	555	601	576	603	622	575	556	595	579	551	669	576	643
Fel.pend excl.SJF	2218	2255	2236	2294	2278	2257	2379	2428	2355	2355	2384	2355	2388	2368	2263	2233	2146	2092	2146	2151	2079	2024	2000	2005	2005	2,228
State Jail Fel only	462	481	459	508	483	463	507	508	451	471	496	481	497	453	436	470	427	425	430	407	396	375	357	390	394	451
PV-Felony	377	366	355	363	358	359	311	357	324	330	302	277	282	311	302	299	268	274	280	276	249	234	230	264	269	307
TDC over 10yrs	511	484	475	435	441	462	426	414	410	439	472	482	483	515	527	475	469	483	474	468	507	446	397	337	468	463
Bench Warrants	55	58	58	61	59	58	48	43	46	45	50	52	43	41	51	49	46	57	47	43	44	45	43	43	42	49
TDC <10y/appeal	43	44	48	41	38	41	43	41	45	46	45	44	46	42	40	40	41	39	40	39	36	29	23	20	27	39
Sentenced SJF	113	71	123	128	136	123	123	158	115	106	98	107	129	97	92	94	106	118	104	86	88	115	136	111	103	111
Sentd SJF/appeal	4	5	5	3	2	2	2	2	4	6	4	3	3	3	3	2	1	2	2	1	0	0	0	0	0	3
SJF-Serv Co Jail	50	52	68	67	51	40	53	63	67	69	61	56	73	66	84	77	71	87	84	71	81	79	62	59	80	66
Misdmnr not filed	145	139	159	154	146	168	157	162	145	144	141	168	180	172	199	182	186	205	185	187	180	168	183	189	181	169
Misdmnr filed-pend	265	235	229	247	213	237	246	250	206	208	207	202	192	194	194	206	201	191	186	169	158	152	156	180	157	206
PV-Misdmnr	0	0	0	0	0	0	0	0	0	0	0	0	0	0	0	0	0	0	0	0	0	0	0	0	0	0
Serv as Con of Prob.	64	62	70	70	64	67	70	61	68	75	69	61	73	68	73	72	77	73	74	72	64	64	55	49	58	67
Serv Co time/ fines	104	87	91	83	84	82	89	73	65	55	45	43	63	47	49	47	47	52	52	49	49	54	47	54	46	63
Serv fines/ fees only	0	0	0	0	0	0	0	0	0	0	0	0	0	0	0	0	0	0	1	0	0	0	0	0	0	0
Out of Co/State	62	63	73	65	72	77	65	57	54	55	53	51	60	57	64	65	66	63	59	63	57	60	62	62	61	62
Parole Vio.	285	265	299	301	292	284	257	245	216	185	170	176	183	184	183	178	181	236	234	216	199	186	181	182	204	225
SAFPF	145	129	126	123	145	138	116	113	107	120	116	135	123	94	105	118	111	131	116	143	143	153	131	128	138	126
Sp.Prgms	134	125	128	131	122	120	121	145	141	125	122	125	108	101	96	106	98	109	101	111	115	119	102	106	106	117
Incompetent	35	36	34	39	50	45	43	36	40	43	48	49	56	76	86	85	78	63	56	59	65	71	78	87	91	57
US Marshal	37	39	70	80	78	76	59	33	17	15	13	12	6	2	1	2	2	2	2	3	4	9	24	26	25	
Cntmpt-in Jail	49	49	54	63	56	42	38	40	42	44	38	42	39	29	26	25	25	24	22	18	20	14	11	11	13	34
Furlough	359	353	351	350	350	349	350	349	348	348	348	348	347	329	307	306	306	305	304	304	303	302	302	302	301	330
PEACE Bond	0	0	0	0	0	0	0	0	0	0	0	0	0	0	0	0	0	0	0	0	0	0	0	0	0	0
TYC hold	0	0	0	0	0	0	0	0	0	0	0	0	0	0	0	0	0	1	0	0	0	0	0	0	0	0
Immigration hold	9	10	11	10	9	8	8	11	11	8	6	5	6	7	7	9	8	8	3	3	3	3	2	2	2	7
Class C only	21	16	18	22	22	24	23	24	25	22	22	25	25	24	34	33	32	34	32	24	25	25	23	25	43	25
Contract	0	0	0	0	0	0	0	0	0	0	0	0	0	0	0	0	0	0	0	0	0	0	0	0	0	0
US Military	0	0	0	0	0	0	0	0	0	0	0	0	0	0	0	0	0	0	0	0	0	0	0	0	0	0
Default	36	33	31	35	40	46	42	33	32	40	40	48	48	48	50	41	43	49	46	46	45	40	38	48	44	41
Furlough added	6609	6394	6565	6637	6582	6685	6518	6499	6308	6310	6233	6384	6303	6153	6175	6074	5924	6078	6002	5893	5811	5644	5511	5663	5793	6,206
Jail Population Actual	6250	6041	6214	6287	6232	6336	6168	6150	5959	5963	5885	6036	5956	5824	5868	5768	5618	5772	5727	5590	5509	5342	5210	5382	5492	5,878
INTAKES	218	202	220	208	195	208	201	198	196	196	167	192	184	193	212	153	195	205	197	190	184	168	168	138	210	193
RELEASES	227	198	217	210	192	210	202	205	198	198	173	184	194	192	212	97	194	207	196	193	190	173	173	107	210	191
VARIANCE	-9	4	3	-2	3	2	-1	-8	2	2	6	-8	-16	1	0	56	1	-2	1	3	6	5	5	31	1	4

Monthly Release Totals by Category

Category	Jan 2015	Feb 2015	Mar 2015	Apr 2015	May 2015	Jun 2015	Jul 2015	Aug 2015	Sep 2015	Oct 2015	Nov 2015	Dec 2015	Jan 2016	Feb 2016	Net Jan 2016 vs Feb 2016
Deceased	0	0	1	0	1	0	0	0	0	1	0	1	0	1	1
Escaped	0	0	0	0	0	0	0	0	0	1	0	0	0	0	0
Failed to Report	3	1	3	0	0	2	3	1	0	2	0	0	0	1	1
Failed to Return	0	0	0	0	2	0	0	0	0	0	0	0	0	0	0
Per finding of fact/dry writ	42	29	32	28	37	26	27	46	44	33	33	30	53	53	0
JTC/Wilmer	46	50	73	53	55	78	54	69	75	62	65	65	70	85	15
No Billed	6	16	8	7	12	10	12	11	10	8	14	12	10	9	-1
Other	118	92	112	123	148	107	173	137	131	124	105	89	102	134	32
PAID FINE only	2	0	0	1	0	2	2	0	2	0	0	0	1	0	-1
Parole InAbsentia	2	0	2	5	4	1	1	1	3	1	1	1	1	3	2
Parole Warrant W/drw	83	65	72	61	49	51	61	64	65	69	46	57	51	72	21
Ptd Cash Bnd	235	231	292	255	225	243	244	263	187	232	201	216	215	208	-7
Ptd PR Bnd	138	123	116	128	120	129	121	116	144	108	103	105	106	118	12
Ptd Pretrial Bnd	147	102	124	121	106	115	116	94	103	96	78	69	70	75	5
Ptd Surety	1044	1022	1107	1054	974	952	1114	1066	1075	1060	933	987	1081	1081	0
Ptd Writ Bnd	0	1	1	1	1	0	1	2	3	0	0	2	0	2	2
Per Court Order	112	107	128	102	92	104	103	91	101	119	83	95	98	113	15
Probation	159	144	202	206	170	205	171	191	153	177	174	170	167	212	45
Agency's pick-up expired	186	160	170	181	174	137	163	180	160	137	173	140	167	146	-21
Article 14.06	14	14	9	15	37	20	25	9	15	10	14	14	7	12	5
Class C only	952	790	930	1160	1093	984	1146	1079	897	888	802	816	964	1385	421
per Investigating Agency	41	27	35	40	34	49	41	39	48	37	21	23	30	28	-2
per Teletype	264	324	312	362	312	298	343	352	289	292	248	271	299	320	21
to Dallas Co. Agency	262	264	259	308	287	291	317	286	219	260	198	168	246	264	18
INS	92	90	109	115	127	105	135	107	89	104	96	99	94	95	1
to Investigating Agency	12	20	10	15	12	6	3	5	16	17	8	7	7	8	1
Mental Hospital	39	19	35	31	36	39	47	28	37	26	23	22	26	32	6
Military	0	0	1	0	0	0	1	1	1	0	0	1	3	0	-3
Out of County	307	318	340	344	357	390	437	354	347	387	321	341	319	334	15
Out of State	28	39	40	40	39	39	38	40	54	28	31	29	46	33	-13
Rem.Frm.Furlough Count	0	1	7	0	0	0	0	0	0	1	0	0	0	1	1
Special Programs	126	122	134	123	169	153	131	121	134	147	137	141	143	139	-4
TDC	624	618	625	614	723	594	750	562	652	753	641	627	505	543	38
US Marshall	25	22	17	14	13	22	16	28	16	43	31	33	18	11	-7
Served Time	603	614	647	723	588	658	649	706	712	645	593	567	574	583	9
Served Time/Pd Fine	4	5	11	12	6	6	12	8	3	8	9	1	9	3	-6
TOTALS	5716	5430	5964	6364	6082	5813	6427	6076	5785	5876	5182	5199	5482	6104	622
avg per day	184	193	192	212	196	194	207	196	187	189	172	168	177	210	

**AVERAGE LENGTH OF STAY
IN JAIL BASED ON RELEASE REASON**

RELEASE CATEGORY	Feb 2014	Mar 2014	Apr 2014	May 2014	Jun 2014	Jul 2014	Aug 2014	Sep 2014	Oct 2014	Nov 2014	Dec 2014	2014 avg	Jan 2015	Feb 2015	Mar 2015	Apr 2015	May 2015	Jun 2015	Jul 2015	Aug 2015	Sep 2015	Oct 2015	Nov 2015	Dec 2015	2015 avg	Jan 2016	Feb 2016
State Hosp	76	111	102	95	78	113	97	111	101	98	113	100	116	118	124	145	159	131	150	124	131	119	137	131	132	124	147
Paroled in Absentia	347	12	0	0	0	754	12	0	41	0	77	110	45	0	355	212	40	55	2	300	205	140	18	910	190	133	276
TDCJ	126	117	135	115	112	128	127	112	103	137	135	123	135	102	141	125	145	145	133	123	130	121	135	141	131	130	106
JTC/Wilmer	103	76	82	72	75	76	70	82	73	83	80	83	71	78	72	84	67	57	49	52	65	46	56	66	64	63	48
Special Programs	74	75	74	50	59	68	50	60	70	71	83	66	79	80	80	73	76	69	70	60	70	66	61	74	72	66	50
US Marshall	51	27	42	65	84	97	104	165	135	80	129	87	20	21	119	205	290	103	102	124	69	69	120	64	109	53	44
Other	13	13	12	14	72	22	13	17	7	8	8	18	10	20	15	22	5	8	32	47	53	51	54	81	33	73	10
Parole Wrnt wdrwn	41	41	38	50	42	52	49	57	53	40	40	47	39	38	38	31	60	55	44	33	44	35	39	47	42	39	28
on Probation	42	42	46	42	38	40	51	51	42	45	52	45	44	61	63	51	60	63	51	45	45	45	49	44	52	44	48
No Bill	34	32	30	29	25	28	27	25	30	27	32	29	36	35	38	31	29	31	41	27	33	30	23	28	32	45	30
Out of State	17	23	17	69	31	24	25	19	33	19	33	28	29	27	26	25	28	31	25	27	17	39	31	26	28	31	21
to INS	33	35	47	24	48	51	50	39	46	51	50	42	55	49	60	65	71	71	58	74	56	60	63	77	63	56	64
Posted PR Bond	29	27	29	40	33	27	26	30	21	31	29	30	19	21	30	18	24	20	30	17	23	20	20	22	22	22	39
Order of Court	17	17	27	18	26	28	38	24	18	20	20	23	22	45	22	27	23	21	51	21	24	24	14	26	27	22	28
Served Time	20	22	21	21	25	22	23	24	26	23	5	21	28	25	26	24	26	22	22	23	21	24	23	26	24	21	27
Out of Co	18	21	18	23	20	17	21	19	20	21	23	20	21	26	22	23	21	17	21	23	22	21	22	20	22	18	17
Failed to Report	14	17	18	0	0	18	0	6	10	7	0	9	6	19	8	0	17	10	11	12	411	19	0	0	43	0	10
Agcy pick-up expired	14	10	17	18	12	18	17	11	12	16	19	15	17	18	13	11	13	12	18	13	14	18	17	12	15	17	16
Per Teletype	7	7	8	9	15	7	8	8	6	4	11	8	8	7	9	8	8	8	11	9	10	10	8	12	9	7	11
To Dallas Co Agny	8	8	13	15	15	11	12	14	10	7	10	11	13	16	16	12	13	14	11	12	11	11	11	11	13	13	9
to Invtgng Agcy	5	3	20	2	2	19	0	2	2	2	4	6	2	2	4	17	2	3	2	1	2	2	3	28	6	0	1
Per Invtgng Agcy	5	5	11	5	5	6	7	6	8	7	8	7	7	8	7	17	7	2	6	16	6	7	5	6	8	7	9
Finding of fact/Dry Writ	6	7	7	7	7	7	6	6	7	7	9	7	9	9	10	8	10	11	8	8	8	10	8	9	9	9	8
Class C only	8	6	10	9	9	8	8	9	7	7	11	8	9	11	11	9	11	10	10	11	12	12	9	11	11	9	8
Ptd Surety	6	4	6	9	5	7	7	5	7	6	7	6	5	8	4	6	7	6	5	5	5	4	5	5	5	4	6
to US Military	5	2	0	0	5	0	0	4	5	0	5	2	0	0	18	0	0	0	5	0	3	0	0	0	2	6	0
Ptd Writ Bd	6	0	2	2	0	0	2	3	3	0	0	2	0	7	6	0	3	0	2	1	4	0	3	1	2	0	7
Ptd Pretrial Bd	3	3	3	3	3	3	3	3	3	4	4	3	3	3	3	1	3	2	2	2	2	2	1	3	2	2	2
Ptd Cash Bd	2	2	2	2	3	2	2	2	2	2	2	2	2	2	2	1	2	1	1	1	1	1	0	1	1	1	1
Serv Time/Pd Fine	3	2	3	1	3	1	2	2	2	1	1	2	1	9	2	0	1	0	2	0	0	0	0	0	1	0	0
Article 14.06	1	0	3	2	4	14	13	13	2	16	16	7	10	25	8	36	19	13	28	15	12	15	76	45	25	17	40
Deceased	3	6	4	0	0	0	0	0	0	33	0	4	0	0	0	340	0	0	0	0	0	3	0	36	32	0	5
Failed to Return	68	0	9	0	0	0	0	0	0	0	0	6	0	0	0	0	0	0	0	0	0	0	0	0	0	0	10
Escaped	0	0	0	0	0	0	0	0	0	0	0	0	0	0	0	0	0	0	0	0	0	6	0	0	1	0	0
Removed from furlough	0	31	0	0	6	0	0	0	0	0	0	3	0	0	0	0	0	0	0	0	0	102	0	0	9	0	9
Avg length stay in-jail/ those released/ in the month	29	27	32	29	31	30	30	30	28	29	30	30	30	29	31	30	31	31	30	28	31	32	33	35	31	28	25
Total Releases for month	6347	6139	6505	6510	5762	6501	6260	6164	6129	5347	5358	6113	5716	5430	5964	6364	6082	5813	6427	6076	5785	5876	5182	5199	5826	5479	6104

STATE JAIL INITIATIVE STATISTICS

Month For the Month Ending	PLEAS			REVOCATIONS			TRIALS			DISMISSALS	WAIVERS	DISPOSITIONS
	By Court	By Mag	Total	By Court	By Mag	Total	By Court	By Jury	Total			
37 August 2014	503	188	691	136	0	136	0	1	1	15	66	843
38 September 2014	455	276	731	179	0	179	1	0	1	17	55	928
39 October 2014	665	345	1,010	114	0	114	0	1	1	13	52	1,138
40 November 2014	317	186	503	153	0	153	0	1	1	13	54	670
41 December 2014	417	180	597	147	0	147	0	0	0	14	27	758
42 January 2015	490	228	718	161	0	161	0	0	0	9	53	888
43 February 2015	459	215	674	134	0	134	0	0	0	14	35	822
44 March 2015	449	219	668	161	0	161	0	0	0	29	37	858
45 April 2015	612	292	904	188	0	188	0	0	0	21	10	1,113
46 May 2015	488	201	689	166	0	166	0	0	0	42	0	897
47 June 2015	611	173	784	159	0	159	0	2	2	20	4	965
48 July 2015	669	264	933	217	0	217	0	5	5	32	3	1,187
49 August 2015	547	252	799	168	0	168	0	2	2	24	0	993
50 September 2015	457	211	668	188	0	188	0	4	4	50	0	910
51 October 2015	544	292	836	177	0	177	0	0	0	46	3	1,059
52 November 2015	388	199	587	129	0	129	0	0	0	31	2	747
53 December 2015	305	219	524	100	0	100	0	0	0	15	0	639
54 January 2016	444	206	650	166	0	166	1	0	1	18	14	835
55 February 2016	456	242	698	190	0	190	0	1	1	28	6	917
Average	518	214	732	159	11	170	1	1	2	18	67	922

DALLAS COUNTY SHERIFF'S DEPARTMENT
 FUGITIVE SECTION FISCAL YEAR 2016
 TDCJ MONTHLY ACTIVITY SHEET
 MONTH: February 2016

BEGINNING TOTAL OF INMATES PAPER READY:

153 22
 ID / SJ

DATE	ID JUDGMENTS RECEIVED	SJ JUDGMENTS RECEIVED	JUDGMENTS PROCESSED	JUDGMENTS RETURNED	#OF INMATES PR / ID	PAR VIOL READY	B/W RTR	# OF INMATES TO TDCJ	#OF INMATES WAITING / ID	#OF INMATES PR / SJ	# OF INMATES TO SJ	#OF INMATES WAITING / SJ	# OF INMATES TO ISF	# OF INMATES TO SAFFP
1	26	12	27	3	6	0	0	31	128	4	0	26	3	3
2	43	27	47	26	8	0	6	0	136	2	0	28	0	1
3	24	15	89	7	14	3	0	1	149	13	19	22	0	20
4	45	17	55	5	23	0	1	3	169	13	0	35	3	0
5	59	25	27	4	0	0	0	0	169	4	24	15	9	0
6	0	0	0	0	0	0	0	0	169	0	0	15	0	0
7	0	0	0	0	0	0	0	0	169	0	0	15	0	0
8	34	10	50	0	18	4	6	2	185	0	0	15	3	3
9	30	17	73	4	27	0	0	0	212	11	18	8	4	4
10	20	18	54	2	29	0	0	0	241	15	13	10	0	10
11	29	14	62	10	15	0	0	54	202	8	0	18	0	1
12	30	14	17	0	0	0	0	1	201	8	9	17	12	0
13	0	0	0	0	0	0	0	0	201	0	0	17	0	0
14	0	0	0	0	0	0	0	0	201	0	0	17	0	0
15	33	13	0	0	26	0	0	0	227	0	0	17	0	0
16	24	10	43	2	17	4	11	40	204	6	4	19	3	4
17	42	10	58	10	13	1	0	0	217	14	33	0	0	8
18	31	34	83	6	24	0	0	14	227	0	0	0	0	4
19	33	33	35	9	0	0	0	1	226	11	0	11	8	0
20	0	0	0	0	0	0	0	0	226	0	0	11	0	0
21	0	0	0	0	0	0	0	0	226	0	0	11	0	0
22	27	23	70	0	16	0	4	0	242	0	0	11	0	3
23	17	12	55	2	27	4	0	0	269	2	13	0	2	1
24	21	20	67	11	64	0	0	2	331	9	9	0	0	14
25	39	19	21	1	25	0	0	31	325	0	0	0	0	6
26	25	12	43	3	0	0	0	1	324	19	0	19	17	0
27	0	0	0	0	0	0	0	0	324	0	0	19	0	0
28	0	0	0	0	0	0	0	0	324	0	0	19	0	0
29	22	12	0	0	0	0	0	44	280	0	0	19	4	2
TOTAL	654	367	976	105	352	16	28	225	280	139	142	19	68	84

PRE-INDICTMENT WAIVERS BY COURT BY MONTH

PRE-INDICTMENT WAIVERS BY COURT BY MONTH																		
2014 Year Totals	195	82	63	64	60	58	86	67	85	129	51	50	59	46	45	55	58	1253
Year Avg	16	7	5	5	5	5	7	6	7	11	4	4	5	4	4	5	5	104
2015 Year Totals	180	55	44	84	51	58	63	74	74	77	94	51	39	49	56	73	49	1171
Year Avg	15	5	4	7	4	5	5	6	6	6	8	4	3	4	5	6	4	98
DATE	CDC1	CDC2	CDC3	CDC4	CDC5	CDC6	CDC7	194 th	195 th	203 rd	204 th	265 th	282 nd	283 rd	291 st	292 nd	363 rd	Total
Jan 16	11	5	4	5	7	5	1	6	3	18	13	3	0	3	6	5	5	100
Feb 16	22	7	3	10	15	4	2	12	8	7	18	10	6	6	14	5	6	155
Mar 16																		0
Apr 16																		0
May 16																		0
Jun 16																		0
Jul 16																		0
Aug 16																		0
Sep 16																		0
Oct 16																		0
Nov 16																		0
Dec 16																		0
2016 Year Totals	33	12	7	15	22	9	3	18	11	25	31	13	6	9	20	10	11	255
Year Avg	17	6	4	8	11	5	2	9	6	13	16	7	3	5	10	5	6	21

DISPOSITION TOTALS BY FELONY COURT

2010	Jan	Feb	Mar	April	May	Jun	Jul	Aug	Sept	Oct	Nov	Dec	Average	
Avg	157	167	187	196	177	163	180	186	185	191	178	170	178	
TOTAL DISPOSTIONS	2667	2841	3172	3338	3010	2779	3066	3167	3148	3239	3018	2898	3040	36,343
2011	Jan	Feb	Mar	April	May	Jun	Jul	Aug	Sept	Oct	Nov	Dec	Average	
Avg	171	142	195	190	192	219	196	205	176	192	165	147	182	
TOTAL DISPOSTIONS	2900	2408	3321	3232	3258	3721	3334	3489	2997	3261	2803	2499	3184	37,223
2012	Jan	Feb	Mar	April	May	Jun	Jul	Aug	Sept	Oct	Nov	Dec	Average	
Avg	161	163	186	185	176	182	158	191	158	190	180	134	172	
TOTAL DISPOSTIONS	2744	2764	3154	3151	2984	3095	2691	3245	2679	3234	3062	2282	1924	35,085
2015	Jan	Feb	Mar	April	May	Jun	Jul	Aug	Sept	Oct	Nov	Dec	Average	
CDC1	177	170	180	189	210	209	193	208	200	195	178	165	190	2274
CDC2	187	140	179	197	220	160	168	203	143	233	183	158	181	2171
CDC3	238	147	191	170	148	175	166	169	203	214	135	166	177	2122
CDC4	144	200	155	146	173	173	188	166	145	221	156	149	168	2016
CDC5	147	159	163	192	152	168	199	162	176	182	183	180	172	2063
CDC6	146	110	133	141	176	130	172	197	151	168	143	181	154	1848
CDC7	186	166	212	231	219	177	178	190	179	161	190	169	188	2258
194TH	169	211	233	270	201	309	237	192	253	248	150	165	220	2638
195TH	157	128	164	199	143	244	146	172	202	201	180	157	174	2093
203RD	144	171	160	193	187	221	179	172	215	166	154	160	177	2122
204TH	198	162	228	214	227	212	167	206	275	185	238	158	206	2470
265TH	164	232	241	185	228	276	242	229	238	256	207	211	226	2709
282ND	178	138	201	202	189	165	210	156	210	195	153	138	178	2135
283RD	194	156	191	223	188	190	223	212	199	241	174	160	196	2351
291ST	183	154	204	171	254	210	189	206	216	221	189	177	198	2374
292ND	137	132	165	213	179	214	231	179	221	192	172	165	183	2200
363RD	175	110	116	136	154	201	175	163	126	151	180	162	154	1849
Avg	172	158	183	192	191	202	192	187	197	202	174	166	185	
TOTAL DISPOSTIONS	2924	2686	3116	3272	3248	3434	3263	3182	3352	3430	2965	2821	3326	37,693
2016	Jan	Feb	Mar	April	May	Jun	Jul	Aug	Sept	Oct	Nov	Dec	Average	
CDC1	200	199											200	399
CDC2	156	163											160	319
CDC3	168	175											172	343
CDC4	152	213											183	365
CDC5	176	205											191	381
CDC6	195	148											172	343
CDC7	164	181											173	345
194TH	236	224											230	460
195TH	156	247											202	403
203RD	198	183											191	381
204TH	174	229											202	403
265TH	183	238											211	421
282ND	118	197											158	315
283RD	144	210											177	354
291ST	183	208											196	391
292ND	186	148											167	334
363RD	170	195											183	365
Avg	174	198	0	0	0	0	0	0	0	0	0	0	186	
TOTAL DISPOSTIONS	2959	3363	0	0	0	0	0	0	0	0	0	0	3161	6,322

Average Jail Pop Totals for Pending Dispos by Rank

	Burns	Adams	Lewis	Collins	Thompson	Howard	Frizell	White	Tinsley	Hawthorne	Kemp	Bennett	Davis	Magnis	Mitchell	Birmingham	Holmes
02/15 AVG	167	192	190	183	210	246	242	271	201	196	202	249	235	264	225	259	219
ranking	1	4	3	2	8	13	12	17	6	5	7	14	11	16	10	15	9
	Burns	Adams	Lewis	Collins	Thompson	Howard	Frizell	White	Tinsley	Hawthorne	Kemp	Bennett	Davis	Magnis	Mitchell	Birmingham	Holmes
03/15 AVG	164	176	187	179	204	248	245	387	197	199	190	244	242	261	233	247	219
ranking	1	2	4	3	8	15	13	17	6	7	5	12	11	16	10	14	9
	Burns	Adams	Lewis	Collins	Thompson	Howard	Frizell	White	Tinsley	Hawthorne	Kemp	Bennett	Davis	Magnis	Mitchell	Birmingham	Holmes
04/15 AVG	143	151	161	158	171	213	211	230	181	193	161	193	195	215	207	221	197
ranking	1	2	T-4	3	6	14	13	17	7	T-8	T-4	T-8	11	15	12	16	10
	Burns	Adams	Lewis	Collins	Thompson	Howard	Frizell	White	Tinsley	Hawthorne	Kemp	Bennett	Davis	Magnis	Mitchell	Birmingham	Holmes
05/15 AVG	171	168	187	190	207	240	217	263	207	204	165	239	223	226	210	236	235
ranking	3	2	4	5	T-7	16	10	17	T-7	6	1	15	11	12	9	14	13
	Burns	Adams	Lewis	Collins	Thompson	Howard	Frizell	White	Tinsley	Hawthorne	Kemp	Bennett	Davis	Magnis	Mitchell	Birmingham	Holmes
06/15 AVG	171	168	187	190	207	240	217	263	207	204	165	239	223	226	210	236	235
ranking	2	T-3	5	T-3	T-8	16	7	17	T-8	6	1	T-12	15	11	10	14	T-12
	Burns	Adams	Lewis	Collins	Thompson	Howard	Frizell	White	Tinsley	Hawthorne	Kemp	Bennett	Davis	Magnis	Mitchell	Birmingham	Holmes
07/15 AVG	160	184	177	170	199	238	204	238	201	197	150	218	218	237	216	221	196
ranking	2	5	4	3	8	T-16	10	T-16	9	7	1	T-12	T-12	15	11	14	6
	Burns	Adams	Lewis	Collins	Thompson	Howard	Frizell	White	Tinsley	Hawthorne	Kemp	Bennett	Davis	Magnis	Mitchell	Birmingham	Holmes
08/15 AVG	162	191	189	173	204	222	205	247	196	201	154	208	213	227	214	196	210
ranking	2	5	4	3	9	15	10	17	T-6	8	1	11	13	16	14	T-6	12
	Burns	Adams	Lewis	Collins	Thompson	Howard	Frizell	White	Tinsley	Hawthorne	Kemp	Bennett	Davis	Magnis	Mitchell	Birmingham	Holmes
09/15 AVG	162	183	187	173	214	221	202	247	196	199	161	193	208	238	217	195	201
ranking	2	4	5	3	13	15	10	17	8	9	1	11	12	16	14	7	12
	Burns	Adams	Lewis	Collins	Thompson	Howard	Frizell	White	Tinsley	Hawthorne	Kemp	Bennett	Davis	Magnis	Mitchell	Birmingham	Holmes
10/15 AVG	162	183	187	173	214	221	202	247	196	199	161	193	208	238	217	195	201
ranking	2	5	4	3	15	14	13	16	T-9	6	1	T-9	T-9	16	14	7	12
	Burns	Adams	Lewis	Collins	Thompson	Howard	Frizell	White	Tinsley	Hawthorne	Kemp	Bennett	Davis	Magnis	Mitchell	Birmingham	Holmes
11/15 AVG	162	177	178	161	206	208	212	225	184	183	152	183	189	218	198	181	209
ranking	2	5	4	3	15	14	13	16	T-9	6	1	T-9	T-9	16	14	7	12
	Burns	Adams	Lewis	Collins	Thompson	Howard	Frizell	White	Tinsley	Hawthorne	Kemp	Bennett	Davis	Magnis	Mitchell	Birmingham	Holmes
12/15 AVG	163	166	178	165	201	218	204	233	185	193	137	174	186	205	198	171	179
ranking	2	4	7	3	14	16	15	17	10	12	1	6	11	16	13	5	9
	Burns	Adams	Lewis	Collins	Thompson	Howard	Frizell	White	Tinsley	Hawthorne	Kemp	Bennett	Davis	Magnis	Mitchell	Birmingham	Holmes
01/16 AVG	151	175	178	187	208	219	218	241	211	204	148	174	212	205	201	174	179
ranking	2	4	5	8	11	15	14	17	12	9	1	6	11	13	10	3	6
	Burns	Adams	Lewis	Collins	Thompson	Howard	Frizell	White	Tinsley	Hawthorne	Kemp	Bennett	Davis	Magnis	Mitchell	Birmingham	Holmes
02/16 AVG	136	175	178	169	196	212	220	239	200	191	144	179	224	232	213	180	179
ranking	1	4	5	3	10	12	14	17	11	9	2	T-6	15	16	13	8	T-6

Average Jail Pop Totals for Pending Dispos by Court

02/01/16-02/29/16

DATE	CDC 1	CDC 2	CDC 3	CDC 4	CDC 5	CDC 6	CDC 7	194	195	203	204	265	282	283	291	292	363	Total
JUDGE	BURNS	ADAMS	LEWIS	COLLINS	THOMPSON	HOWARD	FRIZELL	WHITE	TINSLEY	HAWTHORNE	KEMP	BENNETT	DAVIS	MAGNIS	MITCHELL	BIRMINGHAM	HOLMES	
02/01/16	140	181	201	185	205	213	217	237	219	190	148	176	221	246	209	178	191	3357
02/02/16	141	175	202	188	201	218	218	238	217	192	148	177	222	251	207	183	198	3376
02/03/16	142	176	205	182	200	212	228	240	213	194	145	175	223	255	207	185	194	3376
02/04/16	139	175	206	177	197	212	225	238	211	194	145	176	224	257	202	186	191	3355
02/05/16	134	174	202	173	191	207	220	227	207	191	144	173	225	257	196	182	181	3284
02/08/16	139	177	204	181	185	217	219	232	206	191	142	176	228	252	205	179	184	3317
02/09/16	144	177	207	179	186	221	222	233	205	188	145	177	225	252	209	181	185	3336
02/10/16	144	179	209	179	187	217	223	237	206	189	141	176	223	253	211	183	186	3343
02/11/16	145	182	207	171	191	217	222	240	205	186	142	180	224	232	212	185	185	3326
02/12/16	137	186	203	167	195	223	225	242	203	185	138	183	223	228	213	186	180	3317
02/15/16	130	186	201	161	200	216	221	238	205	181	134	179	223	228	216	178	186	3283
02/16/16	128	184	201	157	201	210	218	245	202	187	135	180	221	221	214	178	183	3265
02/17/16	132	184	197	157	201	210	223	240	195	188	137	181	218	218	216	178	181	3256
02/18/16	127	178	194	160	201	211	220	239	198	191	140	181	224	215	216	179	183	3257
02/19/16	130	173	193	161	203	212	222	239	199	196	144	186	227	213	217	179	184	3278
02/22/16	129	168	187	161	203	208	220	242	194	197	150	183	228	209	219	174	177	3249
02/23/16	130	165	188	160	201	210	220	243	187	190	151	183	227	213	223	175	174	3240
02/24/16	134	163	189	158	201	205	217	240	188	198	151	186	228	217	220	178	176	3249
02/25/16	136	162	186	163	194	202	217	241	181	192	148	182	228	217	221	178	177	3225
02/26/16	133	164	189	165	188	205	214	240	184	193	152	176	225	219	218	181	185	3231
02/29/16	134	162	192	166	188	210	217	242	180	192	148	176	225	222	214	183	187	3238
FEB.AVG	136	175	178	169	196	212	220	239	200	191	144	179	224	232	213	180	179	3108
		↓	↓		↓	↓	↓	↓	↓	↓		↓	↓	↑	↑	↑	↓	
ranking	1	4	5	3	10	12	14	17	11	9	2	T-6	15	16	13	8	T-6	

Defendants in jail pending lab analysis						
Date	DEA	DPS	Tarrant	SWIFS	Total	Total over 30 days
01/06/14	0	18	0	43	61	3
02/11/14	1	37	0	80	118	16
03/07/14	3	55	4	92	154	25
04/08/14	3	82	0	97	182	35
05/12/14	1	35	5	61	102	18
06/09/14	0	51	6	78	135	32
07/03/14	2	26	8	43	79	14
08/11/14	5	54	1	59	119	23
09/10/14	5	46	0	39	93	1
10/10/14	3	56	1	62	122	0
11/11/14	6	56	6	65	133	0
12/09/14	6	60	0	36	102	0
01/09/15	4	67	3	23	97	0
02/06/15	3	52	15	28	98	0
03/06/15	4	90	20	21	135	0
04/06/15	0	52	20	41	113	0
05/06/15	2	65	15	41	123	0
06/05/15	4	51	16	18	89	0
07/06/15	3	78	8	28	117	0
08/10/15	1	65	17	27	110	0
09/04/15	2	53	40	50	110	0
10/10/15	2	51	36	45	134	0
11/06/15	0	61	21	41	123	1
12/06/15	0	71	31	44	135	0
01/11/16	1	70	32	40	143	0
02/05/16	0	79	33	37	149	0
03/04/16	0	67	30	39	136	0

PRETRIAL RELEASE SERVICES MONTHLY REPORT

	MAR 15	APRIL 15	MAY 15	JUN 15	JUL 15	Aug 15	SEPT 15	OCT 15	NOV 15	DEC 15	JAN 16	FEB 16	12mo AVG
AVG BOOKINS per day	193	220	190	195	205	252	190	184	168	164	188	210	197
Interviews	365	319	263	290	287	283	276	237	217	212	205	248	267
Cr. History reviewed	507	469	419	412	483	517	599	450	370	512	440	567	479
Bonds written	216	209	171	188	216	161	160	158	139	122	126	146	168
AVG BONDS per day	9.8	9.5	8.7	8.8	9.8	7.8	8.1	7	7.4	6.4	6.3	6.8	8.03
Bonds (collected)	169	163	130	143	163	107	137	130	130	90	98	114	131
Bonds (waived)	47	36	41	45	53	30	33	42	37	26	37	34	38
Bonds TOTAL	216	209	171	188	216	137	170	172	167	116	135	148	170
FEES (collected)	\$5,515	\$5,470	\$4,070	\$5,090	\$5,450	\$4,125	\$4,455	\$4,180	\$3,315	\$2,900	\$3,740	\$4,025	\$4,361
FEES (waived)	\$1,535	\$1,370	\$1,650	\$1,565	\$2,415	\$1,190	\$1,205	\$1,260	\$1,585	\$945	\$885	\$985	\$1,383
FEES TOTAL	\$7,050	\$6,840	\$5,720	\$6,655	\$7,865	\$5,315	\$5,660	\$5,440	\$4,900	\$3,845	\$4,625	\$5,010	\$5,744

AVERAGES - LATEST HISTORICAL STATISTICAL DATA	
	BKIN AVG
2008 AVERAGE	271
2009 AVERAGE	264
2010 AVERAGE	257
2011 AVERAGE	238
2012 AVERAGE	231
2013 AVERAGE	222
2014 AVERAGE	204
2015 AVERAGE	195
Jan-16	188
Feb-16	210
2016 AVERAGE	199

PRETRIAL RELEASE SERVICES ~ YEARLY AVERAGES			
	PTR Bond	Jail Pop	Bkin Avg
2007	14	6288	249
2008	13	6125	271
2009	11	6165	264
2010	10	6818	257
2011	9	6430	238
2012	9	6310	231
2013	11	6015	222
2014	10	6144	204
2015	9	5685	195

**Dallas County Department of Criminal Justice
Bond Supervision Unit for Alcohol Monitoring
Statistical Summary Report**

Month/Year	Total Supervised Cases Start Of Month	Bond Orders In Process	New Bond Orders Received	Successful Completions	Unsuccessful Completions	Violations Submitted to Court	Orientations Completed	Verified Installations	Total Supervised Cases End of Month	Supervision Fees Collected
Sep. 12	892	174	105	74	0	89	115	70	913	\$ 7,257.75
Oct. 12	913	198	121	123	3	90	110	79	910	\$ 7,938.50
Nov. 12	910	153	82	55	0	59	74	35	864	\$ 7,051.00
Dec. 12	864	172	89	62	0	70	79	51	935	\$ 6,227.50
Jan. 13	935	189	112	157	5	108	116	64	913	\$ 8,872.75
Feb. 13	913	197	111	142	30	73	113	68	874	\$ 8,098.25
Mar. 13	874	208	120	67	18	77	116	79	892	\$ 8,257.00
Apr. 13	892	227	129	80	4	80	127	79	938	\$ 8,579.75
May 13	938	218	120	100	28	105	105	101	929	\$ 8,733.00
Jun. 13	929	235	132	77	14	88	120	77	963	\$ 9,153.25
Jul. 13	963	408	137	85	7	115	131	73	1004	\$ 9,441.75
Aug. 13	1004	376	162	104	24	170	147	99	1092	\$ 9,955.25
Sep. 13	1092	323	129	96	4	114	135	84	1123	\$ 10,206.75
Oct. 13	1123	390	189	142	7	135	174	94	1199	\$ 11,570.25
Nov. 13	1199	402	111	87	4	69	117	51	1201	\$ 10,984.75
Dec. 13	1201	385	103	67	10	119	98	58	1219	\$ 10,193.25
Jan. 14	1219	407	184	90	9	114	96	79	1290	\$ 11,598.80
Feb. 14	1290	379	105	128	27	120	94	94	1227	\$ 12,934.25
Mar. 14	1227	358	117	125	5	113	119	63	1211	\$ 10,932.00
Apr. 14	1211	326	85	110	4	132	104	116	1205	\$ 11,085.00
May.14	1205	315	110	115	24	180	99	63	1268	\$ 10,813.50
Jun.14	1268	417	116	113	16	168	125	86	1168	\$ 10,636.00
Jul.14	1168	430	(+) 119	(-) 126	(-) 20	185	109	93	(=) 1141	\$ 11,582.50
Aug.14	1141	430	(+) 126	(-) 114	(-) 29	139	107	97	(=) 1124	\$ 10,538.00
Sep-14	1124	354	(+) 143	(-) 93	(-) 13	120	134	103	(=) 1161	\$ 10,771.00
Oct-14	1161	320	(+) 186	(-) 154	(-) 11	132	144	108	(=) 1182	\$ 11,309.00
Nov-14	1182	326	(+) 144	(-) 81	(-) 2	116	92	78	(=) 1243	\$ 11,267.00
Dec-14	1243	403	(+) 140	(-) 106	(-) 10	133	93	104	(=) 1267	\$ 12,237.00
Jan-15	1267	349	(+) 109	(-)113	(-) 1	139	58	100	(=) 1262	\$ 12,164.00
Feb-15	1262	325	(+) 120	(-) 102	(-) 0	110	81	65	(=)1280	\$ 10,672.50
Mar-15	1280	375	(+) 144	(-) 86	(-) 20	147	63	91	(=) 1318	\$ 13,136.50
Apr-15	1318	358	(+) 167	(-) 110	(-) 11	105	111	108	(=) 1364	\$ 13,337.55
May-15	1364	342	(+) 140	(-) 95	(-) 4	116	77	109	(=) 1405	\$ 12,004.00
Jun-15	1405	328	(+) 134	(-)159	(-) 11	139	134	86	(=) 1369	\$ 11,774.00
Jul-15	1369	336	(+) 120	(-)130	(-) 14	106	130	109	(=) 1345	\$ 11,271.00
Aug-15	1345	301	(+) 114	(-)162	(-) 14	112	110	75	(=) 1283	\$ 11,320.05
Sep-15	1283	378	(+) 133	(-)120	(-) 15	116	123	79	(=) 1281	\$ 11,405.50
Oct-15	1281	414	(+) 134	(-)120	(-) 7	120	131	64	(=) 1288	\$ 11,374.63
Nov-15	1288	407	(+) 112	(-)105	(-) 3	89	113	92	(=) 1292	\$ 10,976.50
Dec-15	1292	410	(+) 123	(-)101	(-) 1	93	102	71	(=) 1313	\$ 11,203.13
Jan-16	1313	401	(+) 103	(-)117	(-) 7	95	110	122	(=) 1292	\$ 10,949.87
Feb-16	1292	442	(+) 123	(-)83	(-) 35	81	132	108	(=) 1297	\$ 11,930.00

**Dallas County Department of Criminal Justice/Jail Diversion
Alternative Sentencing Program (ASP) and Bond/Electronic Monitoring Program
Statistical Summary Report**

FEBRUARY 2016

CASELOAD INFORMATION

	02/16 ASP	02/16 Bond	02/16 Ch. Sup	02/16 TOTAL	ASP TOTAL	Bond TOTAL	Ch. Sup TOTAL	Total 9-01-09 - 02-29-16
Beginning Client Count	11	98	0	109	3	3	9(5/13)	15
Total Clients That Started The Program	13	24	0	37	1,535	1,074	89	2,698
Total Cases Closed	18	19	0	37	1,532	974	98	2,604
Closed Successfully	18	9	0	27	1,501	621	74	2,196
Closed Unsuccessfully	0	10	0	10	31	353	24	408
Total Clients at End of Month	6	103	0	109				

PROGRAM DISTRIBUTION FOR CLOSED CASES

	ASP	Bond	Ch. Sup	TOTAL	ASP	Bond	Ch. Sup	TOTAL
Full House Arrest	1	3	0	4	191	75	14	280
House Arrest w/work/school release	17	0	0	17	1,294	0	1	1,295
GPS w/work/school release	0	16	0	16	47	899	83	1,029
MEMS-Alcohol Monitor	3	2	0	5	582	55	0	637

CASELOAD NON-COMPLIANCE INFORMATION

	ASP	Bond	Ch. Sup	TOTAL	ASP	Bond	Ch. Sup	TOTAL
Violation Reports Submitted	0	24	0	24	75	1,211	46	1,332
Unsuccessful Removal from Program	0	10	0	10	31	353	24	408
Failed to Start Program/Warrant Issued	0	0	0	0	12	17	1	30
Interviewed but Rejected for Program	0	0	0	0	3	33	2	38
New Offenses Committed while in Program	0	1	0	1	4	25	5	34

CASELOAD ACTIVITIES

	02/16	TOTAL
Orientation Interviews Conducted	37	2,744
Computer Checks for Warrants & New Offenses	258	4,208
Telephone Contacts with Clients	996	37,273
Telephone Contacts with Non Clients	262	11,082
In Person Contacts with Clients-Office & Field	481	25,695
In Person Contacts with Non Clients-Office and Field	163	4,143

DALLAS COUNTY FUNDS SAVED

	02/16	Total 9-01-09 - 02-29-16
ELM Days Served/Jail Bed Days Saved	3,272	177,376
Cost of Jail Bed Per Day	\$ 69.38	SEE ADDENDUM
TOTAL JAIL BED EXPENSES SAVED	\$227,011.36	\$ 10,613,612.03

**ASP/BOND ELM
Jail Bed Cost Savings Addendum**

Time Period	Cost per Day	Days	Total Cost Saved
9/09	\$55.60	393	\$ 21,850.80
10/09 to 9/10	\$48.49	7,589	\$ 367,990.61
10/10 to 09/11	\$57.49	16,277	\$ 934,212.50
10/11 to 09/12	\$53.13	23,536	\$ 1,250,467.68
10/12 to 09/13	\$56.29	30,368	\$ 1,709,414.72
10/13 to 9/14	\$62.46	41,130	\$ 2,568,979.80
10/14 to 9/15	\$63.11	40,706	\$ 2,568,955.66
10/15 to 2/16	\$69.38	17,377	\$ 1,191,740.26
		Total Days: 177,376	\$10,613,612.03

Time Period	ASP	Bond	Total clients served during month	Total jail bed days saved	County pay clients	Clients who paid something	Clients that didn't pay (not county paid)	Fees collected by Sentinel
10/15	43	115	158	3,613	37	103	18	\$22,207.40
11/15	35	113	148	3,407	25	108	15	\$29,962.00
12/15	25	121	146	3,594	31	98	17	\$30,779.10
1/16	26	120	146	3,491	30	103	13	\$28,830.58
2/16	24	122	146	3,272	27	104	15	\$26,118.00

FY2016 Public Defender's Office Summary Statistics for Misdemeanor Courts February 2015		
Court/Judge	New Cases	Total Dispositions
CCC #1/Patterson (2 PD AVG 200)	192	206
CCC #2/Hayes (1 PD AVG 100)	100	94
CCC #3/Skemp (2 PD AVG 200)	200	180
CCC #4/Mulder (2 PD AVG 200)	100	174
CCC #5/Green (1 PD AVG 100)	100	83
CCC #6/King (1 PD AVG 100)	100	92
CCC #7/Crowder (2 PD AVG 200)	200	161
CCC #8/Yoo (1 PD AVG 100)	99	71
CCC #9/Hoffman (1 PD AVG 100)	106	113
CCC #10/Canás (1 PD AVG 75)	75	90
CCC #11/Kelly (1 PD AVG 75)	59	66
CCCAP #2/Rosenfield (1 PD AVG 100)	100	106
Floater (1 PD AVG 100)	0	0
Y-T-D Totals	1431	1436
Courts are required to assign an average of 100 cases per month to each PD.		

CCC #7: One position in this two PD court was vacant until February 21, 2016.

CCC #10: Court is a family violence court and the numbers in this court are typically low.

CCC #11: Court is a family violence court and the numbers in this court are typically low.

Floater: Position vacant until filled.

FY2016 Public Defender's Office Summary Statistics for Felony Courts February 2015		
Court/Judge	New Cases	Total Dispositions
CDC - Burns (1 PD AVG. 30)	30	34
CDC #2 - Adams (2 PD AVG. 60)	60	51
CDC #3 - G. Lewis (2 PD AVG. 60)	61	55
CDC #4 - Collins (3 PD AVG. 90)	111	107
CDC #5 - Thompson (2 PD AVG. 60)	51	73
CDC #6 - Howard (1 PD AVG. 30)	32	31
CDC #7 - Frizell (2 PD AVG. 60)	60	61
194th - White (2 PD AVG. 60)	76	73
195th - Tinsley (2 PD AVG. 60)	67	90
203rd - Hawthorne (1 PD AVG. 30)	30	24
204th - Kemp (1 PD AVG. 30)	0	0
265th - Bennett (2 PD AVG. 60)	72	70
282nd - Givens (2 PD AVG. 60)	60	72
283rd - Magnis (4 PD AVG. 120)	128	156
291st - Mitchell (2 PD AVG. 60)	67	71
292nd - Birmingham (2 PD AVG. 60)	63	69
363rd - Holmes (2 PD AVG. 60)	38	59
Y-T-D Totals	1006	1096
Courts are required to assign between 30 & 35 cases per month per PD.		

CDC 5: One PD in this two PD court was out on FMLA one week in February.

204th: PD was out the week stats were due. No stats submitted.

363rd: One PD in this two PD court is out on FMLA.

HARRY INGRAM		FY2016 ATLAS STATISTICS										203/HAWTHORNE					
MONTH	BEGINNING # OF PENDING CASES	+NEW CASES RECEIVED THIS MONTH	=TOTAL CASES	TBJ	TBC	PLEAS	REV	GRADUATES	PROBATION MODIFICATIONS	DISMISSALS	OTHERS	TOTAL DISPOSITIONS	ENDING # PENDING CASES **	CURRENT ATLAS PARTICIPANTS	CURRENT PARTICIPANTS IN CUSTODY	FORMER ATLAS PARTICIPANTS	BOND
February	81	2	83	0	0	0	0	3	1	0	1	5	78	28	7	0	21

HARRY INGRAM		FY2016 MISDEMEANOR MENTAL HEALTH COURT STATS										CCCAP1/WADE				
MONTH	BEGINNING # OF PENDING CASES	Rediverts	+NEW CASES RECEIVED THIS MONTH	=TOTAL CASES	TBJ	TBC	PLEAS	DISMISSAL	OTHER	TOTAL DISPOSITIONS	ENDING # PENDING CASES **	CURRENT PARTICIPANTS	NUMBER OF GRADUATES	BOND***		
February	113	0	20	133	0	0	2	9	0	11	122	36	8	36		

February 2015		FY2016 MHPD STATS										
MONTH	BEGINNING # OF PENDING CASES	+NEW CASES RECEIVED THIS MONTH	=TOTAL CASES	TRIALS	PLEAS	COND. DISM.	REVO-CATION	DISMISSALS	INCOMPETENT	REFERRALS	OTHER COUNSEL APPT.	TOTAL CLOSED
R. LENOX	192	35	227	0	0	4	6	8	0	11	11	40
L. TAYLOR	270	22	292	0	5	3	3	2	0	0	0	13

MALCOM HARDEN		FY2016 FELONY COMPETENCY STATISTICS														
MONTH	BEGINNING # OF CASES	NEW CASES THIS MONTH	TBJ	TBC	Alt. Trial Dispos.	PLEAS	REVO-CATIONS	DISMISSALS	PROBATION	COMP. HRG.	EXTENSIONS	CIVIL COMMIT.	MHMR REFERRAL	CONSULTS	OTHER	ENDING # OF PEOPLE IN OCR
February	65	6	0	0	0	0	0	0	0	9	3	0	0	0	0	12

MALCOM HARDEN		FY2016 MISDEMEANOR COMPETENCY STATISTICS														
MONTH	BEGINNING # OF CASES	NEW CASES THIS MONTH	TBJ	TBC	Alt. Trial Dispos.	PLEAS	REVO-CATIONS	DISMISSALS	PROBATION	COMP. HRG.	EXTENSIONS	CIVIL COMMIT.	MHMR REFERRAL	CONSULTS	OTHER	ENDING # OF PEOPLE IN OCR
February	15	65	0	0	0	2	0	13	0	20	2	3	0	0	8	25

February 2015		MI Court												
MONTH	TOTAL NEW CASES RECEIVED	NEW CLIENTS AT GREEN OAKS	NEW CLIENTS AT MEDICAL CENTER MCKINNEY	NEW CLIENTS AT PARKLAND	NEW CLIENTS AT DALLAS BEHAVIORAL HEALTH	NEW CLIENTS AT HICKORY TRAILS	NEW CLIENTS AT ZALE LIPSHY	NEW CLIENTS AT SUNDANCE BEHAVIORAL HEALTHCARE	NEW CLIENTS AT OCEANS BEHAVIORAL HOSPITAL	PROBABLE CAUSE HEARINGS HELD	NO CONTEST COMMIT	CONTESTED COMMIT	FORCED MEDS HEARING IN COURT	
L. ROBERTS	246	244	0	0	0	0	0	2	0	8	0	9	9	
L. TAYLOR	27	0	0	13	3	5	6	0	0	1	0	2	2	
J. LEA	25	0	0	8	5	6	4	0	0	2	0	0	0	

RANDA BLACK		MI COURT						
MONTH	NEW CLIENTS	PROBABLE CAUSE HEARINGS HELD	NO CONTEST COMMIT TO TSH	CONTESTED COMMIT TO TSH	RECOMMENDATIONS	MEDICATION HEARINGS	OUTPATIENT	JURY TRIAL
February	65	6	1	17	4	16	1	0

ATRS

03-11-16

Efficiency of the Evaluation Process

The average lag time of the clinical evaluations during the month of February was 5.9 days with a range of 0-14.

Productivity (Screens & Evaluations)

Week	Screens	Evaluations
12/07/15	35	49
12/14/15	47	56
12/21/15	4	14
12/28/15	3	15
01/04/16	50	38
01/11/16	51	48
01/18/16	42	46
01/25/16	34	52
02/01/16	40	49
02/08/16	43	40
02/15/16	69	50
02/22/16	60	59
Averages	39.83	43

CSCD Residential Placements

CURRENT FACILITY CENSUS – 03/08/16:

11 JTC MALE beds available – 36 waiting, admitting 15 today 03/08
6 JTC FEMALE beds available – 16 waiting, admitting 10 today 03/08

8 DDC MALE beds available – 2 waiting, tentatively admitting 2 next week
0 DDC FEMALE beds available – 13 waiting, tentatively admitting 0 next week

33 RELAPSE MALE beds available – 1 waiting, tentatively admitting 1 next week

JTC CENSUS: 229 (155 males, 74 females)

DDC CENSUS: 52 (22 males, 30 females)

RELAPSE CENSUS: 11 males

TOTAL CENSUS: 292

Community Residential

Homeward Bound (2/17)

Census: 5 (+2 state wide program)

Waiting: 7 (including statewide)

Nexus Recovery Center (3/4)

Census: 6

Waiting: 1 (including PPWC)

The Salvation Army (3/7)

Census: 7

Waiting: 1

Out of County Residential Placements

(extension of JTC beds)-We have no probationers at out of county facilities

Jail Competency Stats 2016

	Jan	Feb	March	April	May	June	July	Aug	Sept	Oct	Nov	Dec	Totals
Active													
New Evals - Incompetent	46	64											110
Waiting for the hospital - End of month	72	86	0	0	0	0	0	58	0	0	0	0	
Less than 30 days	22	45											
30 to 60 days	31	15											
Greater than 60 days	19	26											
Returned to jail from the hospital	12	21	0	0	0	0	0	0	0	0	0	0	33
Felony	10	18											
Average length of stay (days)	359	119											
Misdemeanor	2	3											
Average length of stay (days)	80	89											
Previous return legal case pending	21	23	0	0	0	0	0	0	0	0	0	0	44
Less than 30 days	0	0											
1 to 3 months	9	12											
3 to 6 months	8	7											
> 6 months	4	4											
Closed													
New Evals - Competent	31	45											76
Admitted to the state hospital	24	30	0	0	0	0	0	0	0	0	0	0	54
Felony	14	23											
Average wait for a hospital bed (days)	74	85											
Misdemeanor	10	7											
Average wait for a hospital bed (days)	71	60											
Hospital Return Legal Case Resolved	17	13	0	0	0	0	0	0	0	0	0	0	30
Less than 30 days	7	7											
1 to 3 months	9	4											
3 to 6 months	0	1											
> 6 months	1	1											
Case dismissed at the hospital	5	5	0	0	0	0	0	0	0	0	0	0	10
Felony	0	0											
Misdemeanor	5	5											

Monthly NorthSTAR Intakes

Month-Year	Total inmates booked into the jail with a NorthStar match	Book in Totals for the month	% of people with a NorthStar match booked into the jail
2007 Total	6501	93413	7%
2008 Total	8200	99580	8%
2009 Total	10636	98407	11%
2010 Total	12994	96245	14%
2011 Total	15810	90429	17%
2012 Total	17036	83524	20%
2013 Total	17762	81010	22%
2014 Total	16919	73168	23%
Jan-15	1433	5941	24%
Feb-15	1228	5164	24%
Mar-15	1546	5979	26%
Apr-15	1587	6350	25%
May-15	1505	5901	26%
Jun-15	1440	5848	25%
Jul-15	1537	6357	24%
Aug-15	1480	6103	24%
Sep-15	1360	5697	24%
Oct-15	1391	5713	24%
Nov-15	1194	5042	24%
Dec-15	1297	5090	25%
2015 Total	16998	69185	25%
Jan-16	1436	5839	25%
Feb-16	1594	6056	26%
2016 Total	3030	11895	25%

Multi-Bookin NorthSTAR Tracking

2016	# Times Booked In	# Unique Clients
	Bookins 7	1
	Bookins 6	2
	Bookins 5	9
	Bookins 4	10
	Bookins 3	32
	Bookins 2	221
	Bookins 1	2619
Total		2894
As of 3/4/16		