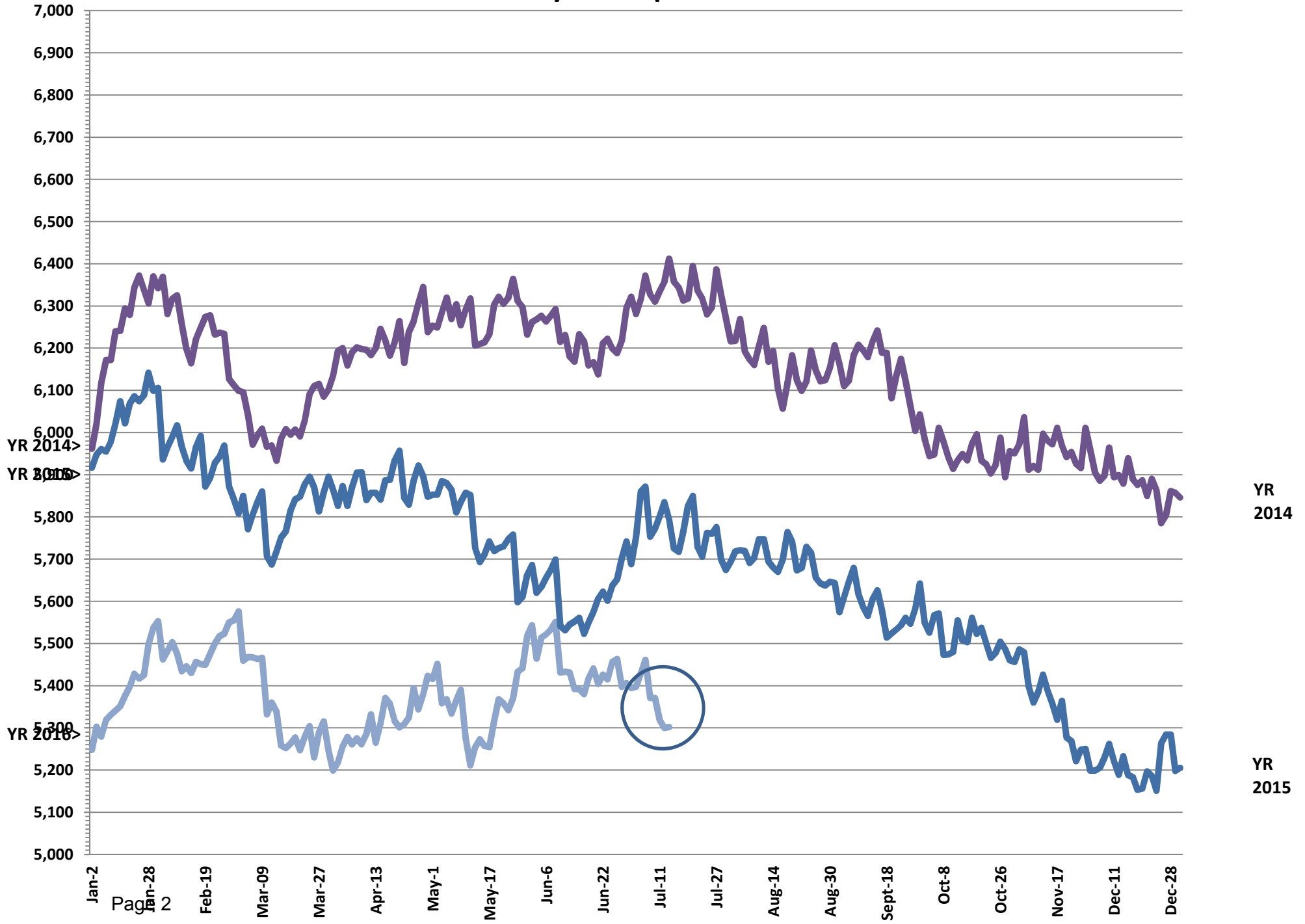


**Jail Population Committee Meeting**  
**July 15, 2016 at 10:00 am**  
**FCCB, 1<sup>st</sup> floor, Room A5**

**AGENDA**

1. **Jail Population** – Snapshot 07/13/16 - 5,302
2. Jail Population **monthly averages & graphs/charts** (pages 2 thru 7)
  - 06/16: 5,438 (+97)
  - 05/16: 5,341 (+35)
  - 04/16: 5,306 (-31)
3. JUNE highlights: **High**:6/08 **5,551** & **Low**:6/17 of **5,360** Range of **191**
4. Book-in avgs. : June 197; May 194; Apr; 201 Mar- 187; Feb- 219; Jan- 188
5. DEWR bucket comparison & addendum (page 8&9)
6. DEWR bucket monthly averages (page 10)
7. Release totals by category & addendum (page 11&12)
8. Average length of stay based on released reason & addendum (page 13&14)
- A. Jail Population Management**
  1. Community Response Team/ (SJU) (page15)
  2. TDC Desk Activity Reports (page 16)
  3. Waivers by Court and by Month (page 17)
  4. Grand Jury Processing
  5. Felony Courts monthly dispositions & Pending Dispo by Court (page 18 &19)
  6. Average Jail Pop Totals for Pending Disp. By Court (page 20)
  7. DA's cases pending lab analysis (page 21)
  8. Misdemeanor Courts' initiative (Page 22)
  9. Discussion items:
10. Special Programs holds: There are 277 inmates waiting for special programs.  
Wilmer 114, ISF 74, RTC 20, and 7 for Mental Health
11. Pre-Trial Release monthly statistics (page 23)
12. Bond Supervision Unit monthly report (page 24)
13. Alternative Sentencing Program stats (page 25&26)
- B. Public Defender's Office Activities**
  1. Monthly Court Stats (page 27)
  2. Mental Health Stats (page 28)
- C. CSCD Updates**
  - ATR STATS (page 29&30)
- Mental Health**
  1. Outpatient Competency cases & State hospital monthly admissions (page 31)
  2. Mental Health Jail Diversion activities
  3. Monthly North STAR Intakes (page 32)

# Dallas County Jail Population 2014 - 2016

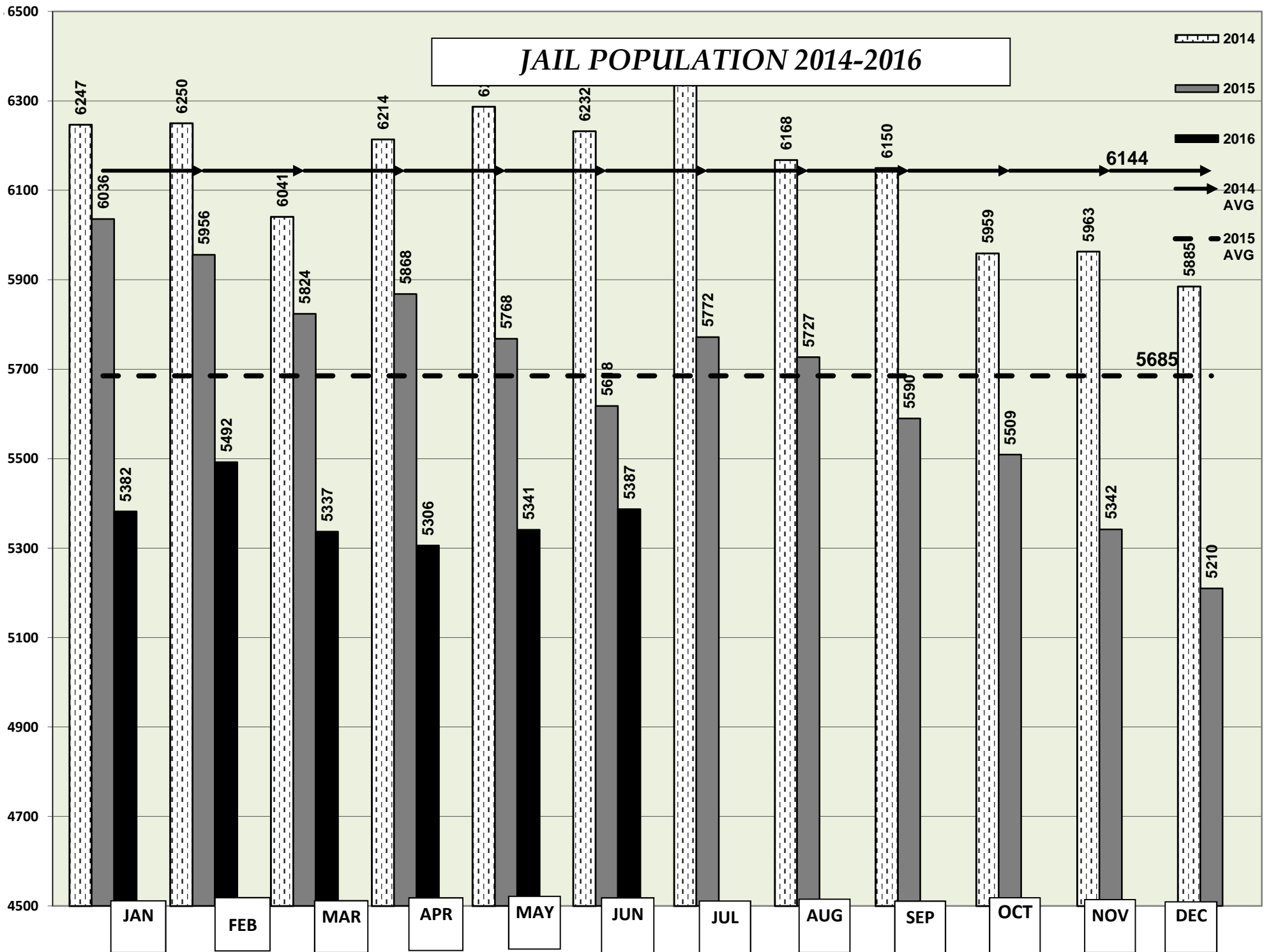


**Dallas County Jail Population Bookins 3-year statistical summary**

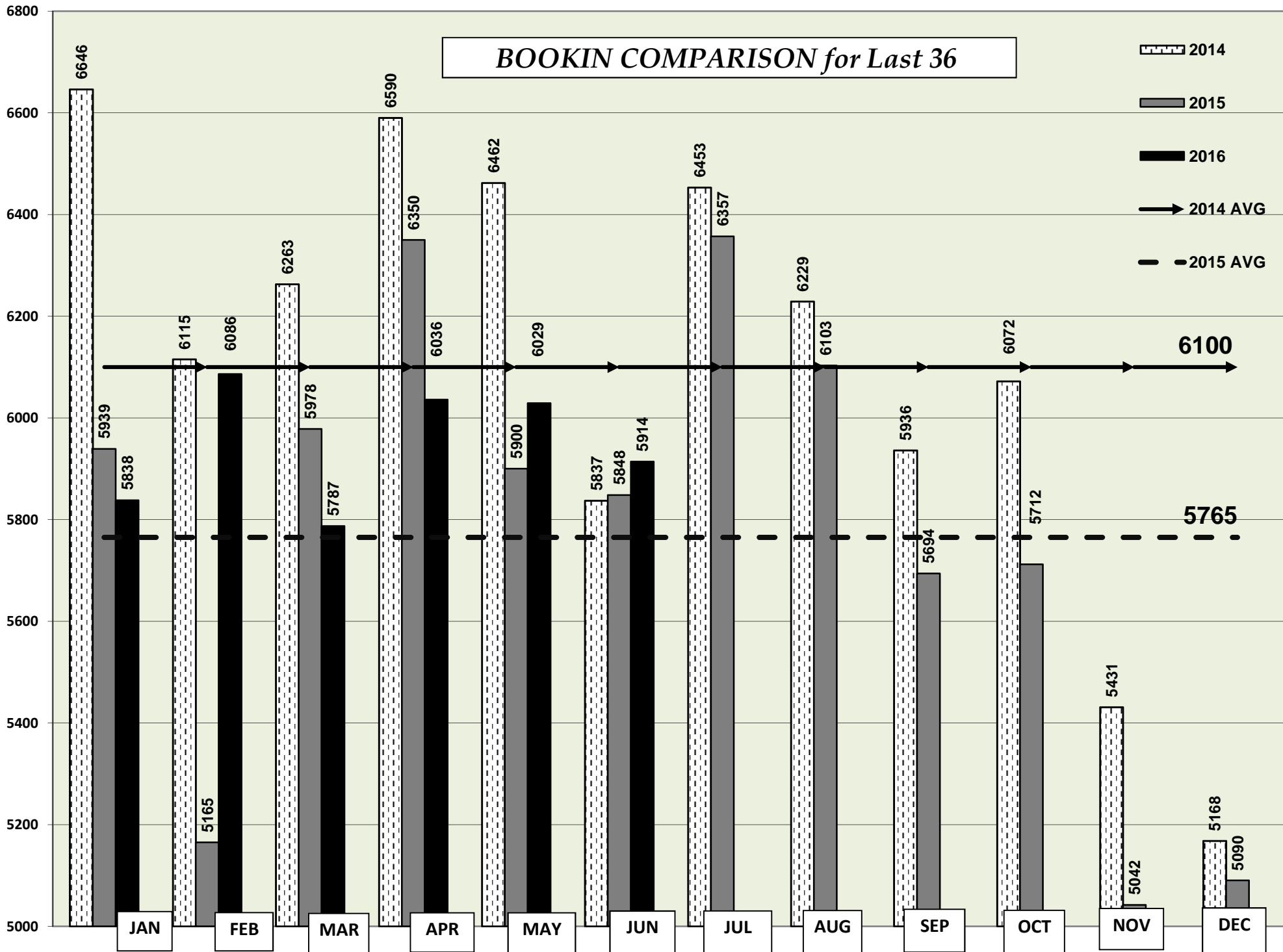
<b>JAIL POPULATION monthly averages</b>					
<b>2014</b>	Jail Pop AVG	<b>2015</b>	Jail Pop AVG	<b>2016</b>	Jail Pop AVG
<b>Jan-14</b>	6247	<b>Jan-15</b>	6036	<b>Jan-16</b>	5382
<b>Feb-14</b>	6250	<b>Feb-15</b>	5956	<b>Feb-16</b>	5492
<b>Mar-14</b>	6041	<b>Mar-15</b>	5824	<b>Mar-16</b>	5337
<b>Apr-14</b>	6214	<b>Apr-15</b>	5868	<b>Apr-16</b>	5306
<b>May-14</b>	6287	<b>May-15</b>	5768	<b>May-16</b>	5341
<b>Jun-14</b>	6232	<b>Jun-15</b>	5618	<b>Jun-16</b>	5438
<b>Jul-14</b>	6336	<b>Jul-15</b>	5772		
<b>Aug-14</b>	6168	<b>Aug-15</b>	5727		
<b>Sep-14</b>	6150	<b>Sep-15</b>	5590		
<b>Oct-14</b>	5959	<b>Oct-15</b>	5509		
<b>Nov-14</b>	5963	<b>Nov-15</b>	5342		
<b>Dec-14</b>	5885	<b>Dec-15</b>	5210		
	<b>6144</b>		<b>5685</b>		<b>5383</b>

<b>BOOKINS monthly totals</b>					
<b>2014</b>	Total bookins	<b>2015</b>	Total bookins	<b>2016</b>	Total bookins
<b>Jan-14</b>	6646	<b>Jan-15</b>	5939	<b>Jan-16</b>	5838
<b>Feb-14</b>	6115	<b>Feb-15</b>	5165	<b>Feb-16</b>	6086
<b>Mar-14</b>	6263	<b>Mar-15</b>	5978	<b>Mar-16</b>	5788
<b>Apr-14</b>	6590	<b>Apr-15</b>	6350	<b>Apr-16</b>	6036
<b>May-14</b>	6462	<b>May-15</b>	5900	<b>May-16</b>	6029
<b>Jun-14</b>	5837	<b>Jun-15</b>	5848	<b>Jun-16</b>	5914
<b>Jul-14</b>	6453	<b>Jul-15</b>	6357		
<b>Aug-14</b>	6229	<b>Aug-15</b>	6103		
<b>Sep-14</b>	5936	<b>Sep-15</b>	5694		
<b>Oct-14</b>	6072	<b>Oct-15</b>	5712		
<b>Nov-14</b>	5431	<b>Nov-15</b>	5042		
<b>Dec-14</b>	5168	<b>Dec-15</b>	5090		
	<b>6100</b>		<b>5765</b>		<b>5949</b>
	<b>73,202</b>		<b>69,178</b>		<b>35,691</b>

# JAIL POPULATION 2014-2016



# BOOKIN COMPARISON for Last 36



**DEWR FOR JUNE 2016**

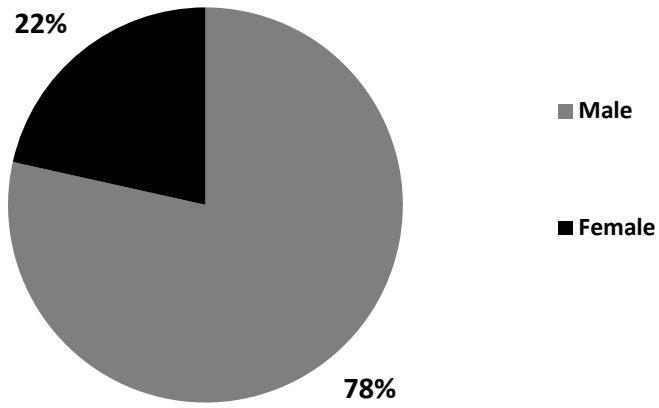
	6/1	6/2	6/3	6/4	6/5	6/6	6/7	6/8	6/9	6/10	6/11	6/12	6/13	6/14	6/15	6/16	6/17	6/18	6/19	6/20	6/21	6/22	6/23	6/24	6/25	6/26	6/27	6/28	6/29	6/30	Avg
A Felony not filed	398	372	360	374	417	437	417	403	407	383	349	365	400	368	347	326	317	291	328	351	337	339	318	326	319	358	378	350	351	329	361
B Felony pend. Grand	587	587	566	555	552	552	566	560	538	537	538	536	534	551	576	566	544	564	561	558	550	560	565	539	522	517	517	527	521	538	549
C Felony not incl. SJF	1856	1862	1877	1872	1873	1874	1885	1893	1883	1880	1885	1885	1885	1895	1893	1915	1921	1919	1920	1922	1916	1902	1900	1925	1939	1941	1939	1940	1937	1948	1903
D SJF pend dispo	368	367	353	345	345	345	338	340	363	363	363	362	363	359	347	349	341	333	333	335	340	341	359	354	353	356	358	349	358	358	351
E PV-Felony	286	263	246	233	243	251	250	234	231	237	235	241	251	259	274	259	248	244	250	258	260	260	267	263	261	276	280	287	284	273	257
F TDC over 10y/appeal	394	337	357	373	373	366	376	387	353	369	387	387	360	315	322	324	339	355	355	355	379	393	336	346	366	366	327	319	327	332	356
G Bench Warrants	47	46	49	51	51	50	48	47	42	41	45	45	45	42	42	43	47	48	48	47	44	43	40	41	43	43	43	40	38	38	45
H TDC<10yr/appeal	19	17	17	18	18	18	18	18	18	18	19	19	19	18	18	18	18	18	18	18	18	18	16	16	16	16	16	15	15	15	17
I Sentd. SJF	69	72	79	86	86	86	92	80	82	90	101	101	101	98	75	78	86	94	94	94	97	80	87	90	94	94	94	91	82	89	88
J SJF on appeal	0	0	0	0	0	0	0	0	0	0	0	0	0	0	0	0	0	0	0	0	0	0	0	0	0	0	0	0	0	0	0
K SJF serv in co jail	72	71	74	73	69	66	66	70	71	74	81	79	77	75	75	77	84	85	78	73	71	71	71	74	79	73	69	69	73	74	74
L Misd. not filed	264	261	255	238	268	269	257	191	207	194	160	175	186	171	195	186	179	184	197	215	205	215	207	200	193	209	226	191	201	177	209
M Misd. filed pend.	248	210	211	203	200	203	209	275	259	219	228	225	226	229	218	204	199	198	199	195	211	211	222	202	188	189	191	226	210	199	214
N Misd-PV	0	0	0	0	0	0	0	0	0	0	0	0	0	0	0	0	0	0	0	0	0	0	0	0	0	0	0	0	0	0	0
O Serv in jail (Cond of Prob)	61	68	75	73	66	63	72	80	79	84	89	78	75	79	78	78	80	80	75	74	74	73	76	81	81	73	68	64	68	71	75
P Serving Co time & fines	60	67	74	85	79	74	79	81	78	81	81	73	66	63	71	76	77	81	68	64	65	63	64	71	75	70	64	65	73	72	72
Q Serv fines/CT cost only	0	0	0	0	0	0	0	0	0	0	0	0	0	0	0	0	0	0	0	0	0	0	0	0	0	0	0	0	0	0	0
R Out of county/state	62	69	58	68	76	86	58	69	71	66	77	79	79	68	78	86	77	91	96	99	56	70	66	68	70	75	79	60	69	78	73
S Parole Violations	245	243	222	235	241	243	245	260	258	236	233	236	240	235	234	234	211	213	214	217	224	232	231	217	209	216	223	218	217	209	230
T SAFPF	161	166	173	180	180	177	179	166	171	174	176	176	172	180	170	178	188	193	193	192	191	193	196	202	202	202	202	208	201	201	185
U Special Programs	153	155	164	174	175	167	158	164	173	174	175	176	167	163	170	175	175	189	188	183	168	171	175	181	182	182	178	176	177	185	173
V Other- Incompetent	90	92	91	91	91	88	89	86	87	91	91	91	88	87	84	84	86	87	87	82	83	81	83	84	85	85	85	82	81	81	86
W US Marshall holds	23	22	25	25	25	25	24	24	24	24	24	24	24	24	25	25	25	26	26	25	26	26	27	28	30	30	29	31	27	27	26
X Contempt-in Jail	14	13	11	11	11	11	11	13	15	14	15	15	16	12	14	14	15	15	15	15	15	16	16	16	16	16	16	17	17	17	14
Y Contempt-Furlough	300	300	300	300	300	300	300	300	300	300	300	300	300	300	300	300	300	300	300	300	300	300	300	300	300	300	300	300	300	300	300
Z PEACE Bond	0	0	0	0	0	0	0	0	0	0	0	0	0	0	0	0	0	0	0	0	0	0	0	0	0	0	0	0	0	0	0
AA TYC hold	0	0	0	0	0	0	0	0	0	0	0	0	0	0	0	0	0	0	0	0	0	0	0	0	0	0	0	0	0	0	0
BB Immigration hold	3	8	8	9	1	1	7	10	4	7	11	3	2	11	11	9	9	3	1	0	7	7	2	10	9	0	3	5	4	3	6
CC Class C Misd. only	27	31	38	25	18	17	26	36	21	20	33	9	12	34	35	39	39	28	15	14	27	22	23	25	28	18	25	31	38	25	26
DD Contract inmates	0	0	0	0	0	0	0	0	0	0	0	0	0	0	0	0	0	0	0	0	0	0	0	0	0	0	0	0	0	0	0
EE US Military hold	0	0	0	0	0	0	0	0	0	0	0	0	0	0	0	0	0	0	0	0	0	0	0	0	0	0	0	0	0	0	0
ZZ Default	36	72	61	67	56	53	63	64	35	47	35	53	43	56	40	52	55	41	59	55	40	39	38	40	55	51	53	36	37	48	49
With Furlough added	5843	5771	5744	5764	5814	5822	5833	5851	5770	5723	5731	5733	5731	5692	5692	5695	5660	5680	5718	5741	5704	5726	5685	5699	5715	5756	5763	5697	5706	5687	5738
Jail Population-Actual	5543	5471	5444	5464	5514	5522	5533	5551	5470	5423	5431	5433	5431	5392	5392	5395	5360	5380	5418	5441	5404	5426	5385	5399	5415	5456	5463	5397	5406	5387	5438

INTAKES	234	229	237	176	138	180	262	206	189	201	106	126	197	245	199	183	222	158	113	224	222	228	201	211	176	156	191	257	211	236	197
RELEASES	234	307	258	135	117	166	220	253	274	226	94	98	176	294	228	211	219	126	99	176	240	210	277	205	134	111	228	270	251	218	202
VARIANCE	0	-78	-21	41	21	14	42	-47	-85	-25	12	28	21	-49	-29	-28	3	32	14	48	-18	18	-76	6	42	45	-37	-13	-40	18	-4.7

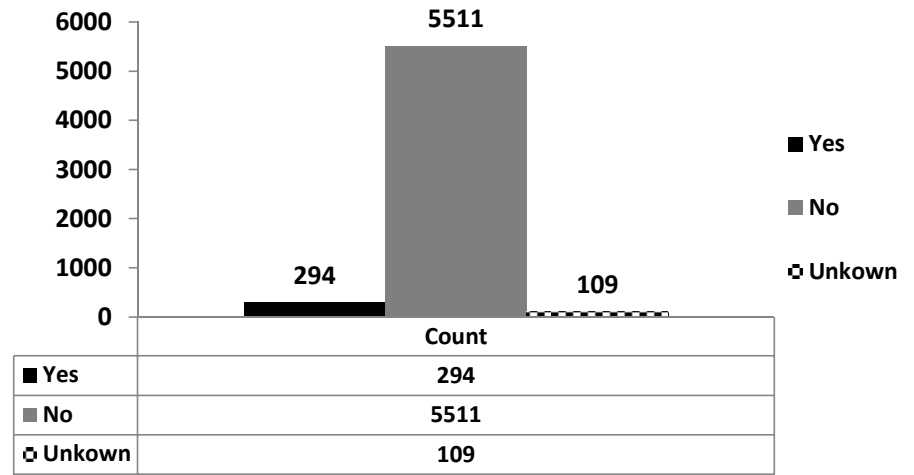
ALS 30      Total Bookins      **5,914**      Total Releases      **6,055**      Total Jail Bed Days      **172,146**      =      \$      **11,943,489**

# JUNE 2016 BOOK-INS SNAPSHOT

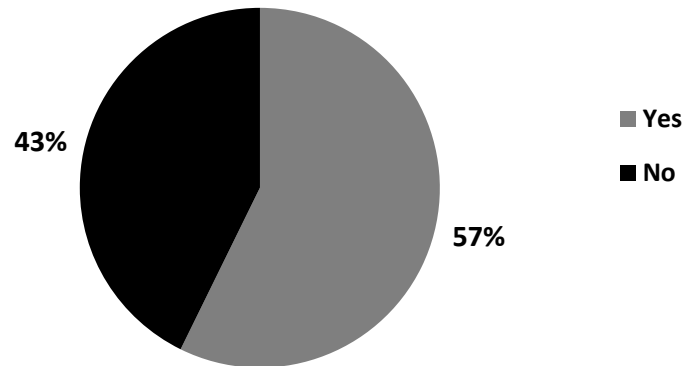
## June 2016 BookIn Gender



## June 2016 BookIn Homelessness



## June 2016 BookIn MH Flagged



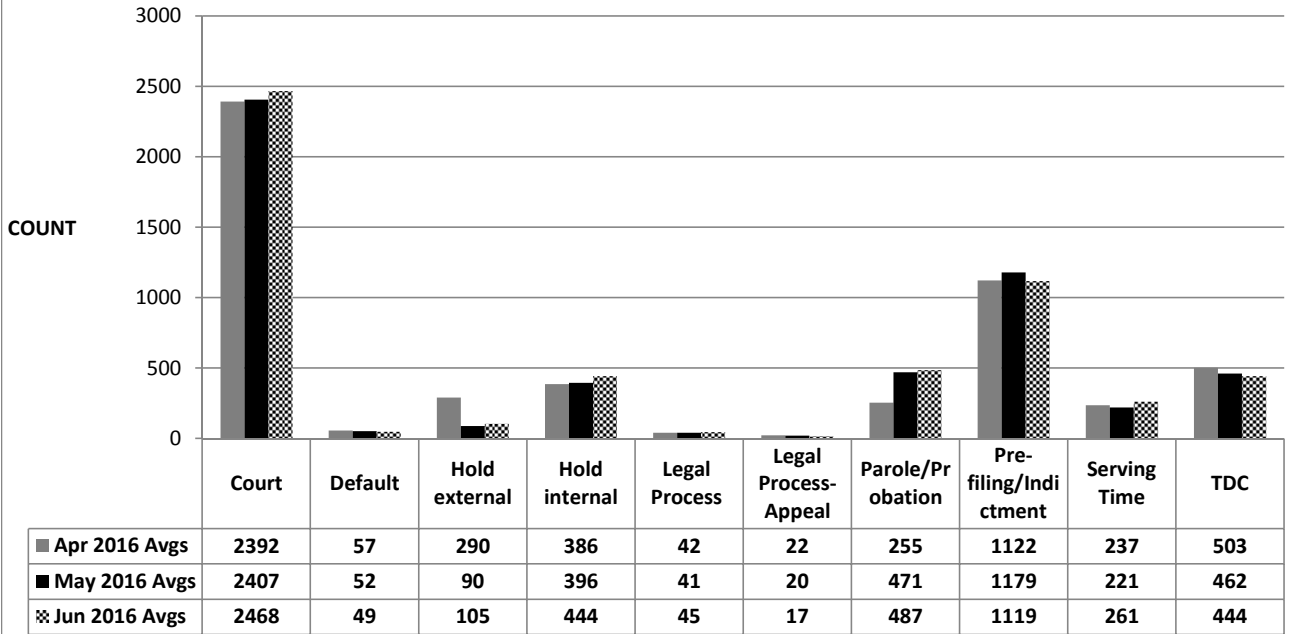
## DEWR BUCKET COMPARISON

BUCKET NAMES	JUN 2015 vs JUN 2016	JUN 15	JUN 16	APR 16	MAY 16	JUN 16	MAY vs JUN
Variance							
<b>SPECIAL FOCUS</b>							
Special Programs	<b>75</b>	98	173	138	152	173	<b>21</b>
Fel.pend excl.SJF	<b>-243</b>	2146	1903	1828	1816	1903	<b>87</b>
State Jail Felony	<b>-76</b>	427	351	376	376	351	<b>-25</b>
Felony pend Grand Jury	<b>-54</b>	603	549	550	592	549	<b>-43</b>
PV-Felony	<b>-11</b>	268	257	255	292	257	<b>-35</b>
<b>TRENDING UP</b>							
Felony Not Filed	<b>77</b>	284	361	358	357	361	<b>4</b>
SAFPF	<b>74</b>	111	185	133	147	185	<b>38</b>
Parole Violator only	<b>49</b>	181	230	194	204	230	<b>26</b>
Serving County Time	<b>25</b>	47	72	66	62	72	<b>10</b>
US Marshal	<b>24</b>	2	26	26	24	26	<b>2</b>
Incompetent	<b>8</b>	78	86	115	97	86	<b>-11</b>
Out of Co/State	<b>7</b>	66	73	64	61	73	<b>12</b>
<b>TRENDING DOWN</b>							
TDC<10yr/appeal	<b>-24</b>	41	17	22	20	17	<b>-3</b>
Sentenced to SJF	<b>-18</b>	106	88	83	90	88	<b>-2</b>
Contempt in Jail	<b>-11</b>	25	14	17	10	14	<b>4</b>
Class C Misd. only	<b>-6</b>	32	26	28	24	26	<b>2</b>
Serv as Cond of Prob.	<b>-2</b>	77	75	62	60	75	<b>15</b>
<b>STABLE</b>							
Misdemeanors pending	<b>8</b>	206	214	188	215	214	<b>-1</b>
SJF-Serv Co.Jail (12.44a)	<b>3</b>	71	74	64	65	74	<b>9</b>
Immigration	<b>-2</b>	8	6	6	5	6	<b>1</b>
Bench Warrants	<b>-1</b>	46	45	42	41	45	<b>4</b>
TYC	<b>0</b>	0	0	0	0	0	<b>0</b>
<b>Jail Population Avg.</b>	<b>-330</b>	<b>5768</b>	<b>5438</b>	<b>5306</b>	<b>5341</b>	<b>5438</b>	<b>97</b>



Past 3 Months of 2016 vs June 2016 Snapshot

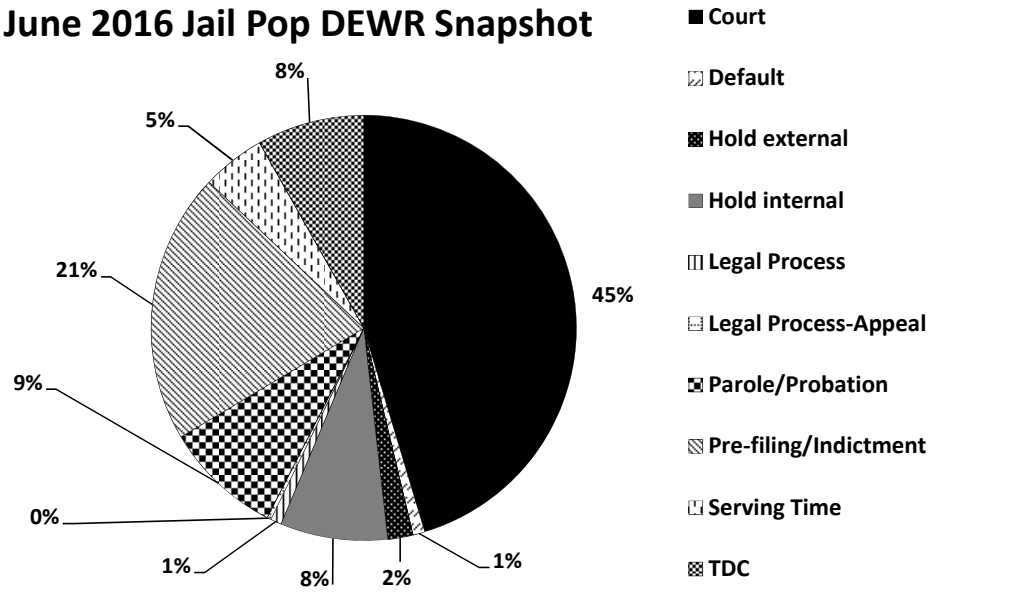
3-MONTH Jail Pop DEWR BUCKET MONTHLY AVG'S COMPARISON



■ Apr 2016 Avgs ■ May 2016 Avgs ⊠ Jun 2016 Avgs

Jail Pop Buckets	Jail Pop Category
Misdnmr filed-pend	Court
Fel.pend excl.SJF	Court
State Jail Fel only	Court
Default	Default
Out of Co/State	Hold external
US Marshal	Hold external
TYC hold	Hold external
Immigration hold	Hold external
Contract	Hold external
US Military	Hold external
SAFPF	Hold internal
Sp.Pgrms	Hold internal
Incompetent	Hold internal
Bench Warrants	Legal Process
TDC <10y/appeal	Legal Process-Appeal
Sentd SJF/appeal	Legal Process-Appeal
Parole Vio.	Parole/Probation
PV-Felony	Parole/Probation
PV-Misdnmr	Parole/Probation
Felony not filed	Pre-filing/Indictment
Felony pend GJ	Pre-filing/Indictment
Misdnmr not filed	Pre-filing/Indictment
SJF-Serv Co Jail	Serving Time
Serv as Con of Prob.	Serving Time
Serv Co time/ fines	Serving Time
Serv fines/ fees only	Serving Time
Cntmpt-in Jail	Serving Time
Class C only	Serving Time
TDC over 10yrs	TDC
Sentenced SJF	TDC

June 2016 Jail Pop DEWR Snapshot



DEWR BUCKET MONTHLY AVERAGES

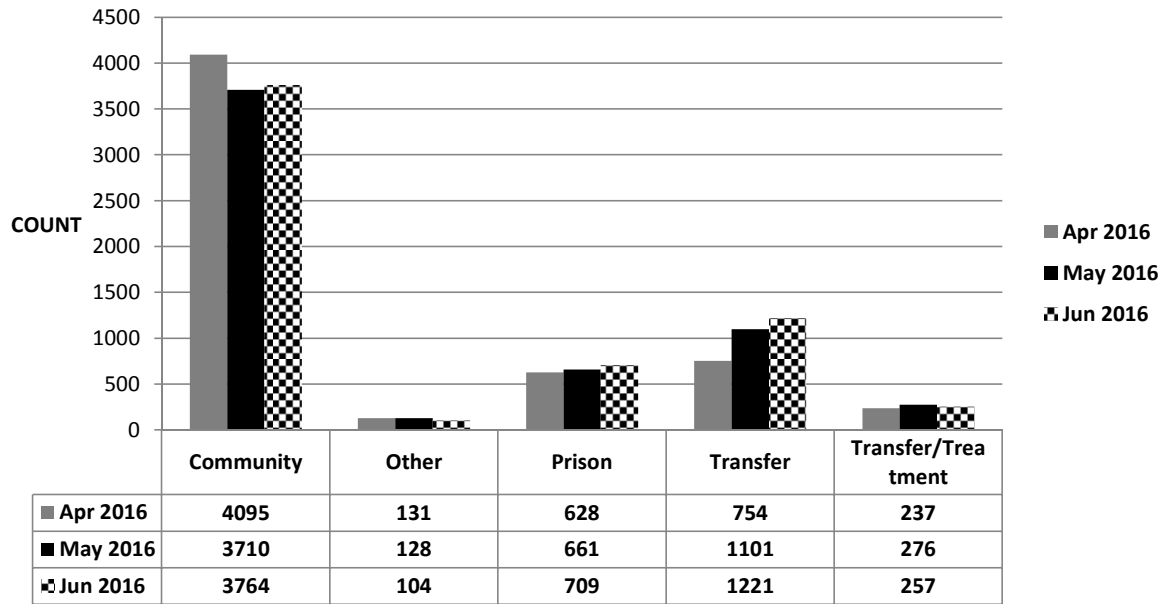
	May 14	Jun 14	Jul 14	Aug 14	Sep 14	Oct 14	Nov 14	Dec 14	Jan 15	Feb 15	Mar 15	Apr 15	May 15	Jun 15	Jul 15	Aug 15	Sep 15	Oct 15	Nov 15	Dec 15	Jan 16	Feb 16	Mar 16	Apr 16	May 16	Jun 16	Avg
Felony not filed	273	259	244	245	245	303	330	340	321	270	270	302	281	284	333	348	329	306	301	334	335	314	292	358	357	361	306
Felony pend GJ	690	734	873	696	611	669	628	542	716	579	555	601	576	603	622	575	556	595	579	551	669	576	508	550	592	549	615
Fel.pend excl.SJF	2294	2278	2257	2379	2428	2355	2355	2384	2355	2388	2368	2263	2233	2146	2092	2146	2151	2079	2024	2000	2005	2005	1965	1828	1816	1903	2,173
State Jail Fel only	508	483	463	507	508	451	471	496	481	497	453	436	470	427	425	430	407	396	375	357	390	394	376	376	376	351	435
PV-Felony	363	358	359	311	357	324	330	302	277	282	311	302	299	268	274	280	276	249	234	230	264	269	251	255	267	257	290
TDC over 10yrs	435	441	462	426	414	410	439	472	482	483	515	527	475	469	483	474	468	507	446	397	337	468	501	420	372	356	449
Bench Warrants	61	59	58	48	43	46	45	50	52	43	41	51	49	46	57	47	43	44	45	43	43	42	43	42	41	45	47
TDC <10y/appeal	41	38	41	43	41	45	46	45	44	46	42	40	40	41	39	40	39	36	29	23	20	27	43	22	20	17	36
Sentenced SJF	128	136	123	123	158	115	106	98	107	129	97	92	94	106	118	104	86	88	115	136	111	103	106	83	90	88	109
Sentd SJF/appeal	3	2	2	2	2	4	6	4	3	3	3	3	3	2	1	2	2	1	0	0	0	0	0	0	0	0	2
SJF-Serv Co Jail	67	51	40	53	63	67	69	61	56	73	66	84	77	71	87	84	71	81	79	62	59	80	71	64	65	74	68
Misdmnr not filed	154	146	168	157	162	145	144	141	168	180	172	199	182	186	205	185	187	180	168	183	189	181	179	214	230	209	177
Misdmnr filed-pend	247	213	237	246	250	206	208	207	202	192	194	194	206	201	191	186	169	158	152	156	180	157	155	188	215	214	197
PV-Misdmnr	0	0	0	0	0	0	0	0	0	0	0	0	0	0	0	0	0	0	0	0	0	0	0	0	0	0	0
Serv as Con of Prob.	70	64	67	70	61	68	75	69	61	73	68	73	72	77	73	74	72	64	64	55	49	58	61	62	60	75	67
Serv Co time/ fines	83	84	82	89	73	65	55	45	43	63	47	49	47	47	52	52	49	49	54	47	54	46	46	66	62	72	58
Serv fines/ fees only	0	0	0	0	0	0	0	0	0	0	0	0	0	0	0	1	0	0	0	0	0	0	0	0	0	0	0
Out of Co/State	65	72	77	65	57	54	55	53	51	60	57	64	65	66	63	59	63	57	60	62	62	61	59	64	61	73	62
Parole Vio.	301	292	284	257	245	216	185	170	176	183	184	183	178	181	236	234	216	199	186	181	182	204	191	194	204	230	211
SAFPF	123	145	138	116	113	107	120	116	135	123	94	105	118	111	131	116	143	143	153	131	128	138	151	133	147	185	129
Sp.Prgms	131	122	120	121	145	141	125	122	125	108	101	96	106	98	109	101	111	115	119	102	106	106	118	138	152	173	120
Incompetent	39	50	45	43	36	40	43	48	49	56	76	86	85	78	63	56	59	65	71	78	87	91	110	115	97	86	67
US Marshal	80	78	76	59	33	17	15	13	12	6	2	1	2	2	2	2	2	3	4	9	24	26	29	26	24	26	22
Cntmpt-in Jail	63	56	42	38	40	42	44	38	42	39	29	26	25	25	24	22	18	20	14	11	11	13	19	17	10	14	29
Furlough	350	350	349	350	349	348	348	348	348	347	329	307	306	306	305	304	304	303	302	302	302	301	301	301	300	300	322
PEACE Bond	0	0	0	0	0	0	0	0	0	0	0	0	0	0	0	0	0	0	0	0	0	0	0	0	0	0	0
TYC hold	0	0	0	0	0	0	0	0	0	0	0	0	0	0	1	0	0	0	0	0	0	0	0	0	0	0	0
Immigration hold	10	9	8	8	11	11	8	6	5	6	7	7	9	8	8	3	3	3	3	2	2	2	3	6	5	6	6
Class C only	22	22	24	23	24	25	22	22	25	25	24	34	33	32	34	32	24	25	25	23	25	43	30	28	24	26	27
Contract	0	0	0	0	0	0	0	0	0	0	0	0	0	0	0	0	0	0	0	0	0	0	0	0	0	0	0
US Military	0	0	0	0	0	0	0	0	0	0	0	0	0	0	0	0	0	0	0	0	0	0	0	0	0	0	0
Default	35	40	46	42	33	32	40	40	48	48	48	50	41	43	49	46	46	45	40	38	48	44	50	57	52	49	44
Furlough added	6637	6582	6685	6518	6499	6308	6310	6233	6384	6303	6153	6175	6074	5924	6078	6002	5893	5811	5644	5511	5663	5793	5638	5607	5641	5738	6,069
Jail Population Actual	6287	6232	6336	6168	6150	5959	5963	5885	6036	5956	5824	5868	5768	5618	5772	5727	5590	5509	5342	5210	5382	5492	5337	5306	5341	5438	5,750
INTAKES	208	195	208	201	198	196	196	167	192	184	193	212	153	195	205	197	190	184	168	168	138	210	187	201	194	197	190
RELEASES	210	192	210	202	205	198	198	173	184	194	192	212	97	194	207	196	193	190	173	173	107	210	197	195	190	202	188
VARIANCE	-2	3	2	-1	-8	2	2	6	-8	-16	1	0	56	1	-2	1	3	6	5	5	31	1	10	6	5	-4.7	4

**MONTHLY RELEASE TOTALS BY CATEGORY**

RELEASE CATEGORY	Jan 15	Feb 15	Mar 15	Apr 15	May 15	Jun 15	Jul 15	Aug 15	Sep 15	Oct 15	Nov 15	Dec 15	Jan 16	Feb 16	Mar 16	Apr 16	May 16	June 16
Deceased	0	0	1	0	1	0	0	0	0	1	0	1	0	1	0	0	0	0
Escaped	0	0	0	0	0	0	0	0	0	1	0	0	0	0	0	0	0	0
Failed to Report	3	1	3	0	2	2	3	1	0	2	0	0	0	1	0	1	0	0
Failed to Return to Work Release	0	0	0	0	0	0	0	0	0	0	0	0	0	0	0	0	0	0
Finding of Facts Release	21	11	19	11	22	10	14	15	19	20	11	8	23	7	11	14	13	9
Judicial Treatment Center/Wilmer	46	50	73	53	55	78	54	69	75	62	66	65	70	85	103	57	71	51
No Billed	6	16	8	7	12	10	12	11	10	8	14	12	10	9	8	10	16	11
Other	118	90	112	123	147	106	171	137	130	124	104	89	102	133	122	130	128	104
Paid Fine	2	0	0	1	0	2	2	0	2	0	0	0	1	0	1	3	3	0
Parole in Absentia or Pre Parole Transfer	2	0	2	5	4	1	1	1	3	1	1	1	1	3	2	0	2	1
Parole Warrant Withdrawn	83	65	72	61	49	51	61	64	65	69	46	57	51	72	74	55	51	61
Posted Cash Bond	235	226	290	251	224	243	244	263	187	232	201	216	215	208	254	215	242	183
Posted Personal Recognizance Bond	138	123	116	128	118	129	121	116	144	108	103	105	106	118	120	108	125	150
Posted Pre-trial Bond	147	102	124	121	105	115	115	94	103	96	78	69	70	75	75	91	85	84
Posted Surety Bond	1041	1020	1101	1054	973	952	1113	1065	1074	1060	933	986	1081	1081	1034	1180	1126	1002
Posted Writ Bond	0	1	1	1	1	0	1	2	3	0	0	2	0	2	1	1	1	1
Released By Order of the Court	112	107	128	102	92	103	103	91	101	119	83	95	97	113	97	101	92	96
Released on Probation	159	144	202	206	170	205	171	191	153	177	174	170	167	212	205	181	186	235
Released per Agency Pick Time Expired	186	160	170	181	174	137	163	180	160	137	173	140	167	146	153	162	157	199
Released per Art 14.06/Magistrate Order	14	14	9	15	37	20	25	9	15	10	14	14	7	12	20	15	12	15
Released per DPD/Class C Only	950	790	931	1159	1093	984	1146	1079	897	888	802	816	963	1385	1042	969	923	929
Released per finding of fact/Dry Writ	21	18	13	17	15	16	13	31	25	13	21	22	27	46	50	29	32	49
Released per Investigating Agency	41	27	35	40	34	49	41	39	48	37	21	23	30	28	25	20	19	44
Released per Teletype	264	324	312	361	311	298	343	352	288	292	248	271	299	320	297	296	287	330
Released to Dallas County Agency	261	264	259	308	287	291	317	286	219	260	198	168	246	264	225	216	208	205
Released to INS/Border Patrol	92	90	109	115	127	105	134	107	89	104	96	99	94	95	137	157	179	196
Released to Investigating Agency	12	20	10	15	12	6	3	5	16	17	8	7	7	8	12	3	6	16
Released to Mental Facility	39	19	35	31	36	39	47	28	37	26	23	22	26	32	28	42	60	42
Released to Military	0	0	0	0	0	0	1	0	1	0	0	1	3	0	1	0	0	0
Released to Out of County Agency	307	318	340	344	357	390	407	354	347	387	321	341	319	334	375	338	365	390
Released to Out of State Agency	28	39	40	40	39	36	38	40	54	28	31	29	46	33	43	40	37	40
Released to Special Program	125	121	134	130	169	153	131	121	134	147	137	141	143	139	148	138	145	164
Released to TDCJ	624	618	625	723	742	594	750	582	652	753	641	627	505	543	780	597	631	682
Released to US Marshal	25	22	17	14	73	22	16	28	16	43	31	33	18	11	30	31	30	27
Removed from furlough	0	1	7	0	0	0	0	0	0	1	0	0	0	1	0	0	0	0
Served Time	602	614	645	729	587	658	649	706	712	645	593	567	574	583	628	640	634	732
Served Time and/or Paid Fine	4	5	11	12	6	6	12	8	3	8	9	1	9	3	4	5	10	7
<b>TOTAL RELEASES</b>	<b>5708</b>	<b>5420</b>	<b>5954</b>	<b>6358</b>	<b>6074</b>	<b>5811</b>	<b>6422</b>	<b>6075</b>	<b>5782</b>	<b>5876</b>	<b>5181</b>	<b>5198</b>	<b>5477</b>	<b>6103</b>	<b>6105</b>	<b>5845</b>	<b>5876</b>	<b>6055</b>

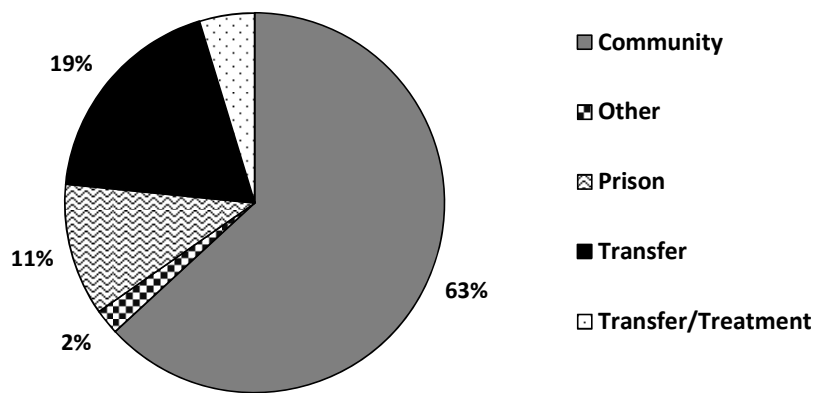
Past 3 Months of 2016 vs June 2016 Release Destination Snapshot

3-MONTH AVG Release Destinations Comparison



Category	Release Destination
Finding of Facts Release	Community
No Billed	Community
Paid Fine	Community
Parole in Absentia or Pre Parole Transfer	Community
Parole Warrant Withdrawn	Community
Posted Cash Bond	Community
Posted Personal Recognizance Bond	Community
Posted Pre-trial Bond	Community
Posted Surety Bond	Community
Posted Writ Bond	Community
Released By Order of the Court	Community
Released on Probation	Community
Released per Agency Pick Time Expired	Community
Released per Art 14.06/Magistrate Order	Community
Released per DPD/Class C Only	Community
Released per finding of fact/Dry Writ	Community
Served Time	Community
Served Time and/or Paid Fine	Community
Deceased	Other
Escaped	Other
Failed to Report	Other
Failed to Return to Work Release	Other
Other	Other
Released to TDCJ	Prison
Released to US Marshal	Prison
Released per Investigating Agency	Transfer
Released per Teletype	Transfer
Released to Dallas County Agency	Transfer
Released to INS/Border Patrol	Transfer
Released to Investigating Agency	Transfer
Released to Military	Transfer
Released to Out of County Agency	Transfer
Released to Out of State Agency	Transfer
Judicial Treatment Center/Wilmer	Transfer/Treatment
Released to Mental Facility	Transfer/Treatment
Released to Special Program	Transfer/Treatment

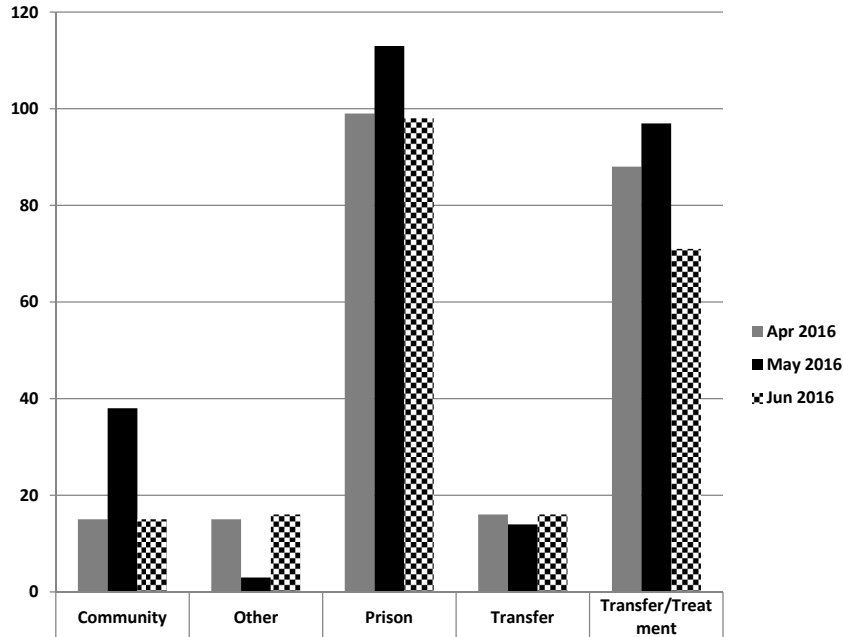
June 2016 Avg Release Destination Snapshot



**AVERAGE LENGTH OF STAY  
IN JAIL BASED ON RELEASE REASON**

<b>RELEASE CATEGORY</b>	<b>2014 Avg</b>	<b>2015 Avg</b>	<b>Jan 2016</b>	<b>Feb 2016</b>	<b>Mar 2016</b>	<b>Apr 2016</b>	<b>May 2016</b>	<b>Jun 2016</b>	<b>2016 Avg</b>
Deceased	9	32	0	5	0	0	0	0	1
Escaped	0	1	0	0	0	0	0	0	0
Failed to Report	7	8	0	10	0	21	0	0	5
Failed to Return to Work Release	0	0	0	0	0	0	0	0	0
Finding of Facts Release	6	8	9	7	8	9	15	8	9
Judicial Treatment Center/Wilmer	81	63	63	48	49	68	70	64	60
No Billed	28	31	45	30	26	34	22	29	31
Other	37	56	73	10	7	66	15	96	45
Paid Fine	1	0	0	0	6	5	1	0	2
Parole in Absentia or Pre Parole Transfer	109	183	133	276	125	0	411	26	162
Parole Warrant Withdrawn	45	43	39	28	32	39	24	38	33
Posted Cash Bond	1	1	1	1	2	0	2	1	1
Posted Personal Recognizance Bond	27	22	22	39	32	18	19	22	25
Posted Pre-trial Bond	2	2	2	2	2	3	2	2	2
Posted Surety Bond	5	5	4	6	5	4	4	3	4
Posted Writ Bond	1	2	0	7	5	1	41	5	10
Released By Order of the Court	23	81	16	28	20	29	20	21	22
Released on Probation	44	52	44	48	46	41	41	43	44
Released per Agency Pick Time Expired	15	15	17	16	12	14	13	21	16
Released per Art 14.06/Magistrate Order	14	27	17	40	17	23	26	12	23
Released per DPD/Class C Only	8	10	9	8	13	14	10	11	11
Released per finding of fact/Dry Writ	6	10	12	8	10	10	10	10	10
Released per Investigating Agency	5	12	7	9	9	7	8	7	8
Released per Teletype	8	9	7	11	8	7	11	10	9
Released to Dallas County Agency	11	12	13	9	10	16	10	13	12
Released to INS/Border Patrol	44	64	56	64	49	41	38	46	49
Released to Investigating Agency	5	6	0	1	1	1	4	10	3
Released to Mental Facility	101	132	124	147	151	126	147	81	129
Released to Military	1	1	6	0	4	0	0	0	2
Released to Out of County Agency	19	21	18	17	16	19	16	19	18
Released to Out of State Agency	23	27	31	21	42	34	25	19	29
Released to Special Program	68	71	66	50	79	69	73	69	68
Released to TDCJ	124	133	130	106	136	117	133	128	125
Released to US Marshal	85	156	53	44	89	81	92	67	71
Removed from furlough	5	247	0	9	0	0	0	0	2
Served Time	22	24	21	27	22	19	20	20	22
Served Time and/or Paid Fine	2	1	0	0	0	0	0	1	0
<b>Avg length stay in-jail for those released in the yr/month</b>	<b>yr/27</b>	<b>yr/41</b>	<b>mon/28</b>	<b>mon/31</b>	<b>mon/28</b>	<b>mon/25</b>	<b>mon/36</b>	<b>mon/24</b>	<b>yr/29</b>
<b>Total Releases for Month/Yr</b>	<b>yr/6103</b>	<b>yr/5822</b>	<b>5477</b>	<b>6103</b>	<b>6105</b>	<b>5845</b>	<b>5876</b>	<b>6055</b>	<b>5910</b>

### 3-Month Total Avgs of Length of Stay in Jail Based on Release Destination



Month	Community	Other	Prison	Transfer	Transfer/Treatment
Apr 2016	15	15	99	16	88
May 2016	38	3	113	14	97
Jun 2016	15	16	98	16	71

Release Category	Length of Stay in Jail based on release reason
Finding of Facts Release	Community
No Billed	Community
Paid Fine	Community
Parole in Absentia or Pre Parole Transfer	Community
Parole Warrant Withdrawn	Community
Posted Cash Bond	Community
Posted Personal Recognizance Bond	Community
Posted Pre-trial Bond	Community
Posted Surety Bond	Community
Posted Writ Bond	Community
Released By Order of the Court	Community
Released on Probation	Community
Released per Agency Pick Time Expired	Community
Released per Art 14.06/Magistrate Order	Community
Released per DPD/Class C Only	Community
Released per finding of fact/Dry Writ	Community
Served Time	Community
Served Time and/or Paid Fine	Community
Deceased	Other
Escaped	Other
Failed to Report	Other
Failed to Return to Work Release	Other
Other	Other
Removed from furlough	Other
Released to TDCJ	Prison
Released to US Marshal	Prison
Released per Investigating Agency	Transfer
Released per Teletype	Transfer
Released to Dallas County Agency	Transfer
Released to INS/Border Patrol	Transfer
Released to Investigating Agency	Transfer
Released to Military	Transfer
Released to Out of County Agency	Transfer
Released to Out of State Agency	Transfer
Judicial Treatment Center/Wilmer	Transfer/Treatment
Released to Mental Facility	Transfer/Treatment
Released to Special Program	Transfer/Treatment

## STATE JAIL INITIATIVE STATISTICS

Month For the Month Ending	PLEAS			REVOCATIONS			TRIALS			DISMISSALS	WAIVERS	DISPOSITIONS
	By Court	By Mag	Total	By Court	By Mag	Total	By Court	By Jury	Total			
39 October 2014	665	345	1,010	114	0	114	0	1	1	13	52	1,138
40 November 2014	317	186	503	153	0	153	0	1	1	13	54	670
41 December 2014	417	180	597	147	0	147	0	0	0	14	27	758
42 January 2015	490	228	718	161	0	161	0	0	0	9	53	888
43 February 2015	459	215	674	134	0	134	0	0	0	14	35	822
44 March 2015	449	219	668	161	0	161	0	0	0	29	37	858
45 April 2015	612	292	904	188	0	188	0	0	0	21	10	1,113
46 May 2015	488	201	689	166	0	166	0	0	0	42	0	897
47 June 2015	611	173	784	159	0	159	0	2	2	20	4	965
48 July 2015	669	264	933	217	0	217	0	5	5	32	3	1,187
49 August 2015	547	252	799	168	0	168	0	2	2	24	0	993
50 September 2015	457	211	668	188	0	188	0	4	4	50	0	910
51 October 2015	544	292	836	177	0	177	0	0	0	46	3	1,059
52 November 2015	388	199	587	129	0	129	0	0	0	31	2	747
53 December 2015	305	219	524	100	0	100	0	0	0	15	0	639
54 January 2016	444	206	650	166	0	166	1	0	1	18	14	835
55 February 2016	456	242	698	190	0	190	0	1	1	28	6	917
56 March 2016	450	262	712	145	0	145	0	1	1	39	22	897
57 April 2016	539	261	800	150	0	150	0	1	1	45	17	996
58 May 2016	491	187	678	138	0	138	0	1	1	21	3	838
59 June 2016	417	250	667	125	0	125	0	2	2	34	12	828
Average	486	233	719	156	0	156	0	1	1	27	17	903

DALLAS COUNTY SHERIFF'S DEPARTMENT  
 FUGITIVE SECTION FISCAL YEAR 2016  
 TDCJ MONTHLY ACTIVITY SHEET  
 MONTH: June 2016

BEGINNING TOTAL OF INMATES PAPER READY:

285 28

ID / SJ

DATE	ID JUDGMENTS RECEIVED	SJ JUDGMENTS RECEIVED	JUDGMENTS PROCESSED	JUDGMENTS RETURNED	#OF INMATES PR / ID	PAR VIOL READY	B/W RTR	# OF INMATES TO TDCJ	#OF INMATES WAITING / ID	ID / SJ				
										#OF INMATES PR / SJ	# OF INMATES TO SJ	#OF INMATES WAITING / SJ	# OF INMATES TO ISF	# OF INMATES TO SAFPF
1	17	15	22	3	8	0	0	0	293	4	21	11	0	4
2	39	15	20	4	19	0	0	76	236	2	0	13	5	3
3	9	5	48	4	23	0	5	0	259	7	0	20	22	0
4	0	0	0	0	0	0	0	0	259	0	0	20	0	0
5	0	0	0	0	0	0	0	0	259	0	0	20	0	0
6	22	10	5	0	0	0	0	6	253	4	0	24	1	0
7	44	22	42	0	24	0	2	0	277	5	0	29	4	0
8	19	22	21	0	4	0	0	1	280	3	19	13	0	15
9	27	16	58	7	23	0	0	48	255	12	0	25	0	0
10	18	8	24	1	19	5	1	0	274	3	0	28	0	0
11	0	0	0	0	0	0	0	0	274	0	0	28	0	0
12	0	0	0	0	0	0	0	0	274	0	0	28	0	0
13	32	12	29	2	0	0	8	28	246	3	0	31	5	4
14	15	20	14	2	10	0	0	57	199	12	11	32	0	0
15	25	14	51	6	19	0	0	1	217	4	27	9	0	11
16	14	10	41	2	22	0	0	9	230	9	0	18	4	5
17	21	13	38	2	18	0	5	0	248	2	0	20	21	0
18	0	0	0	0	0	0	0	0	248	0	0	20	0	0
19	0	0	0	0	0	0	0	0	248	0	0	20	0	0
20	18	12	18	0	0	0	0	0	248	3	0	23	1	1
21	15	6	33	1	22	0	0	0	270	2	5	20	0	2
22	39	18	11	0	6	0	0	0	276	5	20	5	0	1
23	42	32	39	0	24	0	0	64	236	15	0	20	2	0
24	15	6	24	2	31	3	1	0	267	0	0	20	11	0
25	0	0	0	0	0	0	0	0	267	0	0	20	0	0
26	0	0	0	0	0	0	0	0	267	0	0	20	0	0
27	23	12	19	1	0	0	0	38	229	4	0	24	0	0
28	30	19	27	2	7	0	7	29	207	3	9	18	5	2
29	24	9	51	4	33	0	0	1	239	2	19	1	0	13
30	30	6	15	4	4	6	7	8	235	2	0	3	17	0
<b>TOTAL</b>	<b>538</b>	<b>302</b>	<b>650</b>	<b>47</b>	<b>316</b>	<b>14</b>	<b>36</b>	<b>366</b>	<b>235</b>	<b>106</b>	<b>131</b>	<b>3</b>	<b>98</b>	<b>61</b>



## PRE-INDICTMENT WAIVERS BY COURT BY MONTH

	CDC1	CDC2	CDC3	CDC4	CDC5	CDC6	CDC7	194 <sup>th</sup>	195 <sup>th</sup>	203 <sup>rd</sup>	204 <sup>th</sup>	265 <sup>th</sup>	282 <sup>nd</sup>	283 <sup>rd</sup>	291 <sup>st</sup>	292 <sup>nd</sup>	363 <sup>rd</sup>	Total
2014 Year Totals	195	82	63	64	60	58	86	67	85	129	51	50	59	46	45	55	58	1253
Year Avg	16	7	5	5	5	5	7	6	7	11	4	4	5	4	4	5	5	104
2015 Year Totals	180	55	44	84	51	58	63	74	74	77	94	51	39	49	56	73	49	1171
Year Avg	15	5	4	7	4	5	5	6	6	6	8	4	3	4	5	6	4	98
<b>DATE</b>																		<b>Total</b>
Jan 16	11	5	4	5	7	5	1	6	3	18	13	3	0	3	6	5	5	100
Feb 16	22	7	3	10	15	4	2	12	8	7	18	10	6	6	14	5	6	155
Mar 16	21	4	5	15	9	5	10	9	8	16	5	5	2	3	14	8	6	145
Apr 16	17	5	7	25	11	1	10	1	9	10	9	5	9	2	6	5	5	137
May 16	22	6	5	12	5	3	11	8	3	3	8	2	5	3	9	9	2	116
Jun 16	13	7	3	12	10	2	13	2	8	10	20	4	5	6	12	3	1	131
Jul 16																		0
Aug 16																		0
Sep 16																		0
Oct 16																		0
Nov 16																		0
Dec 16																		0
2016 Year Totals	106	34	27	79	57	20	47	38	39	64	73	29	27	23	61	35	25	784
Year Avg	18	6	5	13	10	3	8	6	7	11	12	5	5	4	10	6	4	65

## DISPOSITION TOTALS BY FELONY COURT

2010	Jan	Feb	Mar	April	May	Jun	Jul	Aug	Sept	Oct	Nov	Dec	Average	
Avg	157	167	187	196	177	163	180	186	185	191	178	170	178	
<b>TOTAL DISPOSTIONS</b>	<b>2667</b>	<b>2841</b>	<b>3172</b>	<b>3338</b>	<b>3010</b>	<b>2779</b>	<b>3066</b>	<b>3167</b>	<b>3148</b>	<b>3239</b>	<b>3018</b>	<b>2898</b>	<b>3040</b>	<b>36,343</b>
2011	Jan	Feb	Mar	April	May	Jun	Jul	Aug	Sept	Oct	Nov	Dec	Average	
Avg	171	142	195	190	192	219	196	205	176	192	165	147	182	
<b>TOTAL DISPOSTIONS</b>	<b>2900</b>	<b>2408</b>	<b>3321</b>	<b>3232</b>	<b>3258</b>	<b>3721</b>	<b>3334</b>	<b>3489</b>	<b>2997</b>	<b>3261</b>	<b>2803</b>	<b>2499</b>	<b>3184</b>	<b>37,223</b>
2012	Jan	Feb	Mar	April	May	Jun	Jul	Aug	Sept	Oct	Nov	Dec	Average	
Avg	161	163	186	185	176	182	158	191	158	190	180	134	172	
<b>TOTAL DISPOSTIONS</b>	<b>2744</b>	<b>2764</b>	<b>3154</b>	<b>3151</b>	<b>2984</b>	<b>3095</b>	<b>2691</b>	<b>3245</b>	<b>2679</b>	<b>3234</b>	<b>3062</b>	<b>2282</b>	<b>1924</b>	<b>35,085</b>
2015	Jan	Feb	Mar	April	May	Jun	Jul	Aug	Sept	Oct	Nov	Dec	Average	
CDC1	177	170	180	189	210	209	193	208	200	195	178	165	190	2274
CDC2	187	140	179	197	220	160	168	203	143	233	183	158	181	2171
CDC3	238	147	191	170	148	175	166	169	203	214	135	166	177	2122
CDC4	144	200	155	146	173	173	188	166	145	221	156	149	168	2016
CDC5	147	159	163	192	152	168	199	162	176	182	183	180	172	2063
CDC6	146	110	133	141	176	130	172	197	151	168	143	181	154	1848
CDC7	186	166	212	231	219	177	178	190	179	161	190	169	188	2258
194TH	169	211	233	270	201	309	237	192	253	248	150	165	220	2638
195TH	157	128	164	199	143	244	146	172	202	201	180	157	174	2093
203RD	144	171	160	193	187	221	179	172	215	166	154	160	177	2122
204TH	198	162	228	214	227	212	167	206	275	185	238	158	206	2470
265TH	164	232	241	185	228	276	242	229	238	256	207	211	226	2709
282ND	178	138	201	202	189	165	210	156	210	195	153	138	178	2135
283RD	194	156	191	223	188	190	223	212	199	241	174	160	196	2351
291ST	183	154	204	171	254	210	189	206	216	221	189	177	198	2374
292ND	137	132	165	213	179	214	231	179	221	192	172	165	183	2200
363RD	175	110	116	136	154	201	175	163	126	151	180	162	154	1849
Avg	172	158	183	192	191	202	192	187	197	202	174	166	185	
<b>TOTAL DISPOSTIONS</b>	<b>2924</b>	<b>2686</b>	<b>3116</b>	<b>3272</b>	<b>3248</b>	<b>3434</b>	<b>3263</b>	<b>3182</b>	<b>3352</b>	<b>3430</b>	<b>2965</b>	<b>2821</b>	<b>3326</b>	<b>37,693</b>
2016	Jan	Feb	Mar	April	May	Jun	Jul	Aug	Sept	Oct	Nov	Dec	Average	
CDC1	200	199	260	187	254	203							217	1303
CDC2	156	163	172	184	169	193							173	1037
CDC3	168	175	212	173	177	195							183	1100
CDC4	152	213	205	224	183	204							197	1181
CDC5	176	205	190	171	171	224							190	1137
CDC6	195	148	210	191	156	198							183	1098
CDC7	164	181	240	162	216	253							203	1216
194TH	236	224	226	167	235	217							218	1305
195TH	156	247	204	227	244	222							217	1300
203RD	198	183	239	167	197	233							203	1217
204TH	174	229	179	191	242	251							211	1266
265TH	183	238	270	223	210	202							221	1326
282ND	118	197	211	232	188	176							187	1122
283RD	144	210	252	171	247	249							212	1273
291ST	183	208	245	166	195	263							210	1260
292ND	186	148	213	228	232	198							201	1205
363RD	170	195	216	171	178	180							185	1110
Avg	174	198	220	190	206	215	0	0	0	0	0	0	201	
<b>TOTAL DISPOSTIONS</b>	<b>2959</b>	<b>3363</b>	<b>3744</b>	<b>3235</b>	<b>3494</b>	<b>3661</b>	<b>0</b>	<b>0</b>	<b>0</b>	<b>0</b>	<b>0</b>	<b>0</b>	<b>3409</b>	<b>20,456</b>

## Average Jail Pop Totals for Pending Dispos by Rank

	Burns	Adams	Lewis	Collins	Thompson	Howard	Frizell	White	Tinsley	Hawthorne	Kemp	Bennett	Davis	Magnis	Mitchell	Birmingham	Holmes
05/15 AVG	171	168	187	190	207	240	217	263	207	204	165	239	223	226	210	236	235
ranking	3	2	4	5	T-7	16	10	17	T-7	6	1	15	11	12	9	14	13
	Burns	Adams	Lewis	Collins	Thompson	Howard	Frizell	White	Tinsley	Hawthorne	Kemp	Bennett	Davis	Magnis	Mitchell	Birmingham	Holmes
06/15 AVG	171	168	187	190	207	240	217	263	207	204	165	239	223	226	210	236	235
ranking	2	T-3	5	T-3	T-8	16	7	17	T-8	6	1	T-12	15	11	10	14	T-12
	Burns	Adams	Lewis	Collins	Thompson	Howard	Frizell	White	Tinsley	Hawthorne	Kemp	Bennett	Davis	Magnis	Mitchell	Birmingham	Holmes
07/15 AVG	160	184	177	170	199	238	204	238	201	197	150	218	218	237	216	221	196
ranking	2	5	4	3	8	T-16	10	T-16	9	7	1	T-12	T-12	15	11	14	6
	Burns	Adams	Lewis	Collins	Thompson	Howard	Frizell	White	Tinsley	Hawthorne	Kemp	Bennett	Davis	Magnis	Mitchell	Birmingham	Holmes
08/15 AVG	162	191	189	173	204	222	205	247	196	201	154	208	213	227	214	196	210
ranking	2	5	4	3	9	15	10	17	T-6	8	1	11	13	16	14	T-6	12
	Burns	Adams	Lewis	Collins	Thompson	Howard	Frizell	White	Tinsley	Hawthorne	Kemp	Bennett	Davis	Magnis	Mitchell	Birmingham	Holmes
09/15 AVG	162	183	187	173	214	221	202	247	196	199	161	193	208	238	217	195	201
ranking	2	4	5	3	13	15	10	17	8	9	1	11	12	16	14	7	12
	Burns	Adams	Lewis	Collins	Thompson	Howard	Frizell	White	Tinsley	Hawthorne	Kemp	Bennett	Davis	Magnis	Mitchell	Birmingham	Holmes
10/15 AVG	162	183	187	173	214	221	202	247	196	199	161	193	208	238	217	195	201
ranking	2	5	4	3	15	14	13	16	T-9	6	1	T-9	T-9	16	14	7	12
	Burns	Adams	Lewis	Collins	Thompson	Howard	Frizell	White	Tinsley	Hawthorne	Kemp	Bennett	Davis	Magnis	Mitchell	Birmingham	Holmes
11/15 AVG	162	177	178	161	206	208	212	225	184	183	152	183	189	218	198	181	209
ranking	2	5	4	3	15	14	13	16	T-9	6	1	T-9	T-9	16	14	7	12
	Burns	Adams	Lewis	Collins	Thompson	Howard	Frizell	White	Tinsley	Hawthorne	Kemp	Bennett	Davis	Magnis	Mitchell	Birmingham	Holmes
12/15 AVG	163	166	178	165	201	218	204	233	185	193	137	174	186	205	198	171	179
ranking	2	4	7	3	14	16	15	17	10	12	1	6	11	16	13	5	9
	Burns	Adams	Lewis	Collins	Thompson	Howard	Frizell	White	Tinsley	Hawthorne	Kemp	Bennett	Davis	Magnis	Mitchell	Birmingham	Holmes
01/16 AVG	151	175	178	187	208	219	218	241	211	204	148	174	212	205	201	174	179
ranking	2	4	5	8	11	15	14	17	12	9	1	6	11	13	10	3	6
	Burns	Adams	Lewis	Collins	Thompson	Howard	Frizell	White	Tinsley	Hawthorne	Kemp	Bennett	Davis	Magnis	Mitchell	Birmingham	Holmes
02/16 AVG	136	175	178	169	196	212	220	239	200	191	144	179	224	232	213	180	179
ranking	1	4	5	3	10	12	14	17	11	9	2	T-6	15	16	13	8	T-6
	Burns	Adams	Lewis	Collins	Thompson	Howard	Frizell	White	Tinsley	Hawthorne	Kemp	Bennett	Davis	Magnis	Mitchell	Birmingham	Holmes
03/16 AVG	136	175	178	169	196	212	220	239	200	191	144	179	224	232	213	180	179
ranking	2	5	8	3	7	T-13	16	17	11	9	1	4	15	T-13	12	10	6
	Burns	Adams	Lewis	Collins	Thompson	Howard	Frizell	White	Tinsley	Hawthorne	Kemp	Bennett	Davis	Magnis	Mitchell	Birmingham	Holmes
04/16 AVG	148	177	176	156	158	195	196	229	194	173	149	149	183	201	179	278	159
ranking	1	9	8	4	5	T-13	15	17	12	7	T-2	T-2	11	15	10	T-13	6
	Burns	Adams	Lewis	Collins	Thompson	Howard	Frizell	White	Tinsley	Hawthorne	Kemp	Bennett	Davis	Magnis	Mitchell	Birmingham	Holmes
05/16 AVG	155	184	178	148	165	185	198	249	195	194	146	153	159	207	200	182	179
ranking	4	10	7	2	6	11	14	17	13	12	1	3	5	16	15	9	8
	Burns	Adams	Lewis	Collins	Thompson	Howard	Frizell	White	Tinsley	Hawthorne	Kemp	Bennett	Davis	Magnis	Mitchell	Birmingham	Holmes
06/16 AVG	165	183	182	147	174	186	201	236	180	184	157	159	166	184	220	183	179
ranking	4	10	7	1	6	11	14	17	13	12	2	3	5	16	15	9	8

Average Jail Pop Totals for Pending Dispos by Court

06/01/16-06/30/16

DATE	CDC 1	CDC 2	CDC 3	CDC 4	CDC 5	CDC 6	CDC 7	194	195	203	204	265	282	283	291	292	363	Total
JUDGE	BURNS	ADAMS	LEWIS	COLLINS	THOMPSON	HOWARD	FRIZELL	WHITE	TINSLEY	HAWTHORNE	KEMP	BENNETT	DAVIS	MAGNIS	MITCHELL	BIRMINGHAM	HOLMES	
06/01/16	155	185	175	148	181	179	199	258	183	187	157	159	158	198	219	185	167	3093
06/02/16	157	190	176	152	178	179	201	252	177	183	159	158	162	194	216	180	162	3076
06/03/16	159	191	173	151	175	177	202	256	173	179	151	159	157	191	213	176	156	3039
06/06/16	166	185	172	151	174	177	201	244	178	178	153	151	151	187	217	178	156	3019
06/07/16	164	181	173	150	174	183	200	243	178	182	156	152	157	189	213	182	159	3036
06/08/16	164	177	178	149	170	181	203	237	175	186	153	154	160	186	218	182	152	3025
06/09/16	164	179	175	143	172	181	205	238	174	192	155	154	157	184	213	177	150	3013
06/10/16	167	174	177	141	175	185	202	240	169	187	157	155	152	184	215	185	150	3015
06/13/16	163	177	179	149	174	179	200	232	178	189	158	155	154	182	229	183	150	3031
06/14/16	161	175	184	146	177	179	201	236	181	191	154	157	158	183	237	188	153	3061
06/15/16	166	182	185	150	178	185	203	231	181	185	156	155	164	189	233	189	155	3087
06/16/16	164	182	189	145	179	191	201	235	183	189	156	154	166	184	230	183	155	3086
06/17/16	163	182	188	142	174	188	199	236	176	186	153	159	164	180	228	179	156	3053
06/20/16	162	182	190	144	173	190	207	230	175	187	156	163	167	179	223	183	160	3071
06/21/16	161	182	186	146	168	192	207	231	176	184	153	164	168	179	223	186	158	3064
06/22/16	161	184	188	145	166	195	199	229	179	186	155	164	170	176	218	185	161	3061
06/23/16	167	193	187	146	167	197	203	229	185	186	160	167	169	177	217	181	158	3089
06/24/16	175	186	191	143	166	190	195	229	183	179	159	169	175	177	219	182	161	3079
06/27/16	178	186	188	145	174	189	195	227	190	177	164	164	182	176	217	182	158	3092
06/28/16	173	189	184	144	175	193	198	228	193	176	163	160	186	178	218	185	158	3101
06/29/16	173	185	186	147	178	189	201	228	186	174	164	159	187	180	216	186	160	3099
06/30/16	175	187	183	152	175	194	198	230	185	179	164	162	183	185	218	189	158	3117
June AVG	165	183	182	147	174	186	201	236	180	184	157	159	166	184	220	183	179	2861
	↑	↑	↑	🏆	↑	↓	↑	↓	↓	↓	★	★	↑	↑	↑	↓	↑	
ranking	4	T-10	7	1	6	14	15	17	8	T-12	2	3	5	T-12	16	T-10	7	

<b>Defendants in jail pending lab analysis</b>						
<b>Date</b>	<b>DEA</b>	<b>DPS</b>	<b>Tarrant</b>	<b>SWIFS</b>	<b>Total</b>	<b>Total over 30 days</b>
07/03/14	2	26	8	43	79	14
08/11/14	5	54	1	59	119	23
09/10/14	5	46	0	39	93	1
10/10/14	3	56	1	62	122	0
11/11/14	6	56	6	65	133	0
12/09/14	6	60	0	36	102	0
01/09/15	4	67	3	23	97	0
02/06/15	3	52	15	28	98	0
03/06/15	4	90	20	21	135	0
04/06/15	0	52	20	41	113	0
05/06/15	2	65	15	41	123	0
06/05/15	4	51	16	18	89	0
07/06/15	3	78	8	28	117	0
08/10/15	1	65	17	27	110	0
09/04/15	2	53	40	50	110	0
10/10/15	2	51	36	45	134	0
11/06/15	0	61	21	41	123	1
12/06/15	0	71	31	44	135	0
01/11/16	1	70	32	40	143	0
02/05/16	0	79	33	37	149	0
03/04/16	0	67	30	39	136	0
04/13/16	1	72	26	28	127	0
05/06/16	2	87	28	25	142	0
06/06/16	3	68	4	31	106	1
07/06/16	0	97	14	40	151	0

## Misdemeanor Court's JAIL POPULATION INITIATIVE PROGRAM

BEGAN 6/9/08

	1	2	3	4	5	6	7	8	9	10	11	12	13	14	15	16	17	18	19	20	21	22	23	24	25	26	27	28	29	30	31	Total for the	began 6/9/08
JAN 15	7	11			12	9	17	13	6			10	9	13	20	12			H	9	15	13	17			11	13	8	10	7		242	\$ 7,557.66
FEB 15		10	9	12	15	6			13	15	8	9	7			15	9	7	21	10			11	9	13	17	8					224	\$ 6,995.52
MAR 15		10	9	13	17	8			15	9	7	10				13	11	9	17	8			13	10	14	8	6			10	7	224	\$ 6,995.52
April 15	11	13	15			8	10	7	11	9			13	10	9	18	10			9	5	12	16	7			12	7	9	15	236	\$ 7,370.28	
May 15	9			12	14	8	9	7			13	7	12	16	8			15	11	9	7	7			8	6	10	14	7		209	\$ 6,527.07	
JUNE 15		13	10	12	9			10	7	12	15	7			15	9	7	11	15			8	10	13	17	9			14	11	8	242	\$ 7,557.66
JULY 15	14	10	12	H		15	9	12	15	7			8	11	9	14	6			12	9	10	18	7			15	9	13	10	7	252	\$ 7,869.96
AUG 15			12	10	15	9	9			11	12	10	15	8			6	12	9	14	7			13	10	11	15	8			9	225	\$ 7,026.75
SEPT 15	15	11	9	7			H	12	11	14	6			10	14	11	16	9			8	6	10	13	7			13	10	9	10	231	\$ 7,214.13
OCT 15	8	7			18	10	11	5	2			10	9	11	5	3			11	8	6	7	4			10	21	10	12	16	204	\$ 7,076.76	
NOV 15		9	9	11	8	10			20	11	9	6	12			18	10	8	16	15			9	11	12	H	H			6	8	218	\$ 7,562.42
DEC 15	8	13	14	13			29	6	12	10	14			18	5	7	8	9			30	10	H	H	H			11	10	14	43	284	\$ 9,851.96

FY15/16																																		\$ 89,605.69
E=Election Coverage	A=Manager's office absences										H=Holiday					Total since beginning																		

JAN 16	H			12	18	10	9	8			14	13	11	12	11			6	12	11	10				10	19	21	32				239	\$ 7,463.97	
FEB 16	18	11	11	12	7			41	7	10	11	12			29	10	12	10	4			48	14	10	8	13			37			335	\$ 10,462.05	
MAR 16	11	10	4	12			15	8	8	11	14			23	12	9	5	10			20	9	15	7	28			8	10	17	16	282	\$ 8,806.86	
April 16	9			11	10	9	14	10			20	11	8	7	9			18	10	14	8	22			17	11	9	12	6		10	255	\$ 7,963.65	
May 16		11	10	7	9	15			19	10	9	11	14			15	7	17	5	14			11	9	18	9	6			H	15	241	\$ 7,526.43	
JUNE 16	8	4	14			10	38	11	12	8			31	9	11	9	7			23	11	8	8	7			42	17	18	25		331	\$ 10,337.13	
JULY 16																																		\$ -
AUG 16																																		\$ -
SEPT 16																																		\$ -
OCT 16																																		\$ -
NOV 16																																		\$ -
DEC 16																																		\$ -

FY16/17																																	\$ 42,222.96
E=Election Coverage	A=Manager's office absences										H=Holiday					Total since beginning																	

**PRETRIAL RELEASE SERVICES MONTHLY REPORT**

	<i>JUL 15</i>	<i>Aug 15</i>	<i>SEPT 15</i>	<i>OCT 15</i>	<i>NOV 15</i>	<i>DEC 15</i>	<i>JAN 16</i>	<i>FEB 16</i>	<i>MAR 16</i>	<i>APR 16</i>	<i>MAY 16</i>	<i>JUN 16</i>	<i>12mo AVG</i>
<b>AVG BOOKINS per day</b>	205	252	190	184	168	164	188	210	187	201	194	197	<b>195</b>
<b>Interviews</b>	287	283	276	237	217	212	205	248	233	258	254	246	<b>246</b>
<b>Cr. History reviewed</b>	483	517	599	450	370	512	440	567	572	455	550	556	<b>506</b>
<b>Bonds written</b>	216	161	160	158	139	122	126	142	145	172	151	155	<b>154</b>
<b>AVG BONDS per day</b>	9.8	7.7	7.3	7	7.3	6.1	6.3	6.8	6.3	8.2	7.2	7.1	<b>7.26</b>
<b>Bonds (collected)</b>	163	131	127	116	102	96	103	108	115	132	120	107	<b>118</b>
<b>Bonds (waived)</b>	53	30	33	42	37	26	23	34	30	40	31	48	<b>36</b>
<b>Bonds TOTAL</b>	216	161	160	158	139	122	126	142	145	172	151	155	<b>154</b>
<b>FEES (collected)</b>	\$5,450	\$4,125	\$4,455	\$4,180	\$3,315	\$2,900	\$3,740	\$4,025	\$4,135	\$4,545	\$3,770	\$3,435	<b>\$4,006</b>
<b>FEES (waived)</b>	\$2,415	\$1,190	\$1,205	\$1,260	\$1,585	\$945	\$885	\$985	\$1,005	\$1,645	\$895	\$2,250	<b>\$1,355</b>
<b>FEES TOTAL</b>	\$7,865	\$5,315	\$5,660	\$5,440	\$4,900	\$3,845	\$4,625	\$5,010	\$5,140	\$6,190	\$4,665	\$5,685	<b>\$5,362</b>

<b>AVERAGES - LATEST HISTORICAL STATISTICAL DATA</b>	
	<b>BKIN AVG</b>
<b>2008 AVERAGE</b>	<b>271</b>
<b>2009 AVERAGE</b>	<b>264</b>
<b>2010 AVERAGE</b>	<b>257</b>
<b>2011 AVERAGE</b>	<b>238</b>
<b>2012 AVERAGE</b>	<b>231</b>
<b>2013 AVERAGE</b>	<b>222</b>
<b>2014 AVERAGE</b>	<b>204</b>
<b>2015 AVERAGE</b>	<b>195</b>
<b>Jan-16</b>	<b>188</b>
<b>Feb-16</b>	<b>210</b>
<b>Mar-16</b>	<b>187</b>
<b>Apr-16</b>	<b>201</b>
<b>May-16</b>	<b>194</b>
<b>Jun-16</b>	<b>197</b>
<b>2016 AVERAGE</b>	<b>196</b>

<b>PRETRIAL RELEASE SERVICES ~ YEARLY AVERAGES</b>			
	<b>PTR Bond</b>	<b>Jail Pop</b>	<b>Bkin Avg</b>
<b>2007</b>	<b>14</b>	<b>6288</b>	<b>249</b>
<b>2008</b>	<b>13</b>	<b>6125</b>	<b>271</b>
<b>2009</b>	<b>11</b>	<b>6165</b>	<b>264</b>
<b>2010</b>	<b>10</b>	<b>6818</b>	<b>257</b>
<b>2011</b>	<b>9</b>	<b>6430</b>	<b>238</b>
<b>2012</b>	<b>9</b>	<b>6310</b>	<b>231</b>
<b>2013</b>	<b>11</b>	<b>6015</b>	<b>222</b>
<b>2014</b>	<b>10</b>	<b>6144</b>	<b>204</b>
<b>2015</b>	<b>9</b>	<b>5685</b>	<b>195</b>

**Dallas County Department of Criminal Justice  
Bond Supervision Unit for Alcohol Monitoring  
Statistical Summary Report**

Month/Year	Total Supervised Cases Start Of Month	Bond Orders In Process	New Bond Orders Received	Successful Completions	Unsuccessful Completions	Violations Submitted to Court	Orientations Completed	Verified Installations	Total Supervised Cases End of Month	Supervision Fees Collected
Sep. 12	892	174	105	74	0	89	115	70	913	\$ 7,257.75
Oct. 12	913	198	121	123	3	90	110	79	910	\$ 7,938.50
Nov. 12	910	153	82	55	0	59	74	35	864	\$ 7,051.00
Dec. 12	864	172	89	62	0	70	79	51	935	\$ 6,227.50
Jan. 13	935	189	112	157	5	108	116	64	913	\$ 8,872.75
Feb. 13	913	197	111	142	30	73	113	68	874	\$ 8,098.25
Mar. 13	874	208	120	67	18	77	116	79	892	\$ 8,257.00
Apr. 13	892	227	129	80	4	80	127	79	938	\$ 8,579.75
May 13	938	218	120	100	28	105	105	101	929	\$ 8,733.00
Jun. 13	929	235	132	77	14	88	120	77	963	\$ 9,153.25
Jul. 13	963	408	137	85	7	115	131	73	1004	\$ 9,441.75
Aug. 13	1004	376	162	104	24	170	147	99	1092	\$ 9,955.25
Sep. 13	1092	323	129	96	4	114	135	84	1123	\$ 10,206.75
Oct. 13	1123	390	189	142	7	135	174	94	1199	\$ 11,570.25
Nov. 13	1199	402	111	87	4	69	117	51	1201	\$ 10,984.75
Dec. 13	1201	385	103	67	10	119	98	58	1219	\$ 10,193.25
Jan. 14	1219	407	184	90	9	114	96	79	1290	\$ 11,598.80
Feb. 14	1290	379	105	128	27	120	94	94	1227	\$ 12,934.25
Mar. 14	1227	358	117	125	5	113	119	63	1211	\$ 10,932.00
Apr. 14	1211	326	85	110	4	132	104	116	1205	\$ 11,085.00
May.14	1205	315	110	115	24	180	99	63	1268	\$ 10,813.50
Jun.14	1268	417	116	113	16	168	125	86	1168	\$ 10,636.00
Jul.14	1168	430	(+) 119	(-) 126	(-) 20	185	109	93	(=) 1141	\$ 11,582.50
Aug.14	1141	430	(+) 126	(-) 114	(-) 29	139	107	97	(=) 1124	\$ 10,538.00
Sep-14	1124	354	(+) 143	(-) 93	(-) 13	120	134	103	(=) 1161	\$ 10,771.00
Oct-14	1161	320	(+) 186	(-) 154	(-) 11	132	144	108	(=) 1182	\$ 11,309.00
Nov-14	1182	326	(+) 144	(-) 81	(-) 2	116	92	78	(=) 1243	\$ 11,267.00
Dec-14	1243	403	(+) 140	(-) 106	(-) 10	133	93	104	(=) 1267	\$ 12,237.00
Jan-15	1267	349	(+) 109	(-)113	(-) 1	139	58	100	(=) 1262	\$ 12,164.00
Feb-15	1262	325	(+) 120	(-) 102	(-) 0	110	81	65	(=)1280	\$ 10,672.50
Mar-15	1280	375	(+) 144	(-) 86	(-) 20	147	63	91	(=) 1318	\$ 13,136.50
Apr-15	1318	358	(+) 167	(-) 110	(-) 11	105	111	108	(=) 1364	\$ 13,337.55
May-15	1364	342	(+) 140	(-) 95	(-) 4	116	77	109	(=) 1405	\$ 12,004.00
Jun-15	1405	328	(+) 134	(-)159	(-) 11	139	134	86	(=) 1369	\$ 11,774.00
Jul-15	1369	336	(+) 120	(-)130	(-) 14	106	130	109	(=) 1345	\$ 11,271.00
Aug-15	1345	301	(+) 114	(-)162	(-) 14	112	110	75	(=) 1283	\$ 11,320.05
Sep-15	1283	378	(+) 133	(-)120	(-) 15	116	123	79	(=) 1281	\$ 11,405.50
Oct-15	1281	414	(+) 134	(-)120	(-) 7	120	131	64	(=) 1288	\$ 11,374.63
Nov-15	1288	407	(+) 112	(-)105	(-) 3	89	113	92	(=) 1292	\$ 10,976.50
Dec-15	1292	410	(+) 123	(-)101	(-) 1	93	102	71	(=) 1313	\$ 11,203.13
Jan-16	1313	401	(+) 103	(-)117	(-) 7	95	110	122	(=) 1292	\$ 10,949.87
Feb-16	1292	442	(+) 123	(-)83	(-) 35	81	132	108	(=) 1297	\$ 11,930.00
Mar-16	1297	338	(+) 119	(-)105	(-) 10	129	118	116	(=) 1301	\$ 11,559.50
Apr-16	1301	411	(+) 130	(-)124	(-) 1	138	128	94	(=) 1306	\$ 11,104.00
May-16	1306	439	(+) 126	(-)146	(-) 12	141	127	86	(=) 1274	\$ 11,191.50
Jun-16	1274	496	(+) 134	(-)153	(-) 6	141	130	92	(=) 1249	\$ 11,353.50



**Dallas County Department of Criminal Justice/Jail Diversion  
Alternative Sentencing Program (ASP) and Bond/Electronic Monitoring Program  
Statistical Summary Report**

**JUNE 2016**

**CASELOAD INFORMATION**

	6/16 ASP	6/16 Bond	6/16 Ch. Sup	6/16 TOTAL	ASP TOTAL	Bond TOTAL	Ch. Sup TOTAL	Total 9-01-09 - 06-30-16
Beginning Client Count	8	94	0	102	3	3	9(5/13)	15
Total Clients That Started The Program	13	30	0	43	1,598	1,161	89	2,848
Total Cases Closed	17	35	0	52	1,597	1,075	98	2,770
Closed Successfully	17	25	0	42	1,565	689	74	2,328
Closed Unsuccessfully	0	10	0	10	32	386	24	442
Total Clients at End of Month	4	89	0	93				

**PROGRAM DISTRIBUTION FOR CLOSED CASES**

	ASP	Bond	Ch. Sup	TOTAL	ASP	Bond	Ch. Sup	TOTAL
Full House Arrest	4	5	0	9	198	89	14	301
House Arrest w/work/school release	13	0	0	13	1,352	0	1	1,353
GPS w/work/school release	0	30	0	30	47	986	83	1,116
MEMS-Alcohol Monitor	7	1	0	8	613	58	0	671

**CASELOAD NON-COMPLIANCE INFORMATION**

	ASP	Bond	Ch. Sup	TOTAL	ASP	Bond	Ch. Sup	TOTAL
Violation Reports Submitted	0	38	0	38	75	1,348	46	1,469
Unsuccessful Removal from Program	0	10	0	10	32	386	24	442
Failed to Start Program/Warrant Issued	0	0	0	0	12	17	1	30
Interviewed but Rejected for Program	0	0	0	0	3	33	2	38
New Offenses Committed while in Program	0	1	0	1	4	29	5	38

**CASELOAD ACTIVITIES**

	6/16	TOTAL
Orientation Interviews Conducted	43	2,894
Computer Checks for Warrants & New Offenses	230	4,889
Telephone Contacts with Clients	871	40,797
Telephone Contacts with Non Clients	162	11,731
In Person Contacts with Clients-Office & Field	461	27,554
In Person Contacts with Non Clients-Office and Field	84	4,469

**DALLAS COUNTY FUNDS SAVED**

	6/16	Total 9-01-09 - 06-30-16
ELM Days Served/Jail Bed Days Saved	3,029	190,115
Cost of Jail Bed Per Day	\$ 69.38	SEE ADDENDUM
<b>TOTAL JAIL BED EXPENSES SAVED</b>	<b>\$210,152.02</b>	<b>\$ 11,497,453.85</b>

**ASP/BOND ELM**  
**Jail Bed Cost Savings Addendum**

<b>Time Period</b>	<b>Cost per Day</b>	<b>Days</b>	<b>Total Cost Saved</b>
9/09	\$55.60	393	\$ 21,850.80
10/09 to 9/10	\$48.49	7,589	\$ 367,990.61
10/10 to 09/11	\$57.49	16,277	\$ 934,212.50
10/11 to 09/12	\$53.13	23,536	\$ 1,250,467.68
10/12 to 09/13	\$56.29	30,368	\$ 1,709,414.72
10/13 to 9/14	\$62.46	41,130	\$ 2,568,979.80
10/14 to 9/15	\$63.11	40,706	\$ 2,568,955.66
10/15 to 6/16	\$69.38	30,116	\$ 2,089,448.08
		<b>Total Days:</b> 190,115	\$11,497,453.85

<b>Time Period</b>	<b>ASP</b>	<b>Bond</b>	<b>Total clients served during month</b>	<b>Total jail bed days saved</b>	<b>County pay clients</b>	<b>Clients who paid something</b>	<b>Clients that didn't pay (not county paid)</b>	<b>Fees collected by Sentinel</b>
10/15	43	115	158	3,613	37	103	18	\$22,207.40
11/15	35	113	148	3,407	25	108	15	\$29,962.00
12/15	25	121	146	3,594	31	98	17	\$30,779.10
1/16	26	120	146	3,491	30	103	13	\$28,830.58
2/16	24	122	146	3,272	27	104	15	\$26,118.00
3/16	26	118	144	3,308	29	103	12	\$27,815.50
4/16	23	112	135	3,125	24	99	12	\$23,607.55
5/16	24	118	142	3,277	25	103	14	\$24,861.00
6/16	21	124	145	3,029	29	93	23	\$21,912.25

FY2016 Public Defender's Office Summary Statistics for Misdemeanor Courts June 2016		
Court/Judge	New Cases	Total Dispositions
CCC #1/Patterson (2 PD AVG 200)	204	162
CCC #2/Hayes (1 PD AVG 100)	100	94
CCC #3/Skemp (2 PD AVG 200)	100	122
CCC #4/Mulder (2 PD AVG 200)	200	230
CCC #5/Green (1 PD AVG 100)	100	103
CCC #6/King (1 PD AVG 100)	0	0
CCC #7/Crowder (2 PD AVG 200)	123	167
CCC #8/Yoo (1 PD AVG 100)	100	111
CCC #9/Hoffman (1 PD AVG 100)	100	112
CCC #10/Canás (1 PD AVG 75)	75	108
CCC #11/Kelly (1 PD AVG 75)	75	82
CCCAP #2/Rosenfield (1 PD AVG 100)	100	104
Floater (1 PD AVG 100)	0	0
<b>Y-T-D Totals</b>	<b>1277</b>	<b>1395</b>
<b>Courts are required to assign an average of 100 cases per month to each PD.</b>		

CCC #3: One PD in this two PD court is out on FMLA.

CCC #6: Position vacant until filled.

CCC #7: One position in this two PD court is vacant until filled.

CCC #10: Court is a family violence court and the numbers in this court are typically low.

CCC #11: Court is a family violence court and the numbers in this court are typically low.

Floater: Position vacant until filled.

FY2016 Public Defender's Office Summary Statistics for Felony Courts June 2016		
Court/Judge	New Cases	Total Dispositions
CDC - Burns (1 PD AVG. 30)	35	32
CDC #2 - Adams (2 PD AVG. 60)	30	40
CDC #3 - G. Lewis (2 PD AVG. 60)	62	94
CDC #4 - Collins (3 PD AVG. 90)	108	94
CDC #5 - Thompson (2 PD AVG. 60)	60	63
CDC #6 - Howard (1 PD AVG. 30)	30	31
CDC #7 - Frizell (2 PD AVG. 60)	59	52
194th - White (2 PD AVG. 60)	64	54
195th - Tinsley (2 PD AVG. 60)	70	78
203rd - Hawthorne (1 PD AVG. 30)	33	32
204th - Kemp (1 PD AVG. 30)	35	36
265th - Bennett (2 PD AVG. 60)	65	50
282nd - Givens (2 PD AVG. 60)	64	65
283rd - Magnis (4 PD AVG. 120)	130	136
291st - Mitchell (2 PD AVG. 60)	65	48
292nd - Birmingham (2 PD AVG. 60)	61	57
363rd - Holmes (2 PD AVG. 60)	60	50
<b>Y-T-D Totals</b>	<b>1031</b>	<b>1012</b>
<b>Courts are required to assign between 30 &amp; 35 cases per month per PD.</b>		

CDC #2: One PD in this two PD court is out on FMLA.

HARRY INGRAM		FY2016 ATLAS STATISTICS										203/HAWTHORNE					
MONTH	BEGINNING # OF PENDING CASES	+NEW CASES RECEIVED THIS MONTH	=TOTAL CASES	TBJ	TBC	PLEAS	REV	GRADUATES	PROBATION MODIFICATIONS	DISMISSALS	OTHERS	TOTAL DISPOSITIONS	ENDING # PENDING CASES **	CURRENT ATLAS PARTICIPANTS	CURRENT PARTICIPANTS IN CUSTODY	FORMER ATLAS PARTICIPANTS	BOND
June	75	1	76	0	0	0	0	0	0	0	1	1	75	26	1	0	

HARRY INGRAM		FY2016 MISDEMEANOR MENTAL HEALTH COURT STATS										CCCAP1/WADE			
MONTH	BEGINNING # OF PENDING CASES	Rediverts	+NEW CASES RECEIVED THIS MONTH	=TOTAL CASES	TBJ	TBC	PLEAS	DISMISSAL	OTHER	TOTAL DISPOSITIONS	ENDING # PENDING CASES **	CURRENT PARTICIPANTS	NUMBER OF GRADUATES	BOND***	
June	111	0	20	131	0	0	3	12	0	15	116	40	5	32	

June													FY2016 MHPD STATS	
MONTH	BEGINNING # OF PENDING CASES	+NEW CASES RECEIVED THIS MONTH	=TOTAL CASES	TRIALS	PLEAS	COND. DISM.	REVO-CATION	DISMISSALS	INCOMPETENT	REFERRALS	OTHER COUNSEL APPT.	TOTAL CLOSED		
R. LENOX	194	38	232	0	17	7	2	4	0	0	9	45		
L. TAYLOR	241	17	258	5	6		0	5	0	0	3	27		

MALCOM HARDEN		FY2016 FELONY COMPETENCY STATISTICS														
MONTH	BEGINNING # OF CASES	NEW CASES THIS MONTH	TBJ	TBC	Alt. Trial Dispos.	PLEAS	REVO-CATIONS	DISMISSALS	PROBATION	COMP. HRG.	EXTENSIONS	CIVIL COMMIT.	MHMR REFERRAL	CONSULTS	OTHER	ENDING # OF PEOPLE IN OCR
June	191	20	0	0	0	2	0	0	0						20	24

MALCOM HARDEN		FY2016 MISDEMEANOR COMPETENCY STATISTICS														
MONTH	BEGINNING # OF CASES	NEW CASES THIS MONTH	TBJ	TBC	Alt. Trial Dispos.	PLEAS	REVO-CATIONS	DISMISSALS	PROBATION	COMP. HRG.	EXTENSIONS	CIVIL COMMIT.	MHMR REFERRAL	CONSULTS	OTHER	ENDING # OF PEOPLE IN OCR
June	145	31	0	0	0	1	1	11	0	19	4	5	0	0	2	26

June														MI Court	
MONTH	TOTAL NEW CASES RECEIVED	NEW CLIENTS AT GREEN OAKS	NEW CLIENTS AT MEDICAL CENTER MCKINNEY	NEW CLIENTS AT PARKLAND	NEW CLIENTS AT DALLAS BEHAVIORAL HEALTH	NEW CLIENTS AT HICKORY TRAILS	NEW CLIENTS AT ZALE LIPSHY	NEW CLIENTS AT SUNDANCE BEHAVIORAL HEALTHCARE	NEW CLIENTS AT OCEANS BEHAVIORAL HOSPITAL	PROBABLE CAUSE HEARINGS HELD	NO CONTEST COMMIT	CONTESTED COMMIT	FORCED MEDS HEARING IN COURT		
L. ROBERTS	262	248	0	6	0	0	1	2	0	13	1	10	11		
L. TAYLOR	27	0	0	12	11	1	5	0	0	2	0	1	1		

RANDA BLACK		MI COURT							
MONTH	NEW CLIENTS	PROBABLE CAUSE HEARINGS HELD	NO CONTEST COMMIT TO TSH	CONTESTED COMMIT TO TSH	RECOMMENDMENTS	MEDICATION HEARINGS	OUTPATIENT	JURY TRIAL	
June	43	4	2	15	9	20	0	0	

\*Number of new cases decreased due to increase in 46B cases.

# ATRS

07-15-16

## Efficiency of the Evaluation Process

---

The average lag time of the clinical evaluations during the month of June was 5.7 days with a range of 0-14.

## Productivity (Screens & Evaluations)

---

Week	Screens	Evaluations
04/04/16	67	46
04/11/16	39	58
04/18/16	54	51
04/25/16	34	45
05/02/16	42	46
05/09/16	40	52
05/16/16	50	52
05/23/16	50	47
05/30/16	33	45
06/06/16	34	44
06/13/16	36	45
06/20/16	33	36
06/27/16	30	41
Averages	41.69	46.77

# CSCD Residential Placements

---

CURRENT FACILITY CENSUS - 07/012/16:

39 JTC MALE beds available- 69 waiting, admitting 10 on Tuesday 7/12  
8 JTC FEMALE beds available- 21 waiting, admitting 7 on Tuesday 7/12

9 DDC MALE beds available- 6 waiting, admitting 1 on Wednesday 7/13  
1 DDC FEMALE bed available- 15 waiting, admitting 1 on Wednesday 7/13

JTC CENSUS: 243 (171 MALES, 72 FEMALES)  
DDC CENSUS: 50 (21 MALES, 29 FEMALES)  
TOTAL CENSUS: 293

## Community Residential

---

### **Homeward Bound 6/13/16**

Census: 4

Waiting: 2

### **Nexus Recovery Center**

Census: No update provided

Waiting: 12 (including PPWC and SAMSHA)

### **The Salvation Army 7/11**

Census: 5

Waiting: 3

### **Out of County Residential Placements**

**(extension of JTC beds)-We have no probationers at out of county facilities**

### Jail Competency Stats 2016

	Jan	Feb	March	April	May	June	July	Aug	Sept	Oct	Nov	Dec	Totals
<b>Active</b>													
<b>New Evals - Incompetent</b>	46	64	64	45	67	38							324
<b>Waiting for the hospital - End of month</b>	<b>72</b>	<b>86</b>	<b>89</b>	<b>93</b>	<b>78</b>	<b>74</b>	<b>0</b>	<b>58</b>	<b>0</b>	<b>0</b>	<b>0</b>	<b>0</b>	
Less than 30 days	22	45	37	41	37	26							
30 to 60 days	31	15	31	27	14	14							
Greater than 60 days	19	26	21	25	27	34							
<b>Returned to jail from the hospital</b>	<b>12</b>	<b>21</b>	<b>22</b>	<b>16</b>	<b>23</b>	<b>20</b>	<b>0</b>	<b>0</b>	<b>0</b>	<b>0</b>	<b>0</b>	<b>0</b>	<b>114</b>
Felony	10	18	18	13	21	16							
Average length of stay (days)	359	119	101	125	114	58							
Misdemeanor	2	3	4	3	2	4							
Average length of stay (days)	80	89	58	68	34	77							
<b>Previous return legal case pending</b>	<b>21</b>	<b>23</b>	<b>23</b>	<b>24</b>	<b>22</b>	<b>38</b>	<b>0</b>	<b>0</b>	<b>0</b>	<b>0</b>	<b>0</b>	<b>0</b>	<b>151</b>
30 to 60 days	4	4	8	8	8	18							
61 to 120 days	5	7	5	8	8	10							
121 to 180 days	6	5	5	3	2	4							
181 days or longer	6	7	5	5	4	6							
<b>Closed</b>													
<b>New Evals - Competent</b>	<b>31</b>	<b>45</b>	<b>42</b>	<b>34</b>	<b>53</b>	<b>33</b>							<b>238</b>
<b>Admitted to the state hospital</b>	<b>24</b>	<b>30</b>	<b>26</b>	<b>38</b>	<b>58</b>	<b>38</b>	<b>0</b>	<b>0</b>	<b>0</b>	<b>0</b>	<b>0</b>	<b>0</b>	<b>214</b>
Felony -- Maximum Secure Facility	3	9	5	7	8	3							
Average wait (days)	52	140	168	181*	152	141							
Felony -- Non-Maximum Secure Facility	11	14	10	13	32	23							
Average wait (days)	80	62	61	70	48	29							
Misdemeanor	10	7	11	18	18	12							
Average wait (days)	71	59	56	63	40	23							
<b>Hospital Return Legal Case Resolved</b>	<b>7</b>	<b>8</b>	<b>17</b>	<b>14</b>	<b>10</b>	<b>10</b>	<b>0</b>	<b>0</b>	<b>0</b>	<b>0</b>	<b>0</b>	<b>0</b>	<b>66</b>
Felony	7	7	14	9	9	8							
Average length of stay (days)	52	98	72	38	84	45							
Misdemeanor	0	1	3	5	1	2							
Average length of stay (days)	0	6	8	7	14	4							
<b>Case dismissed at the hospital</b>	<b>5</b>	<b>5</b>	<b>5</b>	<b>6</b>	<b>9</b>	<b>6</b>	<b>0</b>	<b>0</b>	<b>0</b>	<b>0</b>	<b>0</b>	<b>0</b>	<b>10</b>
Felony	0	0	0	1	1	1							
Misdemeanor	5	5	5	5	8	5							

### Monthly NorthSTAR Intakes

Month-Year	Total inmates booked into the jail with a NorthStar match	Book in Totals for the month	% of people with a NorthStar match booked into the jail
2007 Total	6501	93413	7%
2008 Total	8200	99580	8%
2009 Total	10636	98407	11%
2010 Total	12994	96245	14%
2011 Total	15810	90429	17%
2012 Total	17036	83524	20%
2013 Total	17762	81010	22%
2014 Total	16919	73168	23%
Jan-15	1433	5941	24%
Feb-15	1228	5164	24%
Mar-15	1546	5979	26%
Apr-15	1587	6350	25%
May-15	1505	5901	26%
Jun-15	1440	5848	25%
Jul-15	1537	6357	24%
Aug-15	1480	6103	24%
Sep-15	1360	5697	24%
Oct-15	1391	5713	24%
Nov-15	1194	5042	24%
Dec-15	1297	5090	25%
2015 Total	16998	69185	25%
Jan-16	1441	5839	25%
Feb-16	1596	6086	26%
Mar-16	1455	5788	25%
Apr-16	1520	6036	25%
May-16	1456	6029	24%
Jun-16	1516	5914	26%
2016 Total	8984	35692	25%

### Multi-Bookin NorthSTAR Tracking

2016	# Times Booked In	# Unique Clients
	Bookins 19	1
	Bookins 15	1
	Bookins 13	1
	Bookins 12	1
	Bookins 11	4
	Bookins 10	2
	Bookins 9	3
	Bookins 8	7
	Bookins 7	9
	Bookins 6	19
	Bookins 5	38
	Bookins 4	60
	Bookins 3	212
	Bookins 2	1016
	Bookins 1	5869
<b>Total</b>		<b>7242</b>
<b>As of 7/8/16</b>		