

**Ryan White Planning Council of Dallas Area
Office of Support**

Memorandum

To: Members, Allocations Committee

From: RWPC Support Staff

Date: Tuesday, June 15, 2021

Re: Allocations Committee Meeting Announcement

Please note that there will be an:
Allocations Committee Meeting

Monday, June 21, 2021 at 5:15 PM

Please join from your computer, tablet or smartphone.

[Teleconference/gotomeeting.com](https://www.gotomeeting.com)

Dallas, Texas 75207

Attached please find meeting materials, agenda and the prior meeting minutes for your review. Members, if you are unable to attend, please notify the RWPC Office of Support, Glenda Blackmon Johnson at (214) 819-1857 on or before noon on Friday, June 18, 2021. Otherwise, we look forward to seeing you at the next meeting.

Please view Ryan White 101 on our social media Like Share Subscribe:

<https://www.facebook.com/Ryan-White-Planning-Council-of-the-Dallas-Planning-Area-702096959854808/>

<https://www.youtube.com/channel/UCsej0mq91GN6d51VIVlp9ZA>

Cc: Philip P. Huang, MD, MPH, Director
Dallas County Judge's Office
Sonya M. Hughes, Assistant Director
Justin Henry, Grants Manager - Programmatic
Wanda Scott, Grant Manager - Fiscal
Glenda Blackmon-Johnson, RWPC Office of Support
Oscar Salinas, Quality Assurance Administrator
Carla Jackson, Program Monitor
Wanda Scott, Program Monitor
David Kim, Program Monitor
Angela Jones, Quality Assurance Advisor
Regina Waits, Health Advisor
Vacant, RWPC Office of Support
Claudy Jena-Pierre, RWPC Office of Support
Kofi Bissah, ADAP Coordinator
Building Security

**2377 N. Stemmons Freeway, Suite 200, Dallas, Texas, 75207
(214) 819-1840 telephone; (214) 819-6023 facsimile**

ALLOCATIONS COMMITTEE

*It is our vision to promote the improvement of health and quality of life for all clients
Oto address the evolving needs of the HIV/AIDS community.*

AGENDA

Re-Allocations Emergency Meeting

June 21, 2021

5:15 PM

- | | |
|--|---|
| I. Call to Order | Lionel Hillard, Chair or Auntjuan Wiley, Vice Chair |
| II. Certification of Quorum | Lionel Hillard, Chair or Auntjuan Wiley, Vice Chair |
| III. Introductions/Announcements | Lionel Hillard, Chair or Auntjuan Wiley, Vice Chair |
| IV. Approval of the May 24, 2021 Minutes | Action Item |
| V. FY 2020 State Services Reallocations | Discussion/Action Item |
| VI. New Business | |
| VII. Adjournment | Lionel Hillard, Chair or Auntjuan Wiley, Vice Chair |

**Due to COVID-19
Until Further Notice**

NEXT SCHEDULED MEETING

Monday, June 28, 2021 5:15 PM

Will be held via TELE-CONFERENCE

Dallas County Health and Human Services Building
2377 N. Stemmons Freeway, Dallas, TX 75207

ALLOCATIONS COMMITTEE

May 24, 2021 Meeting Minutes

Charge: Develop recommendations for distribution of funds among priority goals using all available information regarding community and agency needs, current funding for HIV services, and trend data; develop recommendations for service category allocations. Recommendations for service category allocations will include how best to meet each established

MEMBERS PRESENT

Lionel Hillard, Chair	Kelly Richter	Naomi Green
Buffie Bogue	James Wright	James Kleitches
Auntjuan Wiley, Vice Chair		

MEMBERS ABSENT

RWPC STAFF PRESENT

Glenda Blackmon Johnson	Claudy Jean Pierre
RWPC Office of Support	RWPC Office of Support

Grants Management Staff Present

Wanda Scott, Grants Manager		Sonya Hughes, AD
Barbara Kakembo	Amanda Burks, AA	

OTHERS PRESENT

Joni Wysocki, AIN/AHF	Dwight Harry, ASD
	Merline Wilson, HSNT

- I. **Call to Order:** Lionel Hillard, Allocations Chair, called the meeting to order at 5:15 p.m.
- II. **Certification of Quorum:** Quorum was established by Lionel Hillard, Allocations Chair and certified by Claudy Jean Pierre, RWPC Office of Support.
- III. **Introductions/Announcements:**
 - Naomi Green announced that Abounding Prosperity provides assistance through thr drivers of poverty program for individuals 20 years of age and younger who live in the city of Dallas. The services include housing, rental and utility assistance via aboundingprosperity.org.
 - Kelly Richter announced that she has a new partner in region that she will be introducing to the RWPC very soon.
 - Glenda B-Johnson, reminded the Leadership of the CHATT Planning Leadership training Series on May 27, 2021.
- IV. **Approval of the May 3, 2021 Meeting Minutes:** James Wright made the motioned to approve the Allocations Committee minutes. Naomi Green seconded the motion. There were two abstentions. The motion passed.
- V. **HRSA/DSHS FY 2020 Final Expenditures Report:** Lionel Hillard opened the discussion by asking Wanda Scott, AA's fiscal manager to discuss the **HRSA/DSHS FY 2020 Final Expenditures Report**.

Wanda Scott provided an overview of the HRSA/DSHS FY 2020 Final Expenditures for **FY 2020 allocations for Part A Formula; Part A Supplemental and MAI; State Services and State Rebate funding expenditures**. She discussed the Part A formula service categories, allocations and highlighted the year-end percentage expended by the EMA. The spreadsheet listed 15 service categories. The FY 2020 category expenditures that exceeded the threshold of 90% or more are color coded in **green** and the category expenditures that did not meet the 90% expenditure threshold are color coded in **red**. She explained that HRSA waived the expenditure penalty for FY 2020 and FY 2021 due to impact of the COVID pandemic. She complimented sub-recipient efforts where funds were expended in the majority of the core medical and support service categories. She informed the committee that there were a total of 5 re-allocations throughout FY 2020.

She discussed HRSA's 95% expenditure requirement for the grants and illustrated how well the Dallas EMA expended the allocations despite the pandemic. She presented a pie chart (**Part A Formula/Supplemental**) which identified categorical expenditure activities. Further, she commented that HRSA would confirm compliance with the 95% expenditure requirement for the categories that expended 90-100% of the fund allocation and there would be no penalty assessed however she pointed out that the categories in red that fell below the expenditure threshold. Those categories

expended 82%, 85%, and 87%; a penalty would have been assessed for the next grant cycle. She reminded members of the importance to maintain the plus/minus 7% allocation discretion for the AA. She discussed the AA's measures for implementation to address areas for improvements. The committee presented questions for and understanding and clarification regarding the expenditure data. Members conducted a robust discussion and presented comments and questions regarding the expenditure outcomes.

She presented a pie chart (*MAI*) which identified category allocations, categorical expenditure percentages of which she identified expenditures in green which exceed 90% and the category in red which did not. She mentioned compared to other jurisdictions, the Dallas EMA performed well in the pandemic year.

Wanda provided an illustration of the aggregated award amount, allocation amount, expenditures and percentages for all grants: **FY 2020 Part A Formula; Part A Supplemental and MAI; State Services and State Rebate funding expenditures.**

Wanda Scott provided an overview of the **FY 2020 State Services YTD Expenditure Actual Part A/MAI Full Award** Allocation. She provided the percentage allocation update for the core medical and support categories.

VI. **Ryan White Grant – AA Expenditure Report** Wanda Scott reported **FY 2021 Part A Formula** expenditures are for the months of March and April; the YTD expenditures pending invoices at \$367,258.27 at 3.62% of the total award. Supplemental expenditures will not be reported until Formula has been expended and reallocations are anticipated in June 2021. This is a first quarter report.

She reported **FY 2021 MAI** Award at \$1,316,827.00; YTD expenditures, pending invoices at 1,720.14. Reallocations are anticipated in June 2021.

She reported **FY 2021 Part B Formula** awarded at \$2,978,136.00; YTD expenditures, pending invoices at \$140,831.00 for the month of April; the YTD expenditure at 5% of the total award. Reallocations are anticipated in July 2021.

VII. **Ryan White Grant – AA Allocations Update Reports;** Wanda Scott reported **FY 2021 State Services Rebate** awarded at \$1,291,561.00; YTD expenditures, pending invoices at \$50,138.47 for the month of April; the YTD expenditure at 4% of the total award. The full award is scheduled for commissioner court in June 2021.

VIII. **New Business: None.**

IX. **Adjournment:** James Kleitches made the motion to adjourn. Kelly Richter seconded the motion. The motion passed unanimously. The meeting was adjourned at 6:29 p.m.

Submitted by:

Glenda Blackmon Johnson, RWPC Office of Support

Date

Certified by:

Claudy Jean-Pierre, RWPC Office of Support

Date

Final Approval by:

Lionel Hillared, RWPC Chair
Auntjuan Wiley, Vice Chair

Date

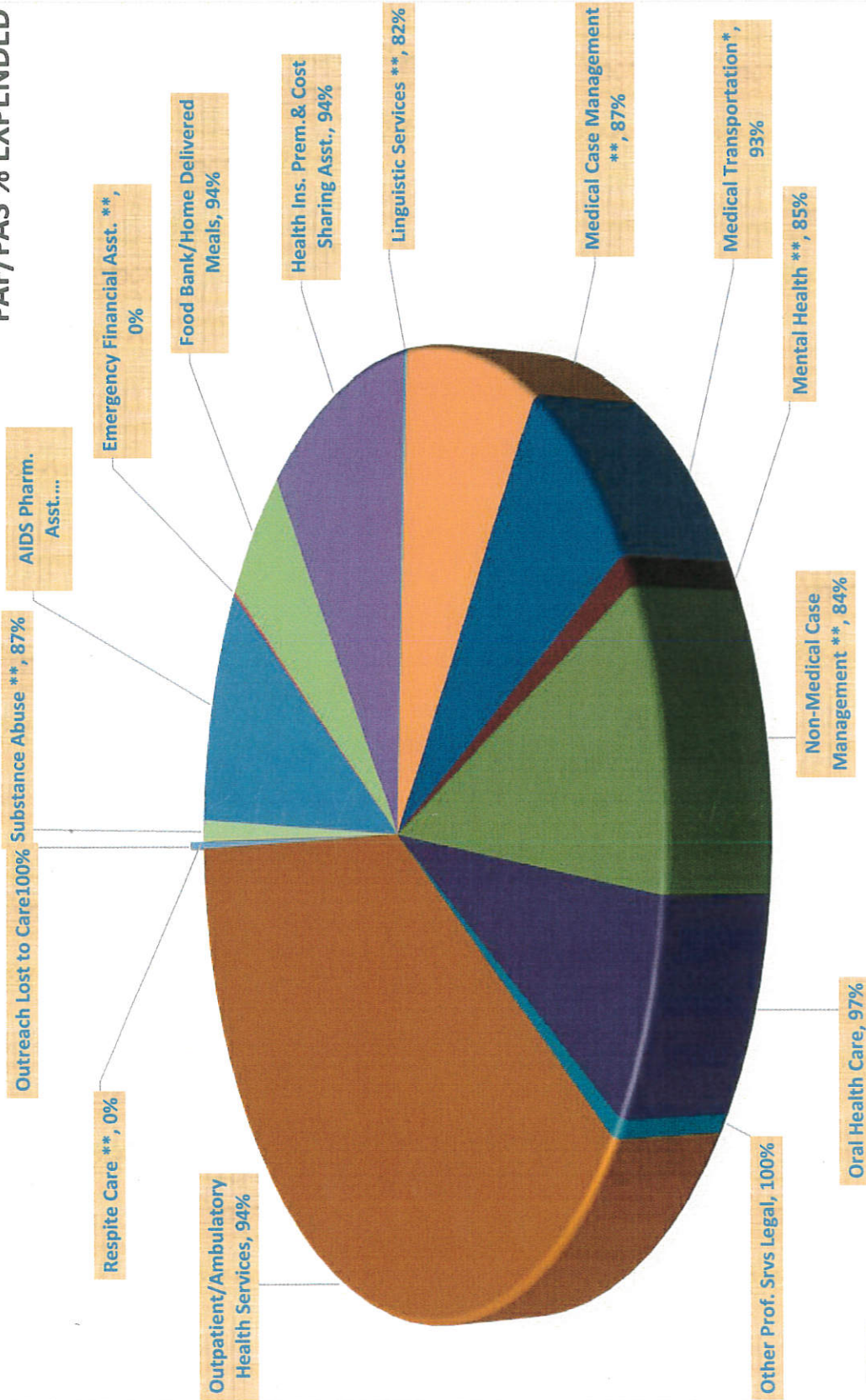
Due to COVID-19
NEXT SCHEDULED MEETING
Monday, June 28, 2021 at 5:15 pm
Will be held via TELE-CONFERENCE
Dallas County Health and Human Services Building

FY 2020-2021 Part A Formula & Supplemental

Row Labels	Sum of Final Allocation	Sum of Total Expended	Sum of % Expended
AIDS Pharm. Asst.	\$ 1,333,546.00	\$ 1,295,793.27	97%
Emergency Financial Asst. **	\$ 25,843.00	\$ 16.67	0%
Food Bank/Home Delivered Meals	\$ 776,495.18	\$ 727,481.88	94%
Health Ins. Prem.& Cost Sharing Asst.	\$ 1,573,481.00	\$ 1,477,526.20	94%
Linguistic Services **	\$ 25,027.82	\$ 20,507.92	82%
Medical Case Management **	\$ 1,293,051.00	\$ 1,123,487.39	87%
Medical Transportation*	\$ 1,080,816.00	\$ 1,003,880.14	93%
Mental Health **	\$ 147,376.00	\$ 125,593.07	85%
Non-Medical Case Management **	\$ 1,339,804.00	\$ 1,120,285.46	84%
Oral Health Care	\$ 1,014,784.00	\$ 984,381.82	97%
Other Prof. Svcs Legal	\$ 104,987.00	\$ 104,987.00	100%
Outpatient/Ambulatory Health Services	\$ 5,970,295.00	\$ 5,753,525.91	96%
Outreach Lost to Care	\$ 40,594.00	\$ 40,591.55	100%
Respite Care **	\$ 4,756.00	\$ -	0%
Substance Abuse **	\$ 116,987.00	\$ 101,507.32	87%
Grand Total	\$ 14,847,843.00	\$ 13,879,565.60	11.96

**SERVICE CATEGORY
PAF/PAS % EXPENDED**

Sum of Final Sum of Total Expended Sum of %...



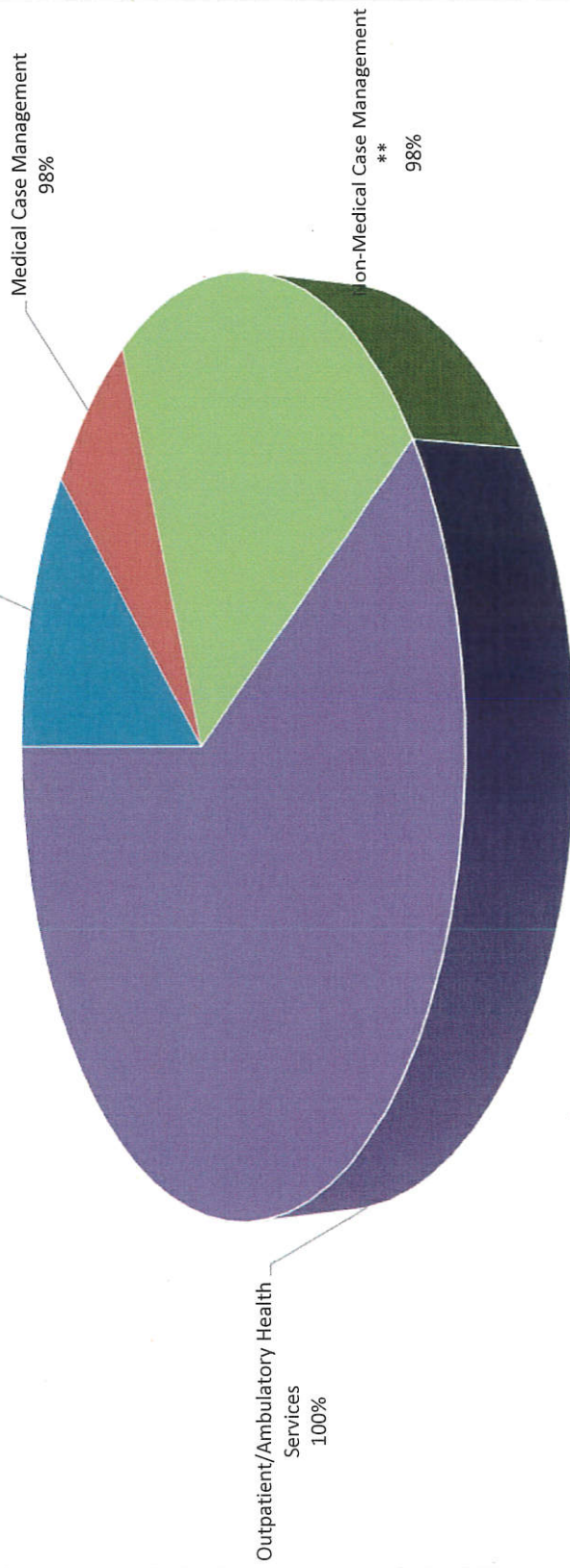
Values

FY 2020-2021 Part A MAI

Row Labels	Sum of Reallocation	Sum of Total Expended	Sum of %
AIDS Pharm. Asst.	\$ 133,749.00	\$ 101,797.44	24%
Medical Case Management	\$ 83,484.00	\$ 81,443.80	2%
Non-Medical Case Management **	\$ 260,479.00	\$ 256,261.89	2%
Outpatient/Ambulatory Health Services	\$ 699,068.00	\$ 699,068.00	0%
Grand Total	\$ 1,176,780.00	\$ 1,138,571.13	0.28

Sum of Reallocation Sum of Total Expended Sum of %

**SERVICE CATEGORY
MAI % EXPENDED**



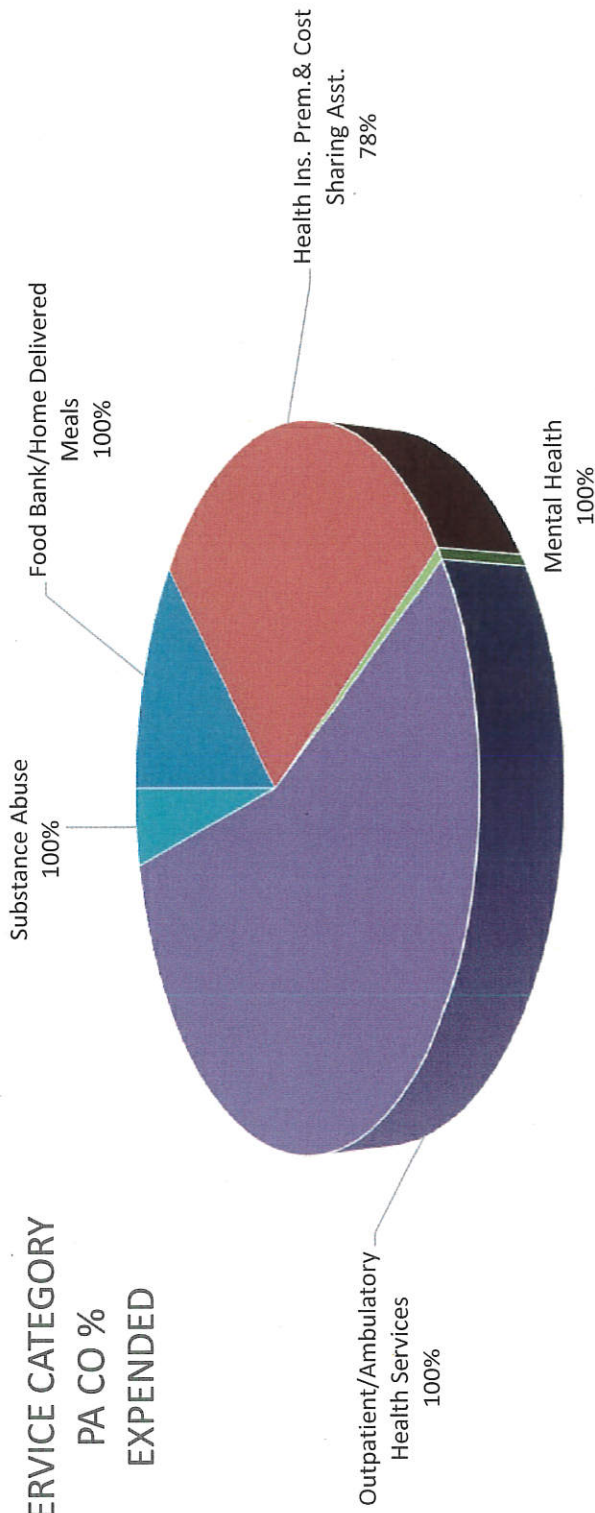
Values

FY 2020-2021 Part A Carryover

Row Labels	Sum of Reallocation	Sum of Total Expended	Sum of %
Food Bank/Home Delivered Meals	\$ 31,914.00	\$ 31,914.00	100%
Health Ins. Prem.& Cost Sharing Asst.	\$ 75,859.00	\$ 52,762.67	70%
Mental Health	\$ 1,515.00	\$ 1,515.00	100%
Outpatient/Ambulatory Health Services	\$ 145,759.00	\$ 145,759.00	100%
Substance Abuse	\$ 10,904.00	\$ 10,894.44	100%
Grand Total	\$ 265,951.00	\$ 242,845.11	4.69

Sum of Reallocation Sum of Total Expended Sum of %

**SERVICE CATEGORY
PA CO %
EXPENDED**



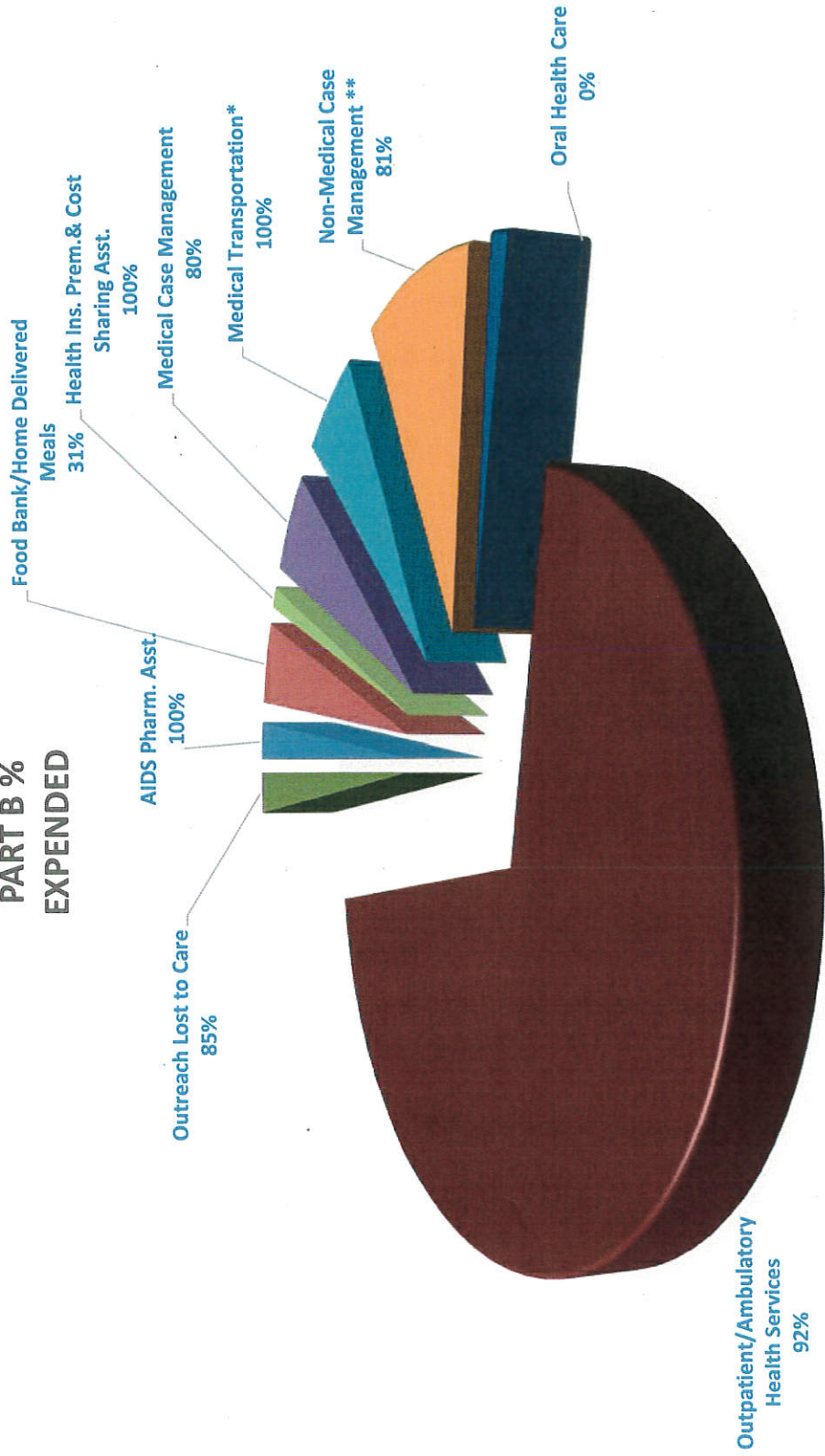
Values

FY 2020-2021 Part B Formula

Row Labels	Sum of Reallocation	Sum of Total Expended	Sum of % Expended
AIDS Pharm. Asst.	\$ 59,083.00	\$ 58,881.11	100%
Food Bank/Home Delivered Meals	\$ 131,262.00	\$ 40,379.94	31%
Health Ins. Prem. & Cost Sharing Asst.	\$ 32,384.00	\$ 32,384.00	100%
Medical Case Management	\$ 163,357.00	\$ 131,156.39	80%
Medical Transportation*	\$ 178,218.00	\$ 178,218.00	100%
Non-Medical Case Management **	\$ 328,772.00	\$ 264,923.21	81%
Oral Health Care	\$ 48,782.00	\$ -	0%
Outpatient/Ambulatory Health Services	\$ 2,358,434.00	\$ 2,158,799.69	92%
Outreach Lost to Care	\$ 66,366.00	\$ 56,690.40	85%
Grand Total	\$ 3,366,658.00	\$ 2,921,432.74	6.68245112

Sum of ReallocationSum of Total ExpendedSum of %...

SERVICE CATEGORY PART B % EXPENDED

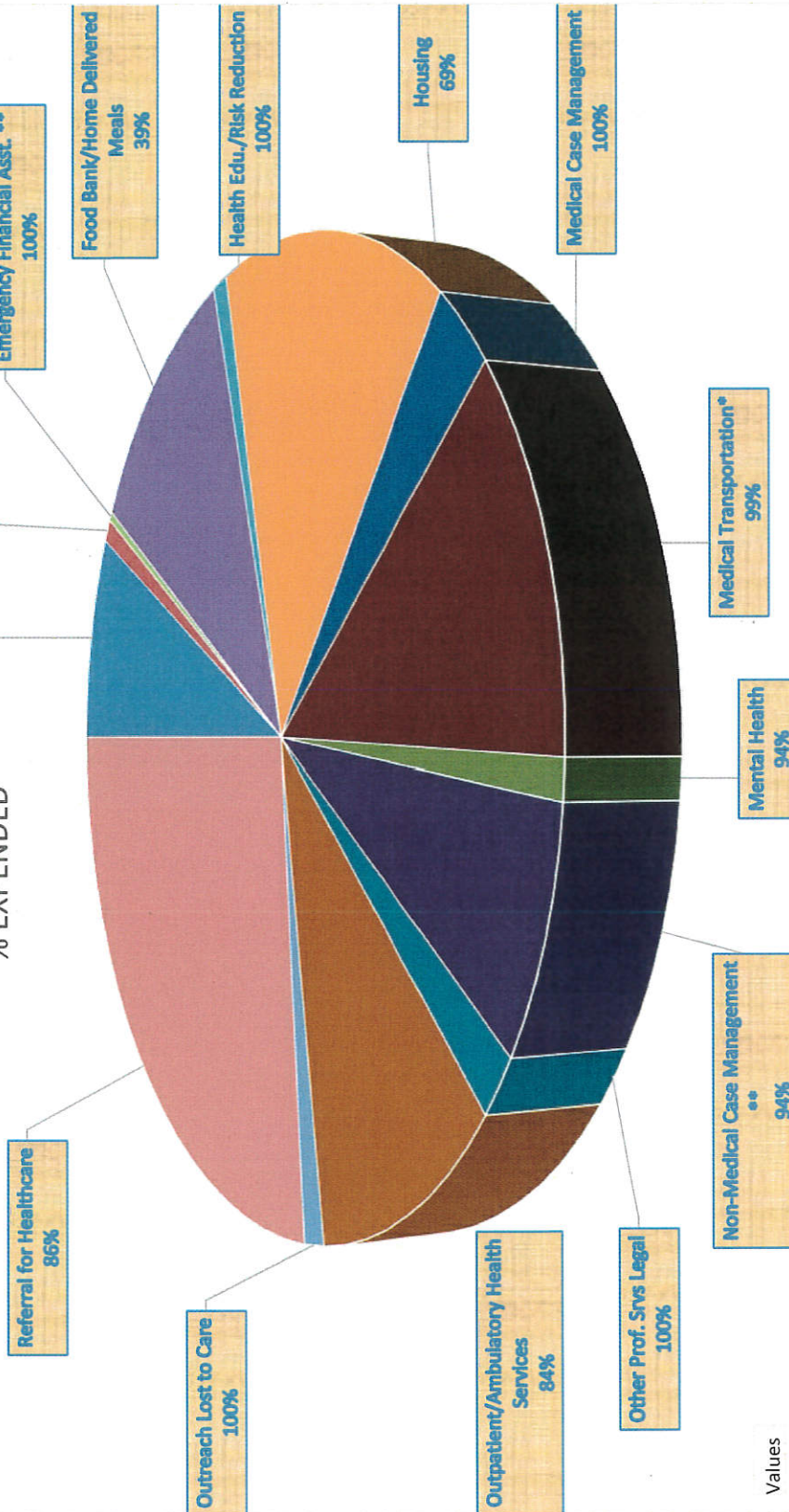


Values

FY 2020-2021 State Rebate

Row Labels	Sum of Reallocation	Sum of Total Expended	Sum of % Expended
AIDS Pharm. Asst.	\$ 114,835.00	\$ 74,729.22	65%
Early Intervention Services	\$ 12,789.00	\$ 12,789.00	100%
Emergency Financial Asst. **	\$ 5,000.00	\$ 5,000.00	100%
Food Bank/Home Delivered Meals	\$ 170,695.00	\$ 66,255.00	39%
Health Edu./Risk Reduction	\$ 14,553.00	\$ 14,553.00	100%
Housing	\$ 220,071.00	\$ 151,597.33	69%
Medical Case Management	\$ 50,004.00	\$ 50,004.00	100%
Medical Transportation*	\$ 178,396.00	\$ 176,374.84	99%
Mental Health	\$ 17,605.00	\$ 16,635.75	94%
Non-Medical Case Management **	\$ 112,868.00	\$ 106,497.28	94%
Other Prof. Svcs Legal	\$ 32,298.00	\$ 32,298.00	100%
Outpatient/Ambulatory Health Services	\$ 165,378.00	\$ 139,112.56	84%
Outreach Lost to Care	\$ 19,250.00	\$ 19,250.00	100%
Referral for Healthcare	\$ 402,929.00	\$ 346,283.74	86%
Grand Total	\$ 1,516,671.00	\$ 1,211,379.72	12.30552454

Sum of Reallocation Sum of Total Expended Sum of %... SERVICE CATEGORY
 STATE-R
 % EXPENDED



Values

FY 2020-2021 All Grant Funds (Part A Formula, Supplemental, MAI, Part B, and State Rebate)

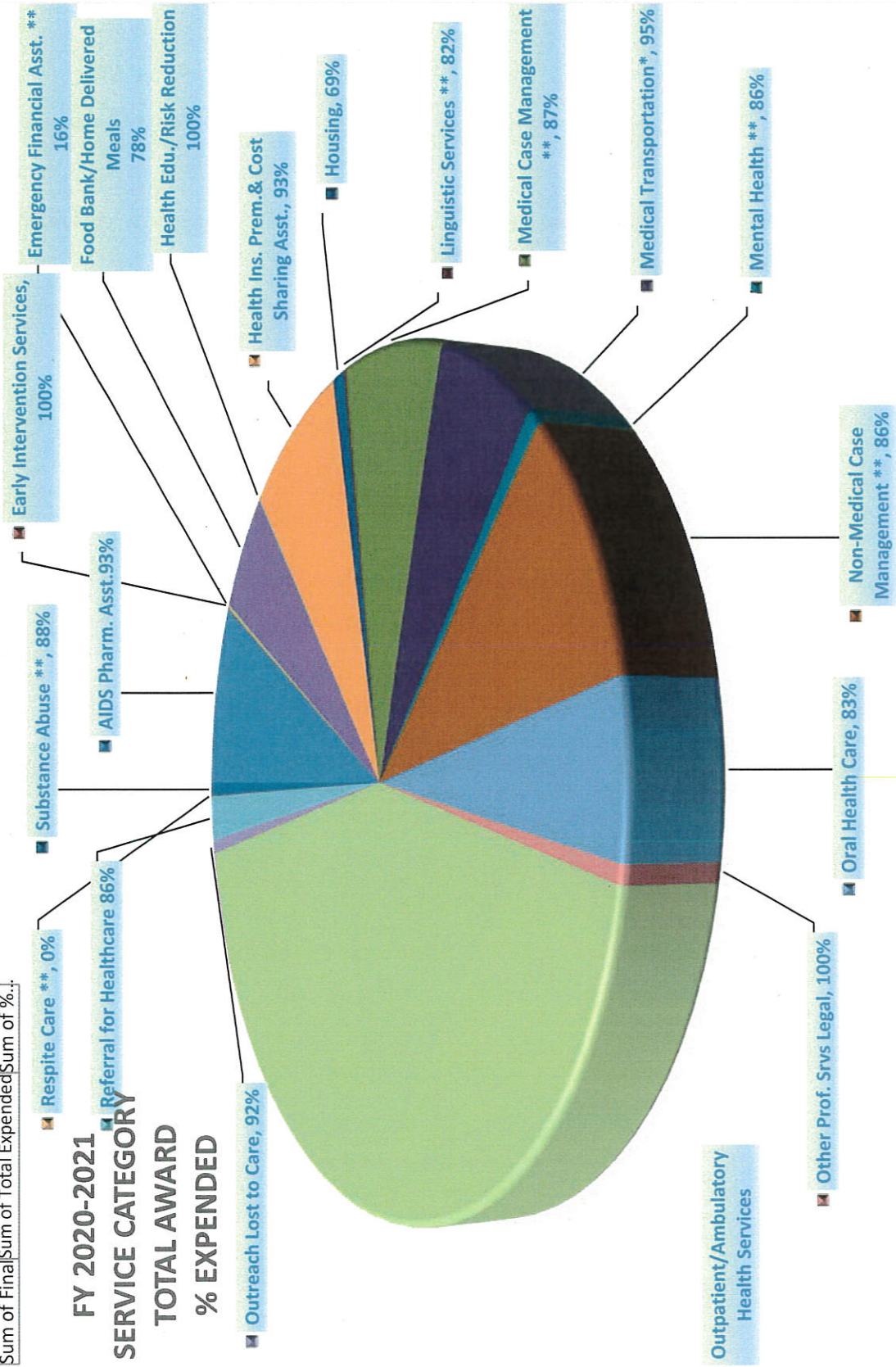
Row Labels	Sum of Final Reallocation	Sum of Total Expended	Sum of % Expended
AIDS Pharm. Asst.	\$ 1,641,213.00	\$ 1,531,201.04	93%
Early Intervention Services	\$ 12,789.00	\$ 12,789.00	100%
Emergency Financial Asst. **	\$ 30,843.00	\$ 5,016.67	16%
Food Bank/Home Delivered Meals	\$ 1,110,366.18	\$ 866,030.82	78%
Health Edu./Risk Reduction	\$ 14,553.00	\$ 14,553.00	100%
Health Ins. Prem.& Cost Sharing Asst.	\$ 1,681,724.00	\$ 1,562,672.87	93%
Housing	\$ 220,071.00	\$ 151,597.33	69%
Linguistic Services **	\$ 25,027.82	\$ 20,507.92	82%
Medical Case Management **	\$ 1,589,896.00	\$ 1,386,091.58	87%
Medical Transportation*	\$ 1,437,430.00	\$ 1,358,472.98	95%
Mental Health **	\$ 166,496.00	\$ 143,743.82	86%
Non-Medical Case Management **	\$ 2,041,923.00	\$ 1,747,967.84	86%
Oral Health Care	\$ 1,219,032.00	\$ 1,006,145.32	83%
Other Prof. Svcs Legal	\$ 137,285.00	\$ 137,285.00	100%
Outpatient/Ambulatory Health Services	\$ 9,338,934.00	\$ 8,896,265.16	95%
Outreach Lost to Care	\$ 126,210.00	\$ 116,531.95	92%
Referral for Healthcare	\$ 402,929.00	\$ 346,283.74	86%
Respite Care **	\$ 4,756.00	\$ -	0%
Substance Abuse **	\$ 127,891.00	\$ 112,401.76	88%
Grand Total	\$ 21,329,369.00	\$ 19,415,557.80	15.28889748

** 19 Service Categories Award fund through Reallocation. 7 Service Categories would pass the NO Penalty rule, PCN 12-02.

Sum of Final Sum of Total Expended Sum of %.

FY 2020-2021

**SERVICE CATEGORY
TOTAL AWARDED
% EXPENDED**



Values

PART A FORMULA FY 2021-2022		# of Service Providers	% Allocation	Current Allocation with all Reallocations	March 2021	April 2021	YTD Expenditures to include Pending Invoices	% Expended to include Pending Invoices	Balance
1	AIDS Drug Assistance Program	0	0.00%	\$ -	\$ -	\$ -	\$ -	0.00%	\$ -
2	AIDS Pharmaceutical Assistance	4	9.13%	\$ 927,170.00	\$ -	\$ -	\$ 16,210.08	1.75%	\$ 910,959.92
3	Early Intervention	0	0.00%	\$ -	\$ -	\$ -	\$ -	0.00%	\$ -
4	Health Insurance Assistance	3	8.43%	\$ 856,083.00	\$ -	\$ -	\$ 86,968.15	10.16%	\$ 769,114.85
5	Home and Comm. Based Health Care	0	0.00%	\$ -	\$ -	\$ -	\$ -	0.00%	\$ -
6	Home Healthcare	0	0.00%	\$ -	\$ -	\$ -	\$ -	0.00%	\$ -
7	Hospice Care	0	0.00%	\$ -	\$ -	\$ -	\$ -	0.00%	\$ -
8	Medical Case Management	5	7.01%	\$ 711,880.00	\$ -	\$ -	\$ 20,895.99	2.94%	\$ 690,984.01
9	Medical Nutrition Therapy	0	0.00%	\$ -	\$ -	\$ -	\$ -	0.00%	\$ -
10	Mental Health	4	1.08%	\$ 109,676.00	\$ -	\$ -	\$ 1,933.68	1.76%	\$ 107,742.32
11	Oral Health Care	2	11.66%	\$ 1,184,097.00	\$ -	\$ -	\$ -	0.00%	\$ 1,184,097.00
12	Outpatient Medical Care	5	35.35%	\$ 3,589,866.00	\$ -	\$ -	\$ 73,942.75	2.06%	\$ 3,515,923.25
13	Substance Abuse	2	0.78%	\$ 79,211.00	\$ -	\$ -	\$ 9,587.96	12.10%	\$ 69,623.04
14	Child Care	0	0.00%	\$ -	\$ -	\$ -	\$ -	0.00%	\$ -
15	Emergency Financial Assistance	2	0.21%	\$ 21,326.00	\$ -	\$ -	\$ -	0.00%	\$ 21,326.00
16	Food Bank/Home Delivered Meals	4	4.08%	\$ 414,332.00	\$ -	\$ -	\$ 44,324.80	10.70%	\$ 370,007.20
17	Health Education/Risk Reduction	0	0.00%	\$ -	\$ -	\$ -	\$ -	0.00%	\$ -
18	Housing	2	3.00%	\$ 240,879.00	\$ -	\$ -	\$ -	0.00%	\$ 240,879.00
19	Linguistic Services	1	0.15%	\$ 15,233.00	\$ -	\$ -	\$ 864.28	5.67%	\$ 14,368.72
20	Medical Transportation	3	7.38%	\$ 749,454.00	\$ -	\$ -	\$ 59,032.79	7.88%	\$ 690,421.21
21	Non-Medical Case Management	7	10.17%	\$ 1,032,784.00	\$ -	\$ -	\$ 35,016.48	3.39%	\$ 997,767.52
22	Legal Services	1	0.58%	\$ 58,901.00	\$ -	\$ -	\$ 17,267.00	29.32%	\$ 41,634.00
23	Outreach-Lost to Care	1	0.27%	\$ 27,419.00	\$ -	\$ -	\$ -	0.00%	\$ 27,419.00
24	Referral for Healthcare	10	0.63%	\$ 63,978.00	\$ -	\$ -	\$ 1,214.31	1.90%	\$ 62,763.69
25	Respite Care	1	0.09%	\$ 9,139.00	\$ -	\$ -	\$ -	0.00%	\$ 9,139.00
26	Unobligated - Housing	-	0.00%	\$ 63,777.00	\$ -	\$ -	\$ -	0.00%	\$ 63,777.00
Total			100%	\$ 10,155,205.00	\$ -	\$ -	\$ 367,258.27	3.62%	\$ 9,787,946.73

PART A MAI FY 2021-2022		# of Service Providers	% Allocation	Current Allocation with all Reallocations	March 2021	April 2021	YTD Expenditures to include Pending Invoices	% Expended to Include Pending Invoices	Balance
1	AIDS Drug Assistance Program	0	0.00%	\$ -	\$ -	\$ -	\$ -	0%	\$ -
2	AIDS Pharmaceutical Assistance	4	9.78%	\$ 128,785.00	\$ -	\$ -	\$ -	0%	\$ 128,785.00
3	Early Intervention	0	0.00%	\$ -	\$ -	\$ -	\$ -	0%	\$ -
4	Health Insurance Assistance	0	0.00%	\$ -	\$ -	\$ -	\$ -	0%	\$ -
5	Home and Comm. Based Health Care	0	0.00%	\$ -	\$ -	\$ -	\$ -	0%	\$ -
6	Home Healthcare	0	0.00%	\$ -	\$ -	\$ -	\$ -	0%	\$ -
7	Hospice Care	0	0.00%	\$ -	\$ -	\$ -	\$ -	0%	\$ -
8	Medical Case Management	4	9.72%	\$ 127,996.00	\$ -	\$ -	\$ 768.03	1%	\$ 127,227.97
9	Medical Nutrition Therapy	0	0.00%	\$ -	\$ -	\$ -	\$ -	0%	\$ -
10	Mental Health	0	0.00%	\$ -	\$ -	\$ -	\$ -	0%	\$ -
11	Oral Health Care	2	14.58%	\$ 191,993.00	\$ -	\$ -	\$ -	0%	\$ 191,993.00
12	Outpatient Medical Care	5	46.87%	\$ 617,198.00	\$ -	\$ -	\$ -	0%	\$ 617,198.00
13	Substance Abuse	0	0.00%	\$ -	\$ -	\$ -	\$ -	0%	\$ -
14	Child Care	0	0.00%	\$ -	\$ -	\$ -	\$ -	0%	\$ -
15	Emergency Financial Assistance	0	0.00%	\$ -	\$ -	\$ -	\$ -	0%	\$ -
16	Food Bank/Home Delivered Meals	0	0.00%	\$ -	\$ -	\$ -	\$ -	0%	\$ -
17	Health Education/Risk Reduction	0	0.00%	\$ -	\$ -	\$ -	\$ -	0%	\$ -
18	Housing	0	0.00%	\$ -	\$ -	\$ -	\$ -	0%	\$ -
19	Linguistic Services	0	0.00%	\$ -	\$ -	\$ -	\$ -	0%	\$ -
20	Medical Transportation	0	0.00%	\$ -	\$ -	\$ -	\$ -	0%	\$ -
21	Non-Medical Case Management	5	19.05%	\$ 250,855.00	\$ -	\$ -	\$ 952.11	0%	\$ 249,902.89
22	Legal Services	0	0.00%	\$ -	\$ -	\$ -	\$ -	0%	\$ -
23	Outreach-Lost to Care	0	0.00%	\$ -	\$ -	\$ -	\$ -	0%	\$ -
24	Referral for Healthcare	0	0.00%	\$ -	\$ -	\$ -	\$ -	0%	\$ -
25	Respite Care	0	0.00%	\$ -	\$ -	\$ -	\$ -	0%	\$ -
26	Unobligated - Housing	0	0.00%	\$ -	\$ -	\$ -	\$ -	0%	\$ -
Total			100%	\$ 1,316,827.00	\$ -	\$ -	\$ 1,720.14	0%	\$ 1,315,106.86

PART B FORMULA FY 2021-2022		# of Service Providers	% Allocation	Current Allocation with all Reallocations	March 2021	April 2021	YTD Expenditures to include Pending Invoices	% Expended to include Pending Invoices	Balance
1	AIDS Drug Assistance Program	0	0.00%	\$ -	\$ -	\$ -	\$ -	0%	\$ -
2	AIDS Pharmaceutical Assistance ***	4	2.13%	\$ 63,434.00	\$ -	\$ -	\$ 592.59	1%	\$ 63,433.99
3	Early Intervention	0	0.00%	\$ -	\$ -	\$ -	\$ -	0%	\$ -
4	Health Insurance Assistance ***	3	0.99%	\$ 29,484.00	\$ -	\$ -	\$ -	0%	\$ 29,484.00
5	Home and Comm. Based Health Care	0	0.00%	\$ -	\$ -	\$ -	\$ -	0%	\$ -
6	Home Healthcare	0	0.00%	\$ -	\$ -	\$ -	\$ -	0%	\$ -
7	Hospice Care	0	0.00%	\$ -	\$ -	\$ -	\$ -	0%	\$ -
8	Medical Case Management ***	5	4.60%	\$ 136,994.00	\$ -	\$ -	\$ 6,375.55	5%	\$ 136,993.95
9	Medical Nutrition Therapy	0	0.00%	\$ -	\$ -	\$ -	\$ -	0%	\$ -
10	Mental Health	0	0.00%	\$ -	\$ -	\$ -	\$ -	0%	\$ -
11	Oral Health Care ***	2	1.84%	\$ 54,798.00	\$ -	\$ -	\$ -	0%	\$ 54,798.00
12	Outpatient Medical Care ***	5	65.53%	\$ 1,951,571.00	\$ -	\$ -	\$ 119,708.59	6%	\$ 1,951,570.94
13	Substance Abuse	0	0.00%	\$ -	\$ -	\$ -	\$ -	0%	\$ -
14	Child Care	0	0.00%	\$ -	\$ -	\$ -	\$ -	0%	\$ -
15	Emergency Financial Assistance	0	0.00%	\$ -	\$ -	\$ -	\$ -	0%	\$ -
16	Food Bank/Home Delivered Meals ***	4	4.64%	\$ 138,186.00	\$ -	\$ -	\$ 2,704.56	2%	\$ 138,185.98
17	Health Education/Risk Reduction	0	0.00%	\$ -	\$ -	\$ -	\$ -	0%	\$ -
18	Housing ***	2	2.11%	\$ 62,839.00	\$ -	\$ -	\$ 4,298.80	7%	\$ 62,838.93
19	Linguistic Services	0	0.00%	\$ -	\$ -	\$ -	\$ -	0%	\$ -
20	Medical Transportation ***	4	7.10%	\$ 211,448.00	\$ -	\$ -	\$ 234.00	0%	\$ 211,448.00
21	Non-Medical Case Management ***	7	9.42%	\$ 280,541.00	\$ -	\$ -	\$ 703.92	0%	\$ 280,541.00
22	Legal Services	0	0.00%	\$ -	\$ -	\$ -	\$ -	0%	\$ -
23	Outreach-Lost to Care	0	0.00%	\$ -	\$ -	\$ -	\$ -	0%	\$ -
24	Referral for Healthcare ***	10	1.64%	\$ 48,841.00	\$ -	\$ -	\$ 6,213.42	13%	\$ 48,840.87
25	Respite Care	0	0.00%	\$ -	\$ -	\$ -	\$ -	0%	\$ -
26	Unobligated - Housing	0	0.00%	\$ -	\$ -	\$ -	\$ -	0%	\$ -
Total			100%	\$ 2,978,136.00	\$ -	\$ -	\$ 140,831.43	5%	\$ 2,978,135.66

State Rebate FY 2021-2022		# of Service Providers	% Allocation	Current Allocation with all Reallocations	March 2021	YTD Expenditures to include Pending Invoices	% Expended to Include Pending Invoices	Balance
1	AIDS Drug Assistance Program	0	0.00%	\$ -	\$ -	\$ -	0%	\$ -
2	AIDS Pharmaceutical Assistance ***	4	2.13%	\$ 25,380.00	\$ -	\$ 198.11	1%	\$ 25,379.99
3	Early Intervention	0	0.00%	\$ -	\$ -	\$ -	0%	\$ -
4	Health Insurance Assistance ***	3	0.99%	\$ 11,796.00	\$ -	\$ -	0%	\$ 11,796.00
5	Home and Comm. Based Health Care	0	0.00%	\$ -	\$ -	\$ -	0%	\$ -
6	Home Healthcare	0	0.00%	\$ -	\$ -	\$ -	0%	\$ -
7	Hospice Care	0	0.00%	\$ -	\$ -	\$ -	0%	\$ -
8	Medical Case Management ***	5	4.60%	\$ 54,812.00	\$ -	\$ 5,926.28	11%	\$ 54,811.89
9	Medical Nutrition Therapy	0	0.00%	\$ -	\$ -	\$ -	0%	\$ -
10	Mental Health	0	0.00%	\$ -	\$ -	\$ -	0%	\$ -
11	Oral Health Care ***	2	1.84%	\$ 21,925.00	\$ -	\$ -	0%	\$ 21,925.00
12	Outpatient Medical Care ***	4	65.53%	\$ 780,830.00	\$ -	\$ 18,849.24	2%	\$ 780,829.98
13	Substance Abuse	0	0.00%	\$ -	\$ -	\$ -	0%	\$ -
14	Child Care	0	0.00%	\$ -	\$ -	\$ -	0%	\$ -
15	Emergency Financial Assistance	0	0.00%	\$ -	\$ -	\$ -	0%	\$ -
16	Food Bank/Home Delivered Meals	4	4.64%	\$ 55,288.00	\$ -	\$ 9,816.00	18%	\$ 55,287.82
17	Health Education/Risk Reduction	0	0.00%	\$ -	\$ -	\$ -	0%	\$ -
18	Housing ***	2	2.11%	\$ 25,142.00	\$ -	\$ -	0%	\$ 25,142.00
19	Linguistic Services	0	0.00%	\$ -	\$ -	\$ -	0%	\$ -
20	Medical Transportation ***	3	7.10%	\$ 84,601.00	\$ -	\$ -	0%	\$ 84,601.00
21	Non-Medical Case Management ***	7	9.42%	\$ 112,245.00	\$ -	\$ 305.01	0%	\$ 112,245.00
22	Legal Services	0	0.00%	\$ -	\$ -	\$ -	0%	\$ -
23	Outreach-Lost to Care	0	0.00%	\$ -	\$ -	\$ -	0%	\$ -
24	Referral for Healthcare ***	9	1.64%	\$ 119,542.00	\$ -	\$ 15,043.83	13%	\$ 119,541.87
25	Respite Care	0	0.00%	\$ -	\$ -	\$ -	0%	\$ -
26	Unobligated - Housing	0	0.00%	\$ -	\$ -	\$ -	0%	\$ -
Total				\$ 1,291,561.00	\$ -	\$ 50,138.47	4%	\$ 1,291,560.55

	State Services FY 2020-2021	# of Service Providers	% Allocation	Current Allocation with all Reallocations	March 2021	April 2021	YTD Expenditures	% Expended	Invoices Pending Review	YTD Expenditures to Include Pending Invoices	% Expended to Include Pending Invoices	Balance
1	AIDS Drug Assistance Program	0	0.00%	\$ -	\$ -	\$ -	\$ -	0%	\$ -	\$ -	0%	\$ -
2	AIDS Pharmaceutical Assistance	0	2.13%	\$ 30,924.00	\$ 7,702.79	\$ -	\$ 7,702.79	25%	\$ -	\$ 7,702.79	25%	\$ 30,923.75
3	Early Intervention	0	0.00%	\$ -	\$ -	\$ -	\$ -	0%	\$ -	\$ -	0%	\$ -
4	Health Insurance Assistance	0	0.99%	\$ 14,374.00	\$ -	\$ -	\$ -	0%	\$ -	\$ -	0%	\$ 14,374.00
5	Home and Comm. Based Health Care	0	0.00%	\$ -	\$ -	\$ -	\$ -	0%	\$ -	\$ -	0%	\$ -
6	Home Healthcare	0	0.00%	\$ -	\$ -	\$ -	\$ -	0%	\$ -	\$ -	0%	\$ -
7	Hospice Care	0	0.00%	\$ -	\$ -	\$ -	\$ -	0%	\$ -	\$ -	0%	\$ -
8	Medical Case Management ***	0	4.60%	\$ 66,784.00	\$ -	\$ -	\$ -	0%	\$ 1,274.43	\$ 1,274.43	2%	\$ -
9	Medical Nutrition Therapy	0	0.00%	\$ -	\$ -	\$ -	\$ -	0%	\$ -	\$ -	0%	\$ 66,783.98
10	Mental Health	0	0.00%	\$ -	\$ -	\$ -	\$ -	0%	\$ 1,625.00	\$ 1,625.00	0%	\$ -
11	Oral Health Care	0	1.84%	\$ 26,714.00	\$ -	\$ -	\$ -	0%	\$ -	\$ -	0%	\$ -
12	Outpatient Medical Care ***	0	65.53%	\$ 951,388.00	\$ -	\$ -	\$ -	0%	\$ 4,970.00	\$ 4,970.00	1%	\$ 26,714.00
13	Substance Abuse	0	0.00%	\$ -	\$ -	\$ -	\$ -	0%	\$ -	\$ -	0%	\$ 951,387.99
14	Child Care	0	0.00%	\$ -	\$ -	\$ -	\$ -	0%	\$ -	\$ -	0%	\$ -
15	Emergency Financial Assistance	0	0.00%	\$ -	\$ -	\$ -	\$ -	0%	\$ -	\$ -	0%	\$ -
16	Food Bank/Home Delivered Meals	0	4.64%	\$ 67,365.00	\$ -	\$ -	\$ -	0%	\$ -	\$ -	0%	\$ -
17	Health Education/Risk Reduction	0	0.00%	\$ -	\$ -	\$ -	\$ -	0%	\$ -	\$ -	0%	\$ 67,365.00
18	Housing ***	0	2.11%	\$ 30,634.00	\$ 1,901.13	\$ -	\$ 1,901.13	6%	\$ -	\$ 1,901.13	6%	\$ -
19	Linguistic Services	0	0.00%	\$ -	\$ -	\$ -	\$ -	0%	\$ -	\$ -	0%	\$ 30,633.94
20	Medical Transportation	0	7.10%	\$ 103,080.00	\$ -	\$ -	\$ -	0%	\$ 108,801.18	\$ 108,801.18	108%	\$ -
21	Non-Medical Case Management	0	9.42%	\$ 136,763.00	\$ 110,703.13	\$ -	\$ 110,703.13	81%	\$ 21,040.80	\$ 131,743.93	96%	\$ 103,078.94
22	Legal Services	0	0.00%	\$ -	\$ -	\$ -	\$ -	0%	\$ -	\$ -	0%	\$ 136,762.04
23	Outreach-Lost to Care	0	0.00%	\$ -	\$ -	\$ -	\$ -	0%	\$ -	\$ -	0%	\$ -
24	Referral for Healthcare	0	1.64%	\$ 23,810.00	\$ 25,174.56	\$ -	\$ 25,174.56	106%	\$ 21,592.17	\$ 46,766.73	196%	\$ -
25	Respite Care	0	0.00%	\$ -	\$ -	\$ -	\$ -	0%	\$ -	\$ -	0%	\$ 23,808.04
26	Unobligated - Housing	0	0.00%	\$ -	\$ -	\$ -	\$ -	0%	\$ -	\$ -	0%	\$ -
	Total		100%	\$ 1,451,836.00	\$ 145,481.61	\$ -	\$ 145,481.61	31%	\$ 159,303.58	\$ 304,785.19	11%	\$ 1,451,831.68