

DALLAS COUNTY JUDICIAL MANAGEMENT REPORT

**VOLUME II:
JUDICIAL SYSTEM WORKLOAD AND
EFFICIENCY MEASURES-FY2023**

Prepared By:
The Office of Budget & Evaluation

Table of Contents

Introduction	5
Section 1: Criminal District Courts	6
• Methodology and Highlights	7
• Cost Summary	10
• Indigent Defense Costs.....	11
• Jail Costs.....	13
• Cases Filed, Pending, and Disposed.....	15
Section 2: Civil District Courts	16
• Methodology and Highlights	17
• Operating Expenses.....	19
• Cases Filed, Pending, and Disposed.....	20
Section 3: Family District Courts	21
• Methodology and Highlights	22
• Cost Summary	24
• Indigent Defense Costs.....	25
• Child Welfare Attorney Expenses.....	26
• Cases Filed, Pending, and Disposed.....	27
Section 4: Juvenile District Courts	28
• Methodology and Highlights	29
• Expenses Summary.....	31
• Child Welfare Attorney Expenses.....	32
• Public Defender Expenses	33
• Juvenile Delinquency Attorney Payments.....	34
• Revenue	35
• Cases Filed, Pending, and Disposed	36
Section 5: County Criminal Courts.....	37
• Methodology and Highlights	38
• Cost Summary	40
• Indigent Defense Costs.....	42

• Revenue	45
• Cases Filed, Pending, and Disposed	46
Section 6: County Courts at Law	47
• Methodology and Highlights	48
• Cost Summary	50
• Cases Filed, Pending, and Disposed	51
Section 7: Probate Courts	52
• Methodology and Highlights	53
• Cost Summary	55
• Cases Assigned	56
• Probate Court Investigators.....	57
• Probate Court Associate Judges.....	58
Section 8: Justice of the Peace Courts	59
• Methodology and Highlights	60
• Justice of the Peace Courts Activity	63
• Visiting Judges.....	64
• Cases Filed	65
• Cases Disposed	66
Section 9: Truancy Courts	67
• Methodology and Highlights	68
• Revenue	69
• Volume	70
• Cases Filed, Disposed, and Dismissals	71
Section 10: Miscellaneous.....	72
• Methodology and Highlights	73
• Child Support Processing Fees	74
• District Attorney Asset Forfeiture.....	75
• Jury Trials	76

Introduction



Introduction

Dallas County has committed to objective performance measurements of each of its many functions. This report provides comparative information on the costs and workloads associated with each of the County's various courts. While financial management serves as a key performance indicator, it is only one of several metrics used to assess judicial efficiency. Therefore, this report should be taken as only one indicator and not a determinate of overall performance. This report is divided into sections dedicated to specific courts with a concluding section that includes miscellaneous court-related statistics. Chapters include both current and prior year data for comparative analysis. *Please note that in some instances, data was unavailable at the time of publishing and cannot be compared to previous fiscal years.*

The data presented in this report comes from multiple internal sources within Dallas County that track financial and court activity produced by the Dallas County's Financial Recording System, Oracle, Odyssey's Case, the County Auditor's Office, the Dallas County Criminal Justice Department, Dallas County Public Defender's Office, Dallas County Clerk's Office, Dallas County's Probate Court, Dallas County Truancy Courts, SQL Server Reporting Services, and the Office of Court Administration. Each section is presented with information regarding the levels of spending by each court, along with caseload metrics, including case filings, dispositions, and pending cases.

Additionally, in some sections, distinctions between the use of court-appointed attorneys and public defenders for indigent defense are highlighted. The information is compared to multiple years of data, including FY2022, which is what is being referenced when explaining any form of increases or decreases in amounts.

It should be noted that performance measurement involves assessing multiple facets of an organization's operations. Financial management should not be taken as the sole indicator of a court's overall performance, this report is intended to serve as a supplementary analytical tool rather than a comprehensive evaluation of judicial performance.



Criminal District Courts

Section 1

Methodology and Highlights

Methodology

The purpose of the Criminal District Courts is to have original jurisdiction over all felony cases. These courts hear uncontested pleas, revocations, adjudications, contested examining trials, writs, extradition cases, bond forfeitures, and other matters. They also conduct competency hearings to determine an individual's mental ability to stand trial. The Criminal District Courts consist of 17 courts, as well as 12 Felon Specialty Courts and two Misdemeanor Specialty Courts. These specialty courts include programming that includes judicial intervention, Community Supervision and Corrections Department (CSCD) intervention, rehabilitative services, treatment plans and additional therapeutic support.

Cost data is derived from Dallas County's Financial Recording System – Oracle. Caseload data is derived from Odyssey's Case and data submitted to the Office of Court Administration (OCA).

Operating expenses include salaries and benefits for staff and other operating costs to support staff. Costs associated with the Commendation Appreciation Program (CAP) are excluded; other costs include visiting judge expenses.

Indigent defense costs consist of public defender or investigator expenses, and court-appointed attorney (CAA) expenses. Costs associated with indigent defense in capital murder cases are not included, since these cases are infrequent and could distort the comparative results.

Average Daily Jail Bed Costs are calculated by multiplying the average daily pending jail number for each court by the cost to house an inmate and the number of days that are included in the reporting period. The FY2023 Average Daily Jail Bed Cost was \$66.16. The FY2023 cost to house inmates totaled \$67,479,410. Indirect costs related to the operations, maintenance, or management of the jail are not included in the jail cost calculation.



Disposition data for Criminal District Courts does not include dismissals. A dismissal occurs without the assessment of fines or fees, at the discretion of the District Attorney, with the approval of the Judge. Therefore, it is not used as a measure of judicial activity, nor is it appropriate to include dismissals in calculating revenue per disposition. Dismissals are not an indicator of judicial activity; however, these dismissals are included in the County Criminal Courts aggregate data page to reconcile filings and dispositions as they affect the pending caseload.

Please note that in May 2023, Dallas County changed the court reporting system from Document Direct to Odyssey. As a result, discrepancies may appear when compared to previous data and records. Please also note that in some instances, data was unavailable at the time of publishing.

Highlights

The 2nd Criminal District Court had the highest amount in operating expenses at \$484,179 in FY2023 (Table 1.1). The 3rd Criminal District Court had the lowest amount in operating expenses at \$344,796 in FY2023 (Table 1.1).

The 1st Criminal District Court had the highest revenue at \$409,017. The 363rd Criminal District Court had the lowest revenue at \$69,505. While the average amount of revenue for all the courts was \$192,745 (Table 1.1).

The 282nd Criminal District Court had the highest expenses for court appointed attorneys at \$899,918 in FY2023. Overall, there was an increase of 51% for court appointed attorney expenses in comparison to FY2022 (Table 1.2).

Public Defender expenses however saw an increase by 7% in comparison to FY2022 (Table 1.3). While the 204th Criminal District Court and 282nd Criminal District Court saw no Public Defender Expenses in FY2022, nor FY2023.

Total Average Daily Jail Bed Costs for the Criminal District Courts experienced a 9% decrease when compared to FY2022 (Table 1.4). The Court with the highest amount of total Average Daily Jail Bed Cost expenses for FY2023 was the 5th Criminal District Court with \$5,444,367. The Court with the lowest amount of Average Daily Jail Bed Cost expenses for FY2023 was the 292nd Criminal District Court with \$2,719,988 (Table 1.4).

DRAFT

Methodology and Highlights

Criminal District Courts

- Criminal District Court #1 – Hon. Tina Yoo Clinton
- Criminal District Court #2 – Hon. Nancy Kennedy/Hon. Justin J. “J.J.” Koch
- Criminal District Court #3 – Hon. Audra Riley
- Criminal District Court #4 – Hon. Dominique Collins
- Criminal District Court #5 – Hon. Carter Thompson
- Criminal District Court #6 – Hon. Nancy Mulder/Jeanine L. Howard
- Criminal District Court #7 – Hon. Chika Anyiam
- Criminal District Court #194 – Hon. Ernest White
- Criminal District Court #195 – Hon. Hector Garza
- Criminal District Court #203 – Hon. Raquel “Rocky” Jones
- Criminal District Court #204 – Hon. Tammy Kemp
- Criminal District Court #265 – Hon. Jennifer Bennett
- Criminal District Court #282 – Hon. Amber Givens
- Criminal District Court #283 – Hon. Lela Lawrence Mays
- Criminal District Court #291 – Hon. Stephanie Huff
- Criminal District Court #292 – Hon. Brandon Birmingham
- Criminal District Court #363 – Hon. Tracy Holmes

Felony Specialty Courts

- Achieve, Inspire, Motivate (AIM) – Hon. Audra Riley
- Achieving True Liberty and Success (ATLAS) – Hon. Raquel “Rocky” Jones
- Dual Diagnosis Center Aftercare (DDCA) – Hon. Jennifer Bennett
- Diversion and Expedited Rehabilitation and Treatment (DIVERT) – Hon. Hector Garza
- Felony Domestic Violence Court – Hon. Brandon Birmingham
- Felony DWI – Hon. Tracy Holmes
- Intensive Intervention Program (IIP) – Hon. Ernest White
- Substance Abuse Felony Punishment Facilities (SAFPF) – Hon. Robert Francis
- Stabilization, Engagement, Transition (SET) – Hon. Kristin Wade
- Successful Treatment of Addiction through Collaboration (STAC) – Hon. Lela Lawrence Mays and Ladonna Harlan
- Strengthening, Transition, and Recovery (STAR) – Hon. Nancy Kennedy
- Veterans Treatment Court – Hon. Dominique Collins

Misdemeanor Specialty Courts

- Misdemeanor DWI Court – Hon. Audrey Moorehead
- Misdemeanor Mental Health Court – Hon. Kristin Wade

Cost Summary

Total Costs and Revenues

Court	Judge	Operating Expenses	Visiting Judge Expenses	Indigent Defense Expenses	Jail Costs	Total Costs	Revenues
1st	Clinton	\$452,328	\$140	\$1,112,558	\$3,756,174	\$5,321,200	\$409,017
2nd	Koch	\$481,179	\$0	\$1,100,949	\$3,244,667	\$4,826,795	\$268,932
3rd	Riley	\$344,796	\$0	\$1,030,890	\$3,822,033	\$5,197,720	\$171,373
4th	Collins	\$372,103	\$140	\$1,022,796	\$4,776,993	\$6,172,032	\$152,813
5th	Thompson	\$356,653	\$611	\$1,213,528	\$5,444,367	\$7,015,158	\$169,235
6rh	Mulder	\$381,284	\$969	\$1,156,781	\$4,278,657	\$5,817,691	\$101,086
7rh	Anyiam	\$380,312	\$1,055	\$944,299	\$3,901,064	\$5,226,730	\$83,984
194th	White	\$411,728	\$0	\$1,283,584	\$5,407,046	\$7,102,359	\$255,998
195th	Garza	\$398,302	\$91	\$1,135,098	\$3,503,713	\$5,037,204	\$746,604
203rd	Jones	\$408,892	\$0	\$1,038,929	\$4,728,696	\$6,176,518	\$89,623
204th	Kemp	\$382,502	\$4,477	\$755,056	\$4,322,564	\$5,464,599	\$117,164
265th	Bennett	\$386,813	\$70	\$948,180	\$3,253,448	\$4,588,511	\$254,443
282nd	Givens	\$372,697	\$34	\$899,918	\$3,745,197	\$5,017,846	\$99,426
283rd	Mays	\$377,156	\$549	\$962,451	\$3,411,510	\$4,751,666	\$83,296
291st	Huff	\$379,446	\$673	\$1,235,532	\$3,510,299	\$5,125,950	\$104,387
292nd	Birmingham	\$541,549	\$166	\$1,205,548	\$2,719,988	\$4,467,251	\$99,774
363rd	Holmes	\$389,358	\$0	\$1,033,356	\$3,652,994	\$5,075,708	\$69,505
Total		\$6,817,098	\$8,974	\$18,079,453	\$67,479,410	\$92,384,937	\$3,276,659
Average		\$401,006	\$528	\$1,063,497	\$3,969,377	\$5,434,408	\$192,745

***Please note revenue data is only presented as partial due to the system switch from the mainframe.**

- **Table 1.1 – Source/Explanation:** Data is derived from Dallas County's Financial Recording System – Oracle and SQL Server Reporting Services

Indigent Defense Expenses

Court-Appointed Attorney Expenses

Court	Judge	FY2022	FY2023	% Change from FY2022
1st	Clinton	\$530,820	\$817,446	54%
2nd	Koch	\$434,618	\$463,967	7%
3rd	Riley	\$375,103	\$708,287	89%
4th	Collins	\$452,582	\$693,092	53%
5th	Thompson	\$627,858	\$850,460	35%
6th	Mulder	\$614,306	\$964,232	57%
7th	Anyiam	\$488,762	\$780,980	60%
194th	White	\$520,489	\$787,512	51%
195th	Garza	\$480,350	\$803,918	67%
203rd	Jones	\$458,633	\$712,291	55%
204th	Kemp	\$539,968	\$755,056	40%
265th	Bennett	\$375,211	\$621,542	66%
282nd	Givens	\$546,670	\$899,918	65%
283rd	Mays	\$462,853	\$706,238	53%
291st	Huff	\$443,513	\$749,523	69%
292nd	Birmingham	\$631,585	\$718,327	14%
363rd	Holmes	\$487,036	\$730,728	50%
Total		\$8,470,357	\$12,763,517	51%
Average		\$498,958	\$750,795	51%

• **Table 1.2** – Source/Explanation: Data is derived from Dallas County's Financial Recording System – Oracle

Public Defender Expenses

Court	Judge	FY2022	FY2023	% Change from FY2022
1st	Clinton	\$157,973	\$295,112	87%
2nd	Koch	\$642,672	\$636,982	-1%
3rd	Riley	\$351,107	\$322,603	-8%
4th	Collins	\$318,905	\$329,704	3%
5th	Thompson	\$351,107	\$363,068	3%
6th	Mulder	\$186,185	\$192,549	3%
7th	Anyiam	\$157,973	\$163,319	3%
194th	White	\$479,821	\$496,072	3%
195th	Garza	\$320,330	\$331,180	3%
203rd	Jones	\$315,946	\$326,638	3%
204th	Kemp	\$0	\$0	0%
265th	Bennett	\$315,946	\$326,638	3%
282nd	Givens	\$0	\$0	0%
283rd	Mays	\$281,624	\$256,213	-9%
291st	Huff	\$342,563	\$486,009	42%
292nd	Birmingham	\$471,277	\$487,220	3%
363rd	Holmes	\$292,771	\$302,627	3%
Total		\$4,986,198	\$5,315,934	7%
Average		\$293,306	\$312,702	7%

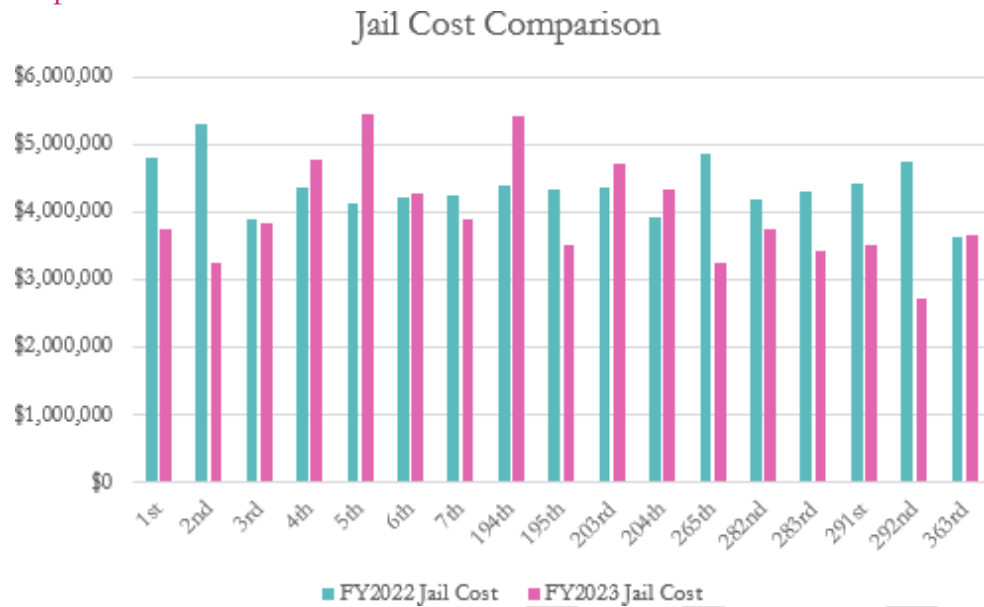
- **Table 1.3** – *Source/Explanation: Data is derived from Dallas County's Financial Recording System – Oracle*

Jail Costs Expenses

Court	Judge	FY2022	FY2023	% Change from FY2022
1st	Clinton	\$4,807,488	\$3,756,174	-22%
2nd	Koch	\$5,296,004	\$3,244,667	-39%
3rd	Riley	\$3,887,688	\$3,822,033	-2%
4th	Collins	\$4,355,764	\$4,776,993	10%
5th	Thompson	\$4,128,880	\$5,444,367	32%
6th	Mulder	\$4,204,508	\$4,278,657	2%
7th	Anyiam	\$4,243,344	\$3,901,064	-8%
194th	White	\$4,390,512	\$5,407,046	23%
195th	Garza	\$4,331,236	\$3,503,713	-19%
203rd	Jones	\$4,361,896	\$4,728,696	8%
204th	Kemp	\$3,930,612	\$4,322,564	10%
265th	Bennett	\$4,870,852	\$3,253,448	-33%
282nd	Givens	\$4,198,376	\$3,745,197	-11%
283rd	Mays	\$4,308,752	\$3,411,510	-21%
291st	Huff	\$4,427,304	\$3,510,299	-21%
292nd	Birmingham	\$4,758,432	\$2,719,988	-43%
363rd	Holmes	\$3,638,320	\$3,652,994	0%
Total		\$74,139,968	\$67,479,410	-9%
Average		\$4,361,175	\$3,969,377	-9%

- **Table 1.4 – Source/Explanation:** Data is derived from Dallas County's Financial Recording System – Oracle

Jail Costs Comparison



- **Chart 1.1** – *Source/Explanation: Data is derived from Dallas County’s Financial Recording System – Oracle*

Jail Population			Jail Bookins		
Month	FY2022	FY2023	Month	FY2022	FY2023
Oct.	5,863	6,205	Oct.	3,994	4,353
Nov.	5,597	6,092	Nov.	3,696	4,059
Dec.	5,417	6,076	Dec.	3,726	3,991
Jan.	5,541	6,084	Jan.	3,797	4,259
Feb.	5,648	6,109	Feb.	3,442	4,011
Mar.	5,552	6,005	Mar.	4,248	4,621
Apr.	5,633	5,927	Apr.	4,172	4,538
May	5,847	5,827	May	4,255	4,302
Jun.	5,986	6,137	Jun.	4,148	4,366
Jul.	6,048	6,429	Jul.	4,297	4,431
Aug.	6,288	6,601	Aug.	4,747	4,594
Sep.	6,247	6,608	Sep.	4,546	4,253
Total	69,667	74,100	Total	49,068	51,778
Average	5,806	6,175	Average	4,089	4,315

- **Tables 1.5 and 1.6** – *Source/Explanation: Data is derived from the Jail Population Committee Data-Dallas County Criminal Justice Department*

Cases Filed, Disposed, and Pending

Court	Judge	Cases Filed	Cases Disposed	Cases Pending
1st	Clinton	-	-	-
2nd	Koch	-	-	-
3rd	Riley	-	-	-
4th	Collins	-	-	-
5th	Thompson	-	-	-
6th	Mulder	-	-	-
7th	Anyiam	-	-	-
194th	White	-	-	-
195th	Garza	-	-	-
203rd	Jones	-	-	-
204th	Kemp	-	-	-
265th	Bennett	-	-	-
282nd	Givens	-	-	-
283rd	Mays	-	-	-
291st	Huff	-	-	-
292nd	Birmingham	-	-	-
363rd	Holmes	-	-	-
Total			-	-
Average			-	-

***Please note data unavailable at time of publishing.**

- **Table 1.7** – *Source/Explanation:* N/A



Civil District Courts

Section 2

Methodology and Highlights

Methodology

The purpose of the Civil District Courts is to resolve civil law issues, including title to land and civil matters where the amount of money or damages involved is \$200 or more. The Civil District Courts consist of thirteen courts. Each court has a presiding judge who is elected from the County-at-large every four years.

Cost data is derived from Dallas County's Financial Recording System – Oracle. Caseload data is derived from Odyssey's Case and data submitted to the Office of Court Administration (OCA).

Operating expenses include salaries and benefits for staff and other operating costs to support staff associated with the Commendation Appreciation Program (CAP) are excluded.

Disposition data for the Civil District Courts does not include dismissals. A dismissal occurs without the assessment of fines or fees, at the discretion of the District Attorney, with the approval of the Judge. Therefore, it is not used as a measure of judicial activity, nor is it appropriate to include dismissals in calculating revenue per disposition.

Please note that in May 2023, Dallas County changed the court reporting system from Document Direct to Odyssey.

As a result, discrepancies may appear when compared to previous data and records.



Highlights

The total operating expenses for FY2023 in comparison to FY2022 saw an increase of 71%. The 101st Civil District Court had the highest amount of operating expenses at \$72,855. While the 298th Civil District Court had the lowest amount of operating expenses at \$3,437 (Table 2.1).

The average number of cases filed for FY2023 was 1,613. The average number of cases disposed for FY2023 was 1,370. While the average number of cases pending for FY2023 was 14,337 (Table 2.2). This backlog is primarily due to the COVID-19 pandemic.

Methodology and Highlights

Civil District Courts

- Civil District Court #14 – Hon. Eric V. Moyé
- Civil District Court #44 – Hon. Bonnie Goldstein
- Civil District Court #68 – Hon. Martin Hoffman
- Civil District Court #95 – Hon. David Evans
- Civil District Court #101 – Hon. Staci Williams
- Civil District Court #116 – Hon. Tonya Parker
- Civil District Court #134 – Hon. Dale Tillery
- Civil District Court #160 – Hon. Aiesha Redmond
- Civil District Court #162 – Hon. Maricela Moore
- Civil District Court #191 – Hon. Gena Slaughter
- Civil District Court #192 – Hon. Craig Smith
- Civil District Court #193 – Hon. Bridgett N. Whitmore
- Civil District Court #298 – Hon. Emily G. Tobolowsky

Operating Expenses

Operating Expenses Comparison

Court	Judge	FY2022	FY2023	% Change from FY2022
14th	Moyé	\$4,965	\$12,934	161%
44th	Goldstein	\$31,601	\$33,775	7%
68th	Hoffman	\$8,532	\$11,023	29%
95th	Evans	\$11,850	\$15,021	27%
101st	Williams	\$40,364	\$72,855	80%
116th	Parker	\$4,964	\$6,194	25%
134th	Tillery	\$3,263	\$15,953	389%
160th	Redmond	\$18,342	\$13,781	-25%
162nd	Moore	\$3,983	\$44,118	1008%
191st	Slaughter	\$5,674	\$10,357	83%
192nd	Smith	\$6,252	\$19,566	213%
193rd	Whitmore	\$13,695	\$18,457	35%
298th	Tobolowsky	\$8,363	\$3,437	-59%
Total		\$161,848	\$277,471	71%
Average		\$12,450	\$21,344	71%

- **Table 2.1** – *Source/Explanation: Data is derived from Dallas County's Financial Recording System – Oracle/ Odyssey's Case*

Cases Filed, Disposed, and Pending

Court	Judge	Cases Filed	Cases Disposed	Cases Pending
14th	Moyé	1,605	1,343	11,256
44th	Goldstein	1,616	1,332	12,584
68th	Hoffman	1,629	1,447	14,632
95th	Evans	1,612	1,325	14,132
101st	Williams	1,611	1,331	17,043
116th	Parker	1,620	1,509	12,668
134th	Tillery	1,608	1,434	13,703
160th	Redmond	1,612	1,415	12,615
162nd	Moore	1,623	1,361	15,022
191st	Slaughter	1,605	1,277	17,691
192nd	Smith	1,630	1,313	13,315
193rd	Whitmore	1,598	1,475	13,281
298th	Tobolowsky	1,600	1,249	18,434
Total		20,969	17,811	186,376
Average		1,613	1,370	14,337

- **Table 2.2** – *Source/Explanation: Data is derived from the Office of Court Administration (OCA).*

The image shows the exterior of a modern court building. The facade is made of large, light-colored stone or concrete panels. The name "George L. Allen, Sr. Court" is engraved in large, dark letters. Below it, the address "600 Commerce Street" is also engraved. To the left, there is a staircase with a wooden railing. The building is set against a clear sky.

George L. Allen, Sr. Court

600
Commerce Street

Family District Courts

Section 3

Methodology and Highlights

Methodology

The purpose of Family District Courts is to handle a wide range of family law issues, including divorce, child custody, visitation, child support, and more, aiming to resolve legal disputes that affect families, especially those involving children and property. The Family District Courts consist of seven courts.

Cost data is derived from Dallas County's Financial Recording System – Oracle. Caseload data is derived from Odyssey's Case and data submitted to the Office of Court Administration (OCA).

Operating expenses include salaries and benefits for staff and other operating costs to support staff. Costs associated with the Commendation Appreciation Program (CAP) are excluded.

Other costs include visiting judge expenses, child welfare attorney expenses, juvenile delinquency expenses, fines and fees collected, contempt fines, the use of Court Appointed Special Advocates (CASA), etc.

Contempt fines can be defined as penalties imposed by a court for disobedience or disrespect to court orders. The punishment for contempt can include a fine of up to \$500 for a court other than a justice court or municipal court, a fine of up to \$100 for a justice court or municipal court, possible confinement in jail for up to six months for a court other than a justice court or municipal court, and for contempt of a justice court or municipal court, confinement for up to three days is possible. Fines and penalties are outlined per the Texas Government Code, Article 42.002.



Please note that in May 2023, Dallas County changed the court reporting system from Document Direct to Odyssey. As a result, discrepancies may appear when compared to previous data and records.

Highlights

The 255th Family District Court had the highest operating expense at \$48,448 in FY2023 (Table 3.1).

The 302nd Family District Court had the highest amount of contempt fines at \$850, while the 255th Family District Court, 301st Family District Court, and 303rd Family District Court had zero in FY2023 (Table 3.1).

The 303rd Family District Court had the highest amount in visiting judge expenses at \$481 in FY2023 (Table 3.1).

Court Appointed Attorney expenses in FY2023 experienced a decrease of 17% in comparison to FY2022. The 301st Family District Court had the highest amount in Court Appointed Attorney expenses at \$156,199, with the 254th Family District Court having the lowest amount at \$44,030 (Table 3.2).

Public Defender expenses for FY2023 experienced a 99% decrease due to three courts having no assigned public defenders, while the 330th Family District Court had the highest expenses at \$1,502 (Table 3.3).

Child welfare attorney expenses saw a decrease of 2% when comparing FY2022 and FY2023. FY2022 had a total amount of \$2,978,149 in comparison to FY2023, which had \$2,927,126 (Table 3.4).

The average number of cases filed for all courts for FY2023 was 3,836. For cases disposed, the average number of cases was 4,022. The average number of cases pending was 14,872 (Table 3.5).

Methodology and Highlights

Family District Courts

- Family District Court #254 – Hon. Kimberly Brown
- Family District Court #255 – Hon. Kim Cooks/Hon. Vonda Bailey
- Family District Court #256 – Hon. David Lopez
- Family District Court #301 – Hon. Mary Brown
- Family District Court #302 – Hon. Sandra Jackson
- Family District Court #303 – Hon. Rhonda Hunter/Hon. LaDeitra D. Adkins
- Family District Court #330 – Hon. Andrea Plumlee

Cost Summary

Total Costs and Revenues

Court	Judge	Operating Expenses	Indigent Defense Expenses	Visiting Judges	Contempt Fines	Total Costs
254th	Brown	\$8,539	\$45,410	\$71	\$100	\$54,020
255th	Cooks/Bailey	\$48,448	\$121,035	\$53	\$0	\$169,536
256th	Lopez	\$25,333	\$131,101	\$0	\$600	\$156,434
301st	Brown	\$13,662	\$156,199	\$33	\$0	\$169,894
302nd	Jackson	\$9,041	\$49,836	\$0	\$850	\$58,877
303rd	Hunter/Adkins	\$34,846	\$79,808	\$481	\$0	\$115,138
330th	Plumlee	\$6,041	\$76,849	\$0	\$500	\$82,890
Total		\$145,913	\$660,238	\$638	\$2,050	\$806,789
Average		\$20,845	\$94,320	\$91	\$292.86	\$201,697

- **Table 3.1** – *Source/Explanation: Data is derived from Dallas County's Financial Recording System – Oracle*

Indigent Defense Expenses

Court Appointed Attorney Expenses

Court	Judge	FY2022	FY2023	% Change from FY2022
254th	Brown	\$92,362	\$44,030	-52%
255th	Cooks/Bailey	\$112,832	\$119,541	6%
256th	Lopez	\$85,020	\$131,101	54%
301st	Brown	\$169,647	\$156,199	-8%
302nd	Jackson	\$118,458	\$49,836	-58%
303rd	Hunter/Adkins	\$130,041	\$79,306	-39%
330th	Plumlee	\$83,593	\$75,348	-10%
Total		\$791,952	\$655,361	-17%
Average		\$113,136	\$93,623	-17%

- **Table 3.2** – *Source/Explanation: Data is derived from Dallas County's Financial Recording System – Oracle*

Public Defender Expenses

Court	Judge	FY2022	FY2023	% Change from FY2022
254th	Brown	\$171,279	\$1,380	-99%
255th	Cooks/Bailey	\$0	\$1,494	0%
256th	Lopez	\$157,973	\$0	-100%
301st	Brown	\$157,973	\$0	-100%
302nd	Jackson	\$217,578	\$0	-100%
303rd	Hunter/Adkins	\$151,594	\$502	-100%
330th	Plumlee	\$0	\$1,502	0%
Total		\$856,397	\$4,878	-99%
Average		\$122,342	\$697	-99%

- **Table 3.3** – *Source/Explanation: Data is derived from Dallas County's Financial Recording System – Oracle*

Child Welfare Attorney Expenses

Child Welfare Attorney Expenses

Month	FY2022	FY2023	% Change from 2022
Oct.	\$309,772	\$134,779	-56%
Nov.	\$264,277	\$181,114	-31%
Dec.	\$171,005	\$287,822	68%
Jan.	\$307,386	\$244,089	-21%
Feb.	\$291,992	\$387,666	33%
Mar.	\$240,908	\$326,993	36%
Apr.	\$235,400	\$188,701	-20%
May.	\$260,688	\$268,897	3%
Jun.	\$125,982	\$148,303	18%
Jul.	\$267,620	\$330,228	23%
Aug.	\$348,264	\$199,948	-43%
Sep.	\$154,854	\$228,587	48%
Total	\$2,978,149	\$2,927,126	-2%
Average	\$248,179	\$243,927	-2%

- **Table 3.4** – *Source/Explanation: Data is derived from Dallas County's Financial Recording System – Oracle*

Cases Filed, Disposed, and Pending

Court	Judge	Cases Filed	Cases Disposed	Cases Pending
254th	Brown	3,710	3,705	20,893
255th	Cooks/Bailey	3,788	3,933	28,062
256th	Lopez	3,959	4,526	26,179
301st	Brown	3,859	3,925	20,465
302nd	Jackson	3,798	3,787	35,305
303rd	Hunter/Adkins	3,862	4,330	26,376
330th	Plumlee	3,874	3,951	21,185
Total		26,850	28,157	178,465
Average		3,836	4,022	14,872

*Please note that data for the month of November for cases pending was not available in the report.

- **Table 3.5** – *Source/Explanation: Data is derived from Odyssey reports provided to the Office of Budget and Evaluation by the Dallas County Family Courts Department*



Dallas County
**Henry Wade
Juvenile Justice Center**
2600 Lone Star Drive

Juvenile District Courts

Section 4

Methodology and Highlights

Methodology

The Juvenile District Courts have original jurisdiction over cases involving juvenile delinquent conduct, and handle matters related to child abuse and neglect, juvenile probation, and juvenile rehabilitation. They improve the juvenile justice system to reduce the high rate of repeat offenders and enhance outcomes for youth. They also provide services that support the youth population of Dallas County. The Juvenile District Courts consist of two courts.

Cost data is derived from Dallas County's Financial Recording System – Oracle. Caseload data is derived from Odyssey's Case or data submitted to the Office of Court Administration (OCA).

Operating expenses include salaries and benefits for staff and other operating costs to support staff. Costs associated with the Commendation Appreciation Program (CAP) are excluded. Other costs include visiting judge expenses, child welfare attorney expenses, juvenile delinquency expenses, fines and fees collected, contempt fines, the use of Court Appointed Special Advocates (CASA), etc.

Please note that in May 2023, Dallas County changed the court reporting system from Document Direct to Odyssey. As a result, discrepancies may appear when compared to previous data and records.



Highlights

Juvenile District Courts revenue includes Juvenile Probation fees, and any fines placed upon the juvenile's parents.

The increase in cases filed is based on law enforcement referrals and civil and family cases are based on individuals or Child Protective Services (CPS). The increase in cases filed includes cases of juvenile name changes.

The total amount of operating expenses between both courts for FY2023 was \$3,059,040 (Table 4.1).

The 304th Juvenile District Court had a higher amount in Delinquency Attorney expenses at \$576,110 for FY2023 (Table 4.1).

There was a 34% increase in the total amount of Child Welfare Attorney Expenses for FY2023 in comparison to FY2022 (Table 4.2).

There was 49% decrease in Public Defender expenses for FY2023 in comparison to FY2022 (Table 4.3).

There was a 65% increase among the two courts for Juvenile Delinquency Attorney Expenses for FY2023 in comparison to FY2022 (Table 4.4).

The number of fines and fees collected by the Juvenile District Courts had a 38% decrease in comparison to FY2022 (Table 4.5). This is likely due to an ongoing decrease in collections from juveniles and impacted families.

The average number of cases filed for FY2023 was 236 in comparison to FY2022, where the average was 140.

The average number of cases disposed for FY2023 was 308 in comparison to FY2022, where the average was 99 (Table 4.6).

The average number of cases pending for FY2023 was 2,360 in comparison to FY2022, where the average was 2,401 (Table 4.6).

Methodology and Highlights

Juvenile District Courts

- Juvenile District Court #304 – Hon. Andrea Martin
- Juvenile District Court #305 – Hon. Cheryl Lee Shannon

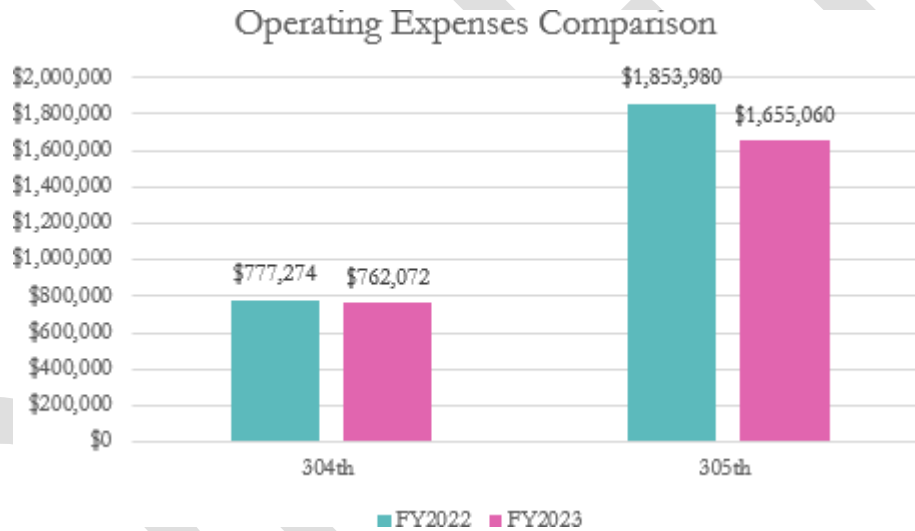
DRAFT

Expenses Summary

Expenses

Court	Judge	Operating Expenses	Child Welfare Attorney	Delinquency Attorney	Public Defender	Total Expenses
304th	Martin	\$1,853,980	\$1,235,288	\$576,110	\$320,907	\$2,458,200
305th	Shannon	\$1,655,060	\$1,239,302	\$357,070	\$355,044	\$2,251,674
Total		\$3,509,040	\$2,474,590	\$933,180	\$675,951	\$4,709,875
Average		\$1,754,520	\$1,237,295	\$466,590	\$337,976	\$2,354,937

- **Table 4.1** – Source/Explanation: Data is derived from Dallas County's Financial Recording System – Oracle



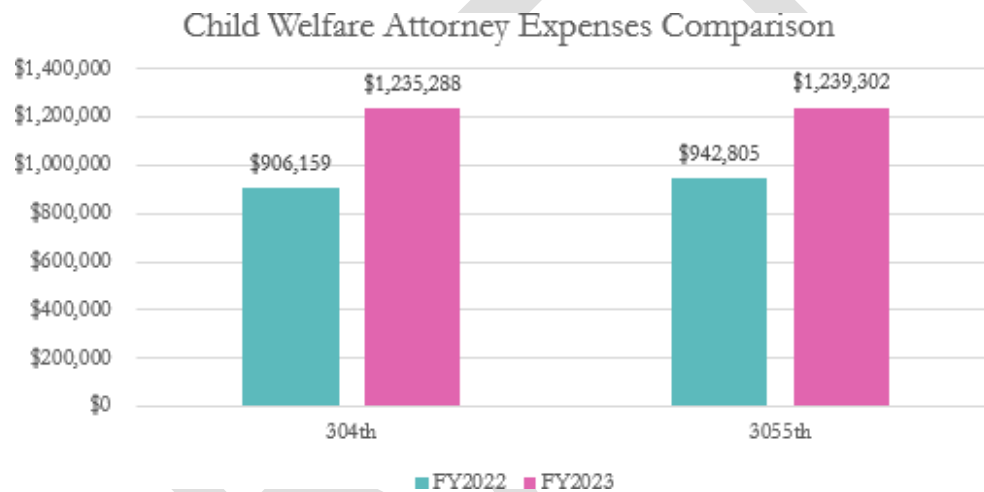
- **Chart 4.1** – Source/Explanation: Data is derived from Dallas County's Financial Recording System – Oracle

Child Welfare Attorney Expenses

Child Welfare Attorney Expenses

Court	Judge	FY2022	FY2023	% Change from FY2022
304th	Martin	\$906,159	\$1,235,288	36%
305th	Shannon	\$942,805	\$1,239,302	31%
Total		\$1,848,963	\$2,474,590	34%
Average		\$924,482	\$1,237,295	34%

- **Table 4.2** – *Source/Explanation: Data is derived from Dallas County's Financial Recording System – Oracle*



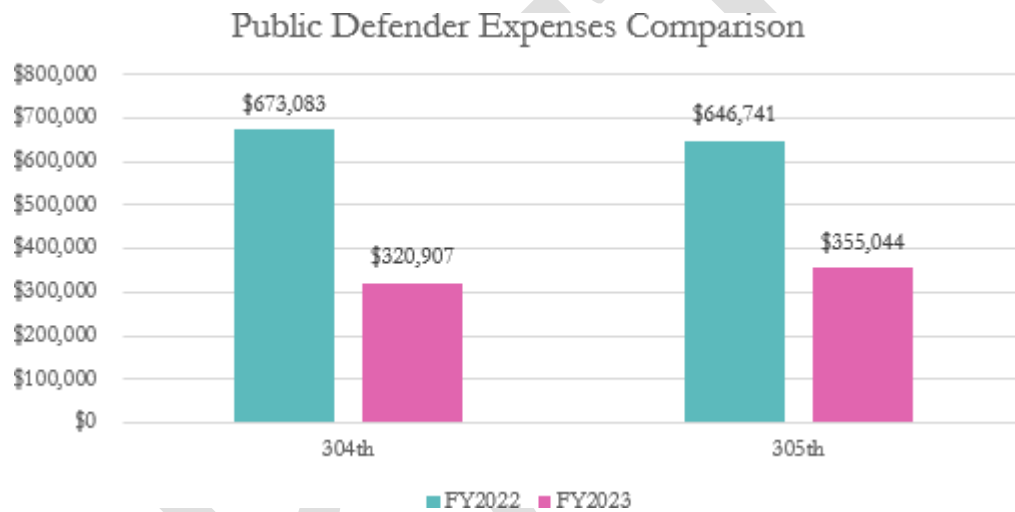
- **Chart 4.2** – *Source/Explanation: Data is derived from Dallas County's Financial Recording System – Oracle*

Public Defender Expenses

Public Defender Expenses

Court	Judge	FY2022	FY2023	% Change from FY2022
304th	Martin	\$673,083	\$320,907	-52%
305th	Shannon	\$646,741	\$355,044	-45%
Total		\$1,319,825	\$675,951	-49%
Average		\$659,912	\$337,976	-49%

- **Table 4.3** – *Source/Explanation: Data is derived from Dallas County's Financial Recording System – Oracle*



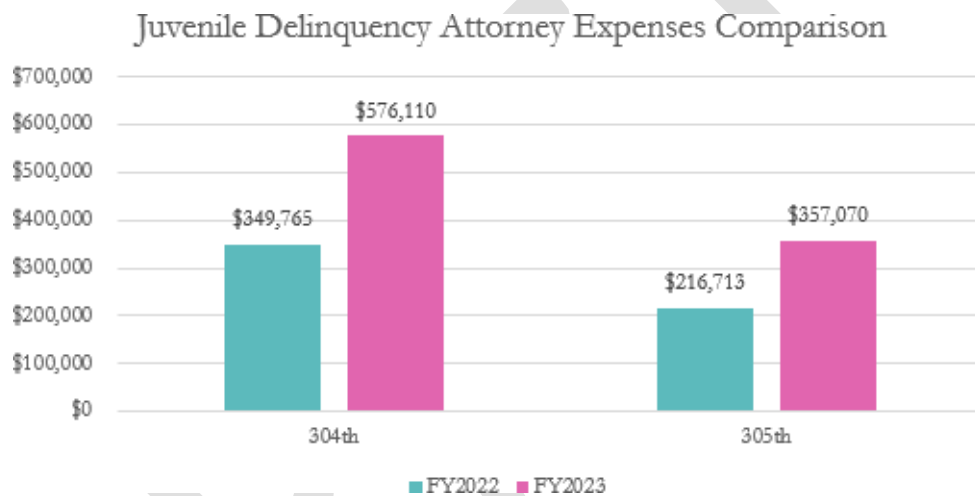
- **Chart 4.3** – *Source/Explanation: Data is derived from Dallas County's Financial Recording System – Oracle*

Juvenile Delinquency Attorney Expenses

Juvenile Delinquency Attorney Expenses

Court	Judge	FY2022	FY2023	% Change from FY2022
304th	Martin	\$349,765	\$576,110	65%
305th	Shannon	\$216,713	\$357,070	65%
Total		\$566,478	\$933,180	65%
Average		\$283,239	\$466,590	65%

- **Table 4.4** – *Source/Explanation: Data is derived from Dallas County's Financial Recording System – Oracle*



- **Chart 4.4** – *Source/Explanation: Data is derived from Dallas County's Financial Recording System – Oracle*

Revenue

Fines & Fees Collected


Month	FY2022	FY2023	% Change from 2022
Oct.	\$11,217	\$8,782	-22%
Nov.	\$12,970	\$12,542	-3%
Dec.	\$18,203	\$9,055	-50%
Jan.	\$16,754	\$9,459	-44%
Feb.	\$13,265	\$10,146	-24%
Mar.	\$25,283	\$12,120	-52%
Apr.	\$23,124	\$10,694	-54%
May.	\$15,923	\$9,239	-42%
Jun.	\$13,537	\$8,775	-35%
Jul.	\$12,683	\$6,058	-52%
Aug.	\$11,817	\$9,045	-23%
Sep.	\$9,454	\$7,626	-19%
Total	\$184,229	\$113,542	-38%
Average	\$15,352	\$9,462	-38%

- **Table 4.5** – *Source/Explanation: Data is derived from Dallas County's Financial Recording System – Oracle*

Cases Filed, Disposed, and Pending

	FY2022			FY2023		
Month	Cases Filed	Cases Disposed	Cases Pending	Cases Filed	Cases Disposed	Cases Pending
Oct.	137	98	2,227	217	343	2,509
Nov.	133	88	2,265	263	253	2,557
Dec.	123	62	2,332	175	279	2,517
Jan.	123	96	2,362	250	273	1,087
Feb.	109	101	2,365	236	319	2,423
Mar.	159	111	2,409	302	412	2,403
Apr.	180	81	2,487	278	320	2,408
May.	157	116	2,515	231	301	2,444
Jun.	149	98	2,552	236	267	2,469
Jul.	129	101	2,562	231	311	2,501
Aug.	136	109	2,435	240	294	2,531
Sep.	146	132	2,301	168	328	2,471
Total	1,681	1,193	28,812	2,827	3,700	28,320
Average	140	99	2,401	236	308	2,360

- **Table 4.6** – *Source/Explanation: Data is derived from the Office of Court Administration (OCA).*



County Criminal Courts

Section 5

Methodology and Highlights

Methodology

The County Criminal Courts have original jurisdiction over all A and B misdemeanors committed in Dallas County. These offenses carry a maximum penalty of a \$4,000 fine and one year in jail. County Criminal Courts #10 and #11 exclusively hear family violence cases. The County Criminal Courts consist of thirteen courts.

Cost data is derived from Dallas County's Financial Recording System – Oracle. Caseload data is derived from Odyssey's Case and data submitted to the Office of Court Administration (OCA).

Operating expenses include salaries and benefits for staff and other operating costs to support staff. Costs associated with the Commendation Appreciation Program (CAP) are excluded; other costs include visiting judge expenses. Indigent defense costs consist of public defender or investigator expenses and court-appointed attorney (CAA) expenses.

Average Daily Jail Bed Costs are calculated by multiplying the average daily pending jail number for each court by the cost to house an inmate and the number of days that are included in the reporting period. The FY2023 Average Daily Jail Bed Costs were \$66.16. The FY2023 cost to house an inmate totals \$45,041,156. Indirect costs related to the operations, maintenance, or management of the jail are not included in the jail cost calculation.



Please note that in May 2023, Dallas County changed the court reporting system from Document Direct to Odyssey. As a result, discrepancies may appear when compared to previous data and records.

Highlights

County Criminal Courts revenue includes court costs, fees, fines, and bond forfeitures. County Criminal Court of Appeals #1 is a mental illness court, not misdemeanor, and have never had any misdemeanor assigned Public Defenders assigned to that court.

The operating expenses for FY2023 were \$2,818,738 (Table 5.1).

The public defender expenses for FY2023 saw a decrease of 56% in comparison to FY2022. The 1st Court had the lowest amount of public defender expenses at \$228,708 (Table 5.2).

Court Appointed Attorney expenses for FY2023 saw a total of \$2,287,633 in comparison to FY2022, which was \$2,293,272 (Table 5.4).

There was an increase of 18% in fines for FY2023 in comparison to FY2022 (Table 5.5).

Bond Forfeitures saw a decrease of 58% for FY2023 in comparison to FY2022 (Table 5.6).

The average number of cases filed for the courts was 1,997 for FY2023. The average number of cases disposed for the courts was 2,494. The average number of cases pending for FY2023 was 312 (Table 5.7).

Methodology and Highlights

County Criminal Courts

- County Criminal Court #1 – Hon. Marilyn Mayse
- County Criminal Court #2 – Hon. Julia Hayes
- County Criminal Court #3 – Hon. Audra Moorehead
- County Criminal Court #4 – Hon. Dominique Torres Williams
- County Criminal Court #5 – Hon. Lisa Green
- County Criminal Court #6 – Hon. Angela King
- County Criminal Court #7 – Hon. Remeko Tranisha Edwards
- County Criminal Court #8 – Hon. Carmen P. White
- County Criminal Court #9 – Hon. Peggy Hoffman
- County Criminal Court #10 – Hon. Etta Mullin/ Monique J. Huff
- County Criminal Court #11 – Hon. Shequitta Kelly
- County Court of Criminal Appeals #1 – Hon. Kristin Wade
- County Court of Criminal Appeals #2 – Hon. Pamela Luther

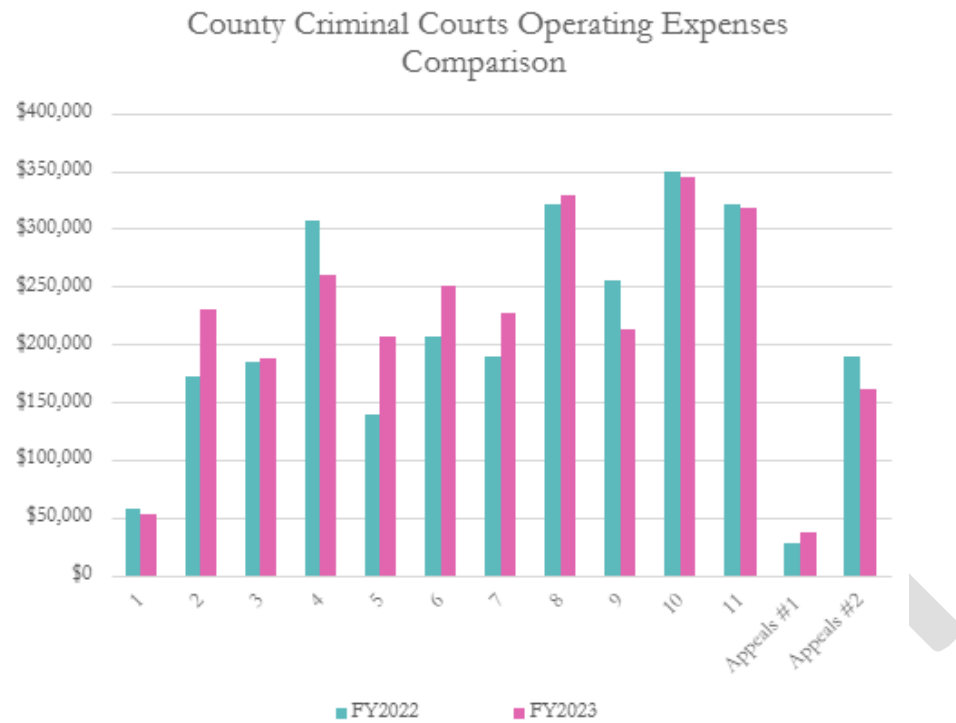
Cost Summary

Total Costs and Revenues

Court	Judge	Operating Expenses	Visiting Judge	Indigent Defense Expenses	Total Expenses
1	Mayse	\$53,134	\$1,150	\$260,821	\$315,105
2	Hayes	\$230,076	\$0	\$480,450	\$710,526
3	Moorehead	\$188,536	\$0	\$329,582	\$518,118
4	Williams	\$259,297	\$0	\$489,836	\$749,133
5	Green	\$206,238	\$0	\$439,579	\$645,816
6	King	\$251,109	\$0	\$484,091	\$735,201
7	Edwards	\$227,134	\$0	\$462,429	\$689,563
8	White	\$328,705	\$0	\$538,485	\$867,190
9	Hoffman	\$212,493	\$0	\$304,756	\$517,249
10	Mullin	\$344,845	\$0	\$533,150	\$877,994
11	Kelly	\$318,024	\$0	\$557,205	\$875,229
Court of Appeals #1	Wade	\$37,219	\$0	\$2,775	\$39,994
Court of Appeals #2	Luther	\$161,929	\$146	\$256,545	\$418,620
Total		\$2,818,738	\$1,296	\$5,139,704	\$7,959,737
Average		\$216,826	\$100	\$395,362	\$612,287

- **Table 5.1** – *Source/Explanation: Data is derived from Dallas County's Financial Recording System – Oracle*

Total Costs and Revenues by Court



- **Chart 5.1** – *Source/Explanation: Data is derived from Dallas County's Financial Recording System – Oracle*

Indigent Defense Cost-Public Defender

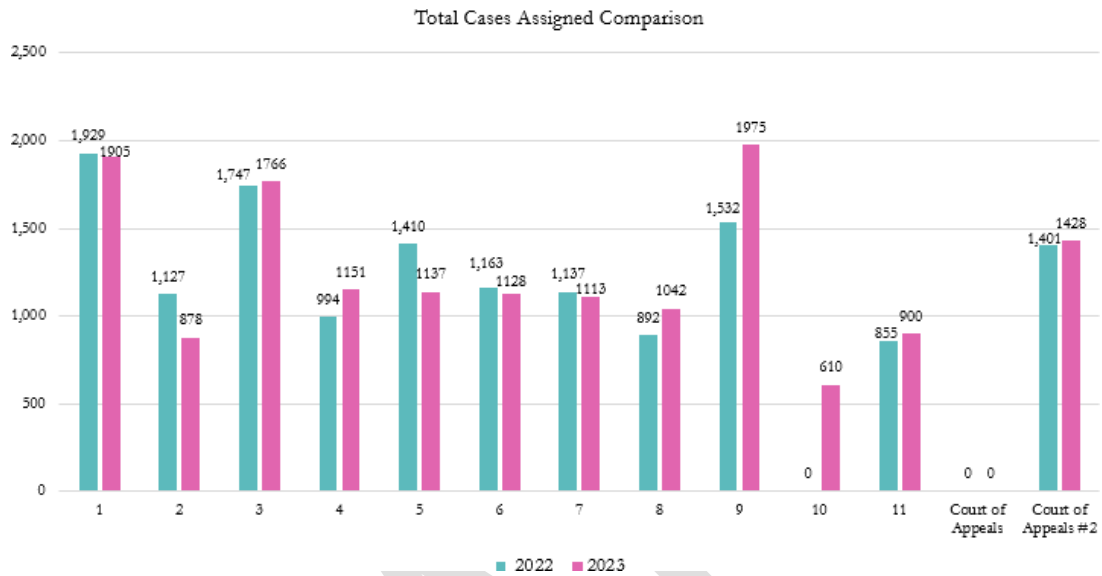
Public Defender Expenses

Court	Judge	FY2022	FY2023	% Change from FY2022
1	Mayse	\$216,314	\$228,708	6%
2	Hayes	\$127,545	\$270,205	112%
3	Moorehead	\$236,044	\$243,854	3%
4	Williams	\$99,938	\$244,679	145%
5	Green	\$120,412	\$247,780	106%
6	King	\$134,799	\$247,780	84%
7	Edwards	\$114,803	\$252,538	120%
8	White	\$112,247	\$247,241	120%
9	Hoffman	\$240,303	\$232,416	-3%
10	Mullin	\$0	\$252,538	0%
11	Kelly	\$127,545	\$263,621	107%
Court of Appeals #1	Wade	\$0	\$0	0%
Court of Appeals #2	Luther	\$247,291	\$120,710	-51%
Total		\$6,445,370	\$2,852,070	-56%
Average		\$495,798	\$219,390	-56%

- **Table 5.2** – *Source/Explanation: Data is derived from Dallas County's Financial Recording System – Oracle*

Public Defenders Assigned

Public Defender Total Cases Assigned Comparison



- **Chart 5.2** – *Source/Explanation: Data is derived from the Dallas County Public Defender's Office*

Court	Judge	Public Defenders Assigned
1	Mayse	2
2	Hayes	1
3	Moorehead	2
4	Williams	1
5	Green	1
6	King	1
7	Edwards	1
8	White	1
9	Hoffman	1
10	Mullin	0
11	Kelly	1
Court of Appeals #1	Wade	0
Court of Appeals #2	Luther	1
Total		14
Average		1

- **Table 5.3** – *Source/Explanation: Data is derived from the Dallas County Public Defender's Office*

Indigent Defense Cost-Court Appointed Attorney

Court Appointed Attorney Expenses

Court	Judge	FY2022	FY2023	% Change from FY2022
1	Mayse	\$38,477	\$32,113	-17%
2	Hayes	\$161,576	\$210,245	30%
3	Moorehead	\$92,761	\$85,728	-8%
4	Williams	\$286,526	\$245,157	-14%
5	Green	\$132,638	\$191,799	45%
6	King	\$193,549	\$236,312	22%
7	Edwards	\$174,079	\$209,891	21%
8	White	\$299,271	\$291,244	-3%
9	Hoffman	\$133,945	\$72,340	-46%
10	Mullin	\$277,166	\$280,612	1%
11	Kelly	\$311,262	\$293,584	-6%
Court of Appeals #1	Wade	\$1,240	\$2,775	124%
Court of Appeals #2	Luther	\$190,779	\$135,835	-29%
Total		\$2,293,272	\$2,287,633	0%
Average		\$176,406	\$175,972	0%

- **Table 5.4** – *Source/Explanation: Data is derived from Dallas County's Financial Recording System – Oracle*

Revenue

Fines

Month	FY2022	FY2023	% Change from 2022
Oct.	\$59,026	\$53,443	-9%
Nov.	\$61,497	\$61,721	0%
Dec.	\$44,741	\$59,705	33%
Jan.	\$50,351	\$53,761	7%
Feb.	\$52,332	\$53,076	1%
Mar.	\$59,916	\$75,913	27%
Apr.	\$56,182	\$54,754	-3%
May.	\$54,339	\$36,690	-32%
Jun.	\$49,394	\$52,436	6%
Jul.	\$35,807	\$59,211	65%
Aug.	\$39,471	\$80,762	105%
Sep.	\$30,361	\$58,173	92%
Total	\$593,416	\$699,646	18%
Average	\$49,451	\$58,304	18%

- **Table 5.5** – *Source/Explanation: Data is derived from Dallas County's Financial Recording System – Oracle*

Bond Forfeiture


Month	FY2022	FY2023	% Change from 2022
Oct.	\$42,936	\$11,697	-73%
Nov.	\$43,217	\$12,136	-72%
Dec.	\$49,278	\$16,096	-67%
Jan.	\$23,632	\$16,474	-30%
Feb.	\$63,092	\$9,838	-84%
Mar.	\$36,545	\$32,815	-10%
Apr.	\$21,447	\$18,467	-14%
May.	\$55,454	\$6,615	-88%
Jun.	\$37,460	\$19,030	-49%
Jul.	\$34,114	\$20,199	-41%
Aug.	\$13,105	\$20,511	57%
Sep.	\$63,181	\$19,874	-69%
Total	\$483,460	\$203,750	-58%
Average	\$40,288	\$16,979	-58%

- **Table 5.6** – *Source/Explanation: Data is derived from Dallas County's Financial Recording System – Oracle*

Cases Filed, Disposed, and Pending

Court	Judge	Cases Filed	Cases Disposed	Cases Pending
1	Mayse	2,226	2,261	890
2	Hayes	1,977	2,419	273
3	Moorehead	1,956	2,797	309
4	Williams	2,013	2,484	339
5	Green	2,140	2,600	186
6	King	2,076	2,478	719
7	Edwards	2,069	2,799	234
8	White	1,952	2,377	216
9	Hoffman	1,981	2,527	396
10	Mullin	1,527	1,853	173
11	Kelly	1,551	2,585	42
Court of Appeals #1	Wade	2,517	3,056	15
Court of Appeals #2	Luther	1,972	2,182	262
Total		25,957	32,418	4,054
Average		1,997	2,494	312

- **Table 5.7** – *Source/Explanation: Data is derived from Dallas County's County Clerk's Office*



County Courts at Law

Section 6

Methodology and Highlights

Methodology

The purpose of the County Courts at Law is to hear cases involving debt, damage collision, negligence, personal injury, delinquent taxes, and eminent domain. They also hear appeals from the Justice of the Peace Courts. The County Courts at Law consist of five courts.

Cost data is derived from Dallas County's Financial Recording System – Oracle. Caseload data is derived from Odyssey's Case and data submitted to the Office of Court Administration (OCA).

Operating expenses include salaries and benefits for staff and other operating costs to support staff. Costs associated with the Commendation Appreciation Program (CAP) are excluded. Other costs include visiting judge expenses, child welfare attorney expenses, juvenile delinquency expenses, fines and fees collected, contempt fines, the use of Court Appointed Special Advocates (CASA), etc.

Disposition data for County Courts at Law does not include dismissals. A dismissal occurs without the assessment of fines or fees, at the discretion of the District Attorney, with the approval of the Judge. Therefore, it is not used as a measure of judicial activity, nor is it appropriate to include dismissals in calculating revenue per disposition. Dismissals are not an indicator of judicial activity; however, these dismissals are included in the County Criminal Court aggregate data page to reconcile filings and dispositions as they affect the pending caseload.



Please note that in May 2023, Dallas County changed the court reporting system from Document Direct to Odyssey. As a result, discrepancies may appear when compared to previous data and records.

Highlights

The total expenses for County Courts at Law for FY2023 was \$2,590,816 in comparison to FY2022 which was \$2,568,353 (Table 6.1).

The 2nd County Court at Law Court had the lowest amount of total expenses

for FY2023 which was \$459,993 (Table 6.1).

The 4th County Court at Law Court had the highest amount of total expenses for FY2023 which was \$580,840 (Table 6.1).

The 3rd County Court at Law Court had the highest increase in total expenses when comparing FY2022 and FY2023 with a 4% increase (Table 6.1).

The average number of cases filed for FY2023 was 980 (Table 6.2). The 5th County Court at Law Court had the highest number of cases filed for FY2023 with 984 (Table 6.2). The 1st County Court at Law Court had the lowest number of cases filed for FY2023 with 977 (Table 6.2).

The average number of cases disposed for FY2023 was 1,637 (Table 6.2). The 4th County Court at Law Court had the highest number of cases disposed for FY2023 with 1,818 (Table 6.2). The 3rd County Court at Law Court had the lowest number of cases disposed for FY2023 with 1,495 (Table 6.2).

The average number of cases pending for FY2023 was 17,758 (Table 6.2). The 3rd County Court at Law Court had the highest number of cases pending for FY2023 with 20,354 (Table 6.2). The 4th County Court at Law Court had the lowest number of cases pending for FY2023 with 14,911 (Table 6.2).

Methodology and Highlights

County Courts at Law

- County Court at Law #1 – Hon. D’ Metria Benson
- County Court at Law #2 – Hon. Melissa Bellan
- County Court at Law #3 – Hon. Sally Montgomery
- County Court at Law #4 – Hon. Paula M. Rosales/Dianne K. Jones
- County Court at Law #5 – Hon. Juan Renteria/Nicole Taylor

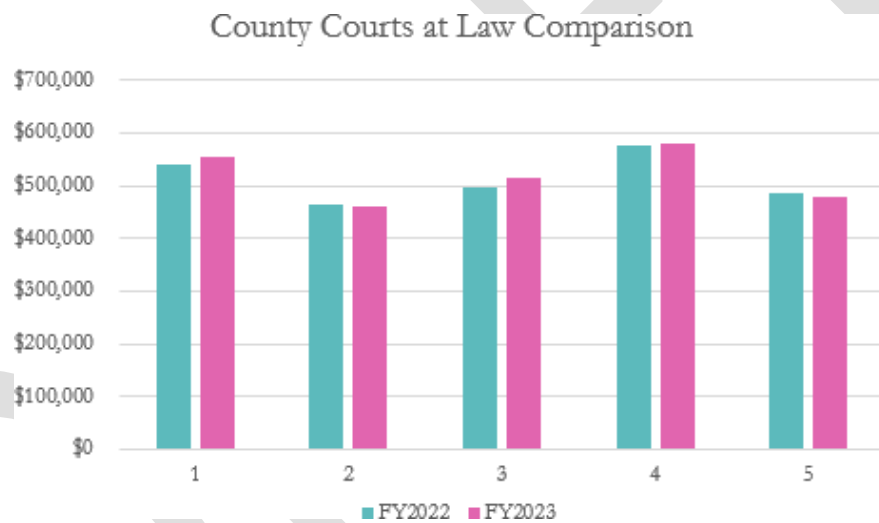
DRAFT

Cost Summary

Total Expenses Comparison

Court	Judge	FY2022	FY2023	% Change from FY2022
1	Benson	\$541,723	\$554,721	2%
2	Bellan	\$465,556	\$459,993	-1%
3	Montgomery	\$496,026	\$516,083	4%
4	Rosales/Jones	\$577,056	\$580,840	1%
5	Renteria/Taylor	\$487,992	\$479,178	-2%
Total		\$2,568,353	\$2,590,816	1%
Average		\$513,671	\$518,163	1%

- **Table 6.1** – *Source/Explanation: Data is derived from Dallas County's Financial Recording System – Oracle*



- **Chart 6.1** – *Source/Explanation: Data is derived from Dallas County's Financial Recording System – Oracle*

Cases Filed, Disposed, and Pending

Court	Judge	Cases Filed	Cases Disposed	Cases Pending
1st	Benson	977	1,510	18,129
2nd	Bellan	983	1,667	17,932
3rd	Montgomery	980	1,495	20,354
4th	Rosales/Jones	978	1,818	14,911
5th	Renteria/Taylor	984	1,694	17,464
Total		4,902	8,184	88,790
Average		980	1,637	17,758

- **Table 6.2** – *Source/Explanation: Data is derived from the Office of Court Administration (OCA).*



George L. Allen, Sr. Courts Bldg
600
Commerce Street

Probate Courts

Section 7

Methodology and Highlights

Methodology

The purpose of the Probate Courts is to adjudicate cases involving the probate of wills, appointment of guardians, settlement of executor's accounts, transactions of all business pertaining to deceased persons, and the appointment of guardians for minors as provided by law. The three probate judges also maintain constant oversight of individuals who are under the guardianship of the courts. A group of trained volunteers under the direction of investigators maintains the Court Visitors Program to help monitor guardianship cases up for annual review. The Probate Courts consist of three courts.

Cost data is derived from Dallas County's Financial Recording System – Oracle. Caseload data is derived from Odyssey's Case and data submitted to the Office of Court Administration (OCA).

Operating expenses include salaries and benefits for staff and other operating costs to support staff. Costs associated with the Commendation Appreciation Program (CAP) are excluded. Probate Court Number Three hears all mental illness cases filed, which are heard at the Mental Illness Court two days per week. The County assigns Public Defenders to this court to represent patients for Mental Illness cases.



Probate court investigators research information regarding the reasoning for guardianship, the suitability of the proposed guardian(s), the needs of the minors or elderly and their preferences. This might be adults trying to adopt a child or take over decision-making for an elderly relative, for example. The investigators share their findings with the courts, testifying when necessary to help the courts make the best possible decisions for the children or adults affected.

Please note that in May 2023, Dallas County changed the court reporting system from Document Direct to Odyssey. As a result, discrepancies may appear when compared to previous data and records.

Highlights

The operating expenses for FY2023 saw an increase of 29% in comparison to FY2022 (Table 7.1). The 1st Probate Court saw a decrease of 12% when compared to FY2022 (Table 7.1).

The operating expenses total for FY2023 was \$5,626,110 in comparison to FY2022 total for operating expenses, which was \$4,363,816 (Table 7.1).

Probate Court Investigators' total operating expenses for FY2023 was \$1,525,975 in comparison to FY2022 which was \$1,103,119 (Table 7.3).

Probate Associate Judges total operating expenses for FY2023 was \$844,238 in comparison to FY2022 which was \$825,279 (Table 7.4).

The number of cases assigned for FY2023 saw a decrease of 26% in comparison to FY2022 (Table 7.2). The 3rd Probate Court is designated as a mental illness court and are assigned fewer probate cases.

Methodology and Highlights

Probate Courts

- Probate Court #1 – Presiding Judge Julia R. Malveaux/Associate Judge Mary Jayne McNeil
- Probate Court #2 – Presiding Judge Ingrid M. Warren/Associate Judge Ryan Trobee
- Probate Court #3 – Presiding Judge Jones-Johnson/Associate Judge Tomi Shehan

DRAFT

Cost Summary

Operating Expenses

Court	Judge	FY2022	FY2023	% Change from FY2022
1	Malveaux	\$1,012,914	\$901,359	-12%
2	Warren	\$1,046,561	\$1,155,480	9%
3	Jones-Johnson	\$1,201,222	\$1,199,058	0%
Total		\$3,260,697	\$3,255,897	0%
Average		\$1,086,899	\$1,085,299	0%

- **Table 7.1** – *Source/Explanation: Data is derived from Dallas County's Financial Recording System – Oracle*

Cases Assigned

Court	Judge	FY2022	FY2023	% Change from FY2022
1	Malveaux	2,014	1,999	-1%
2	Warren	2,004	1,921	-4%
3*	Jones-Johnson	3,470	1,592*	-54%
Total		7,488	5,512	-26%
Average		2,496	1,837	-26%

*Please note that Court Number Three is the designated mental illness court and is assigned fewer probate cases than the other two courts.

- **Table 7.2** – *Source/Explanation: Data is derived from Dallas County's Probate Court Number Two*

Cases Assigned Comparison



- **Chart 7.1** – *Source/Explanation: Data is derived from Dallas County's Probate Court Number Two*

Probate Court Investigators

Expense Summary

Fiscal Year	Operating Expenses	Other Professional Fees	Total Expenses	Authorized Staff
FY2022	\$1,103,119	\$0	\$1,103,119	8
FY2023	\$1,525,975	\$29,586	\$1,555,561	9
Average	\$1,314,547	\$26,586	\$1,329,340	8

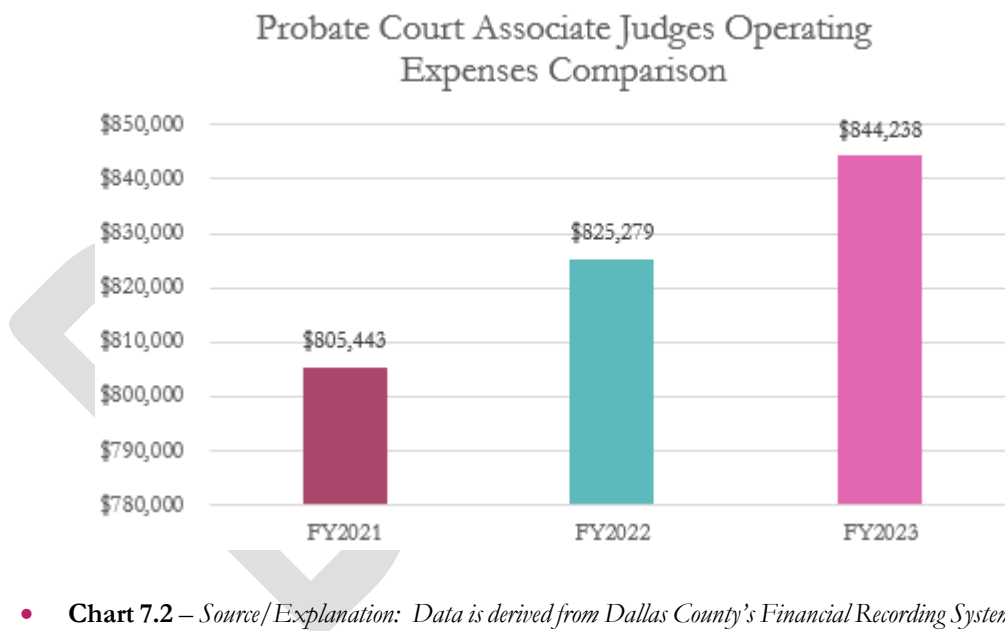
- **Table 7.3** – *Source/Explanation: Data is derived from Dallas County's Financial Recording System – Oracle*

Probate Court Associate Judges

Expense Comparison

Fiscal Year	Operating Expenses
FY2021	\$805,443
FY2022	\$825,279
FY2023	\$844,238
Total	\$2,474,960
Average	\$824,987

- **Table 7.4** – *Source/Explanation: Data is derived from Dallas County's Financial Recording System – Oracle*



- **Chart 7.2** – *Source/Explanation: Data is derived from Dallas County's Financial Recording System – Oracle*

DRAFT



OAK CLIFF
GOVERNMENT CENTER
702 E JEFFERSON BLVD



Justice of the Peace

Section 8

Methodology and Highlights

Methodology

The purpose of the Justice of the Peace Courts is to have original jurisdiction in criminal cases where the fine does not exceed \$500, and civil matters when the amount in controversy does not exceed \$10,000. A Justice of the Peace may issue warrants of search and arrest, conduct preliminary hearings, and perform marriages. The Justice of the Peace Courts consist of ten elected justices of the peace, each presiding over their respective precincts within Dallas County, any justice precinct that includes a city of 8,000 or more residents may elect one additional Justice of the Peace.

Cost data is derived from Dallas County's Financial Recording System – Oracle. Caseload data is derived from Odyssey's Case and data submitted to the Office of Court Administration (OCA).

Operating expenses include salaries and benefits for staff and other operating costs to support staff. Costs associated with the Commendation Appreciation Program (CAP) are excluded.



Other costs include visiting judge expenses, child welfare attorney expenses, juvenile delinquency expenses, fines and fees collected, contempt fines, the use of Court Appointed Special Advocates (CASA), etc.

Please note that in May 2023, Dallas County changed the court reporting system from Document Direct to Odyssey. As a result, discrepancies may appear when compared to previous data and records.

Highlights

Since the elimination of the Constable's Traffic Safety Program and the reduction of the Sheriff's Traffic Safety Program in the FY2012 Approved Budget, traffic case filings in the JP Courts have steadily declined. Courts that historically received high volumes of traffic filings have experienced significant impacts, reflected in reduced workload volumes and corresponding decreases in authorized staffing levels.

The Dallas County Sheriff's Office had the highest amount of traffic program fines collected with a total of 11,349. The offense with the most charges was the HOV Lane-Single Occupant with 3,710 citations.

The revenue for FY2023 was \$4,259,143 in comparison to FY2022, where the revenue was \$7,641,422 (Chart 8.1).

The average number of traffic collections among the courts was 2,169 for FY2023, while the court with the lowest amount was JP 2-2, with 500 traffic collections. The court with the highest amount of traffic collections was JP 1-1, with 6,568 (Table 8.1).

Courts, JP 1-2, JP 2-1, JP 3-1, JP 3-2, JP 4-2, and JP 5-2 were the only Justice of the Peace Courts that had visiting judges for FY2023.

Court JP 1-2 had the lowest number of cases filed for FY2023 at 5,024 (Table 8.3). Court JP 1-1 had the highest number of cases filed for FY2023 at 30,980 (Table 8.3).

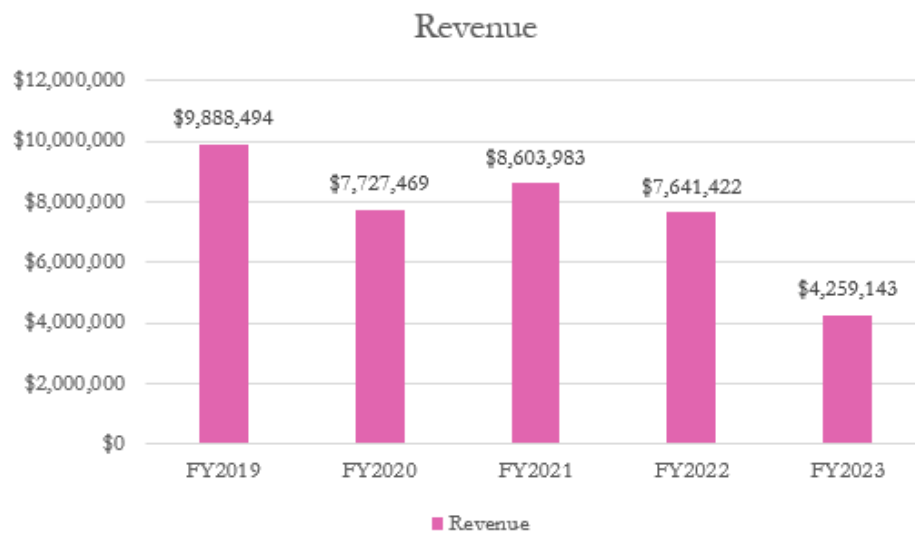
Court JP 5-2 had the lowest number of cases disposed for FY2023 at 4,993 (Table 8.4). Court JP 1-1 had the highest number of cases disposed for FY2023 at 21,444 (Table 8.4).

Methodology and Highlights

Justice of the Peace Courts

- JP 1-1 – Hon. Thomas G. Jones
- JP 1-2 – Hon. Valencia Nash
- JP 2-1 – Hon. Margaret O’Brien
- JP 2-2 – Hon. Ka’Tina Whitfield
- JP 3-1 – Hon. Adam M. Swartz
- JP 3-2 – Hon. Steven Seider
- JP 4-1 – Hon. Michael Jones, Jr.
- JP 4-2 – Hon. Sasha Moreno
- JP 5-1 – Hon. Sara Martinez
- JP 5-2 – Hon. Juan Jasso

Traffic Collection Revenue Comparison



- **Chart 8.1** – *Source/Explanation: Data is derived from SQL Server Reporting Services*

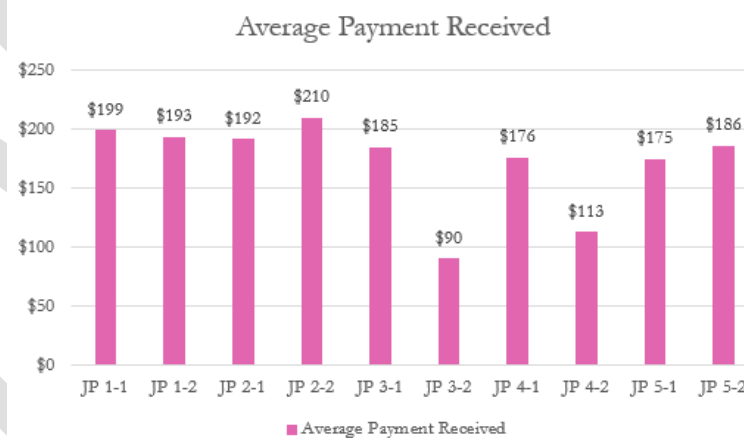
Justice of the Peace Courts Activity

Traffic Collections

Court	Judge	Traffic Collections Cases	Traffic Collection Revenue	Average Payment Received
JP 1-1	Jones	6,568	\$1,307,881	\$199
JP 1-2	Nash	940	\$181,688	\$193
JP 2-1	O'Brien	814	\$156,000	\$192
JP 2-2	Whitfield	500	\$104,835	\$210
JP 3-1	Swartz	2,905	\$536,706	\$185
JP 3-2	Seider	4,170	\$376,556	\$90
JP 4-1	Jones, Jr	1,428	\$251,394	\$176
JP 4-2	Moreno	3,825	\$431,086	\$113
JP 5-1	Martinez	2,147	\$374,877	\$175
JP 5-2	Jasso	2,897	\$538,122	\$186
Total		26,194	\$4,259,143	\$178
Average		2,169	\$425,914	\$172

- **Table 8.1–** *Source/Explanation: Data is derived from SQL Server Reporting Services.*

- Justice of the Peace 1-1: Continues to handle the highest volume of traffic tickets, with 6,568 cases filed during the reporting period, a slight decrease from the previous reporting period, where 6,582 cases were filed.

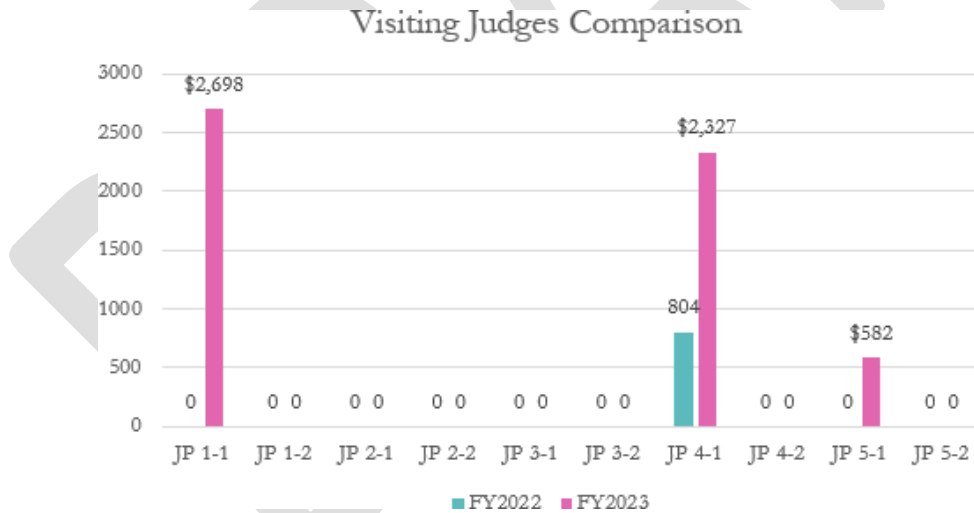


- **Chart 8.2–** *Source/Explanation: Data is derived from SQL Server Reporting Services*

Visiting Judges

Court	Judge	FY2023
JP 1-1	Jones	\$35,670
JP 1-2	Nash	\$0
JP 2-1	O'Brien	\$0
JP 2-2	Whitfield	\$6,141
JP 3-1	Swartz	\$0
JP 3-2	Seider	\$0
JP 4-1	Jones, Jr.	\$3,583
JP 4-2	Moreno	\$0
JP 5-1	Martinez	\$582
JP 5-2	Jasso	\$0
Total		\$45,977
Average		\$4,598

- **Table 8.2** – *Source/Explanation: Data is derived from Dallas County's Financial Recording System – Oracle*

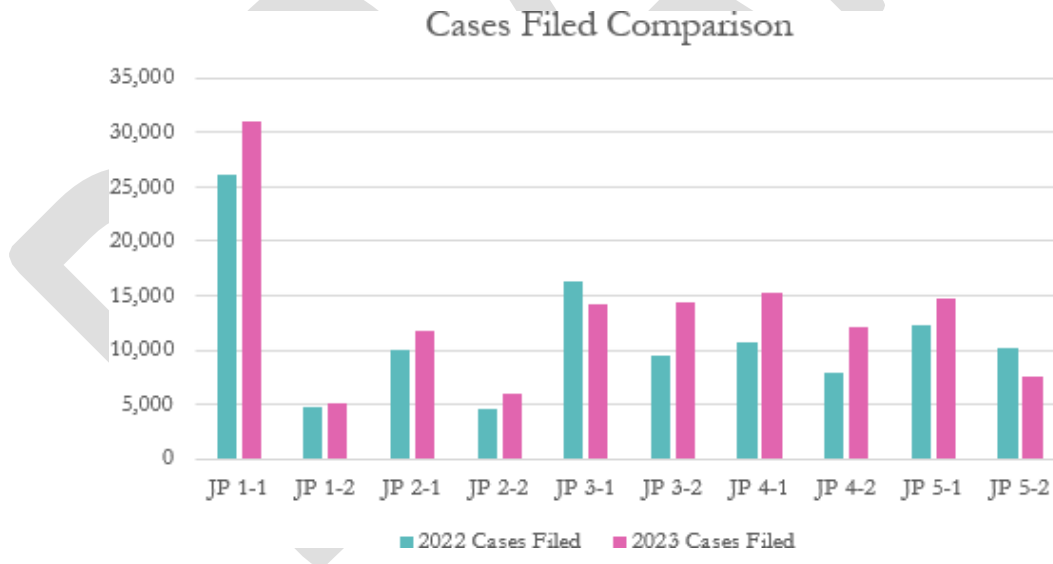


- **Chart 8.3** – *Source/Explanation: Data is derived from Dallas County's Financial Recording System – Oracle*

Cases Filed

Court	Judge	FY2022	FY2023	% Change from FY2022
JP 1-1	Jones	26,144	30,980	18%
JP 1-2	Nash	4,757	5,024	6%
JP 2-1	O'Brien	9,952	11,717	18%
JP 2-2	Whitfield	4,666	6,024	29%
JP 3-1	Swartz	16,239	14,146	-13%
JP 3-2	Seider	9,549	14,442	51%
JP 4-1	Jones, Jr.	10,755	15,302	42%
JP 4-2	Moreno	7,864	12,179	55%
JP 5-1	Martinez	12,259	14,808	21%
JP 5-2	Jasso	10,272	7,583	-26%
Total		112,457	132,205	0%
Average		11,246	13,221	18%

- **Table 8.3** – *Source/Explanation: Data is derived from the Office of Court Administration (OCA).*

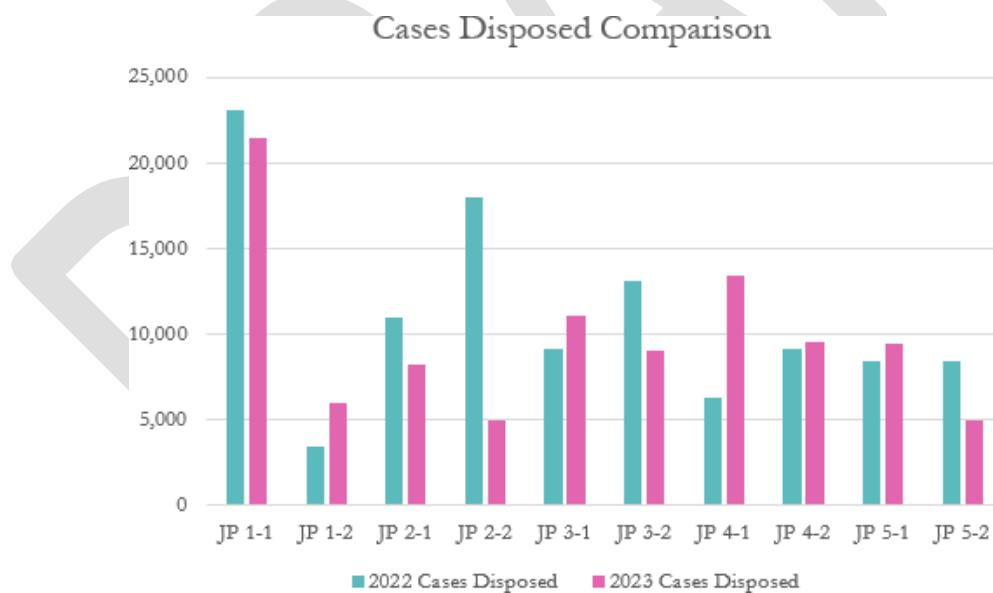


- **Chart 8.4** – *Source/Explanation: Data is derived from the Office of Court Administration (OCA).*


Cases Disposed

Court	Judge	FY2022	FY2023	% Change from FY2022
JP 1-1	Jones	23,138	21,444	-7%
JP 1-2	Nash	3,424	6,002	75%
JP 2-1	O'Brien	10,943	8,236	-25%
JP 2-2	Whitfield	18,033	5,013	-72%
JP 3-1	Swartz	9,176	11,044	20%
JP 3-2	Seider	13,119	9,073	-31%
JP 4-1	Jones, Jr.	6,327	13,443	112%
JP 4-2	Moreno	9,171	9,539	4%
JP 5-1	Martinez	8,418	9,471	13%
JP 5-2	Jasso	8,418	4,993	-41%
Total		110,167	98,258	-11%
Average		11,017	9,826	-11%

- **Table 8.4** – *Source/Explanation: Data is derived from the Office of Court Administration (OCA).*



- **Chart 8.5** – *Source/Explanation: Data is derived from the Office of Court Administration (OCA).*



OAK CLIFF
GOVERNMENT CENTER
702 E JEFFERSON BLVD

Truancy Courts

Section 9

Methodology and Highlights

Methodology

The purpose of the Truancy Courts is to hear cases timely and ensure consistency in disposition and enforcement of the truancy court orders. Senate Bill 358 passed during the 78th Legislature established the Truancy Courts as a constitutional court. Dallas County operates five dedicated Truancy Courts, which receive case filings from Carrollton/Farmers Branch Independent School District, Cedar Hill Independent School District, Coppell Independent School District, Dallas Independent School District, Duncanville Independent School District, Garland Independent School District, Mesquite Independent School District, Richardson Independent School District, Richland Collegiate High School (Charter), Life School (Charter), Uplift Education (Charter), Trinity Basin (Charter). Justices of the Peace Courts hear Truancy Court Cases.

Cost data is derived from Dallas County's Financial Recording System – Oracle. Caseload data is derived from Odyssey's Case and data submitted to the Office of Court Administration (OCA).



Disposition data for Truancy Courts does not include dismissals. A dismissal occurs without the assessment of fines or fees, at the discretion of the District Attorney, with the approval of the Judge. Therefore, it is not used as a measure of judicial activity, nor is it appropriate to include dismissals in calculating revenue per disposition. Dismissals are not an indicator of judicial activity; however, these dismissals are included in the County Criminal Court aggregate data page to reconcile filings and dispositions as they affect the pending caseload.

Please note that in May 2023, Dallas County changed the court reporting system from Document Direct to Odyssey. As a result, discrepancies may appear when compared to previous data and records.

Highlights

The discrepancy in the average number of cases filed, dispositions, dismissals, and collections can be attributed to the removal of the East (A) and Central offices. These courts were removed from the dataset because East (A) stopped hearing cases in November 2015 and Central stopped hearing cases in January 2017. The South office was added in 2021 per a court ruling.

Monthly revenue for FY2023 includes fines for child safety, parking, accounting service fees, J.P. Court Fines, Civil Penalties Fees, and J.P. Fees.

The total amount of monthly revenue for FY2023 was \$108,983 in comparison to \$110,140 in FY2022 (Table 9.1).

The month of September had the lowest amount of monthly revenue in FY2023, with \$2,356 (Table 9.1).

The month of March had the highest amount of monthly revenue with \$15,164 (Table 9.1)

The average number of cases filed for FY2023 was 4,579 (Table 9.2) in comparison to FY2022, where the average number of cases filed was 1,064 (Table 9.3).

The average number of cases disposed for FY2023 was 132 (Table 9.2) in comparison to FY2022, where the average number of cases disposed was 136 (Table 9.3).

The average number of cases dismissed for FY2023 was 986 (Table 9.2) in comparison to FY2022, where the average number of cases dismissed was 606 (Table 9.3).

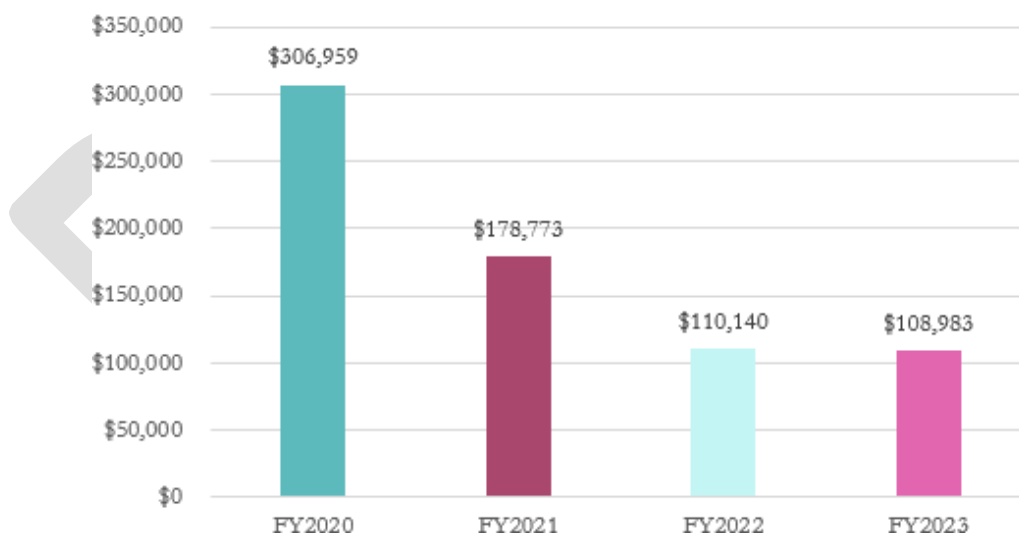
Revenue and Volume

Monthly Revenue

Month	FY2020	FY2021	FY2022	FY2023	% Change from 2022
Oct.	\$38,402	\$3,518	\$25,840	\$8,513	-204%
Nov.	\$37,820	\$6,820	\$21,690	\$9,913	-119%
Dec.	\$34,771	\$8,896	\$21,617	\$6,071	-256%
Jan.	\$40,220	\$12,844	\$10,360	\$6,452	-61%
Feb.	\$64,557	\$18,045	\$7,995	\$11,885	33%
Mar.	\$61,739	\$32,509	\$22,640	\$15,164	-49%
Apr.	\$0	\$24,159	\$0	\$10,951	100%
May.	\$0	\$16,617	\$0	\$13,946	100%
Jun.	\$18,269	\$9,394	\$0	\$6,575	100%
Jul.	\$6,117	\$10,471	\$0	\$8,713	100%
Aug.	\$3,286	\$16,202	\$0	\$8,442	100%
Sep.	\$1,778	\$19,298	\$0	\$2,356	100%
Total	\$306,959	\$178,773	\$110,140	\$108,983	-1%
Average	\$25,580	\$14,898	\$9,178	\$9,082	-1%

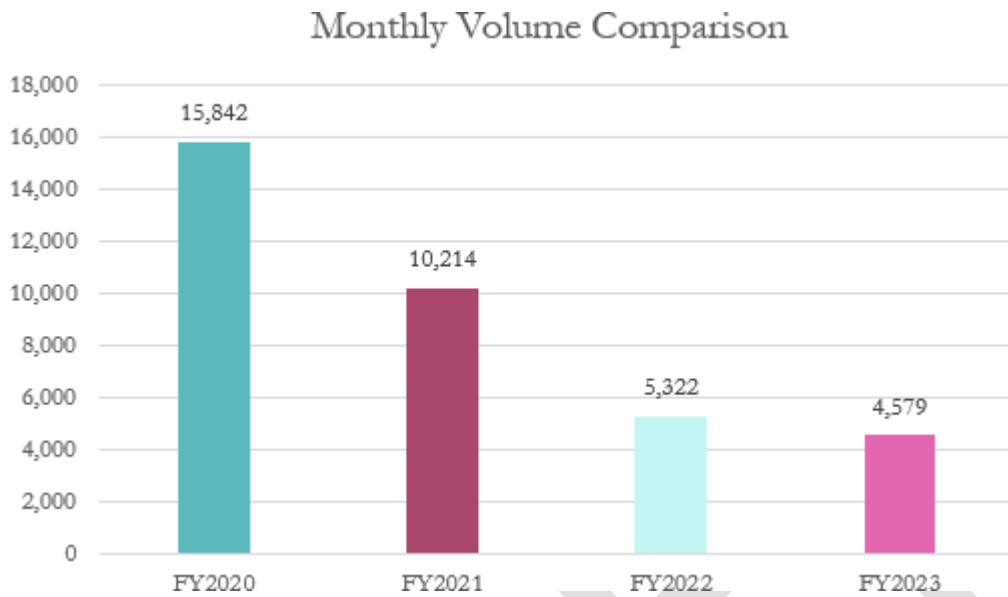
- **Table 9.1** – Source/Explanation: Data is derived from reports provided to the Office of Budget and Evaluation by the Dallas County's Truancy Court Manager that are submitted to the Office of Court Administration (OCA).

Monthly Revenue Comparison



- **Chart 9.1**-Source/Explanation: Data is derived from reports provided to the Office of Budget and Evaluation by the Dallas County's Truancy Court Manager that are submitted to the Office of Court Administration (OCA).

Monthly Volume



- **Chart 9.2** – *Source/Explanation: Dallas County's Truancy Office*

Cases Filed, Disposed, and Dismissals

FY2023 Caseloads

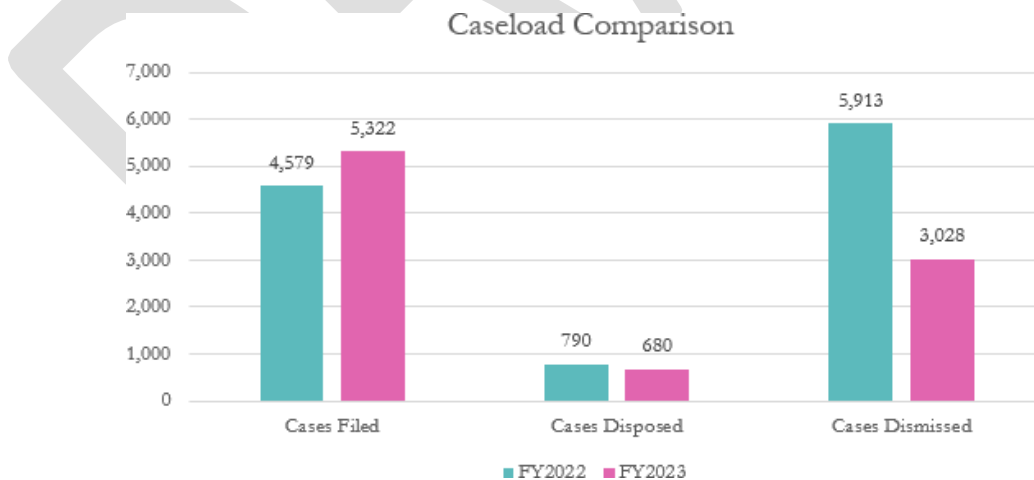
Court	Filed	Disposed	Dismissed
North	164	9	1,790
South	1,307	13	979
Central	0	0	0
East (A)	0	0	0
East (B)	0	768	3,144
Total	4,579	790	5,913
Average	763	132	986

- **Table 9.2** – *Source/Explanation: Dallas County's Truancy Office*


FY2022 Caseloads

Court	Filed	Disposed	Dismissed
North	73	29	369
South	67	37	254
Central	0	0	0
East (A)	0	0	0
East (B)	5,182	614	2,405
Total	5,322	680	3,028
Average	1,064	136	606

- **Table 9.3** – *Source/Explanation: Dallas County's Truancy Office*



- **Chart 9.3** – *Source/Explanation: Dallas County's Truancy Office*



Miscellaneous

Section 10

Methodology and Highlights

Methodology

This section regards miscellaneous judicial reports and data, including child support processing fees under the Domestic Relations Office (DRO), and District Attorney asset forfeiture funds. DA asset forfeiture funds are used by district attorneys to administer forfeited property in accordance with local agreements with law enforcement agencies. They can be used for various purposes, including the preservation, enforcement, or administration of state laws. This data is obtained through financial reports in Oracle.

Texas law requires a \$35 annual service fee for parents who have never received Temporary Assistance for Needy Families (TANF). The projected annual revenue figure reflects the County Auditor's estimate for revenue from this fee, not the potential amount of revenue available based on the number of active child support accounts.

Please note that in May 2023, Dallas County changed the court reporting system from Document Direct to Odyssey. As a result, discrepancies may appear when compared to previous data and records.

Asset Forfeiture fluctuates monthly and is dependent upon the number and value of cases in litigation. The District Attorney's Office utilizes asset forfeiture funds for a variety of programs, including support of the County's drug courts and employee training. Jury Trials data reflect only cases where a jury was selected. Data represents Civil, Family, and Criminal cases in Dallas County Courts.



Highlights

The total Child Support Processing Fees for FY2023 were \$37,739 in comparison to FY2022, where the total was \$11,584 (Table 10.1).

The total District Attorney Asset Monthly Forfeiture Revenue for FY2023 was \$1,125,008 in comparison to FY2022, where the amount was \$778,820 (Table 10.2).

There were more Jury Trials for Family and Civil Cases than Criminal Cases when comparing FY2023 cases where a jury was selected. (Table 10.3).

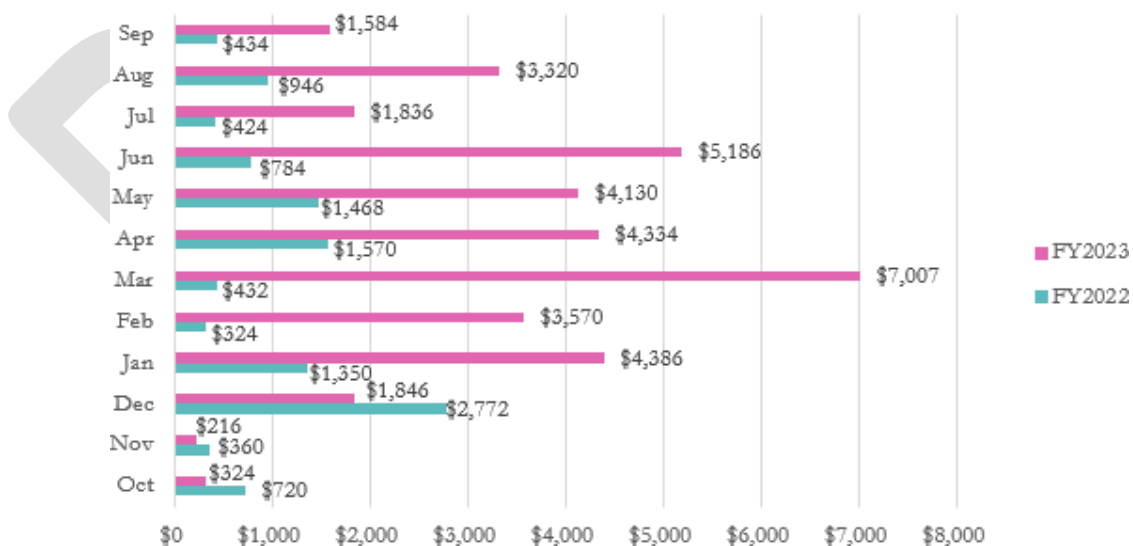
Child Support Processing Fees

Child Support Processing Fees

Month	FY2022	FY2023	% Change from 2022
Oct.	\$720	\$324	-55%
Nov.	\$360	\$216	-40%
Dec.	\$2,772	\$1,846	-33%
Jan.	\$1,350	\$4,386	225%
Feb.	\$324	\$3,570	1002%
Mar.	\$432	\$7,007	1522%
Apr.	\$1,570	\$4,334	176%
May.	\$1,468	\$4,130	181%
Jun.	\$784	\$5,186	561%
Jul.	\$424	\$1,836	333%
Aug.	\$946	\$3,320	251%
Sep.	\$434	\$1,584	265%
Total	\$11,584	\$37,739	226%
Average	\$965	\$3,145	366%

- **Table 10.1** – Source/Explanation: Data is derived from Dallas County's Financial Recording System – Oracle/ Odyssey's Case

Child Support Processing Fees



- **Chart 10.1** – Source/Explanation: Data is derived from Dallas County's Financial Recording System – Oracle/ Odyssey's Case

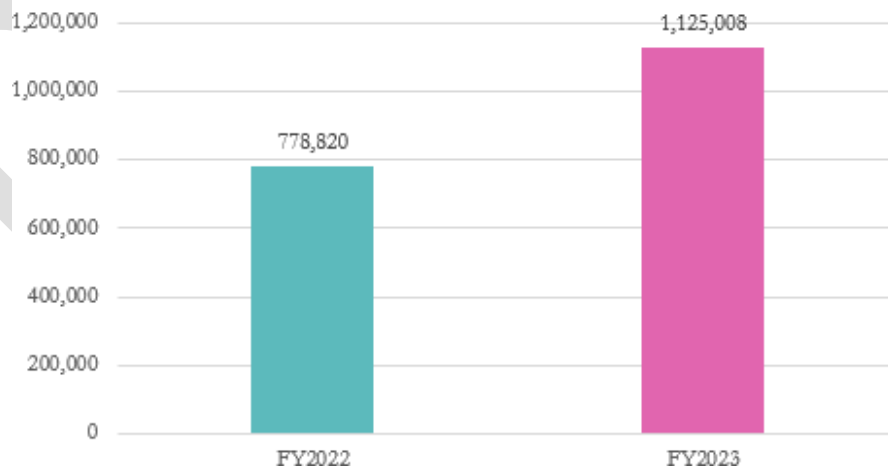
District Attorney Asset Forfeiture

DA Asset Monthly Forfeiture Revenue

Month	FY2022	FY2023	% Change from 2022
Oct.	\$82,922	\$222,335	168%
Nov.	\$33,531	\$131,309	292%
Dec.	\$30,921	\$60,270	95%
Jan.	\$74,749	\$76,795	3%
Feb.	\$62,791	\$65,284	4%
Mar.	\$89,214	\$266,052	198%
Apr.	\$23,664	\$34,208	45%
May.	\$103,475	\$2,497	-98%
Jun.	\$43,003	\$66,852	55%
Jul.	\$91,690	\$59,029	-36%
Aug.	\$35,463	\$2,425	-93%
Sep.	\$107,396	\$137,953	28%
Total	\$778,820	\$1,125,008	44%
Average	\$64,902	\$93,751	44%

- **Table 10.2** – Source/Explanation: Data is derived from Dallas County's Financial Recording System – Oracle/ Odyssey's Case

DA Asset Monthly Forfeiture Revenue Comparison



- **Chart 10.2** – Source/Explanation: Data is derived from Dallas County's Financial Recording System – Oracle/ Odyssey's Case

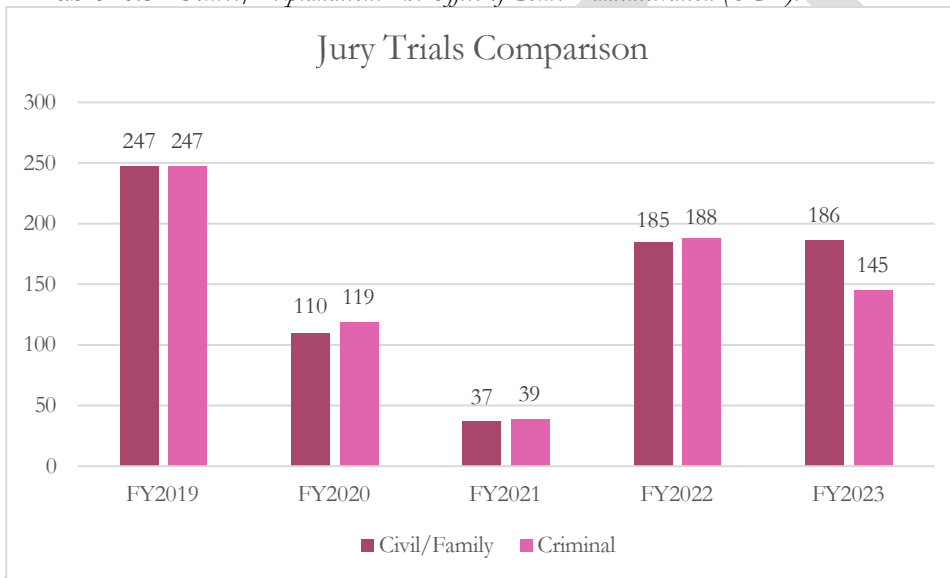
Jury Trials

Jury Trials Comparison

	FY2019	FY2020	FY2021	FY2022	FY2023
Civil/Family	247	110	37	185	186
Criminal	247	119	39	188	145
Total	494	229	76	373	331
Average	247	115	38	187	165.5

***Please note that this data represents cases where a jury was selected.**

- **Table 10.3** – *Source/Explanation: The Office of Court Administration (OCA).*



- **Chart 10.3** – *Source/Explanation: The Office of Court Administration (OCA).*

Acknowledgements

Special recognition is given to the Office of Budget and Evaluation for their efforts in the development and preparation of the Judicial Management Report.

Lead Analyst: Isabella Morales

DRAFT

