



Dallas County Criminal Justice Advisory Board

Meeting Agenda

September 21, 2015, 2:30 p.m.

Dallas County Health & Human Services Bldg., Room 627

2377 N. Stemmons Freeway

Dallas, TX 75207

- I. Welcome and Introductions** – The Honorable Elba Garcia, Chair, CJAB
- II. Membership & Infrastructure** – Chief Charles M. Cato, Co-Chair, CJAB
- III. Minutes Review/Approval**
- IV. Presentation** – Smart Justice Planning Grant, Brittany Lash, The Meadows Foundation
- V. Committee Project Updates**
 - **Bail Bond Committee** – Ron Stretcher
 - **Courts** – Judge Gracie Lewis
 - **Fair Defense Committee** – Lynn Richardson
 - **Law Enforcement** – Chief Jim Spivey
 - **Public Policy (Legislative Update)** - Adam Medrano
 - **Jail Population/Pre-Trial Diversion** – Etho Pugh
 - **Justice of the Peace** - Judge Steve Seider
 - **Jurisprudence** – Ellyce Lindberg
 - **Juvenile Justice** - Dr. Terry Snow Smith
 - **Reentry Committee** – Christina Crain
 - **Research Committee** – Dr. Robert G. Morris II
- VI. Action Items**
- VII. Announcements**
- VIII. Public Comments** – 2 minutes max.
- IX. Next Meeting Schedule**
 - December 21, 2015
- X. Adjournment**



**Dallas County Criminal Justice Advisory Board
General Membership Minutes for Monday, June 15, 2015**

Welcome & Introductions, Commissioner Dr. Elba Garcia called the meeting to order at 2:35 PM, and customary introductions were made by all in attendance.

Membership & Infrastructure:

Duane Steele acknowledged the members who were not able to attend. Commissioner Dr. Garcia added that Chief Cato would not be in attendance due to the recent shooting incident at Dallas Police Department. During the introductions, Chief Spivey acknowledged the recent passing of Chief Chris Vinson with Highland Park Police Department. Chief Spivey stated that Chief Vinson was very active in the law enforcement community and CJAB's LEA Committee. Chief Vinson will be sorely missed. Commissioner Dr. Garcia asked the board to observe a moment of silence in respect and memory of Chief Vinson.

Meeting Minutes:

The minutes from the CJAB General Membership meeting held on March 16, 2015 were made a part of the packet. There was a motion made to accept the minutes as printed. The motion was seconded and approved.

Presentation- Ms. Jessica Tyler, Research Manager with the Council of State Governments (CSG) Justice Center:

Commissioner Dr. Garcia introduced Jessica Tyler with a brief bio and thanked her for coming on such short notice in the place of Dr. Tony Fabelo.

Ms. Tyler prefaced her presentation by expressing Dr. Fabelo's heart felt apologies for not being able to attend this meeting due to a family emergency. However, Ms. Tyler began by giving a brief background of how the five county recidivism studies began. In May of 2013 she recalled attending a Criminal Justice Planners meeting held at Sam Houston State University where representatives from the urban counties in Texas meet biannually. Dallas County is an integral member of these planning sessions. During that May session, the discussion began regarding conducting a recidivism study that would represent the five largest counties in Texas; to include the local county jail, adult probation, and Texas Department of Corrections data. One of the first topics was how to develop a uniform definition of recidivism. The goal was to compare the recidivism rate of the criminal justice populations among the Texas urban

counties. After much debate, the consensus was to define recidivism by using re-arrest rate, then set a standard follow-up period of one year (or 365 days from release), and determine how to set controls for risk profile. Three different groups will be tracked over time to determine a short-term and a long-term recidivism comparison. Three contract options were made available, a one year, two year, and three year option from 2011 to 2013 data. Dallas County's initial participation was with the one year contract for 2011 data. As a result of that participation a draft of the first year result was received on April 8, 2015 which was made a part of the packet for this meeting. The following graphs capture some of the highlights of the report:

Figure: One-Year Recidivism Rate by Population in Dallas County for 2011 Study Group

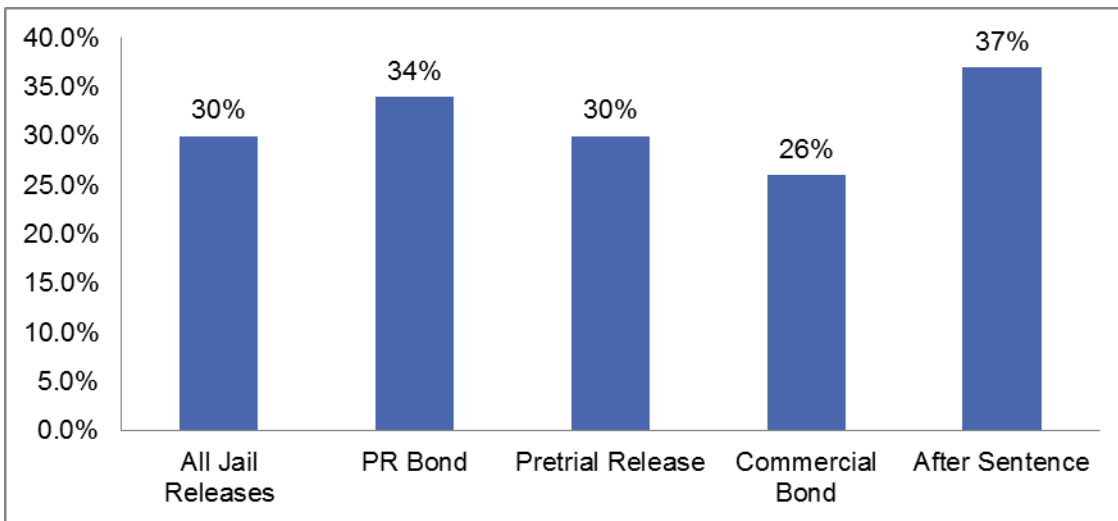


Figure: One-Year Recidivism Rate for State Populations in Dallas County for 2011 Study Group

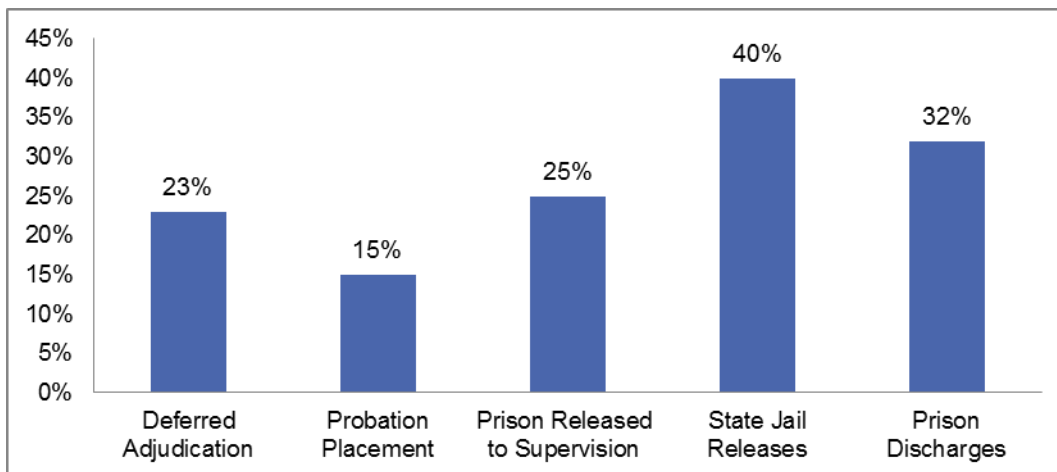
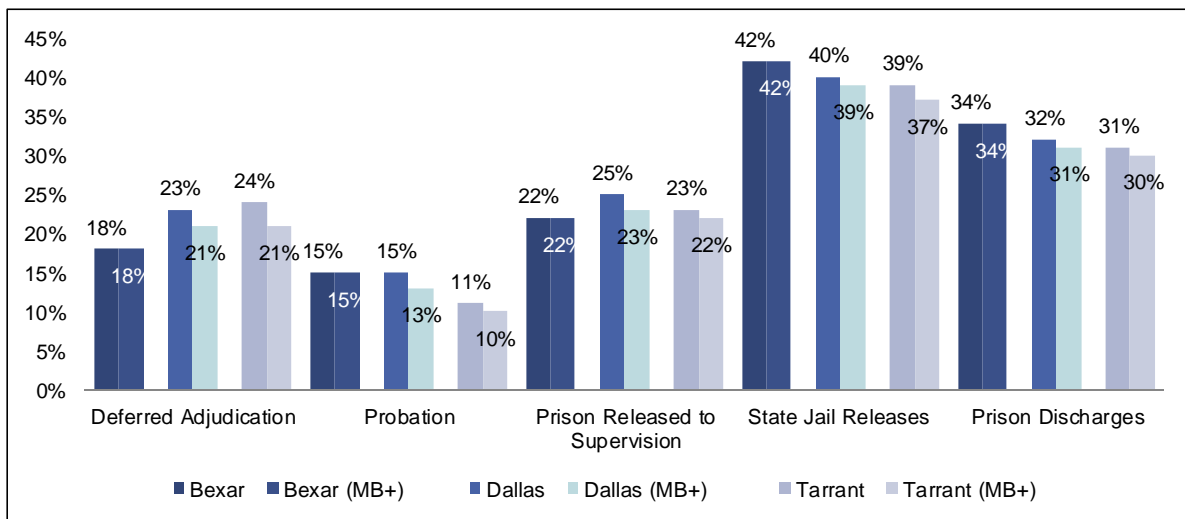


Figure: Overall Recidivism Rate by Type of Population in Bexar, Dallas, and Tarrant Counties for 2011 Study Group



Jessica Tyler also gave a brief overview of the “Stepping Up Initiative”. Stepping Up is a national initiative to reduce the number of persons with mental illness in jails. Recognizing the critical role local and state officials play in supporting change, the National Association of Counties (NACo), the Council of State Governments (CSG) Justice Center, and the American Psychiatric Foundation (APF) have come together to lead a national initiative to help advance counties’ efforts to reduce the number of adults with mental and co-occurring substance use disorders in jails. With support from the U.S. Justice Department’s Bureau of Justice Assistance, the initiative will build on the many innovative and proven practices being implemented across the country. There are two key components:

- A Call to Action - includes a six step planning and implementation process that will result in fewer persons with mental illness incarcerated.
- A National Summit - planned for Spring 2016 where all who have agreed to participate can share progress. The summit will also include potential funding opportunities for more intensive consultation and assistance.

Ms. Tyler thanked the board for their time and attention and offered her information for any follow-up questions anyone may have. Jessica Tyler, Research Manager, can be contacted via email at jtyler@csg.org or by phone at 512 482 8132.

Committee Project Updates:

Bail Bond:

Ron Stretcher provided an update directing the member’s attention to page 30 through 32 of the packet. As requested in the January 26, 2015 meeting of the Bail Bond Subcommittee, Dallas County IT began generating the Account 62

report monthly and the Bond Forfeiture Unit has begun sending a more detailed version of their report. The Account 62 reports identifies fines collected, specifically bond forfeitures from both felony and misdemeanor cases. The Account 62 reports reflected total bond forfeiture collected by the felony court from January through May 2015 in the amount of \$63,468. For the same reporting period, the misdemeanor courts collected \$152,688.

The Bond Forfeiture Judgment Report reflected judgment totals from January through May 2015. The total judgments ordered by the courts for the aforementioned period was \$665,399.27 for 956 cases. Also reported was January 2015 through February 2015 reflecting judgment totals of \$294,055.36 for 383 cases.

Fair Defense Committee:

Lynn Richardson gave a brief overview of the committee's activities. She reported that the committee has been following up on few of the items discussed during the February 4, 2015 meeting. The committee is still working to address the daily triage of the election of counsel forms (EOCs). Judge McVea and the Sheriff's Department's Data Management Unit (DMU) have been testing the software Dallas County IT has developed to capture remote bookings that are not part of the video arraignment process. Ms. Richardson also referenced a report provided by the Texas Indigent Defense Commission (TIDC) found on pages 33 through 36 of the packet outlining their legislative accomplishment during the last session. The highlight was a first time general revenue appropriation for the FY16 and 17 biennium for indigent defense. Finally, Duane Steele reported that he and Judge McVea visited Richardson PD to address the video arraignment pilot and look forward to it starting soon.

Public Policy:

Council Member Medrano directed the board's attention to page 37 of the packet for an update on the items CJAB agreed to support. He gave a brief update of the following:

1. **TABC-BYOB** - This proposal will provide a way for T.A.B.C. and local law enforcement to regulate the alcohol consumption in said establishments which include B.Y.O.B. sexually oriented businesses. This proposal will carve out exceptions for establishments that operate primarily as a food service and locations such as golf courses.

Update - HB148, SB618, HB2011, HB1917, and SB396 Did not pass.

SB808- relating to the sale of distilled spirits to ultimate consumers by the holder of a distiller's and rectifier's permit has passed the Senate and the House. This bill will allow licensed distilleries to sell directly to consumers.

HB2296- relating to regulation by a municipality of the possession of an open container or public consumption of alcoholic beverages has passed

the Senate and the House. This bill changes how municipalities may regulate the possession of open containers in the public.

2. **Safe Burglary** - Business burglary is currently a State Jail felony. The proposed change in statute to an F/2 would reduce the increase in safes being the target of numerous business burglaries.

Update - HB1570, as filed, will change the offense of burglary from a state jail felony to a felony of the third degree. **This bill did not pass.**

3. **Handicap Parking** - The 2009 legislation's intent was to make all handicap parking violations criminal, thereby sending a stronger message to the violator. The proposed change is to allow both civil and criminal citations to be issued for Handicap Parking Violations, depending on the circumstances of the officer or volunteer, and considering the ability to determine the identity of the driver.

Update – No changes to the level of punishment for handicap parking violations.

4. **HB1992** - This bill was related to the transfer of certain inmates to TDCJ following pronouncement of the inmate's sentence. Under the current law TDCJ is only obligated to accept persons sentenced to more than 10 years if case is put on appeal. This creates a problem with those who have committed certain 3G offenses and sentenced to 10 years or less, awaiting an appeal and sitting in the County Jail pending the disposition of that appeal.

Update - HB904 Relating to the transfer of certain inmates to the Texas Department of Criminal Justice following pronouncement of the inmate's sentence. **Signed by the Governor; effective 9/1/15**

Council Member Medrano stated that the handout also gave the outcomes of a few other criminal justice bills of interest. He encouraged the board to begin thinking about bills of interest for the next session now.

Jail Population Update:

Etho Pugh reported on the Jail Population meeting held on June 12, 2015. Excerpts from that meeting can be found on pages 40 through 47 of the packet. Mr. Pugh stated that the current jail population for this date is 5,561. In comparison, last year's population on the same day was 6,233. This is the lowest the jail population has been since February 2015.

Jurisprudence:

Ellyce Lindberg yielded to Commissioner Dr. Garcia regarding the issue of allowing defense attorneys from the Dallas Criminal Defense Lawyers Association (DCDLA) to obtain a security badge for building access that would

bypass security. Commissioner Dr. Garcia reported that Budget Officer Ryan Brown and Robert DeGroot, Chief of Dallas County Security did prepare a letter outlining their position on this matter which stated in short that at this time, Dallas County will not support the request for special security badges for defense attorneys.

Juvenile Justice:

Duane Steele reported in Dr. Terry Smith's absence. Mr. Steele directed the board's attention to pages 48 through 51 of the packet. He reported that the committee met on May 14, 2015 and the topic of discussion was: "Where is Dallas in terms of readiness in the event of an emergency such as the one in Baltimore". It was said that it is not a matter of if, but when. The committee talked about lessons learned from Baltimore, and engaged an emergency preparedness exercise. The exercise provoked discussion regarding preparedness with regard to the Juvenile Department. Areas to address were, 1) Staging, 2) Informing Families, 3) Community Partners, 4) Wide Spread Communication, 5) Law Enforcement Partners and 6) Filing Charges or Releasing Youth. Other topics discussed were legislative updates, and expanding utilization of the video equipment to conduct hearings with adults charged with juvenile offenses and youthful offenders at Lew Sterrett.

Research:

Dr. John Worrall reported in Dr. Robert Morris' absence. He reiterated that the final version of the Pretrial Release Mechanisms study conducted by UTD has been released and is being review by the Criminal Justice Department. Also, the study being performed for CSCD on the specialty courts is underway and should be completed soon.

Crisis Services Project (SIP):

Ron Stretcher reported that the targeted start date for the new iteration of the SIP program by Parkland Hospital has been pushed back to work through the transportation component of the program. A new start date is forthcoming.

Action Items:

- Pages 52 through 54 of the packet consist of a briefing and resolution for CJAB's endorsement of the aforementioned "Stepping Up" initiative. As previously mentioned, Stepping Up is a two part national initiative to reduce the number of persons with mental illness in jails. The resolution requests CJAB approves proceeding with a focused planning process (30 days) to determine if Dallas County wants to participate in Stepping Up; leading to a request for a resolution of participation from the Dallas County Commissioners Court and including a plan to obtain the necessary resources for Stepping Up.

*There was a motion made to endorse the aforementioned resolution. The motion was seconded and approved.

- On page 55 of the packet was a resolution seeking CJAB's endorsement to proceed with the renewal of the contract between Council of State Governments Justice Center and Dallas County for years two and three of the research study addressing county level recidivism.

*There was a motion made to endorse the aforementioned resolution. The motion was seconded and approved.

Announcements:

Ron Stretcher directed the board's attention to page 40 of the packet to information regarding the County's Combined Completeness Percentage. As of June 8, 2015, the completeness reporting to CJIS for Adults was 90%. This percentage is for the 5 year period between 2009 and 2013 which needed to meet or exceed 90% on or before August 1, 2015.

The next CJAB meeting will be September 21, 2015.

Adjournment:

A motion was made to adjourn the meeting; it was seconded and approved at 3:56 PM.

Brittany Lash

Project Manager

Meadows Mental Health Policy Institute

Brittany Lash, LPC, comes from San Antonio where she worked with the Center for Health Care Services (CHCS) as a clinical administrator for their Mobile Crisis Outreach Team. During her tenure with CHCS, she began working on system change and process improvement throughout their crisis delivery system and worked very closely with first responders to improve the overall Mental Health crisis response. This included assisting in CIT trainings for law enforcement in San Antonio in partnership with SAPD and Bexar County Sherriff's Department. Prior to her experience San Antonio, she worked in and around Baltimore and Washington, DC providing community-based mental health services as a direct care provider. Her passions for indigent care, crisis response, and criminal justice bring her to the Meadows Mental Health Policy Institute (MMHPI) as a Project Manager for Criminal Justice. In this role she will lead process change and improvement at the intersection of mental health care and criminal justice.

Meadows Mental Health Policy Institute

Caruth Smart Justice Planning Grant

Executive Summary

The goal of the smart justice planning grant is to engage local partners in developing plans to transform the Dallas justice system to better identify, assess, and divert persons with mental illness from the justice system. Justice system costs attributable to unmet mental health needs exceed \$47 million annually in Dallas County. The Meadows Mental Health Policy Institute (MMHPI) will partner with the Dallas County Criminal Justice Director's Office, Parkland Hospital, the Caruth Police Institute, the Parkland Center for Clinical Innovation (PCCI), and the Justice Center of the Council of State Governments to develop recommendations for transforming the Dallas justice system to meet this goal. The Institute brings a wealth of experience in partnering with local agencies on smart justice for individuals with mental illness, expertise in analyzing behavioral health data, and skill at conducting collaborative impact work.

This project puts forward a broad, inspiring, and overarching system vision for reform within the Dallas County criminal justice system that rests on the assertion that incarceration primarily due to unmet behavioral health (BH) needs is intolerable and inhumane. No person with BH needs should be unnecessarily criminalized or incarcerated in Dallas County. It's not good for these individuals or for law enforcement, and it does not positively contribute to the ultimate goal of public safety. The intent is to reliably identify those at lower risk to reoffend and with non-violent offenses, and divert them to cost-effective treatment, rather than incarceration, at every point of contact with the criminal justice system which can both reduce the burden on law enforcement and our corrections system, and improve the lives of those diverted.

The theory underlying the work of this project also posits that prevention is the best form of diversion. That is, if individuals in crisis are engaged in services sooner in the process, rather than only after they have been arrested, charged, booked, and/or jailed, then more people will have successful outcomes in the community. Analogously, for those for whom incarceration is unavoidable, rapid identification and transition of those who can be safely diverted from incarceration to community programming that addresses not only their BH needs but also their criminogenic behavior, can both free up resources for higher threats to public safety and reduce recidivism for those diverted.

The work of the planning grant will involve engaging local justice system and health partners in a two-phase process. Phase one will center on a rapid six-month assessment to review available data, develop consensus on needed improvements, prioritize implementation steps, and develop a timeline for implementation that includes "quick wins" to galvanize support and catalyze progress. Phase two will focus on development of business and sustainability plans

over a three year period for each of the five main points of intercept where the criminal justice system interacts with people with severe mental illness:

- Intercept 1 – Law Enforcement Contact,
- Intercept 2 – Initial Detention / Court Hearings,
- Intercept 3 – Services and Supports within Jails and Courts,
- Intercept 4 – Reentry Planning, and
- Intercept 5 – Community Corrections post-release.

The outcomes of the project will be:

Short-term Outcomes

- Increased collaboration among key justice stakeholders and key behavioral health partners;
- Increased understanding of gaps and inefficiencies in the justice system for individuals with behavioral health issues; and
- Concrete and specific plans for a uniform community-wide protocol to manage care for people with acute or sub-acute problems related to behavioral health issues.

Intermediate Outcomes

- Police will be better equipped to respond to individuals with mental health issues;
- Law enforcement will be better able to focus on community safety rather than serving as substitute settings for necessary mental health care;
- Additional drop-off locations and ongoing care options for people with mental health needs will be available; and
- Data-driven resources for improved coordination and early intervention will be more widely available and better leveraged.

Long-term Outcomes

- Reduced number of people in jails with mental illness;
- Reduced recidivism for people with mental illness;
- Reduced county expenditures on criminal justice related to unmet mental health needs; and
- Reduced costs in Parkland and other Dallas County emergency rooms with respect to individuals with unmet mental health needs.

The project deliverables at the end of the year will be:

- A Phase One Assessment Report by December 31, 2015 and
- Business and sustainability plans for each intercept by June 30, 2016

Bond Forfeiture Judgment Report

Dallas County District Attorney's Office Bond Forfeiture Unit Statistical Reporting January Through August 2015					
For the Week Ended	Number OF Cases	Interest	Court Costs	Judgment	Judgment Total
January 5, 2015	124	\$2,262.14	\$31,170.00	\$48,776.00	\$82,208.14
January 12, 2015	68	\$792.86	\$15,077.00	\$13,847.00	\$29,716.86
January 20, 2015	10	\$476.56	\$2,780.00	\$16,650.00	\$19,906.56
January 26, 2015	24	\$8,460.21	\$6,672.00	\$5,000.00	\$20,132.21
January 2015 Total	226	\$11,991.77	\$55,699.00	\$84,273.00	\$ 151,963.77
February 2, 2015	15	\$199.56	\$4,170.00	\$10,000.00	\$14,369.56
February 9, 2015	92	\$789.98	\$24,477.00	\$29,640.00	\$54,906.98
February 16, 2015	43	\$1,561.58	\$11,854.00	\$56,893.00	\$70,308.58
February 23, 2015	7	\$60.47	\$1,946.00	\$500.00	\$2,506.47
February Total	157	\$2,611.59	\$42,447.00	\$97,033.00	\$ 142,091.59
March 9, 2015	15	\$599.99	\$4,170.00	\$6,350.00	\$11,119.99
March 16, 2015	75	\$1,908.56	\$18,518.00	\$16,689.00	\$37,115.56
March 23, 2015	59	\$523.71	\$15,208.00	\$9,694.00	\$25,425.71
March 30, 2015	21	\$421.74	\$5,838.00	\$7,000.00	\$13,259.74
March Total	170	\$3,454.00	\$43,734.00	\$39,733.00	\$ 86,921.00
April 6, 2015	20	\$7.21	\$4,435.00	\$36,460.00	\$40,902.21
April 13, 2015	85	\$1,797.83	\$22,607.00	\$13,416.00	\$37,820.83
April 20, 2015	104	\$755.61	\$27,288.00	\$32,152.00	\$60,195.61
April 27, 2015	7	\$277.20	\$2,359.00	\$12,500.00	\$15,136.20
April Total	216	\$2,837.85	\$56,689.00	\$94,528.00	\$ 154,054.85
May 04, 2015	10	\$176.49	\$176.49	\$176.49	\$529.47
May 11, 2015	5	\$621.81	\$1,599.00	\$34,000.00	\$36,220.81
May 18, 2015	128	\$2,975.83	\$33,746.00	\$37,638.00	\$74,359.83
May 25, 2015	44	\$1,020.95	\$11,441.00	\$6,796.00	\$19,257.95
May Total	187	\$4,795.08	\$46,962.49	\$78,610.49	\$ 130,368.06
June 1, 2015	16	\$424.59	\$5,728.00	\$1,780.00	\$7,932.59
June 8, 2015	145	\$1,397.31	\$38,999.00	\$36,873.00	\$77,269.31
June 22, 2015	6	\$91.96	\$2,300.00	\$0.00	\$2,391.96
June 29, 2015	27	\$580.86	\$9,158.00	\$13,730.00	\$23,468.86
June Total	194	\$2,494.72	\$56,185.00	\$52,383.00	\$111,062.72
July 6, 2015	17	\$411.11	\$5,663.00	\$32,585.00	\$38,659.11
July 13, 2015	127	\$962.36	\$34,498.00	\$34,920.00	\$70,380.36
July 20, 2015	13	\$733.61	\$4,791.00	\$3,000.00	\$8,524.61
July 27, 2015	16	\$1,877.66	\$6,160.00		\$8,037.66
July Total	173	\$3,984.74	\$51,112.00	\$70,505.00	\$125,601.74
August 3, 2015	8	\$270.51	\$3,070.00	\$3,000.00	\$6,340.51
August 10, 2015	73	\$565.43	\$18,822.00	\$17,139.00	\$36,526.43
August 17, 2015	42	\$747.34	\$13,745.00	\$15,597.00	\$30,089.34
August 31, 2015	22	\$2,093.16	\$8,460.00	\$500.00	\$11,053.16
August Total	145	\$3,676.44	\$44,097.00	\$36,236.00	\$84,009.44
Grand Total for Period	1376	\$ 32,222.75	\$ 352,881.49	\$ 517,118.49	\$ 902,116.73

Felony Account 62 History

All receipts applied to mainframe account 62 (bond forfeiture)

NEW REPORT FIGURES as of 8/31/2015

Month	2007 Count/Amount		2008 Count/Amount		2009 Count/Amount		2010 Count/Amount		2011 Count/Amount		2012 Count/Amount		2013 Count/Amount		2014 Count/Amount		2015 Count/Amount	
January	11	\$49,238	21	\$82,550	3	\$8,000	15	\$36,841	5	\$7,500	2	\$11,500	20	\$69,048	11	\$88,791	11	\$16,188
February	12	\$24,000	13	\$43,350	8	\$15,250	6	\$12,000	2	\$30,000	2	\$6,500	4	\$15,500	9	\$43,960	6	\$25,650
March	31	\$55,184	16	\$28,150	4	\$8,000	7	\$10,800	2	\$5,000	2	\$3,000	8	\$112,722	12	\$15,763	4	\$3,610
April	19	\$64,647	4	\$10,500	7	\$12,300	9	\$21,800	2	\$3,900	8	\$38,500	12	\$26,298	5	\$203,250	12	\$14,325
May	33	\$100,010	19	\$39,700	9	\$36,800	2	\$3,000	1	\$1,500	4	\$20,387	14	\$16,601	7	\$116,250	4	\$3,695
June	16	\$59,678	10	\$17,800	5	\$10,800	1	\$1,500	12	\$39,759	12	\$28,356	15	\$62,796	7	\$16,391	14	\$67,377
July	22	\$39,700	15	\$38,100	3	\$4,000	6	\$8,800	4	\$7,000	3	\$10,000	15	\$58,666	11	\$49,482	17	\$16,035
August	3	\$9,000	14	\$28,600	19	\$42,900	4	\$7,000	6	\$38,240	13	\$43,031	5	\$12,000	8	\$8,935	5	\$11,285
September	4	\$75,000	8	\$19,700	15	\$30,600	4	\$10,955	1	\$50,000	8	\$39,500	6	\$42,548	15	\$13,158		
October	8	\$19,250	9	\$24,750	9	\$43,500	3	\$8,000	43	\$58,769	12	\$58,887	5	\$33,500	3	\$25,797		
November	50	\$106,153	4	\$11,000	8	\$11,650	3	\$14,000	11	\$9,861	15	\$50,596	11	\$32,094	8	\$31,969		
December	26	\$80,000	9	\$15,100	5	\$14,000	8	\$12,457	1	\$10,000	7	\$40,002	5	\$7,000	5	\$8,000		
Total	235	\$681,860	142	\$359,300	95	\$237,800	68	\$147,153	90	\$261,528	88	\$350,258	120	\$488,773	101	\$621,746	73	\$158,165

Grand Total	Count	1,012	Amount Collected	\$3,306,582
--------------------	--------------	--------------	-------------------------	--------------------

**Misdemeanor
Account 62 History
All receipts applied to mainframe account 62 (bond forfeiture)**

NEW REPORT FIGURES as of 8/31/2015

Month	2007 Count/Amount		2008 Count/Amount		2009 Count/Amount		2010 Count/Amount		2011 Count/Amount		2012 Count/Amount		2013 Count/Amount		2014 Count/Amount		2015 Count/Amount	
	Count	Amount	Count	Amount	Count	Amount	Count	Amount	Count	Amount	Count	Amount	Count	Amount	Count	Amount	Count	Amount
January	177	\$86,750	243	\$140,727	93	\$52,485	153	\$73,825	39	\$24,500	85	\$50,570	54	\$28,527	64	\$38,927	37	\$28,254
February	173	\$85,400	371	\$184,420	156	\$82,570	76	\$42,810	100	\$52,815	29	\$24,000	81	\$40,929	65	\$42,407	66	\$50,938
March	41	\$22,700	103	\$54,090	96	\$58,100	92	\$48,900	55	\$35,250	91	\$53,460	81	\$64,123	62	\$36,552	44	\$22,871
April	404	\$221,300	215	\$129,700	123	\$67,595	39	\$28,750	94	\$61,660	66	\$29,215	66	\$47,400	23	\$18,699	28	\$25,855
May	371	\$208,815	153	\$81,850	174	\$94,645	69	\$46,990	44	\$30,380	44	\$40,750	58	\$35,687	15	\$13,500	31	\$24,770
June	131	\$74,070	315	\$185,570	190	\$98,355	89	\$56,185	57	\$41,080	48	\$39,680	58	\$27,069	42	\$25,640	44	\$25,664
July	214	\$131,725	133	\$87,985	98	\$59,735	58	\$43,585	112	\$67,105	64	\$43,898	27	\$31,500	104	\$70,414	44	\$49,182
August	193	\$113,185	190	\$112,425	90	\$58,560	35	\$28,750	77	\$53,265	99	\$52,345	50	\$23,245	53	\$46,184	74	\$69,138
September	361	\$194,860	177	\$104,720	151	\$83,500	83	\$45,490	59	\$32,560	67	\$53,662	60	\$45,440	37	\$24,929		
October	241	\$128,265	120	\$65,765	98	\$59,155	59	\$30,935	77	\$45,600	90	\$42,814	49	\$28,628	39	\$30,975		
November	146	\$89,980	180	\$98,788	147	\$83,445	70	\$41,050	124	\$62,435	81	\$42,318	53	\$32,743	20	\$12,644		
December	123	\$75,140	208	\$116,805	115	\$70,300	77	\$44,175	74	\$59,030	55	\$44,171	32	\$28,250	52	\$39,164		
Total	2575	\$1,432,190	2408	\$1,362,844	1531	\$868,445	900	\$531,445	912	\$565,680	819	\$516,883	669	\$433,541	576	\$400,035	368	\$296,672

Grand Total	Count	10,758	Amount Collected	\$6,407,734
--------------------	--------------	---------------	-------------------------	--------------------

**Jail Population Committee Meeting
September 11, 2015 at 10:00 am
FCCB, 1st floor, Room A5**

AGENDA

- 1. Jail Population** – Snapshot 009/09/15 - 5,614
- 2. Jail Population monthly averages & graphs/charts** (pages 2 thru 6)
 - 08/15: 5,727 (-45)
 - 07/15: 5,772 (+154)
 - 06/15: 5,618 (-150)
- 3. August highlights: High:** 08/17 **5,754** & **Low:** 08/29 of **5,637** Range of **117**
- 4. Book-in avgs. :** Aug -252; July- 205; June- 195 ; May - 190; Apr- 212; Mar- 193;
- 5. DEWR bucket comparison** (page 7)
- 6. DEWR bucket monthly averages** (page 8)
- 7. Release totals by category** (page 9)
- 8. Average length of stay based on released reason** (page 10)
- A. Jail Population Management**
 - 1. Community Response Team/ (SJU)** (page 11)
 - 2. TDC Desk Activity Reports** (page 12)
 - 3. Waivers by Court and by Month** (page 13)
 - 4. Grand Jury Processing**
 - 5. Felony Courts monthly dispositions & Pending Dispo by Court** (page 14&15)
 - 6. Average Jail Pop Totals for Pending Disp. By Court** (page 16)
 - 7. DA's cases pending lab analysis** (page 17)
 - 8. Misdemeanor Courts' initiative** (page 18)
 - 9. Discussion items:**
- 10. Special Programs holds:** There are 167 inmates waiting for special programs.
55 for Wilmer, for 31 ISF, for 27 RTC, and for 21 Mental Health
- 11. Pre-Trial Release monthly statistics** (page 19)
- 12. Alternative Sentencing Program stats** (page 20 & 21)
- 13. Bond Supervision Unit monthly report** (page 22)
- B. Public Defender's Office Activities**
 - 1. Monthly Court Stats** (page 23)
 - 2. Mental Health Stats** (page 24)
- C. CSCD Updates**

C.A.T.S assessments stats (page 25 & 26)
- D. Mental Health**
 - 1. Outpatient Competency cases & State hospital monthly admissions** (page 27)
 - 2. Mental Health Jail Diversion activities**
 - 3. Monthly NorthSTAR Intakes** (page 28)

Dallas County Jail Population Bookins 3-year statistical summary

JAIL POPULATION monthly averages					
2013	Jail Pop AVG	2014	Jail Pop AVG	2015	Jail Pop AVG
Jan-13	6128	Jan-14	6247	Jan-15	6036
Feb-13	6163	Feb-14	6250	Feb-15	5956
Mar-13	5962	Mar-14	6041	Mar-15	5824
Apr-13	5876	Apr-14	6214	Apr-15	5868
May-13	6016	May-14	6287	May-15	5768
Jun-13	6068	Jun-14	6232	Jun-15	5618
Jul-13	6246	Jul-14	6336	Jul-15	5772
Aug-13	6345	Aug-14	6168	Aug-15	5727
Sep-13	6485	Sep-14	6150	Sep-15	
Oct-13	6418	Oct-14	5959	Oct-15	
Nov-13	6054	Nov-14	5963	Nov-15	
Dec-13	6015	Dec-14	5885	Dec-15	
	6148		6144		5821

BOOKINS monthly totals					
2013	Total bookins	2014	Total bookins	2015	Total bookins
Jan-13	6905	Jan-14	6646	Jan-15	5939
Feb-13	6754	Feb-14	6115	Feb-15	5165
Mar-13	7016	Mar-14	6263	Mar-15	5978
Apr-13	6787	Apr-14	6590	Apr-15	6350
May-13	7268	May-14	6462	May-15	5900
Jun-13	6837	Jun-14	5837	Jun-15	5848
Jul-13	7109	Jul-14	6453	Jul-15	6357
Aug-13	7709	Aug-14	6229	Aug-15	6103
Sep-13	6794	Sep-14	5936	Sep-15	
Oct-13	6893	Oct-14	6072	Oct-15	
Nov-13	5772	Nov-14	5431	Nov-15	
Dec-13	5162	Dec-14	5168	Dec-15	
	6751		6100		5955
	81,006		73,202		47,640

DEWR FOR AUGUST 2015

	8/1	8/2	8/3	8/4	8/5	8/6	8/7	8/8	8/9	8/10	8/11	8/12	8/13	8/14	8/15	8/16	8/17	8/18	8/19	8/20	8/21	8/22	8/23	8/24	8/25	8/26	8/27	8/28	8/29	8/30	8/31	Avg
Felony not filed	326	356	374	356	378	355	346	341	373	396	375	353	349	325				341	336	303	326	313	350	374	370	366	372	337	295	315	340	348
Felony pend. Grand Jury	563	563	572	565	537	543	536	552	547	547	555	569	567	574				579	596	603	588	583	580	580	584	585	587	602	616	612	613	575
Felony not incl. SJF	2,131	2,131	2135	2126	2140	2172	2162	2157	2157	2159	2151	2156	2154	2142				2143	2144	2145	2131	2147	2144	2143	2153	2138	2137	2134	2152	2151	2151	2146
SJF pend dispo	437	438	441	461	465	471	469	450	451	451	469	461	455	448				448	432	432	421	412	411	411	396	386	381	383	384	384	384	430
PV-Felony	251	256	263	264	272	281	286	282	287	291	285	284	272	272				288	294	284	295	282	289	292	287	284	285	290	271	274	281	280
TDC over 10y/appeal	446	446	446	442	451	425	439	463	463	463	450	464	466	482				492	511	530	509	522	522	507	479	482	464	460	480	480	480	474
Bench Warrants	53	53	52	52	50	46	46	47	47	47	39	43	43	44				46	49	51	46	48	48	46	47	47	45	43	44	44	44	47
TDC<10yr/appeal	38	38	38	38	38	37	38	38	38	38	38	41	41	43				44	45	44	43	43	43	43	42	42	40	40	40	40	40	40
Sentd. SJF	97	97	97	103	96	92	93	101	101	101	107	92	96	105				122	115	122	104	113	113	113	116	95	97	103	104	104	104	104
SJF on appeal	1	1	1	1	1	1	1	2	2	2	2	2	2	2				2	2	2	2	2	2	2	2	2	2	2	3	3	3	2
SJF serv in co jail	107	103	99	97	89	83	90	88	85	81	84	92	90	90				82	83	78	74	73	69	67	72	79	81	82	84	80	77	84
Misd. not filed	203	216	221	183	199	187	179	160	185	184	182	181	168	174				177	184	175	181	174	199	215	170	171	179	178	169	185	191	185
Misd. filed pend.	169	169	169	206	199	183	198	199	196	196	201	206	194	192				195	185	180	172	172	173	178	205	201	200	178	164	158	159	186
Misd-PV	0	0	0	0	0	0	0	0	0	0	0	0	0	0				0	0	0	0	0	0	0	0	0	0	0	0	0	0	0
Serv in jail (Cond of Prob)	77	73	67	67	78	70	74	76	66	64	73	71	68	72				66	67	70	78	77	66	62	68	76	78	89	100	91	84	74
Serving Co time & fines	55	54	50	54	55	56	59	63	57	52	52	58	58	62				51	57	55	53	51	46	41	42	38	42	49	48	43	41	52
Serv fines/CT cost only	1	1	1	1	1	1	1	1	1	1	1	1	1	1				1	0	0	0	0	0	0	0	0	0	0	0	0	0	1
Out of county/state	53	59	60	45	48	55	56	63	61	62	64	64	73	72				60	65	61	48	54	57	66	57	51	60	51	58	61	64	59
Parole Violations	249	256	257	253	255	253	239	243	246	249	232	238	244	219				224	227	230	219	223	225	227	230	228	225	220	215	218	220	234
SAFPF	116	116	115	116	112	113	117	124	124	118	118	105	107	112				115	107	112	113	115	115	113	116	110	115	120	124	124	122	116
Special Programs	121	122	121	99	97	95	101	100	100	98	85	88	95	98				80	90	90	101	105	105	105	93	93	100	109	110	111	106	101
Other- Incompetent	58	58	54	52	52	53	55	57	57	56	54	53	51	54				58	57	57	58	58	58	55	56	57	58	61	61	61	59	56
US Marshall holds	3	3	3	3	4	2	2	2	2	3	3	3	2	2				2	2	2	2	2	2	2	2	3	2	1	1	1	1	2
Contempt-in Jail	24	21	22	23	25	24	21	22	22	23	24	20	22	22				20	22	24	22	21	21	21	22	24	26	23	21	22	22	22
Contempt-Furlough	304	304	304	304	304	304	304	305	305	304	304	304	304	304				304	304	304	304	304	304	304	304	304	304	304	304	304	304	304
PEACE Bond	0	0	0	0	0	0	0	0	0	0	0	0	0	0				0	0	0	0	0	0	0	0	0	0	0	0	0	0	0
TYC hold	0	0	0	0	0	0	0	0	0	0	0	0	0	0				0	0	0	0	0	0	0	0	0	0	0	0	0	0	0
Immigration hold	4	1	1	3	4	7	5	3	1	0	0	3	3	2				2	4	10	6	6	1	0	5	7	4	2	5	0	0	3
Class C Misd. only	34	35	19	40	38	47	30	38	20	21	27	42	29	34				38	39	32	31	44	17	25	31	40	27	34	37	24	16	32
Contract inmates	0	0	0	0	0	0	0	0	0	0	0	0	0	0				0	0	0	0	0	0	0	0	0	0	0	0	0	0	0
US Military hold	0	0	0	0	0	0	0	0	0	0	0	0	0	0				0	0	0	0	0	0	0	0	0	0	0	0	0	0	0
Default	77	52	43	27	44	67	48	31	58	44	42	36	44	37				33	46	49	50	39	73	27	30	40	49	51	51	60	41	46
With Furlough added	5998	6022	6025	5981	6032	6023	5995	6008	6052	6051	6017	6030	5998	5984	5974	6003	6068	6013	6063	6045	5977	5983	6033	6019	5979	5949	5960	5946	5941	5950	5947	6002
Jail Population-Actual	5694	5718	5721	5677	5728	5719	5691	5703	5747	5747	5713	5726	5694	5680	5974	6003	6068	5709	5759	5741	5673	5679	5729	5715	5675	5645	5656	5642	5637	5646	5643	5727

INTAKES
RELEASES
VARIANCE

196	133	203	256	240	230	202	163	133	205	258	213	214	191	173	169	223	248	228	189	203	151	160	182	225	215	247	175	146	134	198	197
144	132	178	233	237	270	231	132	119	170	263	256	247	237	134	114	217	227	214	270	219	146	123	156	283	213	252	238	140	120	161	196
-52	-1	-25	-23	-3	40	29	-31	-14	-35	5	43	33	46	-39	-55	-6	-21	-14	81	16	-5	-37	-26	58	-2	5	63	-6	-14	-37	-0.871

Total Bookins **6,103** **Total Releases** **6,076** **Total Jail Bed Days** **177,552.00** = **\$ 11,205,307**

AVG. LENGTH OF STAY 28

DEWR BUCKET MONTHLY AVERAGES

	Aug 13	Sep 13	Oct 13	Nov 13	Dec 13	Jan 14	Feb 14	Mar 14	Apr 14	May 14	Jun 14	Jul 14	Aug 14	Sep 14	Oct 14	Nov 14	Dec 14	Jan 15	Feb 15	Mar 15	Apr 15	May 15	Jun 15	Jul 15	Aug 15	Avg
Felony not filed	249	252	252	217	230	265	237	227	265	273	259	244	245	245	303	330	340	321	270	270	302	281	284	333	348	264
Felony pend GJ	772	752	815	691	655	700	789	710	729	690	734	873	696	611	669	628	542	716	579	555	601	576	603	622	575	723
Fel.pend excl.SJF	2241	2230	2260	2166	2203	2225	2218	2255	2236	2294	2278	2257	2379	2428	2355	2355	2384	2355	2388	2368	2263	2233	2146	2092	2146	2,182
State Jail Fel only	483	508	472	430	450	509	462	481	459	508	483	463	507	508	451	471	496	481	497	453	436	470	427	425	430	470
PV-Felony	404	402	359	341	329	364	377	366	355	363	358	359	311	357	324	330	302	277	282	311	302	299	268	274	280	360
TDC over 10yrs	409	375	483	513	538	549	511	484	475	435	441	462	426	414	410	439	472	482	483	515	527	475	469	483	474	435
Bench Warrants	34	37	49	49	48	43	55	58	58	61	59	58	48	43	46	45	50	52	43	41	51	49	46	57	47	49
TDC <10y/appeal	62	57	62	61	51	41	43	44	48	41	38	41	43	41	45	46	45	44	46	42	40	40	41	39	40	50
Sentenced SJF	110	97	131	149	134	116	113	71	123	128	136	123	123	158	115	106	98	107	129	97	92	94	106	118	104	107
Sentd SJF/appeal	7	4	4	4	4	4	4	5	5	3	2	2	2	2	4	6	4	3	3	3	3	3	2	1	2	6
SJF-Serv Co Jail	53	53	49	51	45	51	50	52	68	67	51	40	53	63	67	69	61	56	73	66	84	77	71	87	84	57
Misdmnr not filed	173	164	143	150	149	159	145	139	159	154	146	168	157	162	145	144	141	168	180	172	199	182	186	205	185	167
Misdmnr filed-	308	298	258	227	212	263	265	235	229	247	213	237	246	250	206	208	207	202	192	194	194	206	201	191	186	241
PV-Misdmnr	0	0	0	0	0	0	0	0	0	0	0	0	0	0	0	0	0	0	0	0	0	0	0	0	0	0
Serv as Con of	93	72	82	76	62	65	64	62	70	70	64	67	70	61	68	75	69	61	73	68	73	72	77	73	74	72
Serv Co time/	107	92	86	73	64	81	104	87	91	83	84	82	89	73	65	55	45	43	63	47	49	47	47	52	52	85
Serv fines/ fees	0	0	0	0	0	0	0	0	0	0	0	0	0	0	0	0	0	0	0	0	0	0	0	0	0	0
Out of Co/State	67	67	71	63	64	58	62	63	73	65	72	77	65	57	54	55	53	51	60	57	64	65	66	63	59	65
Parole Vio.	287	323	311	300	313	315	285	265	299	301	292	284	257	245	216	185	170	176	183	184	183	178	181	236	234	269
SAFPF	135	126	136	130	151	140	145	129	126	123	145	138	116	113	107	120	116	135	123	94	105	118	111	131	116	131
Sp.Prgms	198	204	212	189	159	137	134	125	128	131	122	120	121	145	141	125	122	125	108	101	96	106	98	109	101	169
Incompetent	16	24	30	32	35	28	35	36	34	39	50	45	43	36	40	43	48	49	56	76	86	85	78	63	56	44
US Marshal	5	10	25	24	27	30	37	39	70	80	78	76	59	33	17	15	13	12	6	2	1	2	2	2	2	16
Cntmpt-in Jail	43	44	45	44	40	44	49	49	54	63	56	42	38	40	42	44	38	42	39	29	26	25	25	24	22	45
Furlough	398	397	378	350	355	354	359	353	351	350	350	349	350	349	348	348	348	348	347	329	307	306	306	305	304	406
PEACE Bond	0	0	0	0	0	0	0	0	0	0	0	0	0	0	0	0	0	0	0	0	0	0	0	0	0	0
TYC hold	0	0	0	0	0	0	0	0	0	0	0	0	0	0	0	0	0	0	0	0	0	0	0	1	0	0
Immigration hold	9	10	8	12	10	10	9	10	11	10	9	8	8	11	11	8	6	5	6	7	7	9	8	8	3	10
Class C only	35	31	29	20	16	19	21	16	18	22	22	24	23	24	25	22	22	25	25	24	34	33	32	34	32	28
Contract	0	0	0	0	0	0	0	0	0	0	0	0	0	0	0	0	0	0	0	0	0	0	0	0	0	0
US Military	0	0	0	0	0	0	0	0	0	0	0	0	0	0	0	0	0	0	0	0	0	0	0	0	0	0
Default	46	38	39	40	28	31	36	33	31	35	40	46	42	33	32	40	40	48	48	48	50	41	43	49	46	41
Furlough added	6743	6882	6791	6404	6370	6601	6609	6394	6565	6637	6582	6685	6518	6499	6308	6310	6233	6384	6303	6153	6175	6074	5924	6078	6002	6,494
Jail Population Actual	6345	6485	6418	6054	6015	6247	6250	6041	6214	6287	6232	6336	6168	6150	5959	5963	5885	6036	5956	5824	5868	5768	5618	5772	5727	6,087
INTAKES	249	226	222	192	167	214	218	202	220	208	195	208	201	198	196	196	167	192	184	193	212	153	195	205	197	211
RELEASES	246	225	228	199	171	204	227	198	217	210	192	210	202	205	198	198	173	184	194	192	212	97	194	207	196	210
VARIANCE	3	1	-6	-7	-4	10	-9	4	3	-2	3	2	-1	-8	2	2	6	-8	-16	1	0	56	1	-2	1	1

**Dallas County Department of Criminal Justice/Jail Diversion
Alternative Sentencing Program (ASP) and Bond/Electronic Monitoring Program
Statistical Summary Report
AUGUST 2015**

CASELOAD INFORMATION

	8/15 ASP	8/15 Bond	8/15 Ch. Sup	8/15 TOTAL	ASP TOTAL	Bond TOTAL	Ch. Sup TOTAL	Total 9-01-09 - 8-31-15
Beginning Client Count	10	85	6	101	3	3	9(5/13)	15
Total Clients That Started The Program	21	29	1	51	1,413	933	89	2,435
Total Cases Closed	16	21	0	37	1,401	843	91	2,335
Closed Successfully	16	13	0	29	1,374	544	68	1,986
Closed Unsuccessfully	0	8	0	8	27	299	23	349
Total Clients at End of Month	15	93	7	115				

PROGRAM DISTRIBUTION FOR CLOSED CASES

	ASP	Bond	Ch. Sup	TOTAL	ASP	Bond	Ch. Sup	TOTAL
Full House Arrest	2	2	0	4	179	63	13	255
House Arrest w/work/school release	13	0	0	13	1,177	0	1	1,178
GPS w/work/school release	1	19	0	20	45	780	77	902
MEMS-Alcohol Monitor	7	0	0	7	521	45	0	566

CASELOAD NON-COMPLIANCE INFORMATION

	ASP	Bond	Ch. Sup	TOTAL	ASP	Bond	Ch. Sup	TOTAL
Violation Reports Submitted	0	28	1	29	70	978	42	1,090
Unsuccessful Removal from Program	0	8	0	8	27	299	23	349
Failed to Start Program/Warrant Issued	0	0	0	0	12	14	1	27
Interviewed but Rejected for Program	0	0	0	0	3	33	2	38
New Offenses Committed while in Program	0	0	0	0	4	23	5	32

CASELOAD ACTIVITIES

	8/15	TOTAL
Orientation Interviews Conducted	51	2,481
Computer Checks for Warrants & New Offenses	35	3,121
Telephone Contacts with Clients	661	32,671
Telephone Contacts with Non Clients	218	9,777
In Person Contacts with Clients-Office & Field	415	23,387
In Person Contacts with Non Clients-Office and Field	184	3,508

DALLAS COUNTY FUNDS SAVED

	8/15	Total 9-01-09 - 8-31-15
ELM Days Served/Jail Bed Days Saved	3,328	156,492
Cost of Jail Bed Per Day	\$ 63.11	SEE ADDENDUM
TOTAL JAIL BED EXPENSES SAVED	\$210,030.08	\$ 9,200,545.00

**ASP/BOND ELM
Jail Bed Cost Savings Addendum**

Time Period	Cost per Day	Days	Total Cost Saved
9/09	\$55.60	393	\$ 21,850.80
10/09 to 9/10	\$48.49	7,589	\$ 367,990.61
10/10 to 09/11	\$57.49	16,277	\$ 934,212.50
10/11 to 09/12	\$53.13	23,536	\$ 1,250,467.68
10/12 to 09/13	\$56.29	30,368	\$ 1,709,414.72
10/13 to 9/14	\$62.46	41,130	\$ 2,568,979.80
10/14 to 8/15	\$63.11	37,199	\$ 2,347,628.89
		Total Days: 156,492	Total Savings \$9,200,545.00

PRETRIAL RELEASE SERVICES MONTHLY REPORT

	<i>JUNE 14</i>	<i>JUL 14</i>	<i>AUG 14</i>	<i>SEPT 14</i>	<i>OCT 14</i>	<i>Nov 14</i>	<i>Dec 14</i>	<i>JAN 15</i>	<i>FEB 15</i>	<i>MAR 15</i>	<i>APRIL 15</i>	<i>MAY 15</i>	<i>JUN 15</i>	<i>JUL 15</i>	<i>Aug 15</i>	<i>12mo AVG</i>
AVG BOOKINS per day	195	208	201	198	196	181	167	192	184	193	220	190	195	205	252	198
Interviews	327	315	298	347	328	260	269	309	264	365	319	263	290	287	283	302
Cr. History reviewed	481	529	414	610	521	494	466	485	452	507	469	419	412	483	517	484
Bonds written	234	216	196	230	221	181	196	221	182	216	209	173	188	205	168	202
AVG BONDS per day	11.14	9.82	9.33	10.95	9.61	10.06	9.8	11.1	10.2	9.8	9.5	8.7	8.8	9.8	7.8	9.76
Bonds (collected)	200	161	159	193	183	140	163	176	139	169	163	130	143	163	107	159
Bonds (waived)	34	55	37	37	38	41	33	45	43	47	36	41	45	53	30	41
Bonds TOTAL	234	216	196	230	221	181	196	221	182	216	209	171	188	216	137	201
FEES (collected)	\$6,190	\$5,265	\$4,970	\$6,225	\$6,255	\$4,985	\$5,915	\$5,930	\$4,595	\$5,515	\$5,470	\$4,070	\$5,090	\$5,450	\$4,125	\$5,337
FEES (waived)	\$1,540	\$1,680	\$1,205	\$1,365	\$1,665	\$1,530	\$1,680	\$1,735	\$1,530	\$1,535	\$1,370	\$1,650	\$1,565	\$2,415	\$1,190	\$1,577
FEES TOTAL	\$7,730	\$6,945	\$6,175	\$7,590	\$7,920	\$6,515	\$7,595	\$7,665	\$6,125	\$7,050	\$6,840	\$5,720	\$6,655	\$7,865	\$5,315	\$6,914

AVERAGES - LATEST HISTORICAL STATISTICAL DATA	
	BKIN AVG
2008 AVERAGE	271
2009 AVERAGE	264
2010 AVERAGE	257
2011 AVERAGE	238
2012 AVERAGE	231
2013 AVERAGE	222
2014 AVERAGE	204
Feb-15	184
Mar-15	193
Apr-15	220
May-15	190
Jun-15	195
Jul-15	205
Aug-15	197

PRETRIAL RELEASE SERVICES ~ YEARLY AVERAGES			
	PTR Bond	Jail Pop	Bkin Avg
2007	14	6288	249
2008	13	6125	271
2009	11	6165	264
2010	10	6818	257
2011	9	6430	238
2012	9	6310	231
2013	11	6015	222
2014	10	5846	215

Jail Competency Stats 2015

	Jan	Feb	March	April	May	June	July	Aug	Sept	Oct	Nov	Dec	Totals
Active													
New Evals - Incompetent	48	61	39	38	43	41	46	51					367
Waiting for the hospital - End of month	31	43	73	84	79	71	55	58	0	0	0	0	
Less than 30 days	24	26	55	33	29	35	25	33					
30 to 60 days	5	12	13	38	24	16	12	9					
Greater than 60 days	2	5	5	13	26	20	18	16					
Returned to jail from the hospital	13	8	13	15	22	16	23	26	0	0	0	0	136
Felony	8	7	10	11	16	12	18	22					
Average length of stay (days)	105	102	80	85	100	79	101	124					
Misdemeanor	5	1	3	4	6	4	5	4					
Average length of stay (days)	91	56	84	80	71	54	64	66					
Previous return legal case pending	27	43	30	36	23	36	26	23	0	0	0	0	244
Less than 30 days	5	12	8	9	0	0	0	0					
1 to 3 months	7	13	6	10	6	20	12	11					
3 to 6 months	10	11	8	5	7	4	5	4					
> 6 months	5	7	8	12	10	12	9	8					
Closed													
New Evals - Competent	28	38	37	36	33	33	39	27					271
Admitted to the state hospital	35	18	35	13	34	38	40	26	0	0	0	0	239
Felony	24	11	22	8	24	21	26	17					
Average wait for a hospital bed (days)	61	59	56	54	54	79	76	50					
Misdemeanor	11	7	13	5	10	17	14	9					
Average wait for a hospital bed (days)	39	39	49	42	42	60	45	39					
Hospital Return Legal Case Resolved	22	11	23	29	20	22	16	27	0	0	0	0	170
Less than 30 days	16	2	6	7	8	8	7	18					
1 to 3 months	5	1	9	14	9	11	5	3					
3 to 6 months	1	7	3	2	3	1	3	4					
> 6 months	0	1	5	6	0	2	1	2					
Case dismissed at the hospital	1	5	6	12	0	6	4	4	0	0	0	0	38
Felony	0	0	1	1	0	1	0	0					
Misdemeanor	1	5	5	11	0	5	4	4					