



**Dallas County Criminal Justice Advisory Board
Meeting Agenda**

December 16, 2019, 2:30 p.m.

Dallas County Health & Human Services Bldg., Room 627-A
2377 N. Stemmons Freeway
Dallas, TX 75207

- I. Welcome and Introductions** – The Honorable Elba Garcia, Chair, CJAB
- II. Membership & Infrastructure**— Ellyce Lindberg Co-Chair, CJAB
- III. Minutes Review/Approval***— Ellyce Lindberg Co-Chair, CJAB
- IV. Presentations**
 - **Dallas County Jail Deflection Program** – Christina Smith
- V. Committee Project Updates**
 - **Bail Bond Committee** –Miguel Canales
 - **Fair Defense Committee** – Lynn Richardson
 - **Jail Population Committee** – LaShonda Jefferson
 - **Justice of the Peace** - Judge Steve Seider
 - **Law Enforcement/Jurisprudence** – Chief Jim Spivey, Ellyce Lindberg
 - **Pretrial Committee** – Commissioner Garcia, Jeff Segura
 - **Reentry** – Christina Melton Crain
 - **Research Committee** – Dr. Jennifer Gonzalez
- VI. Program Update**
 - **Link2Care** – Dr. Jennifer Gonzalez
- VII. Public Comments**
- VIII. Announcements**
- IX. Next Meeting Schedule**
 - March 16, 2020



**Dallas County Criminal Justice Advisory Board
General Membership Minutes for Monday, September 16, 2019**

Welcome & Introductions, Commissioner Dr. Garcia, called the meeting to order at 2:30 PM. All in attendance made customary introductions.

Membership & Infrastructure:

There were no changes to membership or infrastructure at this time.

Meeting Minutes:

The minutes from the CJAB General Membership meeting held on June 17, 2019, were made a part of the packet. There was a motion made to accept the minutes as printed.

Presentations:

Transformative Justice: How Dallas Is Employing Evidence-Based Practices to Transform Their Community and The Landscape of Criminal Justice Nationally– Elizabeth A. Henneke, Yulise Reaves Waters, and Amy Lopez

Commissioner Garcia introduced the speakers Elizabeth Henneke, Yulise Reaves Waters and Amy Lopez.

Ms. Henneke began the presentation by recognizing their collaborative partners: The Dallas County Public Defender's Office, District Attorney's Office, and the Dallas County Commissioners. All speakers introduced themselves and gave a brief bio.

Ms. Lopez started the presentation by giving statistics on recidivism in the U.S. Prison System. The national recidivism rate is 75% that inmates will reoffend within three years of their release. In Texas, \$5 billion dollars is spent on a system that results in 75% of the time young adults recidivating once released. One of the main issues with the Criminal Justice System is that everyone is working in silos. Council of State Governments released a report on young adults that states that programs around the Country that are delivering multi-disciplinary services and when they do so they lower recidivism from 75% to 10%. Ms. Lopez raised the question of why are these programs not being adopted by everyone. Critics have suggested that these studies are biased. They are collecting data from specialty courts who

hand select people to participate. As a result, the selection process accounts for the change, rather than the program itself.

What Transformative Justice aims to do is change this process, by pulling information from all the programs that are working, and developing it into their own model. Then they will also do a randomized control trial in a Pretrial space. The randomized control will divide defendants who go into the criminal justice system as usual, and then track defendants who enter the Transformative Justice Program. They will be tracking their performance for three years. They will collect recidivism data, well-being or health care tracking, and do a cost benefit analysis. It is predicted that if those people on their program for the first three years reduce their recidivism from 75% to 40% they will save \$4.7 million dollars on only the cost of incarceration, and that is not accounting for all other costs (i.e. court cost, attorney costs, etc.). This will ultimately free up time from law enforcement to the prosecution and defense. This initiative is also being conducted in Williamson County, Texas.

Ms. Waters stated this initiative has only been done once in the history of criminal justice, and it was back in 1980 with a small select group. The work will begin in five zip codes in Dallas County. The program will take the following steps to select candidates: 1) The defendant will be assigned to the program within 24 hours of arrest; 2) Individualized treatment decisions will be made by behavioral health and social service experts and guided by the results of a validated risk-needs responsivity tool; 3) Intensive, relationship-driven case management in the community and supported by justice-involved returning citizens; 4) Stage incentive-based programming to assure accountability; And 5) Community engagement and race equity programming that supports both community and individual healing. Ms. Waters briefly went over the different phases of the program as defendant's progress through it. Lastly, Ms. Waters stated that accountability is a key the program's success.

During the questions and answers, it was asked what will be the accountability measures used. It was stated that they would use a matrix to respond to different violations. Ms. Henneke gave an example scenario of how violations response would be handled.

It was asked how many defendants the study would include. Ms. Henneke reported that they would take 100 participants per year. The goal is to have a minimum of 300 participants by end of the study in three years.

Meeting attendees inquired as to how the program will interact with the Dallas Police Department and the Sheriff's Department. Ms. Henneke reported that they currently have a building on Holmes Street and will be sending out invites for an open house soon. The employees providing the case management will need limited jail access in order to see the defendants and interview them for the program.

Commissioner Garcia asked if they all have all the IT needs to start working the program. Ms. Henneke stated they are working with PCIC on an interface that will allow them to access EMS, healthcare, criminal justice, and social service data all in one database.

Committee Project Updates:

Bail Bond:

Miguel Canales provided the update. The Bond Forfeiture Judgment Report reflected judgment totals from January – August 2019 of \$952,124.34 for 1,454 cases. The Account 62 reports reflected total bond forfeitures collected by the felony courts in August 2019 was \$106,500.00. For the same reporting period, the misdemeanor courts collected \$9,000.00.

Fair Defense Committee:

Lynn Richardson gave the update. She reported that they are continuing to work with Criag Morissey in finalizing the indigent defense portal. The Indigent Defense Commission has posted a grant for mental health programs, in which the Public Defender's Office will be submitting an application.

Jail Population Update:

Charlene Randolph reported for Etho Pugh. There was a Jail Population meeting held on September 13, 2019. Excerpts from that meeting can be found on pages 27 through 32 of the packet. Ms. Randolph stated that the jail population for this date is 5,417. The August average jail population was 5,155 and the yearly average is 5,198.

Justice of the Peace:

Judge Steve Seider gave the update. He reported that the JP Court Management System has not changed, and there has not been any updates yet. The JP met with DA's Office, both with Criminal and Civil Division, regarding older cases that are uncollectable. They are looking at a process of cleaning up those cases. Judge Seider reported that they are also not getting accurate information on active warrants. They want to make sure that when the warrants are cleared by JP court, that it is properly communicated. IT has been helpful in crafting reports that help facilitate the day-to-day operations of the JP. Lastly, the past legislature changed the jurisdiction limit from 10k to 20k. This is going to increase the number of plaintiffs represented by attorneys, which will eventually be more time consuming. There are now six new JPs out of ten.

Law Enforcement/Jurisprudence:

Chief Jim Spivey gave the update. Chief Spivey stated they have spent some working through the legislative changes given to them by this new legislative session. Chief Spivey reported that TABC has started a new TRACE program and has asked LEAs to get involved early when there is an alcohol related crash with serious bodily injury. The purpose of this program is to trace back the alcohol vendor, which could have over served the driver.

Pretrial:

Jeff Segura gave the update. Pretrial Services continues to do well. They are currently down three officers; two have been identified and are in the process of being hired. Currently working with the Judges on certain protocols with the 24/7 operation.

Reentry:

Christian Crain could not attend the meeting and sent an update to Miguel Canales. The Unlocking DOORS 2019 Texas Reentry Symposium is Friday, September 27th at the BELO Mansion. Dr. Garcia will be receiving the Golden Key Award during the Symposium at noon for her dedication and support of improving reentry efforts. Mr. Jeff Segura will also be a symposium presenter on Pretrial matters.

Research:

Dr. Jennifer Gonzalez gave the update. There was a subcommittee meeting on July 22nd. The committee has identified Dr. Jetelina to potentially present during the next CJAB meeting in December, as she is doing some exciting work with the Dallas Police Department. They are continuing to work with the DA's Office on the AIM Court evaluation.

Program Update:

Public Safety (PSA) Pretrial Risk Assessment Tool:

Michael Laughlin gave the update. Mr. Laughlin reported that they are continuing to work on implementing the new Pretrial Risk Assessment Tool. They have hired a contractor to help with the implementation process. The goal is to have it off the ground by fall. There is a contract in place with Noble Software group that will automate the tool scoring and reporting. The first wave of training and information session have started last month. They are starting to run test samples of individuals going through the system in order to run a pilot to test the Nobel software to ensure it is working properly.

Public Comments:

None

Announcements:

The next CJAB meeting will be held on December 16, 2019, at 2:30pm.

Adjournment:

A motion was made to adjourn the meeting; it was seconded and approved at 3:45PM.

Christina Smith, Program Manager, North Texas Behavioral Health Authority

Christina Smith began her law enforcement career in 1990 as a patrol officer with the Dallas Police Department. After a 27-year career with the department she retired as the Assistant Chief of the Investigations Bureau. Upon retirement she joined the Irving Police Department as the Mental Health Program Manager where she created a multi-disciplinary mental health crisis response team. She is currently employed as a Program Manager with the North Texas Behavioral Health Authority.

Christina holds a master's degree in Justice Administration & Leadership from the University of Texas at Dallas; she is a graduate of the 253rd Session of the FBI National Academy and the Police Executive Research Forum's (PERF) Senior Management Institute for Police.

Dallas County Jail Deflection Program

CJAB Presentation

Why Do we Need a Deflection Center?


Often non-violent minor offenses are the means by which a large number of individuals with mental health needs come into contact with law enforcement and are subsequently arrested.

Because these individuals are often difficult to engage, have barriers to identifying and accessing resources in the community, and are familiar only with crisis-based services interventions can be difficult.


It provides an opportunity to engage cyclical high-need clients that have low potential for prosecution and an inordinate use of community resources

Jail Population

Because these individuals are frequently without financial means to gain their release, they may be detained over a period of weeks to months.



For individuals that are found incompetent to stand trial they may be held in jail and placed on a state hospital waitlist and wait for months to over a year for an open bed at a state mental health facility if no other options are available or appropriate.




This all leads to more people in jail with resulting direct and indirect costs.



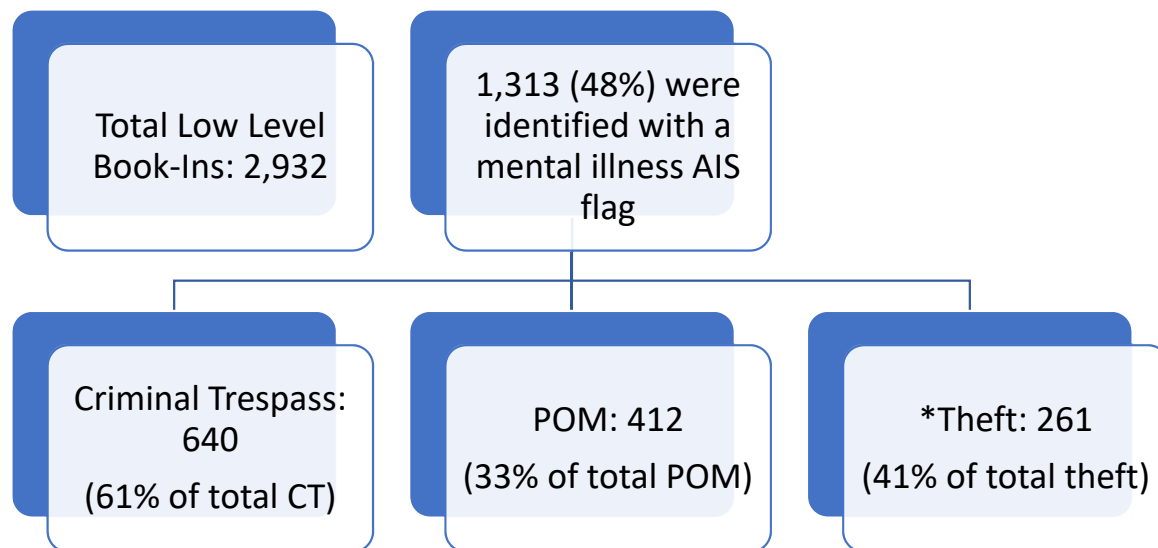
Cost to the Community

- Individuals are typically housed in a jail for a minimum of \$70 per day and typically require specialized psychiatric care and prescription medications.

Dallas County Jail Book-Ins January 1 – June 30, 2019



January 1 – June 30, 2019
Evaluation of low level offense book-ins with suspected
mental illness AIS flag



Deflection Center Proposal



IDENTIFY A “ONE STOP SHOP” DROP OFF FACILITY TO BE USED AT THE TIME OF INTERVENTION BY LAW ENFORCEMENT




TRANSPORT CLIENT TO DEFLECTION CENTER IN LIEU OF INCARCERATION (IF CLIENT AGREES TO DEFLECTION)



ENGAGE COMMUNITY PARTNERS TO ASSIST WITH PROVIDING NEEDED CARE RANGING FROM FOLLOW-UP ENGAGEMENT, PEER SUPPORT, SAME-DAY ACCESS TO SERVICES, TO CRISIS STABILIZATION.


- Texas CCP 16.23 states law enforcement shall make a good faith effort to divert an individual suffering a mental health crisis or the effects of substance abuse to a proper treatment facility if:
 - There is an available facility
 - The diversion is reasonable
 - The offense committed is a non-violent misdemeanor;
AND
 - The mental health crisis or substance abuse is the suspected reason the individual committed the alleged offense

Deflection Criteria



- Individuals who.....
 - Are found committing or attempting to commit criminal trespass
 - Are in need of behavioral health crisis services
 - Are not experiencing a medical crisis
 - Are not menacing nor acting in an aggressive manner
 - Would be better assisted through community-based services as opposed to incarceration

Deflection Criteria



Services Provided



Medical screening/services



Behavioral health screening/services



Crisis respite



Peer support



Transitional services

Housing assistance
Benefits assistance

Early Stages

INITIAL ROLL OUT WILL INVOLVE
ONE DROP-OFF DEFLECTION
CENTER

ADDITIONAL LOCATIONS MAY BE
ADDED AT A LATER DATE BASED
UPON DATA COLLECTED FROM
INITIAL DROP-OFF LOCATION



**Senate Bill (SB) 292 funds, through the
North Texas Behavioral Health Authority**

Matching funds, either in-kind or dollar
for dollar, are required for usage of SB
292 funds



Possible Corporate Funding

Funding

Partners

North Texas
Behavioral Health
Authority

Meadows Mental
Health Policy
Institute

Dallas County
Commissioners

Dallas County
District Attorney's
Office

Dallas County
Public Defender's
Office

Dallas Police
Department

Dallas Marshal's
Office

Homeward Bound

Salvation Army

Parkland Hospital

Southern Area
Behavioral Health

APAA

Downtown Dallas,
Inc.

Metro Dallas
Homeless Alliance



Questions?

Dallas County District Attorney's Office
Bond Forfeiture Unit
Statistical Reporting January through November 2019

For the Week of	Number of Cases	Interest	Court Costs	Judgment	Judgment Total
January 7, 2019	64	\$3,432.74	\$21,130.00	\$7,144.00	\$31,706.74
January 14, 2019	75	\$1,074.70	\$25,285.00	\$16,576.00	\$42,935.70
January 21, 2019	16	\$2,041.34	\$6,100.00	\$0.00	\$8,141.34
January 28, 2019	16	\$869.44	\$6,343.00	\$0.00	\$7,212.44
January Total	171	\$7,418.22	\$58,858.00	\$23,720.00	\$89,996.22
For the Week of	Number of Cases	Interest	Court Costs	Judgment	Judgment Total
February 4, 2019	18	\$1,468.26	\$7,128.00	\$5,000.00	\$13,596.26
February 11, 2019	105	\$4,247.13	\$31,016.00	\$13,500.00	\$48,763.13
February 18, 2019	67	\$4,200.01	\$21,282.00	\$8,394.00	\$33,876.01
February 25, 2019	10	\$1,428.87	\$3,670.00	\$1,500.00	\$6,598.87
February Total	200	\$11,344.27	\$63,096.00	\$28,394.00	\$102,834.27
For the Week of	Number of Cases	Interest	Court Costs	Judgment	Judgment Total
March 4, 2019	12	\$835.82	\$4,760.00	\$15,000.00	\$20,595.82
March 11, 2019	71	\$909.49	\$22,766.00	\$7,402.00	\$31,077.49
March 18, 2019	49	\$1,820.81	\$15,389.00	\$11,137.00	\$28,346.81
March 25, 2019	9	\$577.25	\$3,480.00	\$0.00	\$4,057.25
March Total	141	\$4,143.37	\$46,395.00	\$33,539.00	\$84,077.37
For the Week of	Number of Cases	Interest	Court Costs	Judgment	Judgment Total
April 1, 2019	16	\$1,390.74	\$6,254.00	\$1,500.00	\$9,144.74
April 8, 2019	89	\$4,661.69	\$29,609.00	\$20,639.00	\$54,909.69
April 15, 2019	40	\$863.32	\$14,895.00	\$16,000.00	\$31,758.32
April 22, 2019	17	\$1,306.14	\$6,608.00	\$30,180.00	\$38,094.14
April 29, 2019	6	\$427.99	\$2,384.00	\$0.00	\$2,811.99
April Total	168	\$8,649.88	\$59,750.00	\$68,319.00	\$136,718.88
For the Week of	Number of Cases	Interest	Court Costs	Judgment	Judgment Total
May 1, 2019	1	\$234.00	\$312.00	\$0.00	\$546.00
May 6, 2019	12	\$335.05	\$4,668.00	\$18,500.00	\$23,503.05
May 13, 2019	94	\$2,767.30	\$30,514.00	\$31,942.00	\$65,223.30
May 20, 2019	124	\$4,151.34	\$38,765.00	\$19,745.00	\$62,661.34
May 27, 2019	8	\$677.78	\$3,087.00	\$3,000.00	\$6,764.78
May Total	239	\$8,165.47	\$77,346.00	\$73,187.00	\$158,698.47
For the Week of	Number of Cases	Interest	Court Costs	Judgment	Judgment Total
June 3, 2019	26	\$1,253.00	\$8,872.00	\$0.00	\$10,125.00
June 10, 2019	69	\$950.79	\$24,321.00	\$4,942.00	\$30,213.79
June 17, 2019	91	\$3,126.32	\$32,312.00	\$19,164.00	\$54,602.32
June 24, 2019	11	\$354.96	\$4,356.00	\$0.00	\$4,710.96
June Total	197	\$5,685.07	\$69,861.00	\$24,106.00	\$99,652.07

For the Week of	Number of Cases	Interest	Court Costs	Judgment	Judgment Total
July 1, 2019	19	\$2,285.89	\$7,524.00	\$25,500.00	\$35,309.89
July 8, 2019	61	\$2,211.62	\$21,728.00	\$2,000.00	\$25,939.62
July 15, 2019	45	\$994.06	\$16,115.00	\$4,556.00	\$21,665.06
July 29, 2019	20	\$629.18	\$7,802.00	\$19,505.00	\$27,936.18
July Total	145	\$6,120.75	\$53,169.00	\$51,561.00	\$110,850.75
For the Week of	Number of Cases	Interest	Court Costs	Judgment	Judgment Total
August 5, 2019	32	\$522.33	\$11,207.00	\$2,917.00	\$14,646.33
August 12, 2019	114	\$3,740.69	\$39,305.00	\$25,679.00	\$68,724.69
August 19, 2019	28	\$1,950.35	\$10,247.00	\$25,020.00	\$37,217.35
August 26, 2019	19	\$707.94	\$7,000.00	\$41,000.00	\$48,707.94
August Total	193	\$6,921.31	\$67,759.00	\$94,616.00	\$169,296.31
For the Week Ended	Number of Cases	Interest	Court Costs	Judgment	Judgment Total
September 2, 2019	9	\$472.55	\$3,564.00	\$2,500.00	\$6,536.55
September 9, 2019	240	\$4,697.10	\$77,563.00	\$29,034.00	\$111,294.10
September 16, 2019	250	\$5,507.24	\$84,000.00	\$71,946.00	\$161,453.24
September 30, 2019	1	\$9.02	\$396.00	\$0.00	\$405.02
September Total	500	\$10,685.91	\$165,523.00	\$103,480.00	\$279,688.91
For the Week Ended	Number of Cases	Interest	Court Costs	Judgment	Judgment Total
October 7, 2019	27	\$4,603.74	\$10,696.00	\$32,500.00	\$47,799.74
October 14, 2019	133	\$2,955.33	\$43,155.00	\$22,306.00	\$68,416.33
October 21, 2019	236	\$752.07	\$8,085.00	\$1,500.00	\$10,337.07
October 28, 2019	16	\$1,670.32	\$6,336.00	\$4,000.00	\$12,006.32
October Total	412	\$9,981.46	\$68,272.00	\$60,306.00	\$138,559.46
For the Week Ended	Number of Cases	Interest	Court Costs	Judgment	Judgment Total
November 4, 2019	133	\$3,749.84	\$40,479.00	\$22,500.00	\$66,728.84
November 11, 2019	11	\$1,865.80	\$4,356.00	\$1,500.00	\$7,721.80
November 18, 2019	128	\$1,889.70	\$41,668.00	\$73,418.00	\$116,975.70
November 25, 2019	5	\$246.23	\$1,988.00	\$1,500.00	\$3,734.23
November Total	277	\$7,751.57	\$88,491.00	\$98,918.00	\$195,160.57
Grand Total for Period	2643	\$86,867.28	\$818,520.00	\$660,146.00	\$1,565,533.28

New Misdemeanor Figures a/o - 12/01/19

	2007		2008		2009		2010		2011		2012		2013		2014	
	Count	Amount	Count	Amount	Count	Amount	Count	Amount	Count	Amount	Count	Amount	Count	Amount	Count	Amount
January	177	\$86,750.00	243	\$140,727.00	93	\$52,485.00	153	\$73,825.00	39	\$24,500.00	85	\$50,570.00	54	\$28,527.00	64	\$38,927.00
February	173	\$85,400.00	371	\$184,420.00	156	\$82,570.00	76	\$42,810.00	100	\$52,815.00	29	\$24,000.00	81	\$40,929.00	65	\$42,407.00
March	41	\$22,700.00	103	\$54,090.00	96	\$58,100.00	92	\$48,900.00	55	\$35,250.00	91	\$53,460.00	81	\$64,123.00	62	\$36,552.00
April	404	\$221,300.00	215	\$129,700.00	123	\$67,595.00	39	\$28,750.00	94	\$61,660.00	66	\$29,215.00	66	\$47,400.00	23	\$18,699.00
May	371	\$208,815.00	153	\$81,850.00	174	\$94,645.00	69	\$46,990.00	44	\$30,380.00	44	\$40,750.00	58	\$35,687.00	15	\$13,500.00
June	131	\$74,070.00	315	\$185,570.00	190	\$98,355.00	89	\$56,185.00	57	\$41,080.00	48	\$39,680.00	58	\$27,069.00	42	\$25,640.00
July	214	\$131,725.00	133	\$87,985.00	98	\$59,735.00	58	\$43,585.00	112	\$67,105.00	64	\$43,898.00	27	\$31,500.00	104	\$70,414.00
August	193	\$113,185.00	190	\$112,425.00	90	\$58,560.00	35	\$28,750.00	77	\$53,265.00	99	\$52,345.00	50	\$23,245.00	53	\$46,184.00
September	361	\$194,860.00	177	\$104,720.00	151	\$83,500.00	83	\$45,490.00	59	\$32,560.00	67	\$53,662.00	60	\$45,440.00	37	\$24,929.00
October	241	\$128,265.00	120	\$65,765.00	98	\$59,155.00	59	\$30,935.00	77	\$45,600.00	90	\$42,814.00	49	\$28,628.00	39	\$30,975.00
November	146	\$89,980.00	180	\$98,788.00	147	\$83,445.00	70	\$41,050.00	124	\$62,435.00	81	\$42,318.00	53	\$32,743.00	20	\$12,644.00
December	123	\$75,140.00	208	\$116,805.00	115	\$70,300.00	77	\$44,175.00	74	\$59,030.00	55	\$44,171.00	32	\$28,250.00	52	\$39,164.00
Total	2575	\$1,432,190.00	2408	\$1,362,845.00	1531	\$868,445.00	900	\$531,445.00	912	\$565,680.00	819	\$516,883.00	669	\$433,541.00	576	\$400,035.00

2015		2016		2017		2018		2019		Grand Total	
Count	Amount	Count	Amount	Count	Amount	Count	Amount	Count	Amount	Count	Amount
37	\$28,254.00	48	\$39,378.00	276	\$144,160.00	42	\$26,200.00	57	\$41,292.00	1368	\$775,595.00
66	\$50,938.00	50	\$52,000.00	174	\$144,813.00	29	\$17,321.00	17	\$10,834.00	1387	\$831,257.00
44	\$22,871.00	25	\$20,970.00	52	\$37,909.26	30	\$15,777.00	17	\$17,500.00	789	\$488,202.26
28	\$25,855.00	31	\$20,879.00	40	\$23,655.74	53	\$36,217.00	29	\$24,534.00	1211	\$735,459.74
31	\$24,770.00	34	\$33,775.00	18	\$26,500.00	40	\$36,016.00	41	\$28,481.60	1092	\$702,159.60
44	\$25,664.00	41	\$25,379.00	41	\$26,527.00	30	\$15,192.00	23	\$20,807.00	1109	\$661,218.00
44	\$37,356.00	19	\$12,794.00	38	\$20,299.00	39	\$19,933.00	19	\$8,626.00	969	\$634,955.00
1850	\$1,206,600.00	15	\$18,000.00	55	\$37,466.00	33	\$23,710.00	9	\$9,000.00	2749	\$1,782,735.00
105	\$97,302.00	59	\$46,049.00	49	\$34,533.50	38	\$18,444.00	160	\$112,886.00	1406	\$894,375.50
35	\$27,975.00	16	\$12,199.00	142	\$108,834.00	41	\$25,831.00	57	\$58,052.00	1064	\$665,028.00
37	\$28,667.00	40	\$24,464.00	33	\$21,621.00	2	\$3,500.00	74	\$79,734.00	1007	\$621,389.00
40	\$25,807.00	56	\$63,000.00	34	\$32,986.00	7	\$5,750.00			873	\$604,578.00
2361	\$1,602,059.00	434	\$368,887.00	952	\$659,304.50	384	\$243,891.00	503	\$411,746.60	15024	\$9,396,952.10

New Felony Figures a/o - 12/01/19

	2007		2008		2009		2010		2011		2012		2013		2014	
	Count	Amount	Count	Amount	Count	Amount	Count	Amount	Count	Amount	Count	Amount	Count	Amount	Count	Amount
January	11	\$49,238.00	21	\$82,550.00	3	\$8,000.00	15	\$36,841.00	5	\$7,500.00	2	\$11,500.00	20	\$69,048.00	11	\$88,791.00
February	12	\$24,000.00	13	\$43,350.00	8	\$15,250.00	6	\$12,000.00	2	\$30,000.00	2	\$6,500.00	4	\$15,500.00	9	\$43,960.00
March	31	\$55,184.00	16	\$28,150.00	4	\$8,000.00	7	\$10,800.00	2	\$5,000.00	2	\$3,000.00	8	\$112,722.00	12	\$15,763.00
April	19	\$64,647.00	4	\$10,500.00	7	\$12,300.00	9	\$21,800.00	2	\$3,900.00	8	\$38,500.00	12	\$26,298.00	5	\$203,250.00
May	33	\$100,010.00	19	\$39,700.00	9	\$36,800.00	2	\$3,000.00	1	\$1,500.00	4	\$20,387.00	14	\$16,601.00	7	\$116,250.00
June	16	\$59,678.00	10	\$17,800.00	5	\$10,800.00	1	\$1,500.00	12	\$39,759.00	12	\$28,356.00	15	\$62,796.00	7	\$16,391.00
July	22	\$39,700.00	15	\$38,100.00	3	\$4,000.00	6	\$8,800.00	4	\$7,000.00	3	\$10,000.00	15	\$58,666.00	11	\$49,482.00
August	3	\$9,000.00	14	\$28,600.00	19	\$42,900.00	4	\$7,000.00	6	\$382,340.00	13	\$43,031.00	5	\$12,000.00	8	\$8,935.00
September	4	\$75,000.00	8	\$19,700.00	15	\$30,600.00	4	\$10,955.00	1	\$50,000.00	8	\$39,500.00	6	\$42,548.00	15	\$13,158.00
October	8	\$19,250.00	9	\$24,750.00	9	\$43,500.00	3	\$8,000.00	43	\$58,769.00	12	\$58,887.00	5	\$33,500.00	3	\$25,797.00
November	50	\$106,153.00	4	\$11,000.00	8	\$11,650.00	3	\$14,000.00	11	\$9,861.00	15	\$50,596.00	11	\$32,094.00	8	\$31,969.00
December	26	\$80,000.00	9	\$15,100.00	5	\$14,000.00	8	\$12,457.00	1	\$10,000.00	7	\$40,002.00	5	\$7,000.00	5	\$8,000.00
Total	235	\$681,860.00	142	\$359,300.00	95	\$237,800.00	68	\$147,153.00	90	\$605,629.00	88	\$350,259.00	120	\$488,773.00	101	\$621,746.00
2015		2016		2017		2018		2019		Grand Total						
Count	Amount	Count	Amount	Count	Amount	Count	Amount	Count	Amount	Count	Amount	Count	Amount			
11	\$16,188.00	28	\$24,035.00	28	\$120,000.00	8	\$20,185.00	6	\$14,500.00	169	\$548,376.00					
6	\$25,650.00	16	\$42,890.40	42	\$205,179.66	12	\$116,180.00	2	\$4,000.00	134	\$584,460.06					
4	\$3,610.00	9	\$50,230.00	13	\$65,015.61	5	\$32,000.00	11	\$110,085.00	124	\$499,559.61					
12	\$14,325.00	12	\$10,740.00	6	\$12,002.31	4	\$8,500.00	1	\$3,500.00	101	\$430,262.31					
4	\$3,695.00	11	\$7,610.00	12	\$35,633.95	6	\$10,500.00	7	\$21,360.00	129	\$413,046.95					
14	\$67,377.00	9	\$25,925.00	11	\$37,741.33	3	\$1,685.00	14	\$52,540.00	129	\$422,348.33					
18	\$16,230.00	10	\$54,000.00	9	\$83,500.00	1	\$1,500.00	2	\$360.00	119	\$371,338.00					
150	\$369,625.00	5	\$66,695.00	8	\$170,657.75	5	\$15,000.00	7	\$106,500.00	247	\$1,262,283.75					
15	\$37,500.00	11	\$13,795.00	6	\$96,500.00			26	\$31,160.00	119	\$460,416.00					
3	\$5,500.00	8	\$11,295.00	18	\$132,000.84	2	\$5,000.00	2	\$15,500.00	125	\$441,748.84					
5	\$27,500.00	6	\$94,685.00	5	\$53,055.00	2	\$7,800.00	10	\$46,185.00	138	\$496,548.00					
12	\$33,654.00	8	\$31,370.00	6	\$48,000.00	10	\$32,765.42			102	\$332,348.42					
254	\$620,854.00	133	\$433,270.40	164	\$1,059,286.45	58	\$251,115.42	88	\$405,690.00	1636	\$6,262,736.27					

	11/1	11/2	11/3	11/4	11/5	11/6	11/7	11/8	11/9	11/10	11/11	11/12	11/13	11/14	11/15	11/16	11/17	11/18	11/19	11/20	11/21	11/22	11/23	11/24	11/25	11/26	11/27	11/28	11/29	11/30	Avg		
A	Felony not filed	357	350	368	385	400	415	389	390	392	407	436	438	422	424	436	452	471	483	490	493	487	472	465	477	500	521	533	525	544	553	449	
B	Felony pend. Grand Jury	428	432	430	429	406	405	415	398	398	394	391	402	413	418	407	397	396	395	392	394	409	401	391	390	390	392	385	382	380	377	401	
C	Felony not incl. SJF	1,758	1,748	1747	1745	1742	1717	1729	1738	1726	1723	1726	1715	1707	1708	1679	1696	1698	1698	1712	1712	1697	1723	1726	1725	1723	1706	1706	1716	1715	1712	1719	
D	SJF pend dispo	309	303	306	308	296	289	283	282	282	282	284	278	272	273	268	265	267	278	275	269	279	288	287	292	290	287	295	295	294	285		
E	PV-Felony	261	251	260	260	256	251	249	250	259	270	274	268	263	273	274	263	263	266	269	273	281	274	264	266	269	256	263	277	277	279	265	
F	TDC over 10y/appeal	239	248	248	242	257	270	236	244	265	265	265	272	245	247	262	270	270	270	277	259	263	275	282	282	248	259	271	275	275	275	262	
G	Bench Warrants	43	44	44	44	45	43	44	44	45	45	43	44	46	43	41	41	41	41	43	41	40	42	42	42	41	41	42	43	43	43	43	
H	TDC<10yr/appeal	13	13	13	13	14	14	14	14	14	14	15	14	14	15	15	15	15	15	15	15	14	14	14	14	14	15	15	15	15	15	14	
	Sentd. SJF	63	67	62	62	61	61	66	65	67	68	68	73	78	80	68	72	69	70	63	69	69	60	60	60	60	62	43	41	41	42	63	
J	SJF on appeal	1	1	1	1	1	1	1	1	1	1	1	1	1	1	1	1	1	1	1	1	1	1	1	1	1	1	1	1	1	1	1	
K	SJF serv in co jail	40	40	38	38	39	42	39	45	45	43	44	47	48	47	49	49	46	45	47	50	49	50	49	47	46	47	50	48	45	45	45	
L	Misd. not filed	64	55	68	85	94	100	95	86	86	102	117	99	80	66	68	82	92	105	110	116	100	95	88	99	114	132	108	105	109	130	95	
M	Misd. filed pend.	192	190	191	194	181	165	185	184	176	176	182	195	180	186	181	173	175	177	162	152	160	171	167	168	170	175	179	179	180	186	178	
N	Misd-PV	4	5	3	3	3	3	3	3	3	3	3	3	3	3	3	3	3	2	2	2	2	3	3	2	2	2	2	3	2	2	3	
O	Serv in jail (Cond of Prob)	50	57	53	50	50	52	50	55	53	48	46	48	55	57	60	60	58	53	53	55	54	58	55	49	47	47	50	54	54	52	53	
P	Serving Co time & fines	17	17	14	16	19	19	20	20	24	23	22	23	24	23	18	16	13	13	15	19	17	17	15	13	13	17	21	22	21	18	18	
Q	Serv fines/CT cost only	0	0	0	0	0	0	0	0	0	0	0	0	0	0	0	0	0	0	0	0	0	0	0	0	0	0	0	0	0	0	0	
R	Out of county/state	45	41	45	52	32	39	46	48	53	58	65	55	49	56	54	57	62	66	51	51	53	53	61	65	71	36	44	41	48	49	52	
S	Parole Violations	258	265	269	269	271	271	270	266	270	276	279	285	271	272	267	264	267	270	269	263	263	265	258	259	249	250	250	255	255	258	265	
T	SAFPF	215	216	216	216	223	210	210	214	218	218	218	219	210	214	217	220	221	219	218	219	212	213	219	219	218	223	210	211	211	211	216	
U	Special Programs	296	311	311	302	292	295	294	312	317	316	307	304	298	297	301	309	308	303	291	294	297	302	315	318	299	292	298	296	297	297	302	
V	Other- Incompetent	216	217	217	216	217	219	220	218	220	220	220	218	213	215	221	220	220	220	222	219	217	222	224	224	220	219	217	217	217	217	219	
W	US Marshall holds	97	96	96	96	96	97	104	103	105	105	105	105	105	105	105	105	105	105	105	105	110	111	112	112	112	112	111	113	113	113	105	
X	Contempt-in Jail	13	10	12	11	12	11	11	11	10	9	9	11	10	7	8	10	9	9	9	10	10	11	9	9	10	10	11	12	12	12	10	
Y	Contempt-Furlough	0	2	2	0	0	0	1	1	2	2	1	1	1	1	1	2	2	1	1	1	1	1	2	3	2	1	1	1	1	1	1	
Z	PEACE Bond	0	0	0	0	0	0	0	0	0	0	0	0	0	0	0	0	0	0	0	0	0	0	0	0	0	0	0	0	0	0	0	
AA	TYC hold	0	0	0	0	0	0	0	0	0	0	0	0	0	0	0	0	0	0	0	0	0	0	0	0	0	0	0	0	0	0	0	
BB	Immigration hold	9	20	2	0	7	11	3	2	6	0	1	7	4	6	5	12	1	0	9	7	6	5	12	1	1	6	6	10	1	1	5	
CC	Class C Misd. only	13	17	17	11	16	20	15	15	17	12	11	15	22	20	17	19	10	9	14	14	12	12	22	18	10	16	16	10	5	11	15	
DD	Contract inmates	0	0	0	0	0	0	0	0	0	0	0	0	0	0	0	0	0	0	0	0	0	0	0	0	0	0	0	0	0	0	0	
EE	US Military hold	0	0	0	0	0	0	0	0	0	0	0	0	0	0	0	0	0	0	0	0	0	0	0	0	0	0	0	0	0	0	0	
ZZ	Default	48	52	45	51	41	49	63	66	55	60	40	40	51	61	71	56	58	61	37	48	73	49	82	53	63	64	45	48	39	56	54	
	With Furlough added	5049	5068	5078	5099	5071	5069	5055	5075	5109	5140	5170	5187	5091	5116	5102	5132	5139	5164	5155	5157	5166	5179	5226	5203	5185	5192	5165	5195	5196	5250	5139	154183
	Jail Population-Actual	5049	5066	5076	5099	5071	5069	5054	5074	5107	5138	5169	5186	5090	5115	5101	5130	5137	5163	5154	5156	5165	5178	5224	5200	5183	5191	5164	5194	5195	5249	5138	154183
SUM																																	
INTAKES	157	114	123	143	140	209	186	160	127	125	152	134	183	173	195	109	116	172	188	181	190	151	110	157	164	196	165	101	101	87	150	4509	
RELEASES	188	81	96	136	177	162	235	148	98	73	118	206	194	173	206	95	93	133	171	216	145	166	115	102	193	210	193	84	65	69	145	4341	
VARIANCE	31	-33	-27	-7	37	-47	49	-12	-29	-52	-34	72	11	0	11	-14	-23	-39	-17	35	-45	15	5	-55	29	14	28	-17	-36	-18	-6		

AVG LENGTH OF STAY 31	Total Bookins	4,509	Total Releases	4,341	Total Jail Bed Days	154,183	=	\$ 9,124,550	25
-----------------------	---------------	-------	----------------	-------	---------------------	---------	---	--------------	----

	Nov 17	Nov 18	Jan 19	Feb 19	Mar 19	Apr 19	May 19	Jun 19	Jul 19	Aug 19	Sep 19	Oct 19	Nov 19	2019 Avg
Felony not filed	396	286	326	335	329	324	340	375	373	356	343	318	449	352
Felony pend GJ	649	603	758	696	541	582	564	551	689	612	488	539	401	584
Fel.pend excl.SJF	1638	1679	1539	1583	1585	1600	1619	1630	1576	1693	1808	1770	1719	1647
State Jail Fel only	243	241	216	229	270	269	243	256	258	305	334	314	285	271
PV-Felony	215	240	271	273	292	308	288	277	305	327	314	281	265	291
TDC over 10yrs	394	315	306	309	306	221	212	241	208	225	332	272	262	263
Bench Warrants	35	36	45	46	40	48	40	40	43	46	47	39	43	43
TDC <10y/appeal	10	12	12	16	12	12	12	10	15	15	15	16	14	14
Sentenced SJF	78	56	45	38	45	41	40	42	36	49	66	59	63	48
Sentd SJF/appeal	0	0	0	0	0	0	0	1	2	2	2	1	1	1
SJF-Serv Co Jail	82	66	67	63	59	49	46	40	36	41	46	35	45	48
Misdmnr not filed	165	123	135	116	117	111	116	119	138	128	123	94	95	117
Misdmnr filed- pend	188	183	176	139	147	168	172	175	196	197	212	198	178	178
PV-Misdmnr	0	0	0	0	0	0	0	0	0	0	2	2	3	1
Serv as Con of Prob.	59	53	44	50	50	49	45	50	52	53	47	47	53	49
Serv Co time/ fines	68	52	41	48	48	36	34	35	35	30	33	21	18	34
Serv fines/ fees only	0	0	0	0	0	0	0	0	0	0	0	0	0	0
Out of Co/State	77	66	68	73	70	62	49	52	56	62	59	54	52	60
Parole Vio.	216	253	281	267	255	260	265	270	276	276	308	281	265	273
SAFPF	172	125	154	208	186	152	170	185	194	210	221	223	216	193
Sp.Pgrms	161	129	142	163	140	130	141	185	232	254	268	266	302	202
Incompetent	149	153	160	154	160	163	170	170	167	172	198	212	219	177
US Marshall	11	30	41	47	64	66	62	61	60	59	64	80	105	64
Cntmpt-in Jail	10	12	19	21	16	14	15	17	17	15	15	12	10	16
Furlough	0	0	0	0	0	0	0	0	0	0	0	0	1	0
PEACE Bond	0	0	0	0	0	0	0	0	0	0	0	0	0	0
TYC hold	0	0	0	0	0	0	0	0	0	0	0	0	0	0
Immigration hold	5	6	5	7	7	7	8	5	5	6	6	7	5	6
Class C only	25	17	19	18	18	13	12	6	6	7	6	10	15	12
Contract	0	0	0	0	0	0	0	0	0	0	0	0	0	0
US Military	0	0	0	0	0	0	0	0	0	0	0	0	0	0
Default	38	41	50	51	48	52	51	54	60	57	53	50	54	53
Furlough added	5081	4777	4920	4946	4805	4735	4714	4848	5033	5198	5411	5201	5139	4995
Jail Population Actual	5081	4777	4920	4946	4805	4735	4714	4848	5033	5198	5411	5201	5138	4995

INTAKES	173	160	177	182	178	170	176	166	177	180	167	147	150	170
RELEASES	171	167	175	183	180	173	175	162	167	175	163	160	145	169
VARIANCE	2	-7	2	-1	-2	-3	2	4	9	5	4	13	-6	2

BUCKET NAMES	NOV 2018 vs 2019	NOV 18	NOV 19	SEP 19	OCT 19	NOV 19	OCT vs NOV
Variance							
SPECIAL FOCUS							
Special Programs	173	129	302	268	266	302	36
Felony Not Filed	163	286	449	343	318	449	131
State Jail Felony	44	241	285	334	314	285	-29
Fel.pend excl.SJF	40	1679	1719	1808	1770	1719	-51
PV-Felony	25	240	265	314	281	265	-16
Parole Violator only	12	253	265	308	281	265	-16
TRENDING UP							
SAFPF	91	125	216	221	223	216	-7
US Marshal	75	30	105	64	80	105	25
Incompetent	66	153	219	198	212	219	7
Bench Warrants	7	36	43	47	39	43	4
Serv as Cond of Prob.	0	53	53	47	47	53	6
Class C Misd. only	-2	17	15	6	10	15	5
SJF-Serv Co.Jail (12.44a)	-21	66	45	46	35	45	10
TRENDING DOWN							
Felony pend Grand Jury	-202	603	401	488	539	401	-138
Serving County Time	-34	52	18	33	21	18	-3
Out of Co/State	-14	66	52	59	54	52	-2
Misdemeanors pending	-5	183	178	212	198	178	-20
Contempt in Jail	-2	12	10	15	12	10	-2
Sentenced to SJF	7	56	63	66	59	63	4
TDC<10yr/appeal	2	12	14	15	16	14	-2
STABLE							
Immigration	-1	6	5	6	7	5	-2
TYC	0	0	0	0	0	0	0
Jail Population Avg.	361	4777	5138	5411	5201	5138	-63

NOVEMBER 2019

CASELOAD INFORMATION

	11/19 ASP	11/19 Bond	11/19 Ch. Sup	11/19 TOTAL	ASP TOTAL	Bond TOTAL	Ch. Sup TOTAL	Total 9-01-09 - 11/30/2019
Beginning Client Count	5	206	0	211	3	3	9(5/13)	15
Total Clients That Started The Program	7	55	0	62	2,003	2,747	89	4,839
Total Cases Closed	9	51	0	60	2,003	2,540	98	4,641
Closed Successfully	9	31	0	40	1,967	1,619	74	3,660
Closed Unsuccessfully	0	20	0	20	36	921	24	981
Total Clients at End of Month	3	210	0	213				

DALLAS COUNTY FUNDS SAVED

	11/2019	Total 09-01-09 -11-30-19
ELM Days Served/Jail Bed Days Saved	6,165	385,810
Cost of Jail Bed Per Day	\$ 59.18	SEE ADDENDUM
TOTAL JAIL BED EXPENSES SAVED	\$364,844.47	\$23,558,914.86

JAIL BED COST SAVINGS ADDENDUM

Time Period	Cost per Day	Days	Total Cost Saved
9/09	\$55.60	393	\$ 21,850.80
10/09 to 9/10	\$48.49	7,589	\$ 367,990.61
10/10 to 09/11	\$57.49	16,277	\$ 934,212.50
10/11 to 09/12	\$53.13	23,536	\$ 1,250,467.68
10/12 to 09/13	\$56.29	30,368	\$ 1,709,414.72
10/13 to 9/14	\$62.46	41,130	\$ 2,568,979.80
10/14 to 9/15	\$63.11	40,706	\$ 2,568,955.66
10/15 to 9/16	\$69.38	40,517	\$ 2,811,069.46
10/16 to 9/17	\$71.08	44,636	\$ 3,209,845.88
10/17 to 9/18	\$55.36	56,163	\$ 3,108,408.64
10/18 to 9/19	\$59.99	71,963	\$ 4,317,060.37
10/19 to 11/19	\$59.18	12,532	\$ 741,643.53
TOTAL		385,810	\$23,558,914.86

	NOV 18	JAN 19	FEB 19	MAR 19	APR 19	MAY 19	JUN 19	JUL 19	AUG 19	SEPT 19	OCT 19	NOV 19	2019 AVG
AVG BOOKINS per day	160	177	182	178	186	176	166	178	180	167	147	150	172
Interviews	87	56	43	49	53	43	48	40	71	53	38	65	51
Cr. History	329	385	219	267	236	287	237	212	374	203	398	163	271
Bonds written	46	40	25	32	28	33	35	31	32	27	25	27	30
AVG BONDS per day	2.24	1.9	1.3	1.5	1.27	1.5	1.8	1.4	1.5	1.4	1	1.4	1
Bonds (collected)	20	24	13	20	17	20	16	16	17	14	13	11	16
Bonds (waived)	13	16	12	12	11	13	19	15	15	13	12	16	14
Bonds TOTAL	33	40	25	32	28	33	35	31	32	27	25	27	30
FEES (collected)	\$948	\$1,038	\$765	\$810	\$590	\$643	\$1,148	\$690	\$675	\$643	\$777	\$545	\$757
FEES (waived)	\$420	\$775	\$380	\$460	\$318	\$733	\$800	\$515	\$578	\$365	\$430	\$765	\$556
FEES TOTAL	\$1,368	\$1,813	\$1,145	\$1,270	\$908	\$1,375	\$1,948	\$1,205	\$1,253	\$1,008	\$1,207	\$1,310	\$1,313

Dallas County Pretrial Services
Alcohol Monitoring Unit
NOVEMBER 2019 Statistical Summary Report

Month/Year	Total Supervised Cases Start Of Month	Count of Pending Bond Orders	Total New Cases Activated	Number of Successful Closeouts	Number of Unsuccessful Closeouts	Count of Violations Submitted to Court	Count of Orientations Completed	# of Verified Installations Completed	Count of Supervised Cases (End of Month)	Supervision Fees Collected
Nov-2017	1195	331	121	101	6	156	110	88	1209	\$ 10,979.99
Nov-2018	1322	287	131	113	3	300	113	106	1337	\$ 12,077.22
Jan-2019	1324	390	122	139	5	271	117	109	1302	\$ 11,928.50
Feb-2019	1302	333	151	121	4	262	143	105	1328	\$ 12,393.50
Mar-2019	1328	280	169	111	3	385	122	127	1383	\$ 11,891.00
Apr-2019	1383	282	148	129	7	336	124	125	1395	\$ 12,266.00
May-2019	1395	175	110	122	2	307	118	121	1381	\$ 11,837.50
Jun-2019	1381	304	115	100	1	265	118	96	1395	\$ 11,760.00
Jul-2019	1395	276	124	97	14	283	91	98	1408	\$ 11,614.00
Aug-2019	1408	316	123	120	2	259	117	112	1409	\$ 11,498.00
Sep-2019	1409	355	95	111	5	292	112	123	1388	\$ 11,498.00
Oct-2019	1388	296	126	110	3	227	134	101	1401	\$ 11,273.00
Nov-2019	1401	301	110	110	3	215	125	96	1398	\$ 11,379.50
Re-Arrest	0									



Dallas County Criminal Justice Advisory Board Pretrial Committee Minutes for Tuesday November 5, 2019

Committee Chair Commissioner Dr. Elba Garcia called the meeting to order at 3:00PM. The following committee members were present: Jeff Segura, Duane Steele, Ryan Brown, Judge Terrie McVea, James Stewart, Brooks Love and Laura Edmonds.

Pretrial Update:

- Went live with CSS and AIS interface, 98% there. Minimal older cases are pulling over. Pretrial Services has not been included in TechShare Jail discussions.
- Magistration portal will have biggest impact on Pretrial functions
- Overall successful integration
- Duane is working with Purchasing and Civil DA on contract for CSS. Mr. Foust seeing if contract can be 3 years vs. 1 year, to be briefed beginning of December.
- Review of objectives and key results: for FY2020.
- PSA implementation: trainings with magistrates scheduled, Pretrial staff, etc. Utilized noble software for PSA and testing it. Another month before go live. Training PTR staff on noble software.
 - FTA Report:
 - Started with NISI report, this report is consistent with felony cases, but not misdemeanor cases.
 - Working with IT, county and district clerks, and courts managers' office all working to assist with how to report.
 - GMJ working on a manual sample size report of about 200.
 - Misdemeanor cases: courts using IBs for FTAs. IT has been able to pull some info from the free text fields in Forvus. Trying to incorporate common language for FTA IBs.
 - Meeting weekly with group to address this to complete FTA report
 - Completed policy and procedures and SOPs for all units. Ready to start implementing audits.
 - Current caseloads for Alcohol Monitoring Unit is 1271, MHPR Unit is at 256 with 54 additional conditional dismissals, General Pretrial Release is at 339 and ELM currently at 218. Intake Assessment Unit completed 4,520 assessments for the month.
 - Judges wanting County funded alcohol monitoring, CCP 17.441 states alcohol monitors shall be offender funded; currently utilizing CSCD vendors to recommend to offenders. Using Sentinel BART equipment, which is currently limited on number of alcohol devices they have on hand. Will be working with Sentinel to get more alcohol devices in. We do have a contract with Sentinel, which may support a few indigent request for alcohol monitoring devices (BART).

Pretrial Staffing Update:

- Currently at 55, one ELM officer starts Monday November 11, 2019.
- Had to let go of one secretary, interviewing to fill next week
- 2 on FMLA, both in intake unit on different shifts. Currently operating 2 staff per shift vs. 3 per shift.
 - James Stewart flexing schedule to cover needs, but working 90 hrs. pay periods, having to cover various shifts.
 - Intake Techs have set schedule and have difficulty covering vacant shifts

Staffing Needs:

- Needing 2 additional supervisors, 1 for Intake unit to help James Stewart cover Intake Units 24/7 operation and 1 Pretrial Supervisor to cover ELM/AMU Units to help with day to day activities, and help with audits as they are very labor intensive.
- In addition, there is a need for a full time intake officer to cover the busiest shift (3-11 shift) and 1 part time intake officer to cover shifts as needed.
- ELM needing to operate 24/7: Current staff is working 8:00AM-4:30PM Monday-Friday.
- Currently piloting a program to have officers be on call on non-working hours. During these hours, staff who is on call would respond to “tamper alerts” and request a warrant from the magistrate via Intake Assessment Unit. This additional responsibility has proven to have been difficult on ELM staff as they are already working during the day.
- Proposal is to hire 2 part time ELM technicians to cover and be on call: These technicians would alternate being on call on a weekly basis and work in the office as needed. These part time technicians would be classified as CC pay grade.
- Pretrial previously has come before this committee with this staffing request, and at that time the request was denied, however now as Pretrial continues to expand and grow the workload is becoming increasing heavier. These additional requested staff would put Pretrial in better position to meet their key objectives, run their operations more effectively, and meet the needs of growing department as they take on additional responsibilities.
- Commissioner Garcia stated that she felt these additional positions are justified.
- CJAB resolution regarding position requests, not needed: Ryan stated he will write up request to brief and have CCT vote on.

Adjourned at 3:47pm

RESOLUTION

DALLAS COUNTY CRIMINAL JUSTICE ADVISORY BOARD

RESOLUTION NO: **PTS 1-2019**

DATE: **December 16, 2019**

STATE OF TEXAS }

COUNTY OF DALLAS }

BE IT REMEMBERED at a regular meeting of the Dallas County Criminal Justice Advisory Board held on the 16th day of December 2019, the following Resolution was adopted:

WHEREAS, The Dallas County Criminal Justice Advisory Board (CJAB) was briefed as a result of the Pretrial Subcommittee's meeting on November 5, 2019, requesting new positions to support Pretrial services; and

WHEREAS, Pretrial Services is requesting two full time supervisor positions and two part time Electronic Monitoring technicians; and

WHEREAS, The proposed new positions are consistent with Dallas County's goal that County services be delivered as efficiently and effectively as possible as it will enable the Pretrial to better serve the public efficiently, effectively and help Dallas County be safe secure and prepared.

IT IS THEREFORE RESOLVED that the Dallas County Criminal Justice Advisory Board approves a resolution for these four positions

DONE IN OPEN MEETING this the 16th day of December 2019.

Elba Garcia DDS
Commissioner District #4
Dallas County CJAB Chair

Ellyce Lindberg
Assistant District Attorney
Dallas County CJAB Co-Chair