



**Dallas County Criminal Justice Advisory Board
Meeting Agenda**

March 28, 2022, 2:30 p.m.

Via Microsoft TEAMS

Call in number: (469) 208-1731

Conference ID: 596 829 983#

- I. **Welcome and Introductions** – The Honorable Elba Garcia, Chair, CJAB
- II. **Membership & Infrastructure*** – Ellyce Lindberg Co-Chair, CJAB
- III. **Minutes Review/Approval*** – Ellyce Lindberg Co-Chair, CJAB
- IV. **Presentations**
 - **Data Driven Prosecution** – Pam Metzger
- V. **Committee Project Updates**
 - **Criminal Justice Administration & Jail Population Management Committee** – Charlene Randolph, LaShonda Jefferson
 - **Fair Defense Committee** – Lynn Richardson
 - **Justice of the Peace** - Judge Steve Seider
 - **Law Enforcement/Jurisprudence** – Ellyce Lindberg
 - **Pretrial Committee** – Commissioner Garcia, Jeff Segura
 - **Reentry** – Christina Melton Crain
 - **Research Committee** – Dr. Jennifer Gonzalez
- VI. **Program Update**
 - **Local Data Advisory Board** – LaFayne McCall/Ellyce Lindberg
 - **House Bill 766** – Ellyce Lindberg/Chief Sylvester/Judge Autry
- VII. **Public Comments**
- VIII. **Announcements**
- IX. **Next Meeting Schedule**
 - June 27, 2022



**Dallas County Criminal Justice Advisory Board
General Membership Minutes for Monday, December 13, 2021
Via Microsoft TEAMS**

Welcome & Introductions, Commissioner Dr. Garcia, called the meeting to order at 2:30 PM. All in attendance recorded via Microsoft TEAMS.

Membership & Infrastructure:

There were no changes to membership or infrastructure at this time.

Meeting Minutes:

The minutes from the CJAB General Membership meeting held on September 13, 2021, were made a part of the packet. There was a motion made to accept the minutes as printed.

Presentations:

AIM Court Evaluation– Rebecca Molsberry

Commissioner Garcia introduced the presenter Rebecca Molsberry and read her bio.

Rebecca Molsberry began the presentation by giving a brief description of the project purpose and context. In the Fall of 2019, the Dallas County District Attorney's Office requested that the Meadows Mental Health Policy Institute (Meadows Institute) conduct an impact and cost-benefit analysis for the Achieve. Inspire. Motivate. (AIM) Court. The AIM Court is a pre-trial Specialty Court program that is intended for youth and young adults between the ages of 17 and 24. AIM began as a pilot program in 2016 and launched as a Specialty Court in 2017 with the goal of diverting young people with first-time, low-level offenses from entering the justice system.

Mrs. Molsberry stated that identified 231 individuals enrolled in the AIM Court from 2016 through August 2020. Of those who were discharged from the program (217 clients), more than two-thirds (70%) graduated the program. Two-year recidivism rates were calculated to assess the impact of AIM participation on re-arrest for AIM participants compared to similarly matched probationers. Two years after beginning AIM Court, 16.3% of AIM participants were arrested

for a new offense, compared to 42.5% of matched probationers. After accounting for differences in criminogenic risk levels, AIM participants were 74% less likely to be arrested for a new offense in the two years after beginning AIM compared to probationers.

Mrs. Molsberry reported a number of costs were collected from Dallas County, including staffing and programmatic expenditures, such as treatment costs, urinalysis testing, incentives and participant payments. The benefits of completing AIM court were avoiding legal system costs and reduction and lost earnings. These costs and these benefits were then modeled which found that in over 2 years there was a net benefit ratio of the program of 6.86. Translating to a cost savings of \$25,336 per participant assigned to AIM Court compared to traditional adjudication (probation).

Mrs. Molsberry continued and reported on some the characteristics of AIM Court graduates vs unsuccessfully discharged participants. Some of the characteristics of the AIM Court graduates are as follows: older age, Non-Hispanic Ethnicity; White race, completed high school level education, employed at least part-time or active student. For a the full list please refer to the Power Point presentation. Meadows Institute conducted an exploratory analysis to identify the underlying factors causing the disparate graduation rates among people of color. For the modeling, the following were considered potential confounders: employment status, educational attainment and living environment. Employment status and educational attainment jointly explained the lower graduation rate observed among Hispanic / Latinx AIM Court participants but not Black or African American participants (compared to Whites). After accounting for living environment, the effect of racial and ethnic disparities on graduation rates was almost entirely explained.

Mrs. Molsberry stated that from her analysis and review of the research literature, they offer 4 recommendations for improving, expanding, and evolving. First recommendation is to expand pre-enrollment jail-based criminogenic risk and need screening for prospective AIM participants. Second, establish a database to improve the tracking of AIM Court participant characteristics, program requirements, and compliance. Third, Track AIM Court participant outcomes for two years after discharge. Last, increase rate of enrollment and completion of the AIM Court among people of color by: using translator services or recruiting diverse and bilingual staff, identifying opportunities for dual-language case management and behavioral health treatment services, removing fees for Court participation, modifying graduation requirements to eliminate education and employment mandates and expanding the use of community advisory boards and family counseling. In conclusion, our analysis identified substantial reductions in recidivism among AIM Court participants compared to similar individuals who were placed on probation. As a result, the net benefit of AIM was 6.86, indicating substantial cost savings to the legal system and participants in AIM compared to probation as usual.

Committee Project Updates:

Criminal Justice Administration & Jail Population Management Update:

LaShonda Jefferson gave the update. The Jail Population December 2021 committee meeting was cancelled, however, excerpts from that packet can be found on pages 18 through 23 of the CJAB packet. The jail population for today is 5,511. The Criminal Justice Department continues to collaborate with stakeholders to manage our jail population. The November 2021 average jail population was 5,597 and our yearly average so far is 5,628.

Fair Defense Committee:

Lynn Richardson gave the update. With COVID and closing down of and interruptions of court operations has really impacted jail population and our clients. The Public Defender's office made a request to the budget office and County administration to be able to use some ARP funds to bring in staff to help with backlog court. At this time, they are waiting for approval for those positions. Hopefully, with everyone's cooperation the ultimate goal is get a handle on the number of pending cases that have been left over, and not interrupt the cases current proceedings and operations.

Justice of the Peace:

Judge Steve Seider gave the update. The court management system keeps getting pushed out, last date announced was October of 2022. Judge Seider stated that with new redistricting some JP jurisdictions have changed significantly. It appears that some of the maps they have received are not fully updated. Lastly, having some issues with electronic filling, some things need to be printed out and entered by hand.

Law Enforcement/Jurisprudence:

Ellyce Lindberg gave the update. The Law Enforcement/Jurisprudence subcommittee met on November 10th and minutes are attached to the CJAB packet for your review. One of the important things coming up is the implementation of HB766 in which the Sheriff's Department is currently working on in order to create a new process to address HB766.

Pretrial:

Jeff Segura gave the update. Please see minutes for details. All units continue to do well; there have been some modifications to the ELM unit in order to be able to handle the influx of cases they are receiving. Pretrial Services has been granted three new positions, a trainer and two ELM tech to help assist ELM with managing their high caseloads and be able to concentrate on case management.

Reentry:

Christina Crain was not able to attend today's meeting. She sends her regards and happy holiday to everyone.

Research:

Dr. Jennifer Gonzalez gave the update. The research subcommittee put together the presentation for today's meeting. It was reported that some adjust will be made to the AIM presentation.

Program Update:**Local Data Advisory Board:**

Ellyce Lindberg gave the update. The LDAB continues to meet biweekly. They are currently working on getting a new list of open arrest to the Dallas County LEA's. We are currently around 84% compliant, the goal is reach 90% by August 1, 2022. There approximately 18,000 more dispositions needed to reach this goal.

Link2Care:

Dr. Jennifer Gonzalez gave the update. Dr. Gonzalez began by giving a brief overview and background of the program. It was further stated that they have seen a 12% reduction in rearrest for the people that enrolled in the program. They are starting to see some really promising outcomes, it is expected around this time next year they will be done with recruitment and will have some final findings to share with the committee.

Public Comments:

None

Announcements:

Commissioner Garcia announced the retirement of Chief Jeff Spivey of Irving Police Department.

The next CJAB meeting will be held on March 28, 2022, at 2:30pm.

Adjournment:

A motion was made to adjourn the meeting; it was seconded and approved at 3:30PM.

Biography

Pamela Metzger is the inaugural Director of the Deason Criminal Justice Reform Center. She comes to SMU from Tulane University School of Law in New Orleans, where she has taught since 2001.

Professor Metzger received her undergraduate degree from Dartmouth and her J.D. from New York University School of Law. A nationally recognized Sixth Amendment and ethics scholar, Professor Metzger's scholarship combines theory and practice in seeking improvements in criminal justice. Her areas of expertise include the Sixth Amendment right to counsel, the use of prosecutorial charging, and the operation of small, tribal and rural (STAR) criminal legal systems.

She captured a national spotlight for her round-the-clock work to help 8,000 indigent defendants left incarcerated without legal representation after Hurricane Katrina devastated New Orleans in 2005. She was interviewed on *60 Minutes*, in a segment titled "Overburdened NOLA public defenders say innocents went to prison because they lacked resources and time to defend them properly."

Professor Metzger's work has appeared in publications such as the *Yale Law Journal*, *Vanderbilt Law Review*, *Southern California Law Review* and *Northwestern University Law Review*, and has been widely cited by leading authorities and by the U.S. Supreme Court.



Data-Driven Prosecution and Systemic Transparency

Professor Pamela R. Metzger
Deason Criminal Justice Reform Center

March 28, 2022

SMU® **Dedman School of Law**



Deason Center Expertise



Right to Counsel



STAR Justice



Prosecutorial Discretion

Prosecutorial Research Projects



The DALLAS Project


- Study Dallas DA's Office
- Assess impact of prosecutorial reform on racial equity and due process
- Empower DA to make data-informed decisions



Screening & Charging

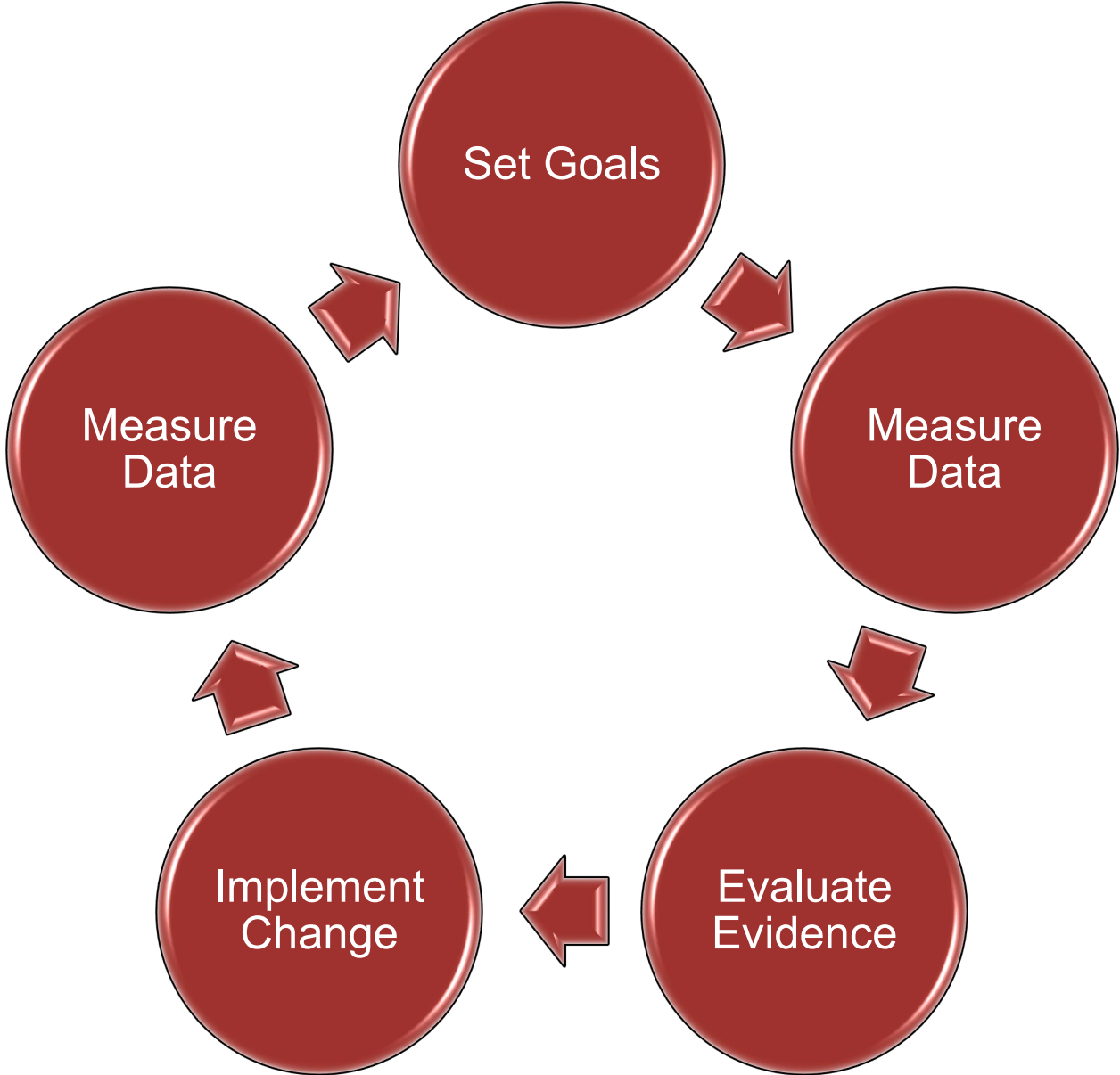
- Study charging in mid-sized jurisdictions
- Identify best practices in screening and charging
- Evaluate time-to-charge, custodial status, and any racial, ethnic, or gender disparity

Benefits of Data in Prosecution



- **Set goals** for inputs and outcomes
- **Measure** successes and challenges
- **Evaluate** areas of concern
- **Implement** changes in practice or policy
- **Measure** inputs and outcomes

Benefits of Data in Prosecution

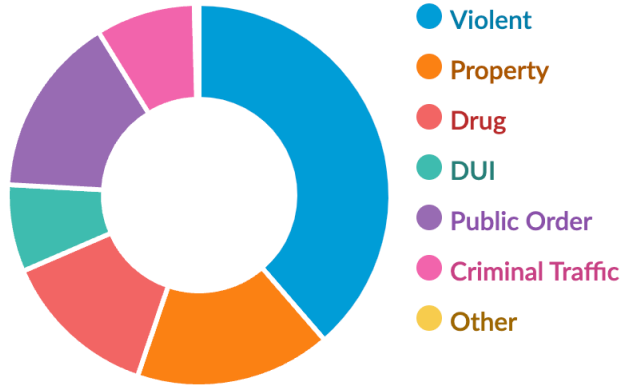


Example: Yolo County, California

<https://measuresforjustice.org/commons/yoloda/case-flow>

By Offense Type

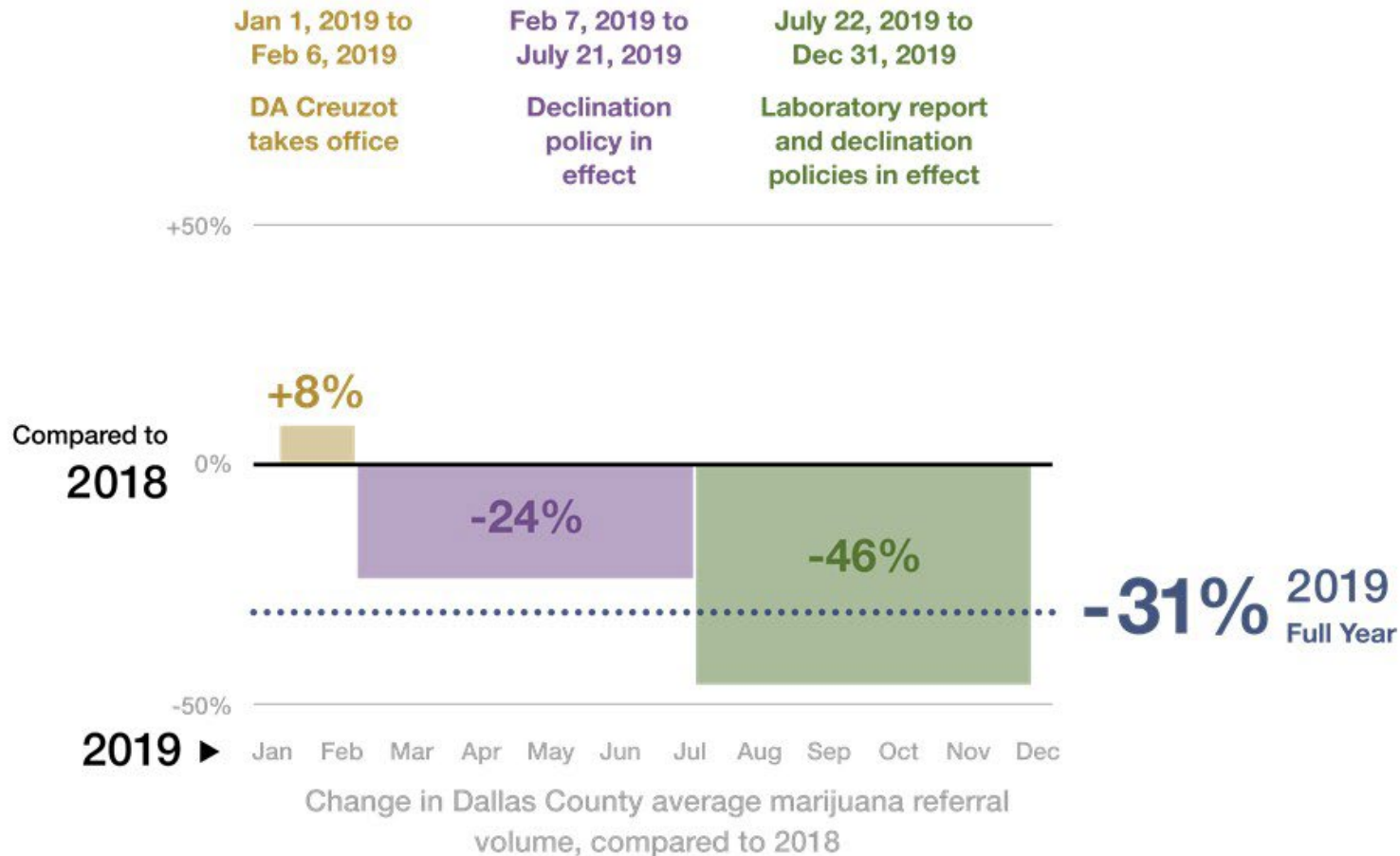
SEPTEMBER 2021



| Misdemeanors | 1 Year Change | Felonies | 1 Year Change |
|-------------------------------|---------------|------------------------------|----------------|
| 286 | -14.6% | 207 | +54.5% |
| Violent 67 | +34.0% | Violent 122 | +82.1% |
| Property 40 | -57.4% | Property 41 | -6.8% |
| Drug 56 | -26.3% | Drug 9 | +80.0% |
| DUI 33 | +10.0% | DUI 3 | Previously 0 |
| Public Order 54 | +31.7% | Public Order 21 | +75.0% |
| Criminal Traffic 34 | -15.0% | Criminal Traffic 6 | +100.0% |
| Other 1 | Previously 0 | Other 1 | Previously 0 |

Example: DALLAS Project

Budding Change: Marijuana Prosecution Policies and Police Practices in Dallas County, 2019



Systemwide Implications of Data Transparency

- **Taxpayers** see where their money goes
- **Community** understands prosecutorial priorities
- **Stakeholders** make data-driven choices



Detention Early Warning Report (DEWR)-Glossary

The DEWR is a 32 line item report which provides a snapshot of the Dallas County Jail Population, capturing the primary case status/category (also referred to as a “bucket”). The DEWR consists of pre-disposition Felony and Misdemeanor cases, and those adjudicated which are awaiting release or transfer.

| | | |
|----|---|---|
| 1 | Felony not filed: | Felony arrest made by local law enforcement agencies (LEA's), case has not been accepted by the District Attorney (DA). |
| 2 | Felony pending Grand Jury (GJ): | Felony cases accepted for prosecution and awaiting presentation to the GJ. |
| | Felony not including State Jail | |
| 3 | Felonies (SJF): | Felony offenses excluding SJF which have been indicted by the GJ and are now pending in the felony courts. |
| 4 | SJF pending disposition: | SJF offenses which have been indicted by the GJ and are now pending in the felony courts. |
| 5 | Probation Violators (PV) Felony: | Defendants (Def's) in jail for various violations of the terms and conditions of their felony probation. |
| | Texas Department of Criminal Justice (TDCJ) over 10 years on appeal or TDC no appeal- | Def's received a felony conviction and were sentenced to TDCJ >10 years; the case may or may not be on appeal. Def is not eligible for bond. |
| 6 | Bench Warrants: | Def's being held as a witness in another Def's case; will be transferred back to TDCJ once the case is resolved. |
| 7 | TDCJ 10 years or less on appeal: | Def's received a felony conviction and were sentenced to TDCJ <10 years and are appealing their sentence; may be eligible to post bond. |
| 8 | Sentenced to SJF: | Def's received a felony conviction and were sentenced to a State Jail Facility, awaiting transfer. |
| 9 | SJF on appeal: | Def's received a felony conviction and were sentenced to a State Jail Facility and filed an appeal; may be eligible to post bond |
| 10 | SJF serving in county jail: | Def's received a felony conviction and were sentenced to time in the county jail. |
| 11 | Misdemeanor not filed: | Def's arrested for a misdemeanor offense by a local LEA; case has not been filed by the DA's office in the county courts. |
| 12 | Misdemeanor filed pending: | Def's charged with a misdemeanor offense and their cases have been filed with the county courts and are pending disposition |
| 13 | Misdemeanor PV: | Def's in jail for various violations of the terms and conditions of their county court probation. |
| | Serving County Time as a Condition of Probation: | Def's held in county jail as a condition of probation (sanction). Not eligible for good time credit. |
| 14 | Serving County Time & Fines: | Def's sentenced to jail time and are serving their sentence. |
| | Serving Fines and Court Cost only: | Def's serving time for fines and court cost only. |
| 15 | Out of County/State Hold: | Def's being held for another county or jurisdiction. Upon completion of their Dallas County jail time, agencies typically have 10 days to pick up the defendant or they are released. |
| 16 | Parole Violations: | Def's in jail for various violations of the terms and conditions of their felony parole. |
| | SAFPF (Substance Abuse Felony Punishment Facility): | Def's ordered to a substance abuse treatment facility as a condition of felony probation and are awaiting transfer to that facility. |
| 17 | Special Programs: | Def's being held for Wilmer Judicial Treatment Center, Electronic Leg Monitor (ELM), or other community treatment programs. |
| 18 | Other Incompetent: | Def's being held in county jail awaiting transfer to a State Mental Health Facility. |
| 19 | US Marshal: | Dallas County contracts as a US Marshal holding facility. |
| 20 | Contempt in Jail: | Def's in jail for contempt of court. |
| 21 | Contempt Furlough: | Def's temporarily released from the jail. |
| 22 | Peace Bond: | Court ordered cash bond designed to keep the peace and protect a person or property from a threat (rarely used). |
| 23 | Texas Youth Commission (TYC): | Def's being held for transfer to TYC; TYC is now Texas Juvenile Justice Department (TJJD). |
| 24 | Immigration: | Def's detained by U.S. Immigration and Customs Enforcement (ICE) being held for transfer to a federal facility for immigration detainees. |
| 25 | Class C Misdemeanor only: | Citations which result in a fine, serving time in jail. |
| 26 | Contract Inmates: | Contract Holds for another County or Jurisdiction (overflow). |
| 27 | US Military: | Temporary hold for US Military. |
| 28 | Default: | Def's in transit: recently booked into jail (on the floor), have not been classified, and/or assigned to a jail/tank/housing unit |
| 29 | | |
| 30 | | |
| 31 | | |
| 32 | | |

**Detention Early Warning Report (DEWR)
February 2022**

| | 2/1 | 2/2 | 2/3 | 2/4 | 2/5 | 2/6 | 2/7 | 2/8 | 2/9 | 2/10 | 2/11 | 2/12 | 2/13 | 2/14 | 2/15 | 2/16 | 2/17 | 2/18 | 2/19 | 2/20 | 2/21 | 2/22 | 2/23 | 2/24 | 2/25 | 2/26 | 2/27 | 2/28 | Avg | |
|-----------------------------------|------|------|------|------|------|------|------|------|------|------|------|------|------|------|------|------|------|------|------|------|------|------|------|------|------|------|------|------|------|--------|
| Felony not filed | 638 | 632 | 630 | 630 | 632 | 665 | 692 | 648 | 657 | 653 | 656 | 637 | 654 | 667 | 657 | 636 | 614 | 629 | 616 | 648 | 669 | 643 | 656 | 611 | 616 | 603 | 616 | 628 | 641 | |
| Felony pend. Grand Jury | 400 | 411 | 412 | 421 | 423 | 424 | 423 | 435 | 448 | 454 | 448 | 463 | 463 | 462 | 461 | 467 | 488 | 487 | 511 | 509 | 508 | 527 | 526 | 545 | 555 | 565 | 568 | 568 | 478 | |
| Felony not incl. SJF | 2310 | 2300 | 2316 | 2314 | 2312 | 2312 | 2312 | 2308 | 2306 | 2297 | 2305 | 2290 | 2291 | 2293 | 2309 | 2317 | 2296 | 2286 | 2258 | 2252 | 2252 | 2234 | 2220 | 2213 | 2214 | 2204 | 2204 | 2202 | 2276 | |
| SJF pend dispo | 343 | 341 | 335 | 334 | 333 | 337 | 335 | 329 | 331 | 325 | 318 | 318 | 320 | 320 | 323 | 321 | 316 | 307 | 300 | 301 | 301 | 301 | 296 | 298 | 301 | 308 | 305 | 302 | 318 | |
| PV-Felony | 321 | 323 | 322 | 327 | 327 | 331 | 334 | 344 | 334 | 334 | 332 | 325 | 330 | 333 | 321 | 310 | 308 | 301 | 301 | 303 | 304 | 312 | 308 | 302 | 306 | 304 | 310 | 311 | 319 | |
| TDC over 10yr/appeal | 263 | 272 | 284 | 284 | 284 | 284 | 284 | 280 | 286 | 271 | 274 | 285 | 285 | 284 | 263 | 273 | 280 | 293 | 299 | 299 | 299 | 308 | 288 | 292 | 292 | 298 | 298 | 298 | 286 | |
| Bench Warrants | 34 | 33 | 33 | 33 | 33 | 33 | 33 | 31 | 32 | 27 | 28 | 28 | 28 | 28 | 26 | 27 | 29 | 28 | 28 | 28 | 28 | 28 | 28 | 28 | 28 | 29 | 29 | 27 | 29 | |
| TDC<10yr/appeal | 5 | 5 | 5 | 5 | 5 | 5 | 5 | 5 | 5 | 4 | 5 | 5 | 5 | 5 | 5 | 5 | 6 | 6 | 6 | 6 | 6 | 6 | 6 | 6 | 6 | 6 | 6 | 6 | 5 | |
| Sentd. SJF | 113 | 108 | 106 | 105 | 106 | 106 | 107 | 111 | 105 | 108 | 113 | 114 | 113 | 113 | 101 | 95 | 94 | 96 | 100 | 100 | 100 | 103 | 109 | 110 | 108 | 110 | 110 | 109 | 106 | |
| SJF on appeal | 0 | 0 | 0 | 0 | 0 | 0 | 0 | 0 | 0 | 0 | 0 | 0 | 0 | 0 | 0 | 0 | 0 | 0 | 0 | 0 | 0 | 0 | 0 | 0 | 0 | 0 | 0 | 0 | 0 | |
| SJF serv in co jail | 8 | 8 | 7 | 7 | 7 | 7 | 7 | 9 | 11 | 13 | 14 | 16 | 13 | 12 | 14 | 12 | 14 | 15 | 17 | 16 | 15 | 15 | 14 | 13 | 12 | 10 | 10 | 10 | 12 | |
| Misd. not filed | 71 | 70 | 65 | 68 | 65 | 70 | 98 | 92 | 76 | 75 | 75 | 79 | 78 | 74 | 71 | 74 | 68 | 57 | 60 | 81 | 84 | 82 | 74 | 61 | 61 | 78 | 77 | 88 | 74 | |
| Misd. filed pend. | 107 | 107 | 113 | 108 | 106 | 111 | 115 | 117 | 127 | 125 | 123 | 141 | 143 | 142 | 129 | 124 | 125 | 124 | 132 | 132 | 130 | 132 | 148 | 149 | 137 | 126 | 127 | 127 | 126 | |
| Misd-PV | 1 | 1 | 1 | 1 | 1 | 1 | 1 | 1 | 1 | 2 | 2 | 2 | 2 | 3 | 2 | 1 | 1 | 1 | 1 | 0 | 0 | 0 | 1 | 1 | 1 | 1 | 1 | 1 | 1 | |
| Serv in jail (Cond of Prob) | 18 | 20 | 21 | 20 | 19 | 18 | 19 | 20 | 21 | 20 | 21 | 26 | 22 | 21 | 21 | 21 | 21 | 19 | 18 | 15 | 15 | 19 | 19 | 22 | 19 | 21 | 21 | 21 | 20 | |
| Serving Co time & fines | 12 | 10 | 10 | 9 | 10 | 8 | 9 | 9 | 9 | 8 | 14 | 16 | 14 | 12 | 13 | 14 | 14 | 16 | 14 | 11 | 12 | 13 | 15 | 15 | 14 | 14 | 13 | 12 | 12 | |
| Serv fines/CT cost only | 0 | 0 | 0 | 0 | 0 | 0 | 0 | 0 | 0 | 0 | 0 | 0 | 0 | 0 | 0 | 0 | 0 | 0 | 0 | 0 | 0 | 0 | 0 | 0 | 0 | 0 | 0 | 0 | 0 | |
| Out of county/state | 84 | 74 | 70 | 73 | 73 | 79 | 81 | 59 | 65 | 62 | 68 | 76 | 76 | 83 | 83 | 82 | 72 | 80 | 81 | 91 | 90 | 94 | 82 | 76 | 79 | 76 | 79 | 84 | 78 | |
| Parole Violations | 155 | 150 | 145 | 150 | 150 | 151 | 154 | 144 | 143 | 135 | 130 | 136 | 138 | 141 | 142 | 144 | 144 | 139 | 140 | 143 | 148 | 148 | 148 | 150 | 148 | 145 | 146 | 144 | 145 | |
| SAFPF | 130 | 135 | 136 | 136 | 136 | 136 | 136 | 136 | 114 | 113 | 117 | 121 | 121 | 121 | 113 | 103 | 102 | 106 | 108 | 108 | 108 | 106 | 108 | 113 | 113 | 115 | 115 | 115 | 119 | |
| Special Programs | 120 | 125 | 127 | 129 | 134 | 133 | 135 | 133 | 131 | 134 | 131 | 140 | 140 | 140 | 105 | 100 | 113 | 123 | 112 | 114 | 114 | 120 | 137 | 136 | 138 | 138 | 138 | 138 | 128 | |
| Other- Incompetent | 366 | 374 | 373 | 374 | 373 | 373 | 373 | 373 | 371 | 375 | 379 | 379 | 379 | 379 | 376 | 374 | 377 | 380 | 380 | 380 | 380 | 381 | 375 | 375 | 380 | 379 | 378 | 378 | 376 | |
| U.S. Marshal holds | 36 | 38 | 38 | 38 | 37 | 37 | 37 | 37 | 38 | 37 | 38 | 37 | 37 | 37 | 37 | 37 | 36 | 37 | 37 | 36 | 36 | 36 | 35 | 34 | 34 | 35 | 35 | 35 | 37 | |
| Contempt-in Jail | 3 | 4 | 4 | 4 | 3 | 3 | 3 | 4 | 3 | 3 | 4 | 4 | 4 | 5 | 6 | 7 | 6 | 7 | 8 | 7 | 8 | 8 | 8 | 8 | 8 | 8 | 8 | 8 | 6 | |
| Contempt-Furlough | 0 | 0 | 0 | 0 | 0 | 0 | 0 | 0 | 0 | 0 | 0 | 0 | 0 | 0 | 0 | 0 | 0 | 0 | 0 | 0 | 0 | 0 | 0 | 0 | 0 | 0 | 0 | 0 | 0 | |
| PEACE Bond | 0 | 0 | 0 | 0 | 0 | 0 | 0 | 0 | 0 | 0 | 0 | 0 | 0 | 0 | 0 | 0 | 0 | 0 | 0 | 0 | 0 | 0 | 0 | 0 | 0 | 0 | 0 | 0 | 0 | |
| TYC hold | 0 | 0 | 0 | 0 | 0 | 0 | 0 | 0 | 0 | 0 | 0 | 0 | 0 | 0 | 0 | 0 | 0 | 0 | 0 | 0 | 0 | 0 | 0 | 0 | 0 | 0 | 0 | 0 | 0 | |
| Immigration hold | 1 | 1 | 2 | 0 | 2 | 2 | 1 | 2 | 3 | 0 | 2 | 4 | 5 | 2 | 5 | 3 | 3 | 0 | 2 | 3 | 0 | 1 | 5 | 8 | 3 | 5 | 6 | 0 | 3 | |
| Class C Misd. only | 0 | 0 | 0 | 0 | 0 | 0 | 0 | 0 | 0 | 0 | 0 | 0 | 0 | 0 | 0 | 0 | 0 | 0 | 0 | 0 | 0 | 0 | 0 | 0 | 0 | 0 | 0 | 0 | 0 | |
| Contract inmates | 0 | 0 | 0 | 0 | 0 | 0 | 0 | 0 | 0 | 0 | 0 | 0 | 0 | 0 | 0 | 0 | 0 | 0 | 0 | 0 | 0 | 0 | 0 | 1 | 1 | 1 | 1 | 1 | 0 | |
| U.S. Military hold | 0 | 0 | 0 | 0 | 0 | 0 | 0 | 0 | 0 | 0 | 0 | 0 | 0 | 0 | 0 | 0 | 0 | 0 | 0 | 0 | 0 | 0 | 0 | 0 | 0 | 0 | 0 | 0 | 0 | |
| Default | 53 | 52 | 46 | 38 | 50 | 65 | 54 | 62 | 49 | 64 | 72 | 67 | 67 | 54 | 48 | 62 | 52 | 57 | 72 | 64 | 49 | 58 | 42 | 41 | 59 | 49 | 54 | 51 | 55 | |
| Jail Population w/ Furlough added | 5592 | 5594 | 5601 | 5608 | 5621 | 5691 | 5748 | 5689 | 5666 | 5639 | 5669 | 5709 | 5728 | 5751 | 5633 | 5608 | 5577 | 5595 | 5601 | 5647 | 5656 | 5675 | 5648 | 5608 | 5633 | 5628 | 5655 | 5664 | 5648 | 158134 |
| Actual Jail Population | 5592 | 5594 | 5601 | 5608 | 5621 | 5691 | 5748 | 5689 | 5666 | 5639 | 5669 | 5709 | 5728 | 5751 | 5633 | 5608 | 5577 | 5595 | 5601 | 5647 | 5656 | 5675 | 5648 | 5608 | 5633 | 5628 | 5655 | 5664 | 5648 | 158134 |
| | L | | | | | | | | | | | | | H | | | | | | | | | | | | | | | SUM | |
| INTAKES | 151 | 188 | 53 | 41 | 102 | 120 | 116 | 139 | 135 | 159 | 170 | 113 | 109 | 113 | 143 | 160 | 152 | 142 | 152 | 95 | 139 | 173 | 98 | 70 | 117 | 119 | 74 | 99 | 123 | 3442 |
| RELEASES | 162 | 172 | 65 | 40 | 36 | 52 | 140 | 169 | 144 | 188 | 124 | 100 | 78 | 143 | 237 | 163 | 167 | 169 | 86 | 76 | 128 | 140 | 169 | 62 | 147 | 78 | 53 | 133 | 122 | 3421 |
| VARIANCE | 11 | -16 | 12 | -1 | -66 | -68 | 24 | 30 | 9 | 29 | -46 | -13 | -31 | 30 | 94 | 3 | 15 | 27 | -66 | -19 | -11 | -33 | 71 | -8 | 30 | -41 | -21 | 34 | -1 | -21 |

| | | | | | | | | |
|-----------------------|---------------|-------|----------------|-------|---------------------|---------|---|---------------|
| AVG LENGTH OF STAY 34 | Total Bookins | 3,442 | Total Releases | 3,421 | Total Jail Bed Days | 158,134 | = | \$ 10,626,605 |
|-----------------------|---------------|-------|----------------|-------|---------------------|---------|---|---------------|

DEWR BUCKET COMPARISON

| BUCKET NAMES | FEB 2021 vs 2022 | Feb 21 | Feb 22 | Dec 21 | Jan 22 | Feb 22 | JAN vs FEB |
|-------------------------|---------------------|-----------|-----------|-----------|-----------|-----------|---------------|
| Variance | | | | | | | |
| Jail Population Avg. | -42 | 5690 | 5648 | 5417 | 5541 | 5648 | 107 |
| SPECIAL FOCUS | | | | | | | |
| Incompetent | 114 | 262 | 376 | 349 | 354 | 376 | 22 |
| Felony Not Filed | 102 | 545 | 647 | 641 | 654 | 647 | -7 |
| Fel.pend excl.SJF | 96 | 2180 | 2276 | 2243 | 2325 | 2276 | -49 |
| TRENDING UP | | | | | | | |
| State Jail Felony Pend. | 15 | 303 | 318 | 350 | 336 | 318 | -18 |
| Serv as Cond of Prob. | 6 | 14 | 20 | 22 | 18 | 20 | 2 |
| Contempt in Jail | 5 | 1 | 6 | 2 | 2 | 6 | 4 |
| TRENDING DOWN | | | | | | | |
| Special Programs | -98 | 226 | 128 | 105 | 111 | 128 | 17 |
| Parole Violator only | -96 | 241 | 145 | 150 | 145 | 145 | 0 |
| US Marshal | -52 | 89 | 37 | 35 | 36 | 37 | 1 |
| Probation Viol. Felony | -25 | 344 | 319 | 296 | 333 | 319 | -14 |
| Misdemeanors pending | -21 | 147 | 126 | 98 | 107 | 126 | 19 |
| Out of Co/State | -12 | 90 | 78 | 58 | 60 | 78 | 18 |
| Felony pend Grand Jury | -8 | 486 | 478 | 330 | 405 | 478 | 73 |
| STABLE | | | | | | | |
| TDC<10yr/appeal | -5 | 10 | 5 | 12 | 8 | 5 | -3 |
| Sentenced to SJF | -3 | 109 | 106 | 122 | 105 | 106 | 1 |
| Serving County Time | -1 | 13 | 12 | 16 | 14 | 12 | -2 |
| SAFPF | 0 | 119 | 119 | 135 | 122 | 119 | -3 |
| Immigration | 0 | 3 | 3 | 2 | 2 | 3 | 1 |
| TYC | 0 | 0 | 0 | 0 | 0 | 0 | 0 |

DEWR BUCKET MONTHLY AVERAGES

| | Feb 20 | Feb 21 | Jan 22 | Feb 22 | 2022 Avg |
|-------------------------------|-------------|-------------|-------------|-------------|-------------|
| Felony not filed | 884 | 545 | 654 | 641 | 647 |
| Felony pend GJ | 503 | 486 | 405 | 478 | 441 |
| Fel.pend excl.SJF | 1769 | 2180 | 2325 | 2276 | 2300 |
| State Jail Fel only | 279 | 303 | 336 | 318 | 327 |
| PV-Felony | 322 | 344 | 333 | 319 | 326 |
| TDC over 10yrs | 251 | 336 | 230 | 286 | 258 |
| Bench Warrants | 34 | 27 | 35 | 29 | 32 |
| TDC <10y/appeal | 14 | 10 | 8 | 5 | 7 |
| Sentenced SJF | 66 | 109 | 105 | 106 | 105 |
| Sentd SJF/appeal | 1 | 0 | 0 | 0 | 0 |
| SJF-Serv Co Jail | 36 | 11 | 10 | 12 | 11 |
| Misdmnr not filed | 92 | 66 | 72 | 74 | 73 |
| Misdmnr filed-pend | 176 | 147 | 107 | 126 | 116 |
| PV-Misdmnr | 0 | 1 | 1 | 1 | 1 |
| Serv as Con of Prob | 51 | 14 | 18 | 20 | 19 |
| Serv Co time/ fines | 26 | 13 | 14 | 12 | 13 |
| Serv fines/ fees only | 1 | 0 | 0 | 0 | 0 |
| Out of Co/State | 51 | 90 | 60 | 78 | 69 |
| Parole Vio. | 277 | 241 | 145 | 145 | 145 |
| SAFPF | 205 | 119 | 122 | 119 | 120 |
| Sp.Pgrms | 327 | 226 | 111 | 128 | 119 |
| Incompetent | 195 | 262 | 354 | 376 | 365 |
| US Marshall | 111 | 89 | 36 | 37 | 36 |
| Cntmpt-in Jail | 17 | 1 | 2 | 6 | 4 |
| Furlough | 1 | 0 | 0 | 0 | 0 |
| PEACE Bond | 0 | 0 | 0 | 0 | 0 |
| TYC hold | 0 | 0 | 0 | 0 | 0 |
| Immigration hold | 8 | 3 | 2 | 3 | 2 |
| Class C only | 17 | 0 | 0 | 0 | 0 |
| Contract | 0 | 0 | 0 | 0 | 0 |
| US Military | 0 | 0 | 0 | 0 | 0 |
| Default | 68 | 66 | 57 | 55 | 56 |
| Furlough added | 5782 | 5690 | 5541 | 5648 | 5595 |
| Jail Population Actual | 5781 | 5690 | 5541 | 5648 | 5595 |

| | | | | | |
|-----------------|-----|-----|-----|-----|-----|
| INTAKES | 165 | 114 | 122 | 123 | 123 |
| RELEASES | 158 | 112 | 115 | 122 | 119 |
| VARIANCE | -7 | -2 | -7 | -1 | -4 |

Dallas County Pretrial Services
General PT Bond Supervsion Unit
February 2022 Statistical Summary Report

| Month/Year | Total Supervised Cases Start Of Month | Total New PT Bond Defendants | Total New Court Ordered Cases | # of Felony Bonds | # of Mis Bonds | Successful Close outs | Unsuccessful Close outs | Total Interviews Conducted | Average dail Jail book in | Fees Collected | Fees Waived | Total Supervised Cases End Of Month |
|-----------------|---------------------------------------|------------------------------|-------------------------------|-------------------|----------------|-----------------------|-------------------------|----------------------------|---------------------------|----------------|--------------|-------------------------------------|
| Feb-2021 | 235 | 13 | 5 | 6 | 9 | 12 | 12 | 34 | 114 | \$140 | \$390 | 230 |
| Mar-2021 | 230 | 7 | 5 | 7 | 4 | 6 | 2 | 42 | 148 | \$280 | \$93 | 230 |
| Apr-2021 | 230 | 2 | 6 | 0 | 3 | 20 | 5 | 24 | 140 | \$30 | \$40 | 208 |
| May-2021 | 208 | 4 | 2 | 1 | 3 | 10 | 5 | 22 | 133 | \$0 | \$125 | 196 |
| Jun-2021 | 196 | 4 | 3 | 2 | 4 | 7 | 8 | 26 | 142 | \$40 | \$80 | 188 |
| Jul-2021 | 188 | 1 | 8 | 1 | 1 | 16 | 4 | 17 | 139 | \$0 | \$50 | 177 |
| Aug-2021 | 177 | 2 | 7 | 2 | 0 | 8 | 4 | 32 | 136 | \$0 | \$180 | 174 |
| Sep-2021 | 174 | 1 | 6 | 0 | 1 | 8 | 5 | 19 | 136 | \$0 | \$20 | 168 |
| Oct-2021 | 168 | 2 | 4 | 0 | 2 | 13 | 2 | 14 | 129 | \$0 | \$65 | 159 |
| Nov-2021 | 159 | 5 | 4 | 4 | 5 | 11 | 1 | 17 | 123 | \$210 | \$175 | 156 |
| Dec-2021 | 156 | 1 | 2 | 0 | 1 | 5 | 5 | 9 | 120 | \$20 | \$0 | 149 |
| Jan-2022 | 149 | 8 | 6 | 5 | 4 | 7 | 8 | 22 | 122 | \$230 | \$110 | 148 |
| Feb-2022 | 148 | 7 | 6 | 3 | 6 | 6 | 1 | 21 | 123 | \$60 | \$330 | 154 |

Dallas County Pretrial Services

Smart Justice Unit

February 2022 Statistical Summary Report

| Month/Year | Total Supervised Cases Start Of Month | Total New Granted Defendants | # New Misd Bonds | # New Felony Bonds | Initial MH # Reviewed | # Initially Eligible | # Orders Signed | Presented for Hearing | Denied by Judge | Other | Level 1 | Level 2 | Level 3 | Level 4 | Successful Close outs | Unsuccessful Close outs | Active CD Count | Total Supervised SJ Cases End Of Month |
|-----------------|---------------------------------------|------------------------------|------------------|--------------------|-----------------------|----------------------|-----------------|-----------------------|-----------------|----------|-----------|----------|----------|----------|-----------------------|-------------------------|-----------------|--|
| Jan-2021 | 270 | 30 | 12 | 29 | 1562 | 204 | 276 | 36 | 5 | 1 | 18 | 9 | 3 | 0 | 10 | 14 | | 276 |
| Feb-2021 | 276 | 24 | 17 | 21 | 1129 | 116 | 158 | 27 | 3 | 0 | 15 | 7 | 2 | 0 | 10 | 17 | | 273 |
| Mar-2021 | 273 | 30 | 11 | 30 | 1420 | 162 | 231 | 33 | 3 | 0 | 11 | 14 | 3 | 2 | 15 | 19 | | 269 |
| Apr-2021 | 269 | 24 | 11 | 22 | 1422 | 162 | 212 | 31 | 4 | 3 | 14 | 6 | 4 | 0 | 12 | 14 | | 267 |
| May-2021 | 267 | 16 | 7 | 15 | 1418 | 168 | 209 | 29 | 8 | 5 | 12 | 4 | 0 | 0 | 9 | 20 | | 254 |
| Jun-2021 | 254 | 46 | 15 | 47 | 1606 | 206 | 252 | 67 | 18 | 3 | 31 | 7 | 8 | 0 | 7 | 16 | | 277 |
| Jul-2021 | 277 | 36 | 12 | 31 | 1354 | 157 | 202 | 44 | 8 | 0 | 25 | 6 | 4 | 1 | 8 | 18 | | 287 |
| Aug-2021 | 287 | 29 | 12 | 34 | 1576 | 175 | 218 | 48 | 19 | 0 | 17 | 11 | 1 | 0 | 14 | 22 | | 280 |
| Sep-2021 | 280 | 39 | 20 | 35 | 1721 | 189 | 248 | 50 | 9 | 2 | 27 | 6 | 6 | 0 | 5 | 16 | | 298 |
| Oct-2021 | 298 | 38 | 20 | 36 | 1441 | 152 | 214 | 50 | 12 | 0 | 19 | 13 | 5 | 1 | 9 | 18 | | 309 |
| Nov-2021 | 309 | 33 | 15 | 27 | 1673 | 196 | 250 | 46 | 13 | 0 | 27 | 2 | 4 | 0 | 11 | 15 | | 316 |
| Dec-2021 | 316 | 41 | 8 | 42 | 1787 | 192 | 233 | 53 | 11 | 1 | 24 | 11 | 6 | 0 | 14 | 25 | 14 | 318 |
| Jan-2022 | 318 | 39 | 9 | 46 | 1513 | 182 | 257 | 48 | 9 | 0 | 26 | 8 | 5 | 0 | 10 | 30 | 16 | 317 |
| Feb-2022 | 317 | 31 | 11 | 27 | 1534 | 194 | 251 | 45 | 11 | 3 | 22 | 6 | 2 | 1 | 8 | 13 | 16 | 327 |

| April 2017- Present | | | | | | | | | |
|----------------------------|--------------|----------|-----------------|-----------|--------|-------|---------|-------|--------|
| | Initial MH # | Eligible | # Orders Signed | Presented | Denied | Other | Granted | Misd | Felony |
| Totals: | 81,969 | 10,691 | 13,713 | 2,772 | 451 | 68 | 2,253 | 1,186 | 1,988 |

Dallas County Pretrial Services

Electronic Monitoring Unit

February 2022 Statistical Summary Report

| Month/Year | Total Supervised Cases Start Of Month (ELM/ASP) | TOTAL NEW BOND ELM DEFENDANTS | TOTAL NEW ASP DEFENDANTS | SUCCESSFUL CLOSE OUTS | UNSUCCESSFUL CLOSE OUTS | Total violations submitted - NEW OFFENSE | Total violations submitted - Technical Violations | Total Jail Bed Days x Cost | Total Jail Bed Expenses Saved | Total Supervised Cases End Of Month (ELM/ASP) |
|-----------------|--|----------------------------------|--------------------------------|--------------------------|----------------------------|--|--|-------------------------------|----------------------------------|---|
| Feb-2021 | 765 | 113 | 14 | 63 | 39 | 1 | 94 | 21,404 x 59.18 | \$1,266,688.72 | 790 |
| Mar-2021 | 790 | 202 | 21 | 113 | 63 | 2 | 129 | 24,890 x 59.18 | \$1,472,990.20 | 837 |
| Apr-2021 | 837 | 166 | 15 | 85 | 71 | 2 | 130 | 25,172 x 59.18 | \$1,489,678.96 | 862 |
| May-2021 | 862 | 138 | 17 | 94 | 63 | 3 | 115 | 26,189 x 59.18 | \$1,549,865.02 | 860 |
| Jun-2021 | 860 | 151 | 23 | 103 | 58 | 0 | 168 | 25,516 x 59.18 | \$1,510,036.88 | 875 |
| Jul-2021 | 875 | 101 | 15 | 105 | 63 | 5 | 149 | 25,591 x 59.18 | \$1,214,475.38 | 826 |
| Aug-2021 | 826 | 138 | 10 | 78 | 51 | 2 | 145 | 25,961 x \$59.18 | \$1,536,371.98 | 845 |
| Sep-2021 | 845 | 105 | 11 | 75 | 39 | 2 | 137 | 25,161 x \$59.18 | \$1,536,371.98 | 847 |
| Oct-2021 | 847 | 105 | 15 | 71 | 42 | 3 | 124 | 26,488 x \$67.20 | \$1,779,993.60 | 854 |
| Nov-2021 | 854 | 157 | 22 | 144 | 55 | 3 | 142 | 25,775 x \$67.20 | \$1,732,080.00 | 834 |
| Dec-2021 | 834 | 140 | 12 | 113 | 44 | 1 | 144 | 25,015 x \$67.20 | \$1,681,008.00 | 829 |
| Jan-2022 | 829 | 92 | 13 | 61 | 42 | 4 | 116 | 24,509 x \$67.20 | \$1,647,004.80 | 831 |
| Feb-2022 | 831 | 107 | 11 | 56 | 36 | 5 | 113 | 24,338 x \$67.20 | \$1,635,513.60 | 857 |

Dallas County Pretrial Services

Alcohol Monitoring Unit

February 2022 Statistical Summary Report

| Month/Year | Total Supervised Cases Start Of Month | Pending Bond Orders (Assigned + Unassigned) | Total New Cases Activated | Number of Successful Closeouts | Number of Unsuccessful Closeouts | Count of Violations Submitted to Court | Count of Installation notices submitted | Count of Supervised Cases (End of Month) | Supervision Fees Collected |
|-----------------|--|---|------------------------------|--------------------------------------|--|---|--|---|-------------------------------|
| Feb-2021 | 1445 | 277 | 56 | 65 | 11 | 304 | 52 | 1425 | \$ 10,273.00 |
| Mar-2021 | 1425 | 324 | 135 | 81 | 14 | 333 | 97 | 1456 | \$ 16,230.00 |
| Apr-2021 | 1465 | 351 | 109 | 110 | 21 | 318 | 112 | 1456 | \$ 12,843.00 |
| May-2021 | 1456 | 184 | 159 | 70 | 42 | 385 | 103 | 1530 | \$ 9,220.00 |
| Jun-2021 | 1530 | 265 | 183 | 137 | 10 | 339 | 144 | 1551 | \$ 15,245.00 |
| Jul-2021 | 1551 | 174 | 201 | 78 | 23 | 318 | 94 | 1577 | \$ 13,540.50 |
| Aug-2021 | 1577 | 180 | 136 | 111 | 13 | 330 | 65 | 1608 | \$ 15,660.50 |
| Sep-2021 | 1608 | 293 | 154 | 125 | 16 | 305 | 81 | 1621 | \$ 12,499.80 |
| Oct-2021 | 1621 | 197 | 128 | 85 | 12 | 275 | 100 | 1652 | \$ 14,885.00 |
| Nov-2021 | 1652 | 262 | 137 | 97 | 25 | 243 | 76 | 1667 | \$ 17,395.50 |
| Dec-2021 | 1667 | 190 | 81 | 79 | 14 | 179 | 54 | 1655 | \$ 13,470.50 |
| Jan-2022 | 1655 | 157 | 122 | 90 | 17 | 218 | 74 | 1670 | \$ 14,479.50 |
| Feb-2022 | 1670 | 155 | 109 | 79 | 13 | 179 | 63 | 1687 | \$ 15,664.00 |