



FOR IMMEDIATE RELEASE

February 6, 2021

Dallas County Reports 1,024 New Positive 2019 Novel Coronavirus (COVID-19) Cases and 10 Deaths, Including 167 Probable Cases

The 228 Deaths Reported this Week Makes this Dallas County's Deadliest Week Since the Start of the Pandemic

DALLAS -- As of 12:00 pm February 6, 2021, Dallas County Health and Human Services is reporting 1,024 additional positive cases of 2019 novel coronavirus (COVID-19) in Dallas County, 857 confirmed cases and 167 probable cases. There is a cumulative total of 234,210 confirmed cases (PCR test). There is a cumulative total of 32,125 probable cases (antigen test). A total of 2,407 Dallas County residents have lost their lives due to COVID-19 illness.

Dallas County Health and Human Services is providing initial vaccinations to those most at risk of exposure to COVID-19 and 37,243 doses of COVID-19 vaccine have been administered at the Fair Park mega-vaccine clinic, which started operations on Monday, January 11. DCHHS is expecting an allotment of 9,000 doses from the State of Texas for next week's operations.

The additional deaths being reported today include the following:

- A man in his 60's who was a resident of the City of Dallas. He had been critically ill in an area hospital and had underlying high risk health conditions.
- A man in his 70's who was a resident of the City of Dallas. He had been critically ill in an area hospital and had underlying high risk health conditions.
- A man in his 80's who was a resident of the City of Dallas. He had been critically ill in an area hospital and had underlying high risk health conditions.
- A woman in her 80's who was a resident of the City of Dallas. She had been hospitalized and had underlying high risk health conditions.
- A man in his 80's who was a resident of the City of Mesquite. He had been critically ill in an area hospital and had underlying high risk health conditions.
- A man in his 80's who was a resident of the City of Dallas. He had been critically ill in an area hospital and had underlying high risk health conditions.
- A man in his 80's who was a resident of a long-term care facility in the City of Dallas. He had been hospitalized and had underlying high risk health conditions.
- A woman in her 80's who was a resident of a long-term care facility in the City of Dallas. She expired in a facility and had underlying high risk health conditions.
- A man in his 90's who was a resident of the City of Dallas. He expired in hospice care and had underlying high risk health conditions.
- A woman in her 90's who was a resident of the City of Lancaster. She expired in hospice care and had underlying high risk health conditions.

Four cases of the SARS-CoV-2 variant B.1.1.7 have been identified in residents of Dallas County who did not have recent travel outside of the US. The provisional seven-day average of daily new confirmed and probable cases (by date of test collection) for CDC week 4 was **1,362**, which is a rate of **51.7** daily new cases per 100,000 residents. The percentage of respiratory specimens testing positive for SARS-CoV-2 remains high, with **24.7%** of symptomatic patients presenting to area hospitals testing positive in week 4 (week ending 1/30/21).

During the month of January, there were 9,231 COVID-19 cases in school-aged children and staff reported from 755 separate K-12 schools in Dallas County. A total of 420 children in Dallas County under 18 years of age have been hospitalized since the beginning of the pandemic, including 32 patients diagnosed with Multisystem Inflammatory Syndrome in children (MIS-C). Over 80% of reported MIS-C cases in Dallas have occurred in children who are Hispanic or Latino or Black.

There are currently 102 active long-term care facility outbreaks. A cumulative total of 3,979 residents and 2,242 healthcare workers in long-term facilities in Dallas have been diagnosed with COVID-19. Of these, 858 have been hospitalized and 487 have died. About 22% of all deaths reported to date have been associated with long-term care facilities. Seventeen outbreaks of COVID-19 in congregate-living facilities (e.g. homeless shelters, group homes, and halfway homes) have been reported in the past 30 days. A cumulative total of 383 residents and 190 staff members in congregate-living facilities in Dallas have been diagnosed with COVID-19.

Of all confirmed cases requiring hospitalization to date, more than two-thirds have been under 65 years of age. Diabetes has been an underlying high-risk health condition reported in about a third of all hospitalized patients with COVID-19. New cases are being reported as a daily aggregate, with more detailed summary reports updated Tuesday and Friday evenings are available at: <https://www.dallascounty.org/departments/dchhs/2019-novel-coronavirus/daily-updates.php>

Local health experts use hospitalizations, ICU admissions, and ER visits as three of the key indicators as part of determining the COVID-19 Risk Level (color-coded risk) and corresponding guidelines for activities during our COVID-19 response. There were 818 COVID-19 patients in acute care in Dallas County for the period ending on Friday, February 5. The number of emergency room visits for COVID-19 like symptoms in Dallas County was 443 for the same time-period, which represents around 18 percent of all emergency department visits in the county according to information reported to the North Central Texas Trauma Regional Advisory Council. Updated modeling from UTSW shows hospitalizations between 500-770 by February 16. The recent decreases seem related to reductions in gatherings from the high level of interaction we saw around the winter holidays. Please help us continue this progress by avoiding attending and not hosting gatherings with anyone outside your immediate household. Please continue masking, distancing, and other protective measures, these remain critically important even if you have received COVID-19 vaccination. You can find additional information on risk-level monitoring data [here](#).

On December 3, Trauma Service Area E (TSA E), which includes Dallas County and the greater Dallas-Fort Worth Metroplex, reached seven consecutive days where the percentage of COVID-19 confirmed patients in regional hospitals, as a percentage of available hospital beds, exceeded 15 percent. According to Governor Abbott's Executive Order GA-32 (GA-32), this makes TSA E an area with high hospitalizations and certain occupancy reductions are automatically triggered by reaching this threshold.

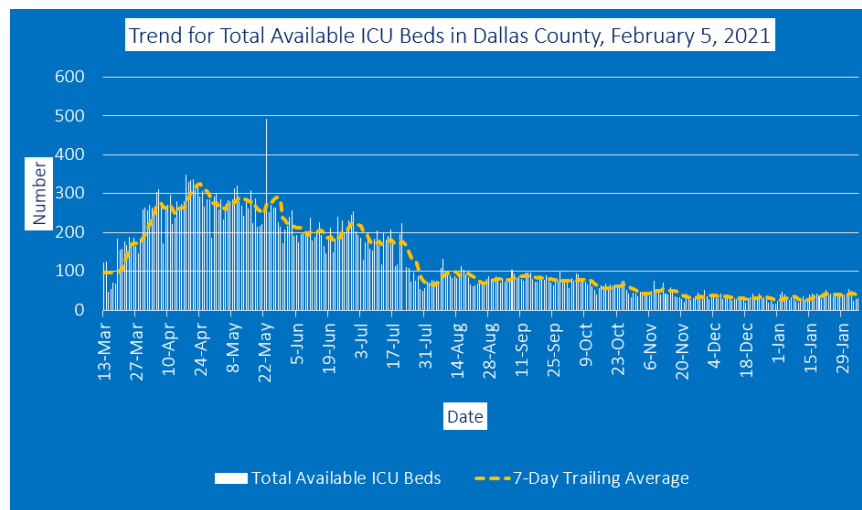
Summary of weekly COVID-19 confirmed and probable cases, deaths, and percentage positive laboratory tests, Dallas County (CDC Weeks 25 - 4)

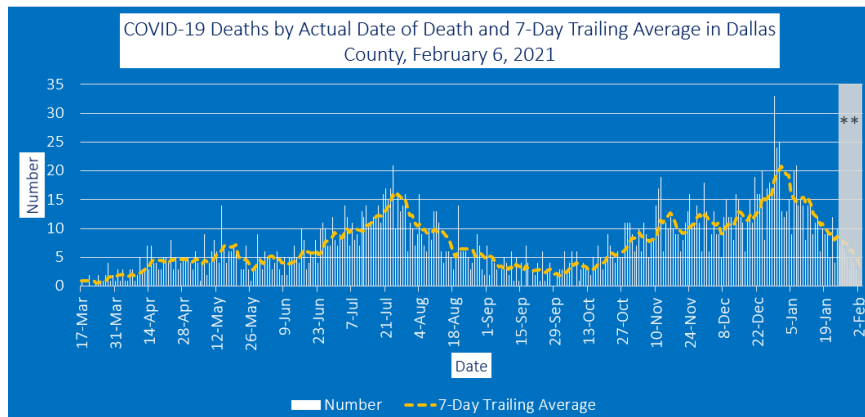
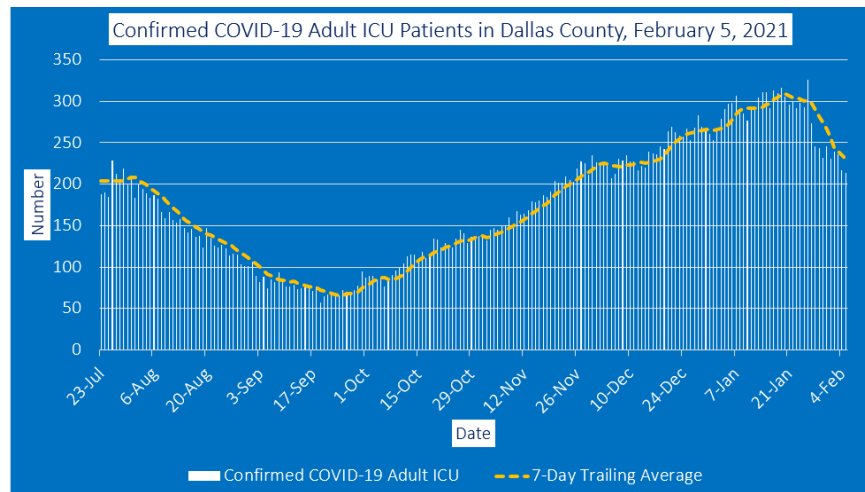
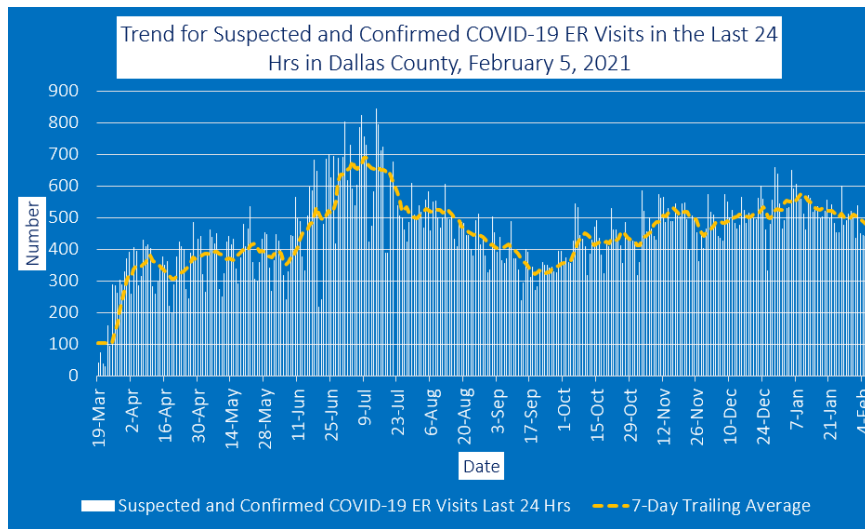
CDC Week	Week Ending	Total Confirmed and Probable Cases	Total School-Aged Cases (5 to 17 years)	Daily Average New Confirmed and Probable Cases*	Daily Average New Confirmed and Probable Deaths**	Percentage of Tests Positive for SARS-CoV-2***
25	6/20/2020	5,853	472	836	5	26.9%
26	6/27/2020	8,614	646	1,231	8	30.5%
27	7/4/2020	8,944	699	1,278	9	30.0%
28	7/11/2020	9,200	864	1,314	10	26.6%
29	7/18/2020	6,612	691	945	12	21.7%
30	7/25/2020	4,540	494	649	15	19.3%
31	8/1/2020	3,374	422	482	12	15.9%
32	8/8/2020	2,856	323	408	9	14.0%
33	8/15/2020	2,166	183	309	9	13.2%
34	8/22/2020	1,770	188	253	7	11.2%
35	8/29/2020	2,217	190	317	6	10.8%
36	9/5/2020	2,091	163	299	4	10.5%
37	9/12/2020	1,888	201	270	3	9.7%
38	9/19/2020	2,255	238	322	3	11.4%
39	9/26/2020	2,504	261	358	3	10.7%
40	10/3/2020	2,654	303	379	3	10.0%
41	10/10/2020	3,590	457	513	3	11.5%
42	10/17/2020	4,487	555	641	4	14.3%
43	10/24/2020	5,277	699	754	5	15.1%
44	10/31/2020	5,409	614	773	8	15.0%
45	11/7/2020	7,713	941	1,112	8	15.3%
46	11/14/2020	10,062	1,304	1,437	12	20.3%
47	11/21/2020	10,069	1,224	1,438	10	21.2%
48	11/28/2020	8,609	907	1,230	13	21.4%
49	12/5/2020	12,226	1,707	1,747	11	25.0%
50	12/12/2020	12,402	1,685	1,772	10	23.4%
51	12/19/2020	13,104	1,652	1,872	13	26.6%
52	12/26/2020	12,156	1,343	1,737	15	27.7%
53	1/2/2021	16,069	1,889	2,296	22	31.3%
1	1/9/2021	18,639	2,499	2,663	15	31.5%
2	1/16/2021	13,346	1,874	1,907	12	27.5%
3	1/23/2021	11,354	1,625	1,622	8	25.7%
4	1/30/2021	9,537	1,382	1,362	6	24.7%

* For 7-day time period for respective CDC week by date of test collection

** For 7-day time period for respective CDC week by date of death

*** Percentage positive PCR tests in symptomatic patients presenting to area hospital emergency department reporting surveillance data





“Today we have 1,024 new positive cases to report and 10 additional deaths. With the end of this week we have seen the average number of daily new cases go down from the prior week and the number of deaths rise, making this the deadliest week thus far for the third week in a row. We have vaccinated 37,243 at Fair Park thus far. With tomorrow being the Superbowl, it is important that for this year’s celebration we limit it to the people that we live with to avoid increased spread of COVID. We must use all the tools in the toolbox to have our best chance of controlling the spread and having our best hope of keeping ourselves and our community strong until the vaccine can be more widely dispersed, and we can begin to reach herd immunity. Please register for the vaccine if you have not already. And regardless of your vaccine status, please wear your mask, avoid crowds, forgo get-togethers, and maintain 6 feet distance. It’s up to all of us to make the small sacrifices to keep our country strong at this critical time in our community and our nation’s history,” said Dallas County Judge Clay Jenkins.

All Dallas County COVID-19 Updates and Information can be found here:

<https://www.dallascounty.org/covid-19/> and all guidance documents can be found here:

<https://www.dallascounty.org/covid-19/guidance-health.php>

Specific Guidance for the Public:

- [Dallas County COVID-19 Related Health Guidance for the Public](#)
- [Dallas County Measures for Protecting An Institution's Workforce from COVID-19 Infection: Employer/Employee Guidance](#)
- [Dallas County Guidance for Individuals at High-Risk for Severe COVID-19](#)

The Centers for Disease Control and Prevention (CDC) recommends taking everyday preventive actions to help prevent the spread of respiratory diseases, including:

- Avoid close contact outside your home: Put 6 feet of distance between yourself and people who don't live in your household.
- Cover your mouth and nose with a cloth face cover when around others and continue to keep about 6 feet between yourself and others. The cloth face cover is not a substitute for social distancing.
- Stay home when you are sick, except to seek medical care
- Wash your hands often and with soap and water for at least 20 seconds and help young children to do the same. If soap and water are not available, use an alcohol-base hand sanitizer with at least 60% alcohol.
- Avoid touching your eyes, nose, and mouth with unwashed hands.
- Avoid close contact with people who are sick.
- Clean and disinfect frequently touched objects and surfaces daily using a regular household cleaning spray or wipes.
- Cover your cough or sneeze with a tissue, then throw the tissue in the trash. If you do not have a tissue, use your sleeve, not your hands. Immediately wash your hands.
- Monitor your health daily. Be alert for symptoms. Take your temperature and follow CDC guidance if symptoms develop.

Additional information is available at the following websites:

- CDC: <https://www.cdc.gov/coronavirus/2019-ncov/index.html>
- CDC Travel Information: <https://www.cdc.gov/coronavirus/2019-ncov/travelers/index.html>
- DSHS: <https://dshs.texas.gov/coronavirus/>
- DCHHS: <https://www.dallascounty.org/departments/dchhs/2019-novel-coronavirus.php>

CONTACT:

Clay Lewis Jenkins, Dallas County Judge

Clay.Jenkins@dallascounty.org

[214-653-7949](tel:214-653-7949)

###