



**FOR IMMEDIATE RELEASE**

**March 6, 2021**

**Dallas County Reports 372 New Positive 2019 Novel Coronavirus (COVID-19) Cases and 25 Deaths, Including 171 Probable Cases**

**DALLAS** -- As of 2:00 pm March 6 2021 Dallas County Health and Human Services is reporting 372 additional positive cases of 2019 novel coronavirus (COVID-19) in Dallas County, 201 confirmed cases and 171 probable cases. There is a cumulative total of 247,550 confirmed cases (PCR test). There is a cumulative total of 36,460 probable cases (antigen test). A total of 3,122 Dallas County residents have lost their lives due to COVID-19 illness.

Dallas County Health and Human Services (DCHHS) is providing initial vaccinations to those most at risk of exposure to COVID-19 and over 126,000 total doses of COVID-19 vaccine have been administered at the Fair Park mega-vaccine clinic, which started operations on Monday, January 11. The Community Vaccination Center and second doses through DCHHS at Fair Park will resume on Monday.

The additional deaths being reported today include the following:

- A woman in her 50's who was a resident of the City of Rowlett. She expired in a facility and had underlying high risk health conditions.
- A woman in her 60's who was a resident of the City of Garland. She had been critically ill in an area hospital and had underlying high risk health conditions.
- A man in his 60's who was a resident of the City of Dallas. He had been hospitalized and had underlying high risk health conditions.
- A man in his 60's who was a resident of the City of Irving. He had been critically ill in an area hospital and had underlying high risk health conditions.
- A man in his 60's who was a resident of the City of Dallas. He had been critically ill in an area hospital and had underlying high risk health conditions.
- A woman in her 60's who was a resident of the City of Dallas. She expired at home and had underlying high risk health conditions.
- A man in his 60's who was a resident of the City of Richardson. He had been critically ill in an area hospital and had underlying high risk health conditions.
- A man in his 60's who was a resident of the City of Dallas. He had been critically ill in an area hospital.
- A man in his 60's who was a resident of the City of Grand Prairie. He expired at home and did not have underlying high risk health conditions.
- A man in his 60's who was a resident of the City of Dallas. He had been critically ill in an area hospital.
- A man in his 70's who was a resident of the City of Desoto. He had been critically ill in an area hospital and had underlying high risk health conditions.
- A woman in her 70's who was a resident of the City of Dallas. She had been critically ill in an area hospital and had underlying high risk health conditions.
- A woman in her 70's who was a resident of the City of Dallas. She had been hospitalized and had underlying high risk health conditions.

- A man in his 80’s who was a resident of the City of Dallas. He had been hospitalized and had underlying high risk health conditions.
- A woman in her 80’s who was a resident of a long-term care facility in the City of Dallas. She expired in the facility and had underlying high risk health conditions.
- A woman in her 80’s who was a resident of the City of Rowlett. She had been critically ill in an area hospital and had underlying high risk health conditions.
- A man in his 80’s who was a resident of the City of Dallas. He expired at home and had underlying high risk health conditions.
- A woman in her 80’s who was a resident of the City of Mesquite. She expired in an area hospital Emergency Department and had underlying high risk health conditions.
- A woman in her 80’s who was a resident of the City of Mesquite. She had been critically ill in an area hospital and had underlying high risk health conditions.
- A woman in her 80’s who was a resident of the City of Irving. She had been critically ill in an area hospital and had underlying high risk health conditions.
- A man in his 80’s who was a resident of the City of Irving. He had been hospitalized and had underlying high risk health conditions.
- A woman in her 80’s who was a resident of the City of Dallas. She had been hospitalized and had underlying high risk health conditions.
- A woman in her 90’s who was a resident of a long-term care facility in the City of Garland. She had been hospitalized and had underlying high risk health conditions.
- A woman in her 90’s who was a resident of a long-term care facility in the City of Dallas. She expired in the facility and had underlying high risk health conditions.
- A woman in her 90’s who was a resident of a long-term care facility in the City of Dallas. She had been hospitalized and had underlying high risk health conditions.

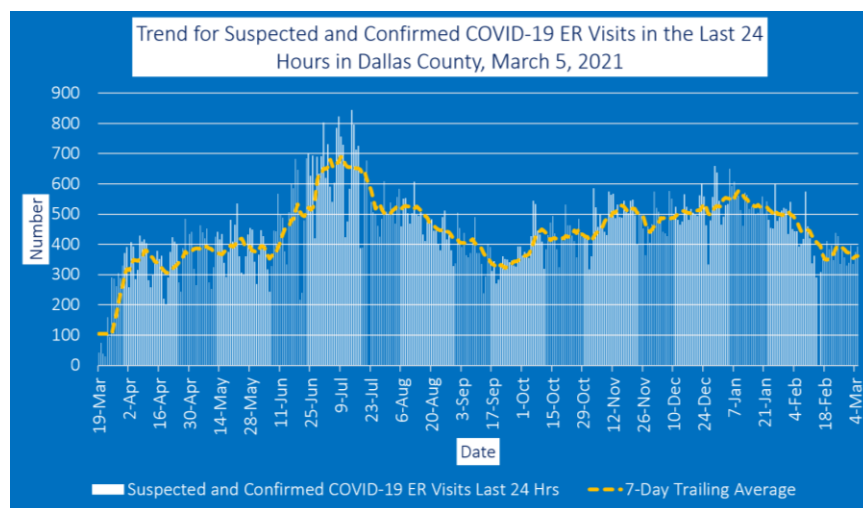
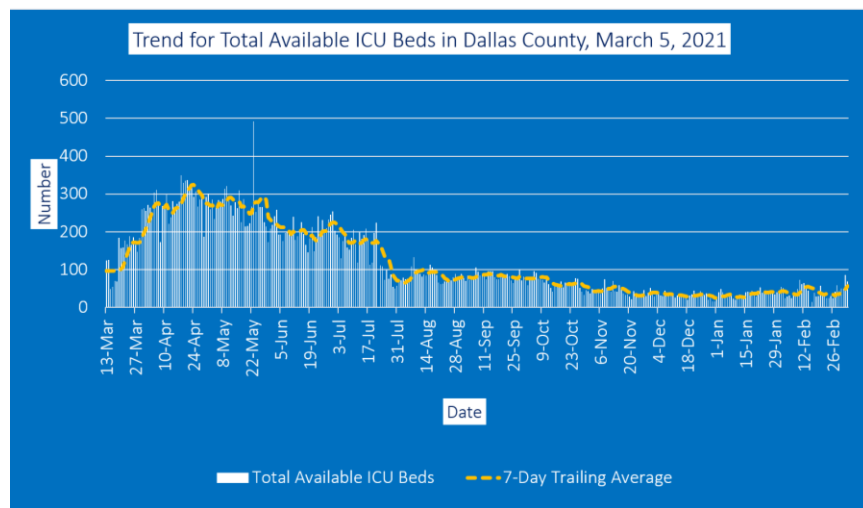
Nine cases of the SARS-CoV-2 variant B.1.1.7 have been identified in residents of Dallas County. One was hospitalized and five had history of recent domestic travel outside of Texas. Of the five newly reported cases this week, 2 are residents of the City of Dallas, 2 are residents of the City of Garland and 1 is a resident of the City of Sachse. The provisional seven-day average of daily new confirmed and probable cases (by date of test collection) for CDC week 8 was **452**, which is a rate of **17.2** daily new cases per 100,000 residents. The percentage of respiratory specimens testing positive for SARS-CoV-2 remains high, with **12.1%** of symptomatic patients presenting to area hospitals testing positive in week 8 (week ending 2/27/21).

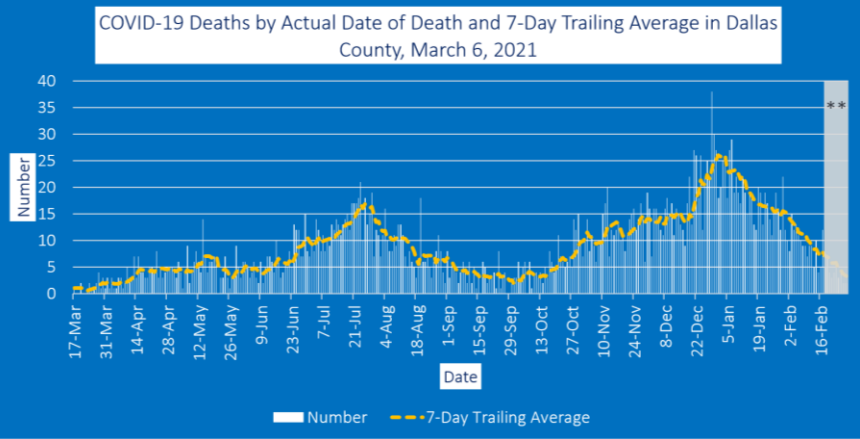
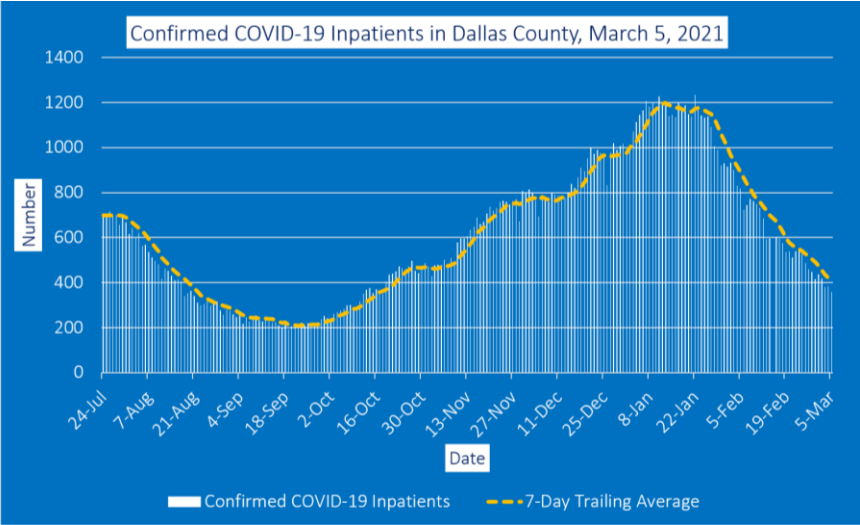
During the past 30 days, there were 2,668 COVID-19 cases in school-aged children and staff reported from 553 separate K-12 schools in Dallas County. An additional death of a teacher’s assistant in a Dallas County K-12 school from COVID-19 was confirmed this past week. A total of 466 children in Dallas County under 18 years of age have been hospitalized since the beginning of the pandemic, including 37 patients diagnosed with Multisystem Inflammatory Syndrome in children (MIS-C). Over 80% of reported MIS-C cases in Dallas have occurred in children who are Hispanic or Latino or Black.

There are currently 52 active long-term care facility outbreaks. A cumulative total of 4,221 residents and 2,331 healthcare workers in long-term facilities in Dallas have been diagnosed with COVID-19. Of these, 967 have been hospitalized and 624 have died. About 22% of all deaths reported to date have been associated with long-term care facilities. Ten outbreaks of COVID-19 in congregate-living facilities (e.g. homeless shelters, group homes, and halfway homes) have been reported in the past 30 days. A cumulative total of 399 residents and 199 staff members in congregate-living facilities in Dallas have been diagnosed with COVID-19.

Of all confirmed cases requiring hospitalization to date, more than two-thirds have been under 65 years of age. Diabetes has been an underlying high-risk health condition reported in about a third of all hospitalized patients with COVID-19. New cases are being reported as a daily aggregate, with more detailed summary reports updated Tuesday and Friday evenings are available at: <https://www.dallascounty.org/departments/dchhs/2019-novel-coronavirus/daily-updates.php>.

Local health experts use hospitalizations, ICU admissions, and ER visits as three of the key indicators in determining the COVID-19 Risk Level (color-coded risk) and corresponding guidelines for activities during our COVID-19 response. There were 358 COVID-19 patients in acute care in Dallas County for the period ending on Friday, March 5. The number of emergency room visits for COVID-19 like symptoms in Dallas County was 394 for the same time-period, which represents around 16 percent of all emergency department visits in the county according to information reported to the North Central Texas Trauma Regional Advisory Council. While these numbers have declined substantially since peak highs after the winter holidays, these numbers still represent a substantial impact on our health care facilities, most of which have been stretched due to COVID for close to a year. We remain concerned for additional waves due to a potential rise in variants and because community spread remains high creating an environment for cases to reignite. We encourage everyone to follow public health guidance, continue masking and avoid crowded and non-essential indoor settings. Updated UTSW forecasting indicates hospitalizations between 200-380 by March 16th and daily case counts of around 700. They also predict an increasing number of patients in the ICU illustrating the ongoing severity of this disease. You can find additional information on risk-level monitoring data [here](#).





**Summary of weekly COVID-19 confirmed and probable cases, deaths, and percentage positive laboratory tests, Dallas County (CDC Weeks 25 - 8)**

| CDC Week | Week Ending | Total Confirmed and Probable Cases | Total School-Aged Cases (5 to 17 years) | Daily Average New Confirmed and Probable Cases* | Daily Average New Confirmed and Probable Deaths** | Percentage of Tests Positive for SARS-CoV-2*** |
|----------|-------------|------------------------------------|-----------------------------------------|-------------------------------------------------|---------------------------------------------------|------------------------------------------------|
| 25       | 6/20/2020   | 5,818                              | 471                                     | 831                                             | 6                                                 | 26.9%                                          |
| 26       | 6/27/2020   | 8,549                              | 642                                     | 1221                                            | 9                                                 | 30.5%                                          |
| 27       | 7/4/2020    | 8,889                              | 695                                     | 1270                                            | 10                                                | 30.0%                                          |
| 28       | 7/11/2020   | 9,141                              | 861                                     | 1306                                            | 10                                                | 26.6%                                          |
| 29       | 7/18/2020   | 6,552                              | 687                                     | 936                                             | 13                                                | 21.7%                                          |
| 30       | 7/25/2020   | 4,524                              | 493                                     | 646                                             | 16                                                | 19.3%                                          |
| 31       | 8/1/2020    | 3,358                              | 422                                     | 480                                             | 14                                                | 15.9%                                          |
| 32       | 8/8/2020    | 2,843                              | 323                                     | 406                                             | 10                                                | 14.0%                                          |
| 33       | 8/15/2020   | 2,160                              | 183                                     | 309                                             | 9                                                 | 13.2%                                          |
| 34       | 8/22/2020   | 1,762                              | 188                                     | 252                                             | 7                                                 | 11.2%                                          |
| 35       | 8/29/2020   | 2,203                              | 186                                     | 315                                             | 7                                                 | 10.8%                                          |
| 36       | 9/5/2020    | 2,086                              | 162                                     | 298                                             | 5                                                 | 10.5%                                          |
| 37       | 9/12/2020   | 1,881                              | 200                                     | 269                                             | 4                                                 | 9.7%                                           |
| 38       | 9/19/2020   | 2,248                              | 238                                     | 321                                             | 4                                                 | 11.4%                                          |
| 39       | 9/26/2020   | 2,491                              | 262                                     | 356                                             | 3                                                 | 10.7%                                          |
| 40       | 10/3/2020   | 2,711                              | 307                                     | 387                                             | 3                                                 | 10.0%                                          |
| 41       | 10/10/2020  | 3,655                              | 458                                     | 522                                             | 4                                                 | 11.5%                                          |
| 42       | 10/17/2020  | 4,497                              | 556                                     | 642                                             | 4                                                 | 14.3%                                          |
| 43       | 10/24/2020  | 5,355                              | 698                                     | 765                                             | 6                                                 | 15.1%                                          |
| 44       | 10/31/2020  | 5,432                              | 616                                     | 776                                             | 10                                                | 15.0%                                          |
| 45       | 11/7/2020   | 7,753                              | 944                                     | 1,108                                           | 9                                                 | 15.3%                                          |
| 46       | 11/14/2020  | 10,105                             | 1,304                                   | 1,444                                           | 13                                                | 20.3%                                          |
| 47       | 11/21/2020  | 10,126                             | 1,225                                   | 1,447                                           | 12                                                | 21.2%                                          |
| 48       | 11/28/2020  | 8,654                              | 910                                     | 1,236                                           | 15                                                | 21.4%                                          |
| 49       | 12/5/2020   | 12,256                             | 1,710                                   | 1,751                                           | 14                                                | 25.0%                                          |
| 50       | 12/12/2020  | 12,464                             | 1,690                                   | 1,781                                           | 14                                                | 23.4%                                          |
| 51       | 12/19/2020  | 13,282                             | 1,667                                   | 1,897                                           | 15                                                | 26.6%                                          |
| 52       | 12/26/2020  | 12,357                             | 1,349                                   | 1,765                                           | 21                                                | 27.7%                                          |
| 53       | 1/2/2021    | 16,292                             | 1,896                                   | 2,327                                           | 27                                                | 31.3%                                          |
| 1        | 1/9/2021    | 19,016                             | 2,517                                   | 2,717                                           | 24                                                | 31.5%                                          |
| 2        | 1/16/2021   | 13,710                             | 1,906                                   | 1,959                                           | 19                                                | 27.5%                                          |
| 3        | 1/23/2021   | 11,704                             | 1,659                                   | 1,672                                           | 16                                                | 25.7%                                          |
| 4        | 1/30/2021   | 10,088                             | 1,468                                   | 1,441                                           | 15                                                | 24.7%                                          |
| 5        | 2/6/2021    | 7,470                              | 1,098                                   | 1,067                                           | 10                                                | 21.1%                                          |
| 6        | 2/13/2021   | 4,732                              | 570                                     | 676                                             | 8                                                 | 19.7%                                          |
| 7        | 2/20/2021   | 1,672                              | 115                                     | 249                                             | 7                                                 | 16.0%                                          |
| 8        | 2/27/2021   | 3,163                              | 446                                     | 452                                             | 3                                                 | 12.1%                                          |

\* For 7-day time period for respective CDC week by date of test collection

\*\* For 7-day time period for respective CDC week by date of death

\*\*\* Percentage positive PCR tests in symptomatic patients presenting to area hospital emergency department reporting surveillance data

“Today we report 25 additional deaths and 372 new cases. This is our fifth deadliest week yet of the COVID pandemic, and with the case numbers declining, I’m hopeful that the deaths will be going down soon. We are seeing good trends in our COVID hospitalizations and ICU numbers as more and more people become vaccinated and residents continue to practice good COVID safety and benefit from being able to gather outdoors in warmer weather.

We are working with school districts and the State to get the vaccines needed to vaccinate teachers and continuing to seek the vaccine that the State continues to divert from residents patiently waiting on the Dallas County vaccine registration list.

We all have a role to play and your role is to register in as many places as you’re willing to drive and get vaccinated as soon as you’re eligible. Continue practicing the proven fact-based practices that have kept us safer since before we had a vaccine: frequent hand washing, six-foot distancing from others, wearing your mask, avoiding crowds, and forgoing get-togethers unless all parties at the get-together are fully vaccinated and have let sufficient time lapse to reach full efficacy of the vaccine they received. If we all do our part, we can reach herd immunity this summer and get to a new normal that promotes public health and strengthens our economy,” said Dallas County Judge Clay Jenkins.

**All Dallas County COVID-19 Updates and Information can be found here:**

<https://www.dallascounty.org/covid-19/> and all guidance documents can be found here:

<https://www.dallascounty.org/covid-19/guidance-health.php>

**Specific Guidance for the Public:**

- [Dallas County COVID-19 Related Health Guidance for the Public](#)
- [Dallas County Measures for Protecting An Institution's Workforce from COVID-19 Infection: Employer/Employee Guidance](#)
- [Dallas County Guidance for Individuals at High-Risk for Severe COVID-19](#)

The Centers for Disease Control and Prevention (CDC) recommends taking everyday preventive actions to help prevent the spread of respiratory diseases, including:

- Avoid close contact outside your home: Put 6 feet of distance between yourself and people who don't live in your household.
- Cover your mouth and nose with a cloth face cover when around others and continue to keep about 6 feet between yourself and others. The cloth face cover is not a substitute for social distancing.
- Stay home when you are sick, except to seek medical care
- Wash your hands often and with soap and water for at least 20 seconds and help young children to do the same. If soap and water are not available, use an alcohol-base hand sanitizer with at least 60% alcohol.
- Avoid touching your eyes, nose, and mouth with unwashed hands.
- Avoid close contact with people who are sick.
- Clean and disinfect frequently touched objects and surfaces daily using a regular household cleaning spray or wipes.
- Cover your cough or sneeze with a tissue, then throw the tissue in the trash. If you do not have a tissue, use your sleeve, not your hands. Immediately wash your hands.
- Monitor your health daily. Be alert for symptoms. Take your temperature and follow CDC guidance if symptoms develop.

Additional information is available at the following websites:

- CDC: <https://www.cdc.gov/coronavirus/2019-ncov/index.html>
- CDC Travel Information: <https://www.cdc.gov/coronavirus/2019-ncov/travelers/index.html>
- DSHS: <https://dshs.texas.gov/coronavirus/>
- DCHHS: <https://www.dallascounty.org/departments/dchhs/2019-novel-coronavirus.php>

**CONTACT:**

Clay Lewis Jenkins, Dallas County Judge  
[Clay.Jenkins@dallascounty.org](mailto:Clay.Jenkins@dallascounty.org)  
[214-653-7949](tel:214-653-7949)

###