



FOR IMMEDIATE RELEASE

March 27, 2021

Dallas County Reports 312 New Positive 2019 Novel Coronavirus (COVID-19) Cases and 16 Deaths, Including 213 Probable Cases

DALLAS -- As of 12:00 pm March 27, 2021 Dallas County Health and Human Services is reporting 312 additional positive cases of 2019 novel coronavirus (COVID-19) in Dallas County, 99 confirmed cases and 213 probable cases. There is a cumulative total of 251,502 confirmed cases (PCR test). There is a cumulative total of 38,606 probable cases (antigen test). A total of 3,485 Dallas County residents have lost their lives due to COVID-19 illness.

Dallas County Health and Human Services (DCHHS) is providing initial vaccinations to those most at risk of exposure to COVID-19 and over 235,000 total doses of COVID-19 vaccine have been administered at the Fair Park mega-vaccine clinic, which started operations on Monday, January 11. Vaccine operations for both first and second doses at Fair Park will continue through Friday. The Fair Park site will reopen on Sunday for first and second doses.

The additional deaths being reported today include the following:

- A man in his 30's who was a resident of the City of Dallas. He expired at home and had underlying high risk health conditions.
- A man in his 50's who was a resident of the City of Desoto. He had been hospitalized and had underlying high risk health conditions.
- A man in his 60's who was a resident of the City of Dallas. He had been critically ill in an area hospital and had underlying high risk health conditions.
- A woman in her 60's who was a resident of a long-term care facility in the City of Lancaster. She had been critically ill in an area hospital and had underlying high risk health conditions.
- A man in his 60's who was a resident of the City of Garland. He had been critically ill in an area hospital and had underlying high risk health conditions.
- A man in his 70's who was a resident of the City of Garland. He expired in an area hospital ED.
- A man in his 70's who was a resident of the City of Farmers Branch. He had been critically ill in an area hospital and had underlying high risk health conditions.
- A man in his 70's who was a resident of the City of Hutchins. He expired at home and had underlying high risk health conditions.
- A woman in her 70's who was a resident of the City of Dallas. She had been critically ill in an area hospital and had underlying high risk health conditions.
- A woman in her 80's who was a resident of the City of Seagoville. She had been critically ill in an area hospital and had underlying high risk health conditions.
- A man in his 80's who was a resident of a long-term care facility in the City Duncanville. He had been hospitalized and had underlying high risk health conditions.
- A man in his 80's who was a resident of the City of Dallas. He expired at home and had underlying high risk health conditions.

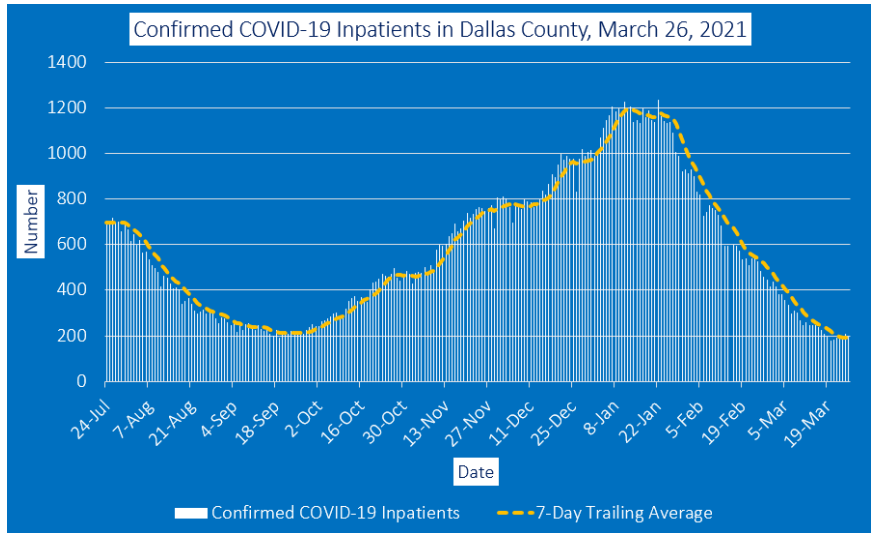
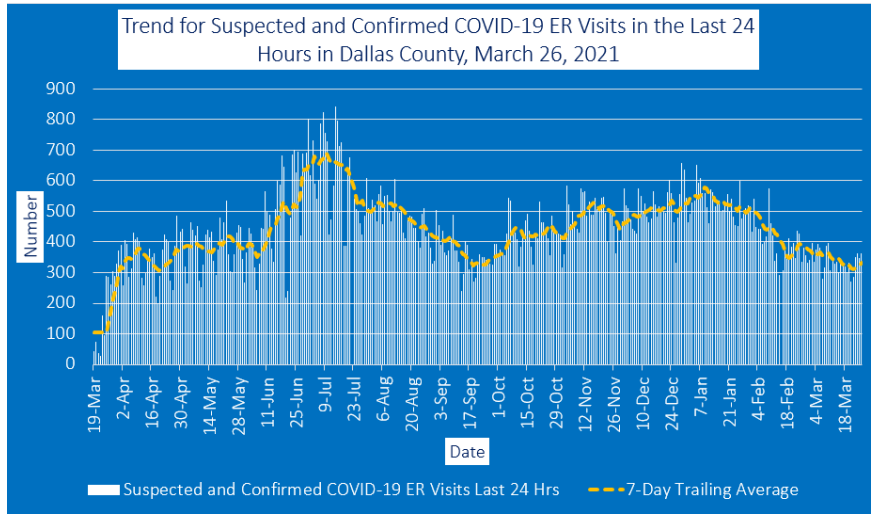
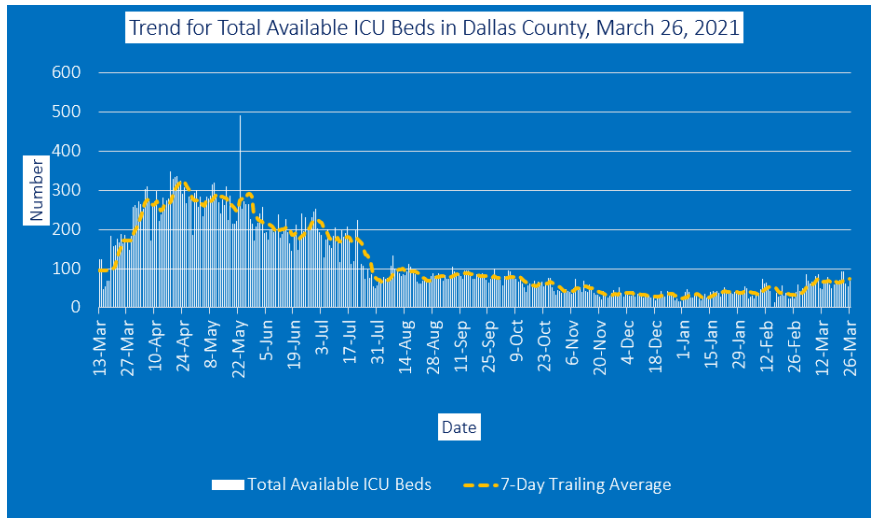
- A man in his 80’s who was a resident of the City of Garland. He had been hospitalized and had underlying high risk health conditions.
- A man in his 90’s who was a resident of the City of Dallas. He expired in hospice care and had underlying high risk health conditions.
- A woman in her 90’s who was a resident of a long-term care facility in the City of Dallas. She expired in hospice care and had underlying high risk health conditions.
- A woman in her 90’s who was a resident of the City of Garland. She expired in an area hospital ED and had underlying high risk health conditions.

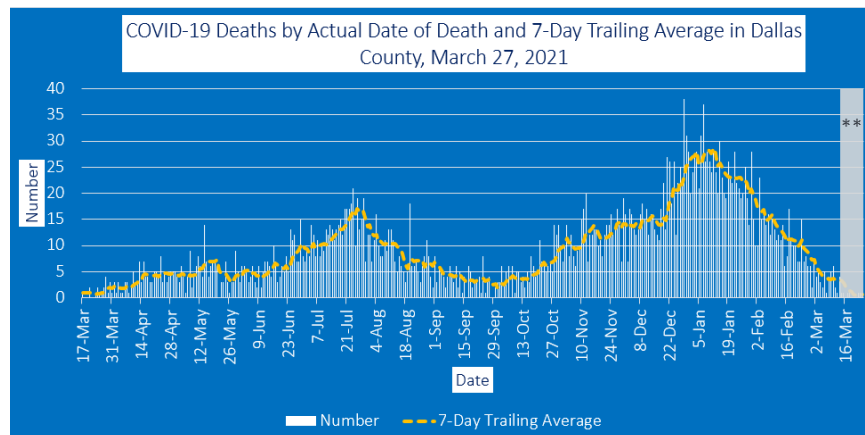
To date, a total of 19 cases of the SARS-CoV-2 variant B.1.1.7; two cases of B.1.429 variants; and one case of a B.1.526 variant have been identified in residents of Dallas County. Two have been hospitalized and five had history of recent domestic travel outside of Texas. One case of B.1.1.7 is a likely instance of reinfection with COVID-19, occurring over 6 months after an initial PCR-confirmed infection. The provisional seven-day average of daily new confirmed and probable cases (by date of test collection) for CDC week 11 was **157**, which is a rate of **6.0** daily new cases per 100,000 residents. The percentage of respiratory specimens testing positive for SARS-CoV-2 remains high, and with **7.8%** of symptomatic patients presenting to area hospitals testing positive in week 11 (week ending 3/20/21).

An outbreak of over 50 cases of COVID-19 has been reported this past week among high school students who attended a dance and dinner on March 13th. During the past 30 days, there were 1,351 COVID-19 cases in school-aged children and staff reported from 415 separate K-12 schools in Dallas County. There are currently 27 active long-term care facility outbreaks. A cumulative total of 4,276 residents and 2,375 healthcare workers in long-term facilities in Dallas have been diagnosed with COVID-19. Of these, 1,010 have been hospitalized and 678 have died. About 22% of all deaths reported to date have been associated with long-term care facilities. Thirteen outbreaks of COVID-19 in congregate-living facilities (e.g. homeless shelters, group homes, and halfway homes) have been reported in the past 30 days. A cumulative total of 432 residents and 207 staff members in congregate-living facilities in Dallas have been diagnosed with COVID-19.

Of all confirmed cases requiring hospitalization to date, more than two-thirds have been under 65 years of age. Diabetes has been an underlying high-risk health condition reported in about a third of all hospitalized patients with COVID-19. New cases are being reported as a daily aggregate, with more detailed summary reports updated Tuesday and Friday evenings are available at: <https://www.dallascounty.org/departments/dchhs/2019-novel-coronavirus/daily-updates.php>.

Local health experts use hospitalizations, ICU admissions, and ER visits as three of the key indicators as part of determining the COVID-19 Risk Level (color-coded risk) and corresponding guidelines for activities during our COVID-19 response. There were 196 COVID-19 patients in acute care in Dallas County for the period ending on March 26. The number of emergency room visits for COVID-19 like symptoms in Dallas County was 364 for the same time-period, which represents around 14 percent of all emergency department visits in the county according to information reported to the North Central Texas Trauma Regional Advisory Council. Please be mindful of following CDC travel guidance (<https://www.cdc.gov/coronavirus/2019-ncov/travelers/travel-during-covid19.html>) if you’ve recently returned from a trip. We remain concerned for additional waves due to a potential rise in variants and because community spread remains high creating an environment for cases to reignite, especially if compliance with personal actions such as masking and distancing decline. We encourage everyone to follow public health guidance, continue masking and avoid crowded and non-essential indoor settings. UTSW forecasting reflects a leveling within their model with hospitalizations between 140-270 and daily case counts of 480 by April 8th. Modeling indicates if there are major changes to personal behaviors, such as not masking or social distancing, that we could reach or surpass previous surges in the next few months. You can find additional information on risk-level monitoring data [here](#).





Summary of weekly COVID-19 confirmed and probable cases, deaths, and percentage positive laboratory tests, Dallas County (CDC Weeks 25 - 11)

CDC Week	Week Ending	Total Confirmed and Probable Cases	Total School-Aged Cases (5 to 17 years)	Daily Average New Confirmed and Probable Cases*	Daily Average New Confirmed and Probable Deaths**	Percentage of Tests Positive for SARS-CoV-2***
25	6/20/2020	5,878	478	840	6	26.9%
26	6/27/2020	8,591	646	1,227	9	30.5%
27	7/4/2020	8,955	699	1,279	10	30.0%
28	7/11/2020	9,147	858	1,307	10	26.6%
29	7/18/2020	6,545	684	935	13	21.7%
30	7/25/2020	4,527	496	647	16	19.3%
31	8/1/2020	3,343	422	478	14	15.9%
32	8/8/2020	2,849	322	407	10	14.0%
33	8/15/2020	2,160	184	309	9	13.2%
34	8/22/2020	1,762	190	252	7	11.2%
35	8/29/2020	2,205	185	315	7	10.8%
36	9/5/2020	2,090	162	299	5	10.5%
37	9/12/2020	1,891	203	270	4	9.7%
38	9/19/2020	2,238	238	320	4	11.4%
39	9/26/2020	2,488	264	355	3	10.7%
40	10/3/2020	2,721	319	389	3	10.0%
41	10/10/2020	3,682	472	526	4	11.5%
42	10/17/2020	4,498	560	643	4	14.3%
43	10/24/2020	5,357	694	765	6	15.1%
44	10/31/2020	5,356	608	765	10	15.0%
45	11/7/2020	7,921	989	1,132	9	15.3%
46	11/14/2020	10,171	1,374	1,453	13	20.3%
47	11/21/2020	10,218	1,268	1,460	12	21.2%
48	11/28/2020	8,754	939	1,251	15	21.4%
49	12/5/2020	12,327	1,759	1,761	14	25.0%
50	12/12/2020	12,502	1,734	1,786	15	23.4%
51	12/19/2020	13,312	1,683	1,902	16	26.6%
52	12/26/2020	12,517	1,367	1,788	21	27.7%
53	1/2/2021	16,344	1,932	2,335	28	31.3%
1	1/9/2021	19,158	2,559	2,737	28	31.5%
2	1/16/2021	13,904	1,959	1,986	24	27.6%
3	1/23/2021	11,852	1,701	1,693	23	25.6%
4	1/30/2021	10,187	1,516	1,455	21	24.2%
5	2/6/2021	7,627	1,156	1,090	15	20.2%
6	2/13/2021	4,827	599	690	13	19.6%
7	2/20/2021	1,699	121	243	11	15.5%
8	2/27/2021	3,270	457	467	8	12.1%
9	3/6/2021	2,086	272	298	4	9.7%
10	3/13/2021	1,880	252	269	3	7.1%
11	3/20/2021	1,096	166	157	1	7.8%

* For 7-day time period for respective CDC week by date of test collection

** For 7-day time period for respective CDC week by date of death

*** Percentage positive PCR tests in symptomatic patients presenting to area hospital emergency department reporting surveillance data

“Today we report an additional 312 new COVID positive cases, 99 of which are PCR tests, which Texas confirms as confirmed, and 213 antigen tests, which Texas reports as probable. We report an additional 16 deaths today, bringing our total of deaths for the week up to 101 deaths, our twelfth highest death toll of the epidemic, and an increase from last week. The average number of reported cases this week was 315, an increase from last week’s average of 310. Tonight begins Passover, a time of reflection and thanks-giving for many in our community, as we reflect on the last year and the year ahead. I am filled with gratitude for all of you, for your resilience, kindness, and grace towards one another. We must continue our small sacrifices of patriotism to

win the battle against COVID. For a long time now, that has included washing your hands, wearing a mask, avoiding crowds, and maintaining distance. Now of equal importance is to register for vaccine at as many places as you're willing to drive, and to get vaccinated as soon as you're able. For those who have been fortunate enough to be vaccinated already, please encourage those who are hesitant in our community and help those who have trouble signing up. If we all work together, we can reach a form of herd immunity this summer and increase freedom and economic vibrancy here in North Texas,” said Dallas County Judge Clay Jenkins.

All Dallas County COVID-19 Updates and Information can be found here: <https://www.dallascounty.org/covid-19/> and all guidance documents can be found here: <https://www.dallascounty.org/covid-19/guidance-health.php>

Specific Guidance for the Public:

- [Dallas County COVID-19 Related Health Guidance for the Public](#)
- [Dallas County Measures for Protecting An Institution’s Workforce from COVID-19 Infection: Employer/Employee Guidance](#)
- [Dallas County Guidance for Individuals at High-Risk for Severe COVID-19](#)

The Centers for Disease Control and Prevention (CDC) recommends taking everyday preventive actions to help prevent the spread of respiratory diseases, including:

- Avoid close contact outside your home: Put 6 feet of distance between yourself and people who don’t live in your household.
- Cover your mouth and nose with a cloth face cover when around others and continue to keep about 6 feet between yourself and others. The cloth face cover is not a substitute for social distancing.
- Stay home when you are sick, except to seek medical care
- Wash your hands often and with soap and water for at least 20 seconds and help young children to do the same. If soap and water are not available, use an alcohol-base hand sanitizer with at least 60% alcohol.
- Avoid touching your eyes, nose, and mouth with unwashed hands.
- Avoid close contact with people who are sick.
- Clean and disinfect frequently touched objects and surfaces daily using a regular household cleaning spray or wipes.
- Cover your cough or sneeze with a tissue, then throw the tissue in the trash. If you do not have a tissue, use your sleeve, not your hands. Immediately wash your hands.
- Monitor your health daily. Be alert for symptoms. Take your temperature and follow CDC guidance if symptoms develop.

Additional information is available at the following websites:

- CDC: <https://www.cdc.gov/coronavirus/2019-ncov/index.html>
- CDC Travel Information: <https://www.cdc.gov/coronavirus/2019-ncov/travelers/index.html>
- DSHS: <https://dshs.texas.gov/coronavirus/>
- DCHHS: <https://www.dallascounty.org/departments/dchhs/2019-novel-coronavirus.php>

CONTACT:

Clay Lewis Jenkins, Dallas County Judge
Clay.Jenkins@dallascounty.org
[214-653-7949](tel:214-653-7949)

###