



## FOR IMMEDIATE RELEASE

May 15, 2021

### **Dallas County Reports 110 New Positive 2019 Novel Coronavirus (COVID-19) Cases and 6 Deaths, Including 27 Probable Cases**

**DALLAS** -- As of 2:00 pm May 15, 2021 Dallas County Health and Human Services is reporting 110 additional positive cases of 2019 novel coronavirus (COVID-19) in Dallas County, 83 confirmed cases and 27 probable cases. There is a cumulative total of 259,286 confirmed cases (PCR test). There is a cumulative total of 42,142 probable cases (antigen test). A total of 3,978 Dallas County residents have lost their lives due to COVID-19 illness.

Dallas County Health and Human Services (DCHHS) is providing initial vaccinations to those most at risk of exposure to COVID-19 and over 467,000 total doses of COVID-19 vaccine have been administered at the Fair Park mega-vaccine clinic, which started operations on Monday, January 11. Vaccine operations for both first and second doses at Fair Park are open today until 5pm.

The additional deaths being reported today include the following:

- A man in his 60's who was a resident of the City of Garland. He had been critically ill in an area hospital and had underlying high risk health conditions.
- A woman in her 70's who was a resident of the City of Grand Prairie. She expired at home and had underlying high risk health conditions.
- A man in his 70's who was a resident of the City of Dallas. He had been hospitalized and did not have underlying high risk health conditions.
- A woman in her 80's who was a resident of a long-term care facility in the City of Irving. She expired in the facility and had underlying high risk health conditions.
- A man in his 90's who was a resident of the City of Carrollton. He expired at home and did not have underlying high risk health conditions.
- A woman in her 90's who was a resident of a long-term care facility in the City of Mesquite. She expired in a facility and had underlying high risk health conditions.

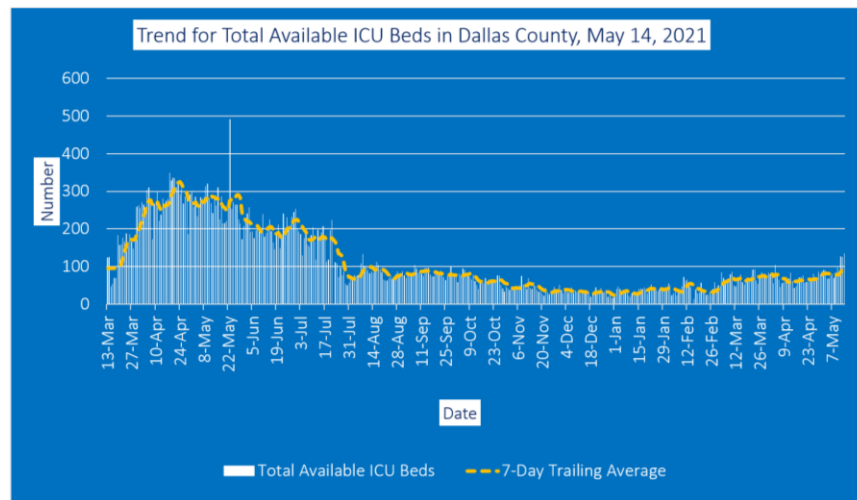
One death reported today was of a person who received two doses of a COVID-19 vaccine but had several underlying high risk health conditions. To date, a total of 81 cases with SARS-CoV-2 variants of concern have been identified in residents of Dallas County, including: 69 cases of variant B.1.1.7; seven B.1.429 variants; two B.1.526 variants; two P.1 variants; and one P.2 variant. Five have been hospitalized with 3 requiring intensive care unit admission, and one has died. Seven had history of recent domestic travel outside of Texas. One case of B.1.1.7 is a likely instance of reinfection with COVID-19, occurring over 6 months after an initial PCR-confirmed infection. The provisional seven-day average of daily new confirmed and probable cases (by date of test collection) for CDC week 18 was **178**, which is a rate of **6.8** daily new cases per 100,000 residents. Over the past 2 weeks, rates of new COVID-19 diagnoses in Cedar Hill, Coppell, and Seagoville have been more than 50% higher than county-wide case rates. Rates of new COVID-19 diagnoses in Balch Springs, DeSoto, Mesquite and Rowlett have been 30% higher than county-wide case rates. Of symptomatic patients presenting to area hospitals in week 18 (week ending 5/8/21), **7.9%** of respiratory specimens tested positive SARS-CoV-2.

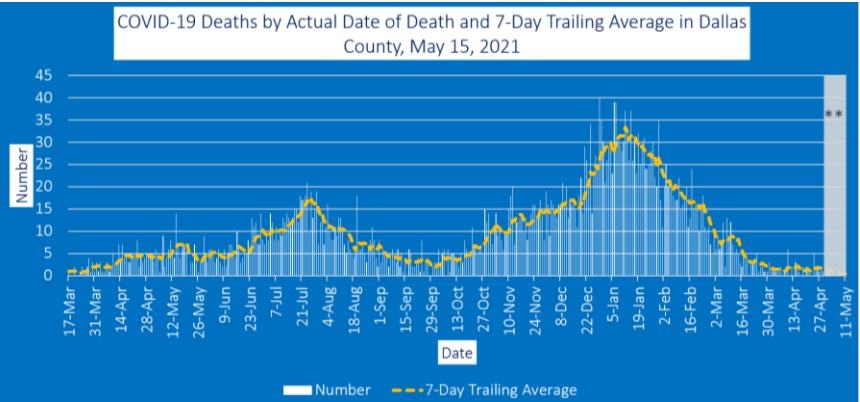
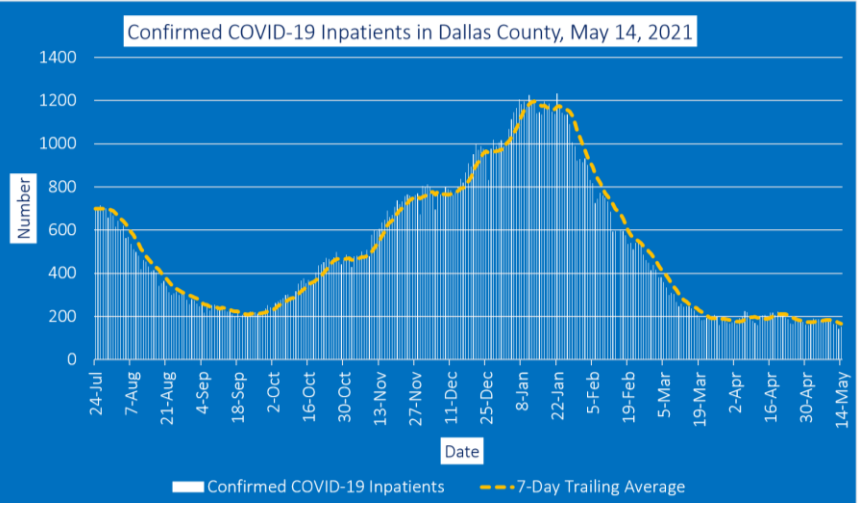
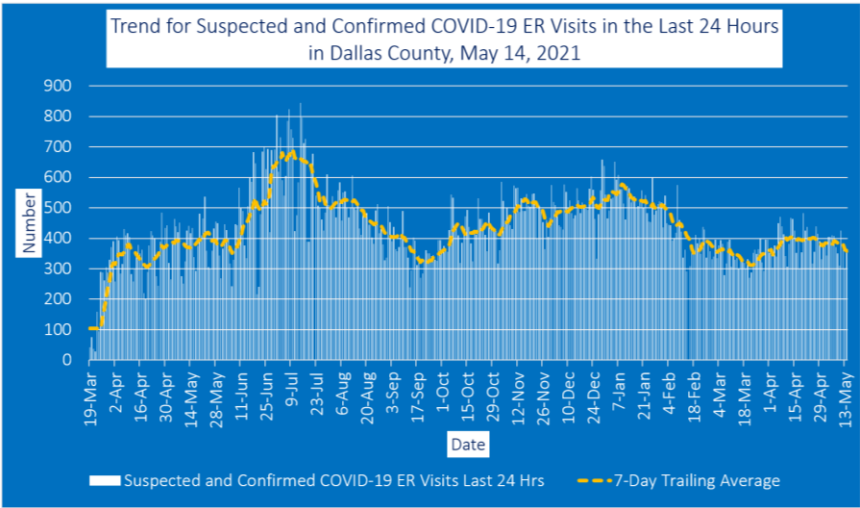
During the past 30 days, there were 1,106 COVID-19 cases in school-aged children and staff reported from 417 separate K-12 schools in Dallas County. During the months of April and May, 20% of all COVID-19 cases diagnosed in Dallas County were in children under the age of 18 years—the highest proportion in this age group since the beginning of the pandemic. To date, 67 children have been hospitalized with diagnoses of multisystem inflammatory syndrome (MIS-C), a rare but serious complication associated with COVID-19 infection.

In Dallas County, 506 cases of COVID-19 breakthrough COVID-19 infections in fully vaccinated individuals have been confirmed to date, of which 82 were hospitalized, and 7 have died. There are currently 31 active long-term care facility outbreaks. A cumulative total of 4,372 residents and 2,462 healthcare workers in long-term facilities in Dallas have been diagnosed with COVID-19. Of these, 1,090 have been hospitalized and 777 have died. About 20% of all deaths reported to date have been associated with long-term care facilities. Ten outbreaks of COVID-19 in congregate-living facilities (e.g. homeless shelters, group homes, and halfway homes) have been reported in the past 30 days. A cumulative total of 621 residents and 223 staff members in congregate-living facilities in Dallas have been diagnosed with COVID-19.

Of all confirmed cases requiring hospitalization to date, more than two-thirds have been under 65 years of age. Diabetes has been an underlying high-risk health condition reported in about a third of all hospitalized patients with COVID-19. New cases are being reported as a daily aggregate, with more detailed summary reports updated Tuesday and Friday evenings, available at: <https://www.dallascounty.org/departments/dchhs/2019-novel-coronavirus/daily-updates.php>.

Local health experts use hospitalizations, ICU admissions, and ER visits as three of the key indicators as part of determining the COVID-19 Risk Level (color-coded risk) and corresponding guidelines for activities during our COVID-19 response. The most recent COVID-19 hospitalization data for Dallas County, as reported to the North Central Texas Trauma Regional Advisory Council, can be found at [www.dallascounty.org/covid-19](http://www.dallascounty.org/covid-19) under “Monitoring Data,” and is updated regularly. This data includes information on the total available ICU beds, suspected and confirmed COVID-19 ER visits in the last 24 hours, confirmed COVID-19 inpatients, and COVID-19 deaths by actual date of death. The most recent forecasting from UTSW can be found [here](#).





## Summary of weekly COVID-19 confirmed and probable cases, deaths, and percentage positive laboratory tests, Dallas County (CDC Weeks 25 - 18)

CDC Week	Week Ending	Total Confirmed and Probable Cases	Total School-Aged Cases (5 to 17 years)	Daily Average New Confirmed and Probable Cases*	Daily Average New Confirmed and Probable Deaths**	Percentage of Tests Positive for SARS-CoV-2***
25	6/20/2020	5,893	481	842	6	26.9%
26	6/27/2020	8,626	649	1,232	9	30.5%
27	7/4/2020	8,973	707	1,282	10	30.0%
28	7/11/2020	9,160	854	1,309	10	26.6%
29	7/18/2020	6,544	686	935	13	21.7%
30	7/25/2020	4,534	496	648	16	19.3%
31	8/1/2020	3,343	422	478	14	15.9%
32	8/8/2020	2,863	323	409	10	14.0%
33	8/15/2020	2,163	184	309	9	13.2%
34	8/22/2020	1,758	190	251	7	11.2%
35	8/29/2020	2,198	185	314	7	10.8%
36	9/5/2020	2,088	162	298	4	10.5%
37	9/12/2020	1,891	204	270	4	9.7%
38	9/19/2020	2,247	241	321	4	11.4%
39	9/26/2020	2,482	267	355	3	10.7%
40	10/3/2020	2,738	324	391	3	10.0%
41	10/10/2020	3,702	477	529	4	11.5%
42	10/17/2020	4,516	567	645	4	14.3%
43	10/24/2020	5,388	706	770	6	15.1%
44	10/31/2020	5,412	622	773	10	15.0%
45	11/7/2020	8,088	1,008	1,155	10	15.3%
46	11/14/2020	10,190	1,379	1,456	13	20.3%
47	11/21/2020	10,246	1,269	1,464	12	21.2%
48	11/28/2020	8,793	945	1,256	16	21.4%
49	12/5/2020	12,370	1,761	1,767	14	25.0%
50	12/12/2020	12,553	1,729	1,793	16	23.4%
51	12/19/2020	13,394	1,690	1,913	17	26.6%
52	12/26/2020	12,605	1,375	1,801	23	27.7%
53	1/2/2021	16,405	1,936	2,344	30	31.3%
1	1/9/2021	19,205	2,573	2,744	32	31.5%
2	1/16/2021	13,956	1,965	1,994	31	27.6%
3	1/23/2021	11,936	1,708	1,705	28	25.6%
4	1/30/2021	10,333	1,521	1,476	27	24.2%
5	2/6/2021	7,777	1,180	1,111	20	20.2%
6	2/13/2021	4,969	612	710	18	19.6%
7	2/20/2021	1,793	126	256	17	15.5%
8	2/27/2021	3,337	471	477	12	12.1%
9	3/6/2021	2,149	277	307	8	9.7%
10	3/13/2021	1,944	258	278	8	7.1%
11	3/20/2021	1,491	208	213	3	7.8%
12	3/27/2021	1,561	222	223	3	7.6%
13	4/3/2021	1,479	238	211	2	8.3%
14	4/10/2021	1,773	289	253	2	8.9%
15	4/17/2021	1,586	253	227	1	9.6%
16	4/24/2021	1,468	245	210	1	9.3%
17	5/1/2021	1,542	251	220	1	10.5%
18	5/8/2021	1,249	215	178	<1	7.9%

\* For 7-day time period for respective CDC week by date of test collection

\*\* For 7-day time period for respective CDC week by date of death

\*\*\* Percentage positive PCR tests in symptomatic patients presenting to area hospital emergency department reporting surveillance data

“Today we report 110 cases and six deaths. The numbers may or may not still be artificially low today due to a possible problem with the state’s reporting system. For the week, we grieve the loss of 50 people, making this one of our least deadly weeks this year. The seven-day provisional average of daily new confirmed and probable cases by date of test collection for CDC week 18 was 178, which is a rate of 6.8 daily new cases per 100,000 residents. This is not only our lowest rate to date in 2021, but our lowest average rate as tracked since the end of last June. These are very encouraging trends as we also now report that almost 52% of Dallas County residents 16 and older have had at least one shot and over 40% are fully vaccinated. If you haven’t received your vaccine yet, please do not delay. We are partnering with First Baptist Dallas tomorrow for a clinic in the afternoon and will be administering vaccine again at Fair Park on Monday with Moderna and Johnson and Johnson. You do not need an appointment but if you want a ‘fast pass’ please register at [www.DallasCounty.org](http://www.DallasCounty.org),” said Dallas County Judge Clay Jenkins.

**All Dallas County COVID-19 Updates and Information can be found here:**

<https://www.dallascounty.org/covid-19/> and all guidance documents can be found here:

<https://www.dallascounty.org/covid-19/guidance-health.php>

**Specific Guidance for the Public:**

- [Dallas County COVID-19 Related Health Guidance for the Public](#)
- [Dallas County Measures for Protecting An Institution's Workforce from COVID-19 Infection: Employer/Employee Guidance](#)
- [Dallas County Guidance for Individuals at High-Risk for Severe COVID-19](#)

The Centers for Disease Control and Prevention (CDC) recommends taking everyday preventive actions to help prevent the spread of respiratory diseases, including:

- Avoid close contact outside your home: Put 6 feet of distance between yourself and people who don't live in your household.
- Cover your mouth and nose with a cloth face cover when around others and continue to keep about 6 feet between yourself and others. The cloth face cover is not a substitute for social distancing.
- Stay home when you are sick, except to seek medical care
- Wash your hands often and with soap and water for at least 20 seconds and help young children to do the same. If soap and water are not available, use an alcohol-base hand sanitizer with at least 60% alcohol.
- Avoid touching your eyes, nose, and mouth with unwashed hands.
- Avoid close contact with people who are sick.
- Clean and disinfect frequently touched objects and surfaces daily using a regular household cleaning spray or wipes.
- Cover your cough or sneeze with a tissue, then throw the tissue in the trash. If you do not have a tissue, use your sleeve, not your hands. Immediately wash your hands.
- Monitor your health daily. Be alert for symptoms. Take your temperature and follow CDC guidance if symptoms develop.

Additional information is available at the following websites:

- CDC: <https://www.cdc.gov/coronavirus/2019-ncov/index.html>
- CDC Travel Information: <https://www.cdc.gov/coronavirus/2019-ncov/travelers/index.html>
- DSHS: <https://dshs.texas.gov/coronavirus/>
- DCHHS: <https://www.dallascounty.org/departments/dchhs/2019-novel-coronavirus.php>

**CONTACT:**

Clay Lewis Jenkins, Dallas County Judge

[Clay.Jenkins@dallascounty.org](mailto:Clay.Jenkins@dallascounty.org)

[214-653-7949](tel:214-653-7949)

###