



FOR IMMEDIATE RELEASE

May 28, 2021

Dallas County Reports 102 New Positive 2019 Novel Coronavirus (COVID-19) Cases and 2 Deaths, Including 16 Probable Cases

DALLAS -- As of 12:00 pm May 28, 2021 Dallas County Health and Human Services is reporting 102 additional positive cases of 2019 novel coronavirus (COVID-19) in Dallas County, 86 confirmed cases and 16 probable cases. There is a cumulative total of 260,526 confirmed cases (PCR test). There is a cumulative total of 42,684 probable cases (antigen test). A total of 4,053 Dallas County residents have lost their lives due to COVID-19 illness.

Dallas County Health and Human Services (DCHHS) is providing initial vaccinations to those most at risk of exposure to COVID-19 and over 479,000 total doses of COVID-19 vaccine have been administered at the Fair Park mega-vaccine clinic, which started operations on Monday, January 11. Vaccine operations for both first and second doses continue weekly at Fair Park and the full operating schedule can be found [here](#).

Due to the observance of the Memorial Day holiday, Dallas County will not be releasing COVID-19 data over the holiday weekend, Saturday, May 29 to Monday, May 31. Reporting will resume on Tuesday, June 1. Tuesday's reporting will include data from Friday, May 28. Wednesday's reporting will include data from Saturday, May 29 through Tuesday, June 1.

The additional deaths being reported today include the following:

- A woman in her 50's who was a resident of the City of Dallas. She had been critically ill in an area hospital and had underlying high risk health conditions.
- A woman in her 80's who was a resident of a long-term care facility in the City of Desoto. She expired in the facility and had underlying high risk health conditions.

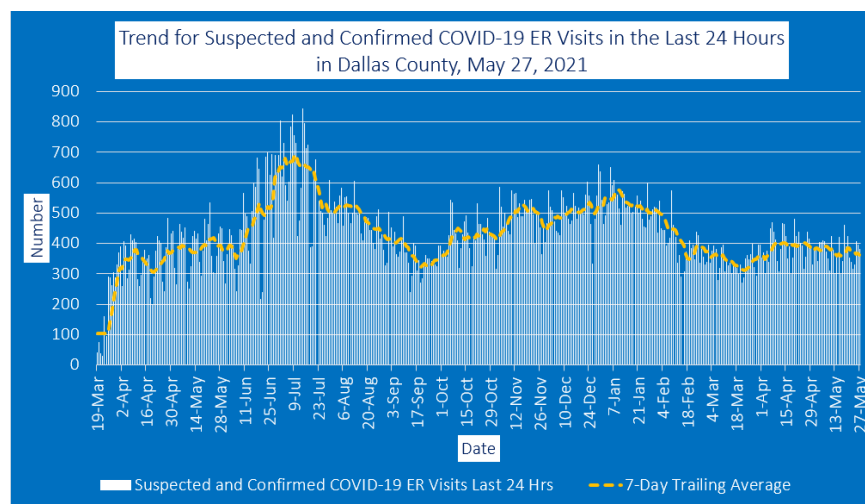
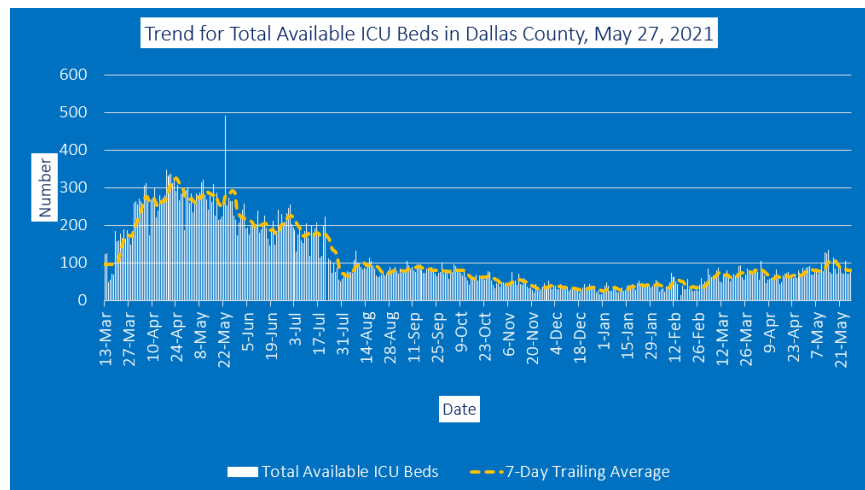
To date, a total of 108 cases with SARS-CoV-2 variants of concern have been identified in residents of Dallas County, including: 85 cases of variant B.1.1.7; eight B.1.429 variants; three B.1.526 variants; eight P.1 variants; one P.2 variant, and three B.1.617.2 variants. Ten have been hospitalized with 4 requiring intensive care unit admission, and two have died. One fully vaccinated patient subsequently became ill from B.1.1.7 infection and died. The provisional seven-day average of daily new confirmed and probable cases (by date of test collection) for CDC week 19 was **143**, which is a rate of **5.4** daily new cases per 100,000 residents. Over the past 2 weeks, rates of new COVID-19 diagnoses in Addison and Balch Springs have been about 50% higher than county-wide case rates. Rates of new COVID-19 diagnoses in Cedar Hill, Coppell, and Mesquite have been about 30% higher than county-wide case rates. Of symptomatic patients presenting to area hospitals in week 19 (week ending 5/15/21), **6.2%** of respiratory specimens tested positive SARS-CoV-2.

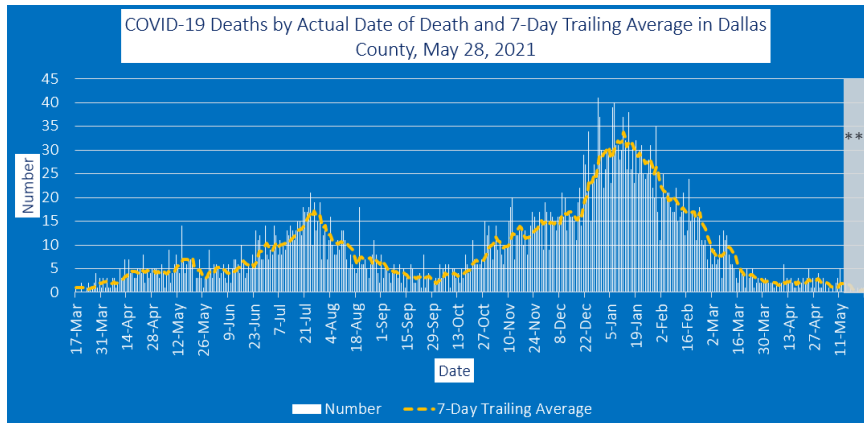
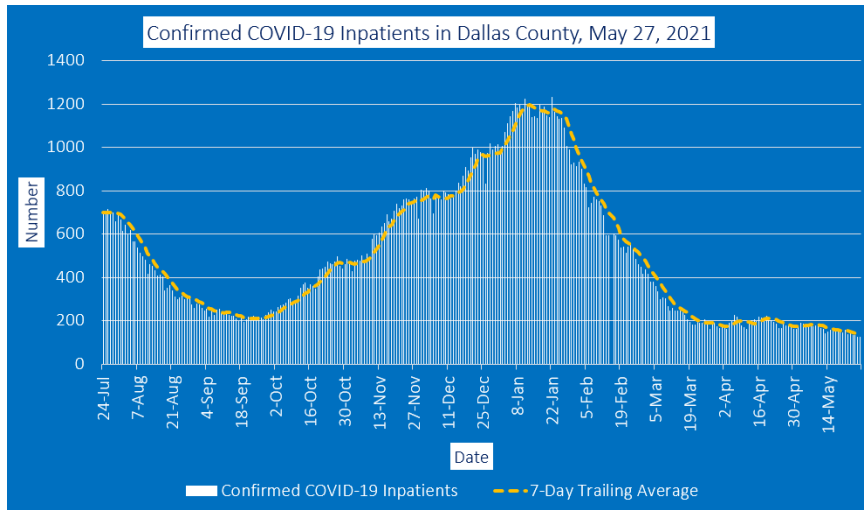
During the past 30 days, there were 893 COVID-19 cases in school-aged children and staff reported from 318 separate K-12 schools in Dallas County. During the months of April and May, 20% of all COVID-19 cases diagnosed in Dallas County were in children under the age of 18 years—the highest proportion in this age group since the beginning of the pandemic. To date, 67 children have been hospitalized with diagnoses of multisystem inflammatory syndrome (MIS-C), a rare but serious complication associated with COVID-19 infection. In Dallas County, 571 cases of COVID-19 breakthrough COVID-19 infections in fully vaccinated individuals have been confirmed to date, of which 95 were hospitalized, and 10 have died.

There are currently 22 active long-term care facility outbreaks. A cumulative total of 4,381 residents and 2,473 healthcare workers in long-term facilities in Dallas have been diagnosed with COVID-19. Of these, 1,105 have been hospitalized and 792 have died. About 20% of all deaths reported to date have been associated with long-term care facilities. Eight outbreaks of COVID-19 in congregate-living facilities (e.g. homeless shelters, group homes, and halfway homes) have been reported in the past 30 days. A cumulative total of 635 residents and 223 staff members in congregate-living facilities in Dallas have been diagnosed with COVID-19.

Of all confirmed cases requiring hospitalization to date, more than two-thirds have been under 65 years of age. Diabetes has been an underlying high-risk health condition reported in about a third of all hospitalized patients with COVID-19. New cases are being reported as a daily aggregate, with more detailed summary reports updated Tuesday and Friday evenings, available at: <https://www.dallascounty.org/departments/dchhs/2019-novel-coronavirus/daily-updates.php>.

Local health experts use hospitalizations, ICU admissions, and ER visits as three of the key indicators as part of determining the COVID-19 Risk Level (color-coded risk) and corresponding guidelines for activities during our COVID-19 response. The most recent COVID-19 hospitalization data for Dallas County, as reported to the North Central Texas Trauma Regional Advisory Council, can be found at www.dallascounty.org/covid-19 under “Monitoring Data,” and is updated regularly. This data includes information on the total available ICU beds, suspected and confirmed COVID-19 ER visits in the last 24 hours, confirmed COVID-19 inpatients, and COVID-19 deaths by actual date of death. The most recent forecasting from UTSW can be found [here](#).





Summary of weekly COVID-19 confirmed and probable cases, deaths, and percentage positive laboratory tests, Dallas County (CDC Weeks 25 - 19)

CDC Week	Week Ending	Total Confirmed and Probable Cases	Total School-Aged Cases [5 to 17 years]	Daily Average New Confirmed and Probable Cases*	Daily Average New Confirmed and Probable Deaths**	Percentage of Tests Positive for SARS-CoV-2***
25	6/20/2020	5,890	481	841	6	26.9%
26	6/27/2020	8,627	649	1,232	9	30.5%
27	7/4/2020	8,969	707	1,281	10	30.0%
28	7/11/2020	9,160	854	1,309	10	26.6%
29	7/18/2020	6,544	686	935	13	21.7%
30	7/25/2020	4,534	496	648	16	19.3%
31	8/1/2020	3,343	422	478	14	15.9%
32	8/8/2020	2,863	323	409	10	14.0%
33	8/15/2020	2,164	184	309	9	13.2%
34	8/22/2020	1,758	190	251	7	11.2%
35	8/29/2020	2,197	185	314	7	10.8%
36	9/5/2020	2,090	162	299	4	10.5%
37	9/12/2020	1,891	204	270	4	9.7%
38	9/19/2020	2,247	241	321	4	11.4%
39	9/26/2020	2,482	267	355	3	10.7%
40	10/3/2020	2,738	324	391	3	10.0%
41	10/10/2020	3,702	477	529	4	11.5%
42	10/17/2020	4,516	567	645	4	14.3%
43	10/24/2020	5,387	706	770	6	15.1%
44	10/31/2020	5,412	622	773	10	15.0%
45	11/7/2020	8,088	1,008	1,155	10	15.3%
46	11/14/2020	10,187	1,379	1,455	13	20.3%
47	11/21/2020	10,246	1,269	1,464	12	21.2%
48	11/28/2020	8,794	946	1,256	16	21.4%
49	12/5/2020	12,373	1,761	1,768	15	25.0%
50	12/12/2020	12,551	1,729	1,793	16	23.4%
51	12/19/2020	13,389	1,690	1,913	17	26.6%
52	12/26/2020	12,596	1,374	1,799	24	27.7%
53	1/2/2021	16,408	1,936	2,344	31	31.3%
1	1/9/2021	19,203	2,574	2,743	32	31.5%
2	1/16/2021	13,956	1,964	1,994	31	27.6%
3	1/23/2021	11,932	1,708	1,705	28	25.6%
4	1/30/2021	10,332	1,521	1,476	27	24.2%
5	2/6/2021	7,775	1,180	1,111	20	20.2%
6	2/13/2021	4,968	612	710	18	19.6%
7	2/20/2021	1,791	125	256	17	15.5%
8	2/27/2021	3,336	471	477	12	12.1%
9	3/6/2021	2,149	277	307	8	9.7%
10	3/13/2021	1,948	258	278	8	7.1%
11	3/20/2021	1,494	208	213	3	7.8%
12	3/27/2021	1,562	222	223	3	7.6%
13	4/3/2021	1,481	239	212	2	8.3%
14	4/10/2021	1,770	289	253	2	8.9%
15	4/17/2021	1,586	252	227	2	9.6%
16	4/24/2021	1,467	244	210	2	9.3%
17	5/1/2021	1,554	253	222	2	10.5%
18	5/8/2021	1,314	222	188	1	7.9%
19	5/15/2021	989	189	141	1	6.2%

* For 7-day time period for respective CDC week by date of test collection

** For 7-day time period for respective CDC week by date of death

*** Percentage positive PCR tests in symptomatic patients presenting to area hospital emergency department reporting surveillance data

“Today we report 102 new cases and two new deaths. The risk of COVID remains high for the unvaccinated, but the good news is that more and more people are making the decision to get vaccinated. If you’ve been vaccinated, answer your friends’ questions and encourage them to get vaccinated; it’s the best thing they can do for themselves and their families. For those who choose not to become vaccinated, it’s important to continue to wash hands, maintain physical distance, avoid crowds, and do everything you can to protect yourself from COVID, until you’re ready to become vaccinated. Today more than 350 people are fighting COVID as in-patients in North Texas hospitals, so it’s important to remember that the threat is still there. But if you’ve been vaccinated, get out there and enjoy your life. Regardless of your vaccination status, I wish everyone a very happy Memorial Day weekend.” said Dallas County Judge Clay Jenkins.

All Dallas County COVID-19 Updates and Information can be found here:

<https://www.dallascounty.org/covid-19/> and all guidance documents can be found here: <https://www.dallascounty.org/covid-19/guidance-health.php>

Specific Guidance for the Public:

- [Dallas County COVID-19 Related Health Guidance for the Public](#)
- [Dallas County Measures for Protecting An Institution’s Workforce from COVID-19 Infection: Employer/Employee Guidance](#)
- [Dallas County Guidance for Individuals at High-Risk for Severe COVID-19](#)

The Centers for Disease Control and Prevention (CDC) recommends taking everyday preventive actions to help prevent the spread of respiratory diseases, including:

- Avoid close contact outside your home: Put 6 feet of distance between yourself and people who don't live in your household.
- Cover your mouth and nose with a cloth face cover when around others and continue to keep about 6 feet between yourself and others. The cloth face cover is not a substitute for social distancing.
- Stay home when you are sick, except to seek medical care
- Wash your hands often and with soap and water for at least 20 seconds and help young children to do the same. If soap and water are not available, use an alcohol-base hand sanitizer with at least 60% alcohol.
- Avoid touching your eyes, nose, and mouth with unwashed hands.
- Avoid close contact with people who are sick.
- Clean and disinfect frequently touched objects and surfaces daily using a regular household cleaning spray or wipes.
- Cover your cough or sneeze with a tissue, then throw the tissue in the trash. If you do not have a tissue, use your sleeve, not your hands. Immediately wash your hands.
- Monitor your health daily. Be alert for symptoms. Take your temperature and follow CDC guidance if symptoms develop.

Additional information is available at the following websites:

- CDC: <https://www.cdc.gov/coronavirus/2019-ncov/index.html>
- CDC Travel Information: <https://www.cdc.gov/coronavirus/2019-ncov/travelers/index.html>
- DSHS: <https://dshs.texas.gov/coronavirus/>
- DCHHS: <https://www.dallascounty.org/departments/dchhs/2019-novel-coronavirus.php>

CONTACT:

Clay Lewis Jenkins, Dallas County Judge

Clay.Jenkins@dallascounty.org

[214-653-7949](tel:214-653-7949)

###