



## FOR IMMEDIATE RELEASE

June 2, 2021

### **Dallas County Reports 253 New Positive 2019 Novel Coronavirus (COVID-19) Cases and 6 Deaths, Including 93 Probable Cases**

**DALLAS** -- As of 12:00 pm June 2, 2021 Dallas County Health and Human Services is reporting 253 additional positive cases of 2019 novel coronavirus (COVID-19) in Dallas County, 160 confirmed cases and 93 probable cases. There is a cumulative total of 260,741 confirmed cases (PCR test). There is a cumulative total of 42,792 probable cases (antigen test). A total of 4,065 Dallas County residents have lost their lives due to COVID-19 illness.

Dallas County Health and Human Services (DCHHS) is providing initial vaccinations to those most at risk of exposure to COVID-19 and over 481,900 total doses of COVID-19 vaccine have been administered at the Fair Park mega-vaccine clinic, which started operations on Monday, January 11. Vaccine operations for both first and second doses continue weekly at Fair Park and the full operating schedule can be found [here](#).

Due to the observance of the Memorial Day holiday, Dallas County did not release COVID-19 data over the holiday weekend, Saturday, May 29 to Monday, May 31. Today's reporting will include data from Saturday, May 29 through Tuesday, June 1.

The additional deaths being reported today include the following:

- A man in his 50's who was a resident of the City of Hutchins. He had been critically ill in an area hospital and had underlying high risk health conditions.
- A woman in her 60's who was a resident of the City of Garland. She had been critically ill in an area hospital and had underlying high risk health conditions.
- A woman in her 60's who was a resident of the City of Garland. She expired at home and had underlying high risk health conditions.
- A woman in her 80's who was a resident of a long-term care facility in the City of Garland. She expired in the facility and had underlying high risk health conditions.
- A man in his 80's who was a resident of the City of Garland. He expired at home and had underlying high risk health conditions.
- A man in his 80's who was a resident of the City of Dallas. He had been critically ill in an area hospital and had underlying high risk health conditions.

To date, a total of 108 cases with SARS-CoV-2 variants of concern have been identified in residents of Dallas County, including: 85 cases of variant B.1.1.7; eight B.1.429 variants; three B.1.526 variants; eight P.1 variants; one P.2 variant, and three B.1.617.2 variants. Ten have been hospitalized with 4 requiring intensive care unit admission, and two have died. One fully vaccinated patient subsequently became ill from B.1.1.7 infection and died. The provisional seven-day average of daily new confirmed and probable cases (by date of test collection) for CDC week 20 (week ending 5/22/21), was **127**, which is a rate of **4.8** daily new cases per 100,000 residents. Over the past 2 weeks, rates of new COVID-19 diagnoses in the cities of Addison, Balch Springs, Cockrell Hill and Highland Park have been about 50% higher than county-wide case rates. Rates of new

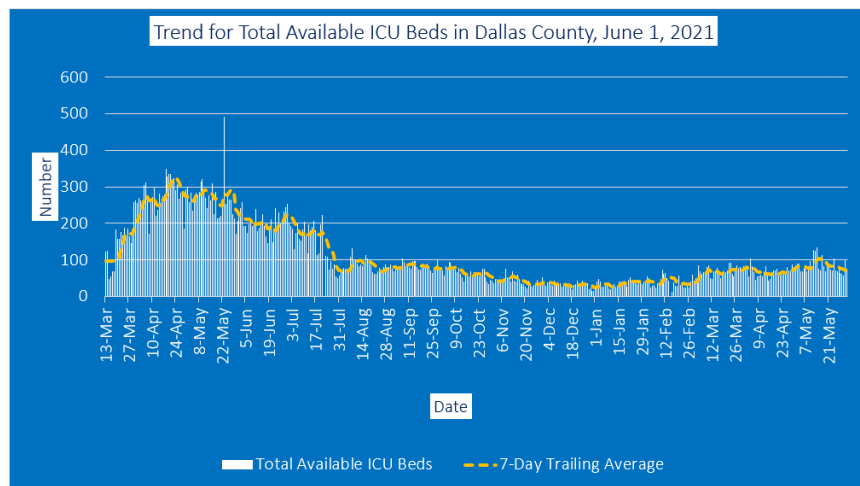
COVID-19 diagnoses in the cities of Cedar Hill, Coppell, Lancaster, Mesquite, Rowlett, Seagoville and Wilmer have been about 30% higher than county-wide case rates.

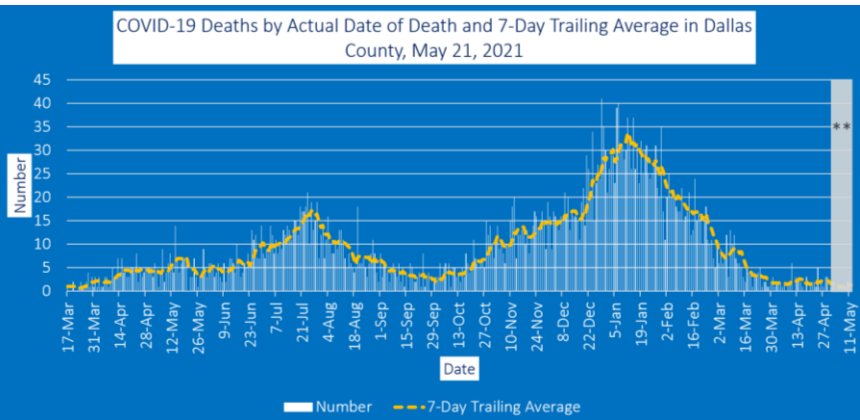
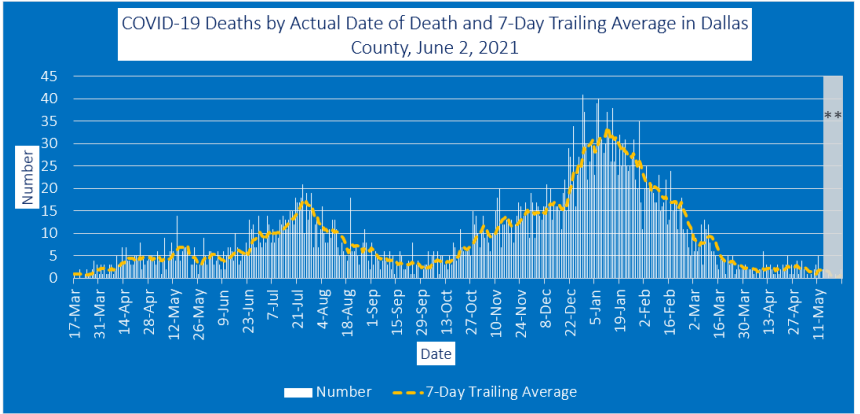
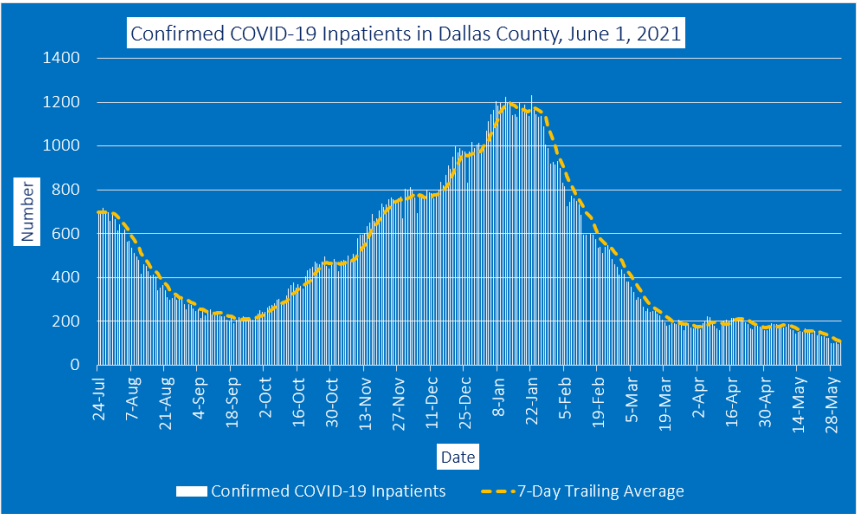
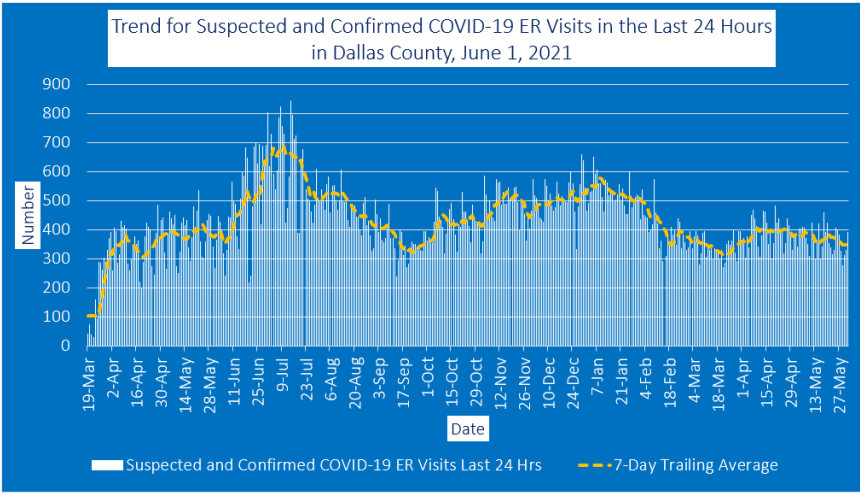
Of symptomatic patients presenting to area hospitals in week 20 (week ending 5/22/21), **7.4%** of respiratory specimens tested positive SARS-CoV-2. In week 20, area hospital labs have continued to report an increasing proportion of respiratory specimens that are positive for other respiratory viruses by molecular tests: parainfluenza (18%), rhinovirus/enterovirus (27%) and RSV (6%). During the past 30 days, there were 893 COVID-19 cases in school-aged children and staff reported from 318 separate K-12 schools in Dallas County. During the months of April and May, 20% of all COVID-19 cases diagnosed in Dallas County were in children under the age of 18 years—the highest proportion in this age group since the beginning of the pandemic. To date, 67 children have been hospitalized with diagnoses of multisystem inflammatory syndrome (MIS-C), a rare but serious complication associated with COVID-19 infection.

In Dallas County, 580 cases of COVID-19 breakthrough COVID-19 infections in fully vaccinated individuals have been confirmed to date, of which 110 (19%) were hospitalized, 24 have required ICU admission and 10 have died. There are currently 23 active long-term care facility outbreaks. A cumulative total of 4,386 residents and 2,473 healthcare workers in long-term facilities in Dallas have been diagnosed with COVID-19. Of these, 1,108 have been hospitalized and 792 have died. About 20% of all deaths reported to date have been associated with long-term care facilities.

Seven outbreaks of COVID-19 in congregate-living facilities (e.g. homeless shelters, group homes, and halfway homes) have been reported in the past 30 days. A cumulative total of 638 residents and 224 staff members in congregate-living facilities in Dallas have been diagnosed with COVID-19. New cases are being reported as a daily aggregate, with more detailed summary reports updated Tuesday and Friday evenings, available at: <https://www.dallascounty.org/departments/dchhs/2019-novel-coronavirus/daily-updates.php>.

Local health experts use hospitalizations, ICU admissions, and ER visits as three of the key indicators as part of determining the COVID-19 Risk Level (color-coded risk) and corresponding guidelines for activities during our COVID-19 response. The most recent COVID-19 hospitalization data for Dallas County, as reported to the North Central Texas Trauma Regional Advisory Council, can be found at [www.dallascounty.org/covid-19](http://www.dallascounty.org/covid-19) under “Monitoring Data,” and is updated regularly. This data includes information on the total available ICU beds, suspected and confirmed COVID-19 ER visits in the last 24 hours, confirmed COVID-19 inpatients, and COVID-19 deaths by actual date of death. The most recent forecasting from UTSW can be found [here](#).





## Summary of weekly COVID-19 confirmed and probable cases, deaths, and percentage positive laboratory tests, Dallas County (CDC Weeks 25 - 20)

CDC Week	Week Ending	Total Confirmed and Probable Cases	Total School-Aged Cases (5 to 17 years)	Daily Average New Confirmed and Probable Cases*	Daily Average New Confirmed and Probable Deaths**	Percentage of Tests Positive for SARS-CoV-2***
25	6/20/2020	5,892	481	842	6	26.9%
26	6/27/2020	8,624	649	1,232	9	30.5%
27	7/4/2020	8,968	707	1,281	10	30.0%
28	7/11/2020	9,155	854	1,308	10	26.6%
29	7/18/2020	6,542	686	935	13	21.7%
30	7/25/2020	4,535	496	648	16	19.3%
31	8/1/2020	3,344	422	478	14	15.9%
32	8/8/2020	2,863	323	409	10	14.0%
33	8/15/2020	2,167	184	310	9	13.2%
34	8/22/2020	1,758	190	251	7	11.2%
35	8/29/2020	2,196	185	314	7	10.8%
36	9/5/2020	2,088	162	298	4	10.5%
37	9/12/2020	1,888	204	270	4	9.7%
38	9/19/2020	2,248	241	321	4	11.4%
39	9/26/2020	2,481	267	354	4	10.7%
40	10/3/2020	2,737	324	391	3	10.0%
41	10/10/2020	3,704	478	529	4	11.5%
42	10/17/2020	4,517	567	645	4	14.3%
43	10/24/2020	5,385	706	769	7	15.1%
44	10/31/2020	5,407	622	772	10	15.0%
45	11/7/2020	8,087	1,008	1,155	10	15.3%
46	11/14/2020	10,184	1,379	1,455	13	20.3%
47	11/21/2020	10,243	1,269	1,463	12	21.2%
48	11/28/2020	8,791	946	1,256	16	21.4%
49	12/5/2020	12,367	1,761	1,767	15	25.0%
50	12/12/2020	12,542	1,729	1,792	16	23.4%
51	12/19/2020	13,384	1,690	1,912	17	26.6%
52	12/26/2020	12,600	1,375	1,800	24	27.7%
53	1/2/2021	16,419	1,939	2,346	31	31.3%
1	1/9/2021	19,201	2,574	2,743	32	31.5%
2	1/16/2021	13,955	1,964	1,994	32	27.6%
3	1/23/2021	11,925	1,708	1,704	28	25.6%
4	1/30/2021	10,331	1,521	1,476	27	24.2%
5	2/6/2021	7,777	1,180	1,111	20	20.2%
6	2/13/2021	4,968	614	710	18	19.6%
7	2/20/2021	1,791	125	256	17	15.5%
8	2/27/2021	3,339	471	477	12	12.1%
9	3/6/2021	2,149	277	307	8	9.7%
10	3/13/2021	1,947	258	278	9	7.1%
11	3/20/2021	1,494	208	213	3	7.8%
12	3/27/2021	1,565	224	224	3	7.6%
13	4/3/2021	1,482	239	212	2	8.3%
14	4/10/2021	1,768	290	253	2	8.9%
15	4/17/2021	1,589	252	227	2	9.6%
16	4/24/2021	1,467	244	210	3	9.3%
17	5/1/2021	1,556	253	222	2	10.5%
18	5/8/2021	1,310	222	187	1	7.9%
19	5/15/2021	1,025	172	146	2	6.2%
20	5/22/2021	887	140	127	<1	7.4%

\* For 7-day time period for respective CDC week by date of test collection

\*\* For 7-day time period for respective CDC week by date of death

\*\*\* Percentage positive PCR tests in symptomatic patients presenting to area hospital emergency department reporting surveillance data

“Today we report 253 new cases and 6 deaths, from Saturday May 29 through Tuesday, June 1st. We are open tonight until 8pm at Fair Park with both the Pfizer vaccine for first or second shots and the one dose Johnson and Johnson vaccine available without an appointment. If you haven’t yet been vaccinated, what is stopping you? The vaccine is safe and highly effective, and more than half of all eligible Americans have now received a vaccine. If you need more information, please go to [CDC.gov](https://www.cdc.gov), [DallasCounty.org](https://www.dallascounty.org), or a trusted medical site or talk to your doctor. Just as with other important health decisions, you should base your decision on the facts and

information from reputable medical sources and not on unsupported information and rumors found on the internet. If you've received your shot already, congratulations! In order for America to defeat COVID, I ask you take one more patriotic action - talk to someone who trusts you and that you care about regarding the importance of them getting vaccinated. If we all make decisions based on the medical evidence and with concern for ourselves and our community, together we will defeat COVID," said Dallas County Judge Clay Jenkins.

**All Dallas County COVID-19 Updates and Information can be found here:**

<https://www.dallascounty.org/covid-19/> and all guidance documents can be found here:  
<https://www.dallascounty.org/covid-19/guidance-health.php>

**Specific Guidance for the Public:**

- [Dallas County COVID-19 Related Health Guidance for the Public](#)
- [Dallas County Measures for Protecting An Institution's Workforce from COVID-19 Infection: Employer/Employee Guidance](#)
- [Dallas County Guidance for Individuals at High-Risk for Severe COVID-19](#)

The Centers for Disease Control and Prevention (CDC) recommends taking everyday preventive actions to help prevent the spread of respiratory diseases, including:

- Avoid close contact outside your home: Put 6 feet of distance between yourself and people who don't live in your household.
- Cover your mouth and nose with a cloth face cover when around others and continue to keep about 6 feet between yourself and others. The cloth face cover is not a substitute for social distancing.
- Stay home when you are sick, except to seek medical care
- Wash your hands often and with soap and water for at least 20 seconds and help young children to do the same. If soap and water are not available, use an alcohol-base hand sanitizer with at least 60% alcohol.
- Avoid touching your eyes, nose, and mouth with unwashed hands.
- Avoid close contact with people who are sick.
- Clean and disinfect frequently touched objects and surfaces daily using a regular household cleaning spray or wipes.
- Cover your cough or sneeze with a tissue, then throw the tissue in the trash. If you do not have a tissue, use your sleeve, not your hands. Immediately wash your hands.
- Monitor your health daily. Be alert for symptoms. Take your temperature and follow CDC guidance if symptoms develop.

Additional information is available at the following websites:

- CDC: <https://www.cdc.gov/coronavirus/2019-ncov/index.html>
- CDC Travel Information: <https://www.cdc.gov/coronavirus/2019-ncov/travelers/index.html>
- DSHS: <https://dshs.texas.gov/coronavirus/>
- DCHHS: <https://www.dallascounty.org/departments/dchhs/2019-novel-coronavirus.php>

**CONTACT:**

Clay Lewis Jenkins, Dallas County Judge  
[Clay.Jenkins@dallascounty.org](mailto:Clay.Jenkins@dallascounty.org)  
[214-653-7949](tel:214-653-7949)

###