



FOR IMMEDIATE RELEASE

June 22, 2021

Dallas County Reports 95 New Positive 2019 Novel Coronavirus (COVID-19) Cases and 4 Deaths, Including 4 Probable Cases

DALLAS -- As of 2:00 pm June 22, 2021 Dallas County Health and Human Services is reporting 95 additional positive cases of 2019 novel coronavirus (COVID-19) in Dallas County, 91 confirmed cases and 4 probable cases. There is a cumulative total of 262,365 confirmed cases (PCR test). There is a cumulative total of 43,242 probable cases (antigen test). A total of 4,115 Dallas County residents have lost their lives due to COVID-19 illness.

Dallas County Health and Human Services (DCHHS) is providing initial vaccinations to those most at risk of exposure to COVID-19 and over 494,000 total doses of COVID-19 vaccine have been administered at the Fair Park mega-vaccine clinic, which started operations on Monday, January 11. Vaccine operations for both first and second doses continue weekly at Fair Park and the full operating schedule can be found [here](#).

The additional deaths being reported today include the following:

- A woman in her 50's who was a resident of the City of Dallas. She had been critically ill in an area hospital and had underlying high risk health conditions.
- A man in his 60's who was a resident of the City of Dallas. He had been critically ill in an area hospital and had underlying high risk health conditions.
- A man in his 60's who was a resident of the City of Irving. He had been critically ill in an area hospital and had underlying high risk health conditions.
- A man in his 60's who was a resident of the City of Carrollton. He had been hospitalized and had underlying high risk health conditions.

An additional 7 SARS-CoV-2 variants have been reported in unvaccinated individuals. To date, a total of 144 cases with SARS-CoV-2 variants of concern have been identified in residents of Dallas County, including: 113 cases of variant B.1.1.7 (Alpha); seven B.1.617.2 (Delta) variants; nine B.1.429 (Epsilon) variants; and fifteen P.1 (Gamma) variants. Fifteen have been hospitalized with 4 requiring intensive care unit admission, and two have died. One fully vaccinated patient subsequently became ill from B.1.1.7 infection and died. The provisional seven-day average of daily new confirmed and probable cases (by date of test collection) for CDC week 23 (week ending 6/12/21), was **84**, which is a rate of **3.2** daily new cases per 100,000 residents. Over the past 2 weeks, rates of new COVID-19 diagnoses in the cities of Balch Springs, Lancaster, Rowlett, Sachse and Seagoville have been about 50% higher than county-wide case rates. Rates of new COVID-19 diagnoses in the city of Cedar Hill have been about 30% higher than county-wide case rates.

As of the week ending 6/12/2021, about 56% of Dallas County residents age 12 years and older have received at least one dose of COVID-19 vaccine, including: 81% of residents age 65 years and older; 62% of residents between 40-64 years of age; 48% of residents 25-39 years of age; 36% of residents 18-24 years of age; and 20% of residents 12-17 years of age. In the cities of Coppell and Sunnyvale, greater than 85% of residents 18 years of age and older have received at least one dose of COVID-19 vaccine. In the cities of Addison and Highland Park, about 75% of residents 18 years of age and older have received at least one dose of COVID-19 vaccine (see below). About 91% of COVID-19 cases diagnosed in June were in Dallas County residents who were not

fully vaccinated. In Dallas County, 700 cases of COVID-19 breakthrough COVID-19 infections in fully vaccinated individuals have been confirmed to date, of which 68 (10%) were hospitalized due to COVID-19, 28 have required ICU admission and 11 have died.

During the months of April and May, 20% of all COVID-19 cases diagnosed in Dallas County were in children under the age of 18 years—the highest proportion in this age group since the beginning of the pandemic. To date, 67 children have been hospitalized with diagnoses of multisystem inflammatory syndrome (MIS-C), a rare but serious complication associated with COVID-19 infection. Of symptomatic patients presenting to area hospitals in week 23 (week ending 6/12/21), **3.9%** of respiratory specimens tested positive SARS-CoV-2. In week 22, area hospital labs have continued to report elevated numbers and proportions of respiratory specimens that are positive for other respiratory viruses by molecular tests: parainfluenza (19%), rhinovirus/enterovirus (24%) and RSV (12%).

There are currently 11 active long-term care facility outbreaks. A cumulative total of 4,401 residents and 2,479 healthcare workers in long-term facilities in Dallas have been diagnosed with COVID-19. Of these, 1,122 have been hospitalized and 802 have died. About 20% of all deaths reported to date have been associated with long-term care facilities. Three outbreaks of COVID-19 in congregate-living facilities (e.g. homeless shelters, group homes, and halfway homes) have been reported in the past 30 days. A cumulative total of 638 residents and 224 staff members in congregate-living facilities in Dallas have been diagnosed with COVID-19. New cases are being reported as a daily aggregate, with more detailed summary reports updated Tuesday and Friday evenings, available at: <https://www.dallascounty.org/departments/dchhs/2019-novel-coronavirus/daily-updates.php>.

Local health experts use hospitalizations, ICU admissions, and ER visits as three of the key indicators as part of determining the COVID-19 Risk Level (color-coded risk) and corresponding guidelines for activities during our COVID-19 response. The most recent COVID-19 hospitalization data for Dallas County, as reported to the North Central Texas Trauma Regional Advisory Council, can be found at www.dallascounty.org/covid-19 under “Monitoring Data,” and is updated regularly. This data includes information on the total available ICU beds, suspected and confirmed COVID-19 ER visits in the last 24 hours, confirmed COVID-19 inpatients, and COVID-19 deaths by actual date of death. The most recent forecasting from UTSW can be found [here](#).

Number and Percentage of Residents ≥18 Years who Received at Least 1 Dose of COVID-19 Vaccine by City, Dallas County

As of Week Ending 6/19/21 (MMWR Week 24)				
City	Cumulative Residents ≥18 Years who Received ≥1 Dose of COVID-19 Vaccine ¹	Population of City ≥18 Years of age ²	Percent of Residents ≥18 Years Vaccinated With at Least 1 Dose ³	Percent of Residents ≥18 Years Fully Vaccinated ^{3,4}
Addison	9,849	13,061	75%	57%
Balch Springs	8,058	16,590	49%	36%
Carrollton	23,555	105,102	N/A	N/A
Cedar Hill	19,938	34,268	58%	45%
Cockrell Hill	1,332	2,995	45%	35%
Coppell	25,980	30,387	86%	68%
Dallas	536,200	997,547	54%	41%
DeSoto	23,397	38,930	60%	45%
Duncanville	16,164	28,841	56%	42%
Farmers Branch	19,755	30,624	65%	49%
Garland	107,049	173,595	62%	47%
Glenn Heights	5,437	8,975	N/A	N/A
Grand Prairie	49,005	138,103	N/A	N/A
Highland Park	5,317	6,789	78%	63%
Hutchins	1,961	4,423	44%	32%
Irving	117,887	175,226	67%	49%
Lancaster	14,587	26,977	54%	41%
Mesquite	54,547	101,641	54%	40%
Richardson	40,926	90,645	N/A	N/A
Rowlett	26,262	47,915	55%	43%
Sachse	8,344	19,007	N/A	N/A
Seagoville	5,422	11,828	46%	34%
Sunnyvale	4,108	4,699	87%	71%
University Park	12,409	18,073	69%	55%
Wilmer	1,449	3,178	46%	32%
Countywide Total⁵	1,186,862	1,940,671	61%	44%

¹Does not include vaccinated persons who reside in portions of these cities which are not within Dallas County.

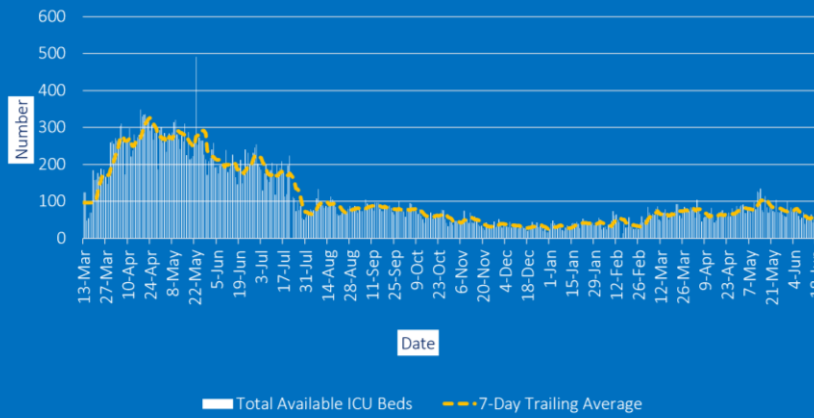
²U.S. Census 2019 estimates of populations of city residents 18 years and older, inclusive of portions of cities located outside of Dallas County.

³Not Available (N/A: vaccine coverage not calculated for cities in which >20% of the city population resides outside of Dallas County.

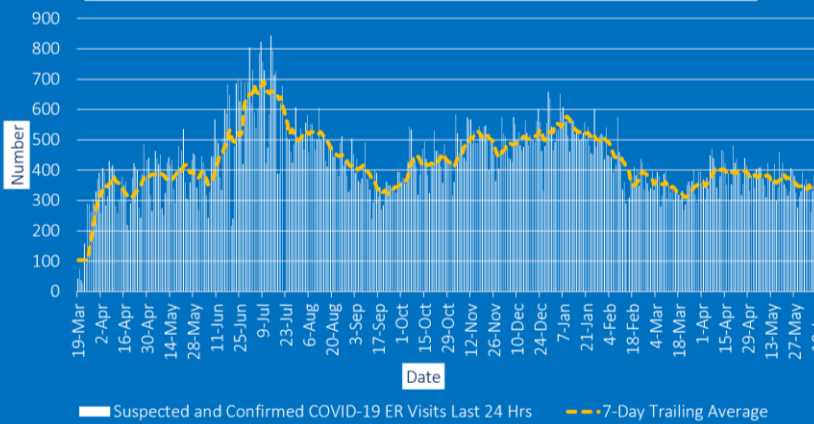
⁴Fully vaccinated = persons who have received 2 doses of mRNA vaccines or 1 dose of Johnson & Johnson COVID-19 vaccine.

⁵Includes only residents within Dallas County—does not include persons who reside in portions of these cities which are not within Dallas County.

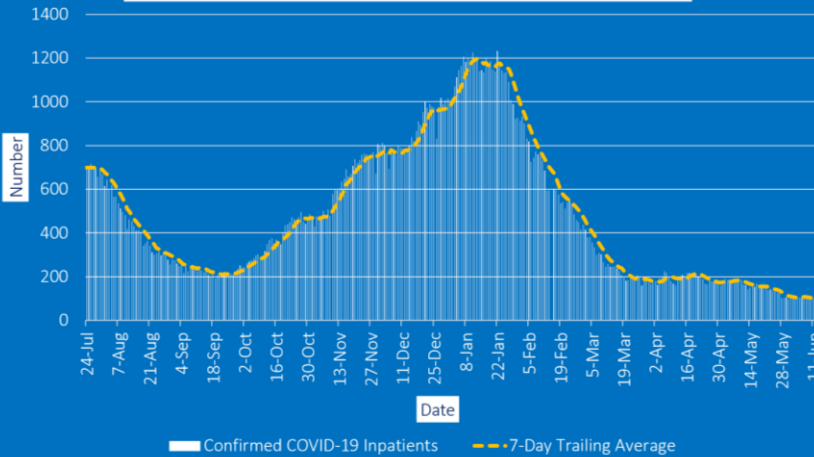
Trend for Total Available ICU Beds in Dallas County, June 21, 2021

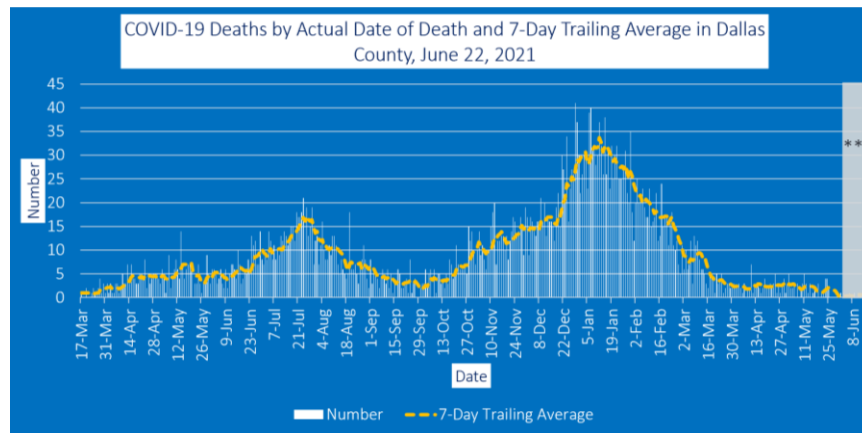


Trend for Suspected and Confirmed COVID-19 ER Visits in the Last 24 Hours in Dallas County, June 21, 2021



Confirmed COVID-19 Inpatients in Dallas County, June 21, 2021





“Today we report 95 new cases of COVID-19 and four additional deaths. The federal government released today that they will fall short of their goal of 70% of eligible Americans having at least one dose by July 4. Currently, the number of individuals who have received one dose in the United States is at 65 percent. Unfortunately, Texas is near the bottom of all states, and while Dallas County has a higher percentage than most counties, our percent of the eligible population with at least one shot is 56.76 percent. With the emergence of the Delta variant and the likelihood of the virus continuing to mutate in an effort to become more contagious and deadly (as all viruses do), it is imperative that more people get vaccinated as soon as possible. We cannot afford to wait until the virus defeats the excellent protections of the safe and effective vaccine that our health care and science heroes created to protect us. Getting vaccinated immediately is the smart thing to do for you, your family, and your community and the patriotic thing to do to celebrate the upcoming 4th of July. Herd immunity will be the true independence from the COVID pandemic,” said Dallas County Judge Clay Jenkins.

All Dallas County COVID-19 Updates and Information can be found here:

<https://www.dallascounty.org/covid-19/> and all guidance documents can be found here:

<https://www.dallascounty.org/covid-19/guidance-health.php>

Specific Guidance for the Public:

- [Dallas County COVID-19 Related Health Guidance for the Public](#)
- [Dallas County Measures for Protecting An Institution’s Workforce from COVID-19 Infection: Employer/Employee Guidance](#)
- [Dallas County Guidance for Individuals at High-Risk for Severe COVID-19](#)

The Centers for Disease Control and Prevention (CDC) recommends taking everyday preventive actions to help prevent the spread of respiratory diseases, including:

- If you’re unvaccinated, avoid close contact outside your home and put 6 feet of distance between yourself and people who don’t live in your household.
- Cover your mouth and nose with a cloth face cover when around others and continue to keep about 6 feet between yourself and others. The cloth face cover is not a substitute for social distancing.
- Stay home when you are sick, except to seek medical care
- Wash your hands often and with soap and water for at least 20 seconds and help young children to do the same. If soap and water are not available, use an alcohol-base hand sanitizer with at least 60% alcohol.
- Avoid touching your eyes, nose, and mouth with unwashed hands.
- Avoid close contact with people who are sick.
- Clean and disinfect frequently touched objects and surfaces daily using a regular household cleaning spray or wipes.
- Cover your cough or sneeze with a tissue, then throw the tissue in the trash. If you do not have a tissue, use your sleeve, not your hands. Immediately wash your hands.

- Monitor your health daily. Be alert for symptoms. Take your temperature and follow CDC guidance if symptoms develop.

Additional information is available at the following websites:

- CDC: <https://www.cdc.gov/coronavirus/2019-ncov/index.html>
- CDC Travel Information: <https://www.cdc.gov/coronavirus/2019-ncov/travelers/index.html>
- DSHS: <https://dshs.texas.gov/coronavirus/>
- DCHHS: <https://www.dallascounty.org/departments/dchhs/2019-novel-coronavirus.php>

CONTACT:

Clay Lewis Jenkins, Dallas County Judge

Clay.Jenkins@dallascounty.org

[214-653-7949](tel:214-653-7949)

###