



FOR IMMEDIATE RELEASE

July 1, 2021

Dallas County Reports 160 New Positive 2019 Novel Coronavirus (COVID-19) Cases and 3 Deaths, Including 50 Probable Cases

DALLAS -- As of 3:00 pm July 1, 2021 Dallas County Health and Human Services is reporting 160 additional positive cases of 2019 novel coronavirus (COVID-19) in Dallas County, 110 confirmed cases and 50 probable cases. There is a cumulative total of 263,151 confirmed cases (PCR test). There is a cumulative total of 43,565 probable cases (antigen test). A total of 4,131 Dallas County residents have lost their lives due to COVID-19 illness.

Dallas County Health and Human Services (DCHHS) is providing initial vaccinations to those most at risk of exposure to COVID-19 and over 495,000 total doses of COVID-19 vaccine have been administered at the Fair Park mega-vaccine clinic, which started operations on Monday, January 11. Vaccine operations for both first and second doses continue weekly at Fair Park and the full operating schedule can be found [here](#).

The additional deaths being reported today include the following:

- A man in his 50's who was a resident of the City of Grand Prairie. He had been critically ill in an area hospital and did not have underlying high risk health conditions.
- A woman in her 60's who was a resident of the City of Dallas. She was found deceased at home and had underlying high risk health conditions.
- A woman in her 80's who was a resident of the City of Dallas. She had been hospitalized and had underlying high risk health conditions.

An additional 18 SARS-CoV-2 variants have been reported in unvaccinated individuals. To date, a total of 166 cases with SARS-CoV-2 variants of concern have been identified in residents of Dallas County, including: 131 cases of variant B.1.1.7 (Alpha); two B.1.351 (Beta) variants; nine B.1.617.2 (Delta) variants; nine B.1.429 (Epsilon) variants; and fifteen P.1 (Gamma) variants. Sixteen have been hospitalized and three have died. One fully vaccinated patient subsequently became ill from B.1.1.7 infection and died. The provisional seven-day average of daily new confirmed and probable cases (by date of test collection) for CDC week 24 (week ending 6/19/21), was **78**, which is a rate of **3.0** daily new cases per 100,000 residents. Over the past 2 weeks, rates of new COVID-19 diagnoses in the cities of Addison, Lancaster, Sachse and Seagoville have been about 50% higher than county-wide case rates. Rates of new COVID-19 diagnoses in the city of Cedar Hill, Garland and Rowlett have been about 30% higher than county-wide case rates.

As of the week ending 6/26/2021, about 58% of Dallas County residents age 12 years and older have received at least one dose of COVID-19 vaccine, including: 83% of residents age 65 years and older; 64% of residents between 40-64 years of age; 50% of residents 25-39 years of age; 39% of residents 18-24 years of age; and 26% of residents 12-17 years of age. In the cities of Coppell and Sunnyvale, greater than 85% of residents 18 years of age and older have received at least one dose of COVID-19 vaccine. In the cities of Addison and Highland Park, about 75% of residents 18 years of age and older have received at least one dose of COVID-19 vaccine. (*See below*) About 90% of COVID-19 cases diagnosed in June were in Dallas County residents who were not fully vaccinated. In Dallas County, 955 cases of COVID-19 breakthrough COVID-19 infections in fully

vaccinated individuals have been confirmed to date, of which 92 (10%) were hospitalized due to COVID-19 and 13 have died.

During the months of April, May, and June, 20% of all COVID-19 cases diagnosed in Dallas County were in children under the age of 18 years. To date, 67 children have been hospitalized with diagnoses of multisystem inflammatory syndrome (MIS-C), a rare but serious complication associated with COVID-19 infection. Of all Dallas County residents tested for COVID-19 by PCR during the week ending 6/35/21 (CDC week 25), **3.8%** of respiratory specimens tested positive for SARS-CoV-2. For week 24, area hospital labs have continued to report elevated numbers and proportions of respiratory specimens that are positive for other respiratory viruses by molecular tests: parainfluenza (16%), rhinovirus/enterovirus (24%) and **RSV (21%)**.

There are currently 8 active long-term care facility outbreaks. A cumulative total of 4,403 residents and 2,479 healthcare workers in long-term facilities in Dallas have been diagnosed with COVID-19. Of these, 1,124 have been hospitalized and 802 have died. About 20% of all deaths reported to date have been associated with long-term care facilities. One outbreak of COVID-19 in a congregate-living facility (e.g. homeless shelters, group homes, and halfway homes) has been reported in the past 30 days. A cumulative total of 639 residents and 225 staff members in congregate-living facilities in Dallas have been diagnosed with COVID-19. New cases are being reported as a daily aggregate, with more detailed summary reports updated on Friday evenings, available at: <https://www.dallascounty.org/departments/dchhs/2019-novel-coronavirus/daily-updates.php>.

Local health experts use hospitalizations, ICU admissions, and ER visits as three of the key indicators as part of determining the COVID-19 Risk Level (color-coded risk) and corresponding guidelines for activities during our COVID-19 response. The most recent COVID-19 hospitalization data for Dallas County, as reported to the North Central Texas Trauma Regional Advisory Council, can be found at www.dallascounty.org/covid-19 under “Monitoring Data,” and is updated regularly. This data includes information on the total available ICU beds, suspected and confirmed COVID-19 ER visits in the last 24 hours, confirmed COVID-19 inpatients, and COVID-19 deaths by actual date of death. The most recent forecasting from UTSW can be found [here](#).

Number and Percentage of Residents ≥18 Years Vaccinated for COVID-19 by City, Dallas County

As of Week Ending 6/26/21 (MMWR Week 25)					
City	Population of City ≥18 Years of age ²	Cumulative Residents ≥18 Years who Received ≥1 Dose of COVID-19 Vaccine ¹	Percent of Residents ≥18 Years Vaccinated With at Least 1 Dose ³	Cumulative Residents ≥18 Years Fully Vaccinated ⁴	Percent of Residents ≥18 Years Fully Vaccinated ^{3,4}
Addison	13,061	10,012	77%	7,563	58%
Balch Springs	16,590	8,218	50%	6,036	36%
Carrollton	105,102	23,914	N/A	17,997	N/A
Cedar Hill	34,268	20,230	59%	15,612	46%
Cockrell Hill	2,995	1,352	45%	1,051	35%
Coppell	30,387	26,228	86%	20,916	69%
Dallas	997,547	544,157	55%	412,461	41%
DeSoto	38,930	23,715	61%	17,862	46%
Duncanville	28,841	16,384	57%	12,206	42%
Farmers Branch	30,624	20,059	66%	15,272	50%
Garland	173,595	108,755	63%	83,443	48%
Glenn Heights	8,975	489	N/A	373	N/A
Grand Prairie	138,103	49,980	N/A	36,111	N/A
Highland Park	6,789	5,347	79%	4,311	64%
Hutchins	4,423	2,011	46%	1,440	33%
Irving	175,226	120,158	69%	88,688	51%
Lancaster	26,977	14,847	55%	11,164	41%
Mesquite	101,641	55,468	55%	41,767	41%
Richardson	90,645	41,412	N/A	32,309	N/A
Rowlett	47,915	26,573	56%	20,914	44%
Sachse	19,007	8,461	N/A	6,707	N/A
Seagoville	11,828	5,560	47%	4,147	35%
Sunnyvale	4,699	4,147	88%	3,375	72%
University Park	18,073	12,493	69%	9,965	55%
Wilmer	3,178	1,488	47%	1,056	33%
Countywide Total⁵	1,940,671	1,151,911	59%	873,094	45%

¹Does not include vaccinated persons who reside in portions of these cities which are not within Dallas County.

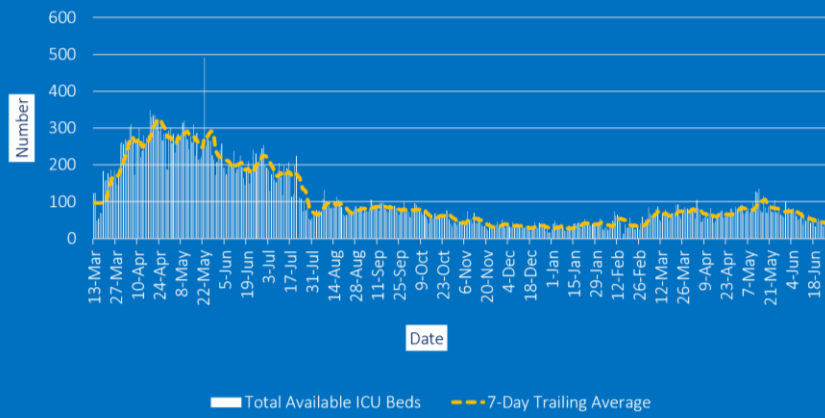
²U.S. Census 2019 estimates of populations of city residents 18 years and older, inclusive of portions of cities located outside of Dallas County.

³Not Available (N/A): vaccine coverage not calculated for cities in which >20% of the city population resides outside of Dallas County.

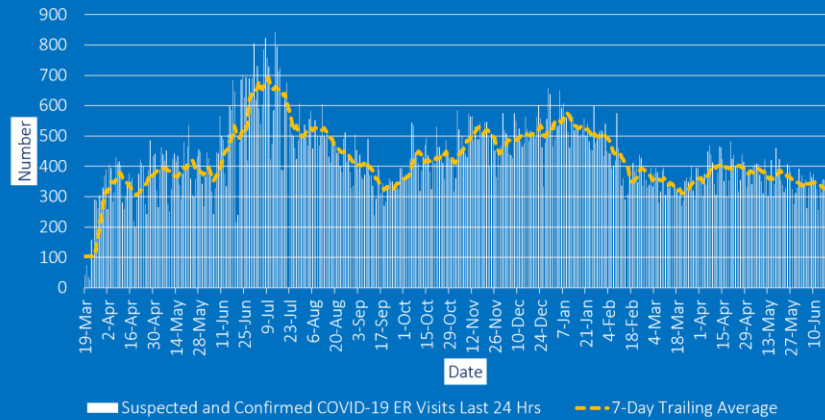
⁴Fully vaccinated = persons who have received 2 doses of mRNA vaccines or 1 dose of Johnson & Johnson COVID-19 vaccine.

⁵Includes only residents within Dallas County--does not include persons who reside in portions of these cities which are not within Dallas County.

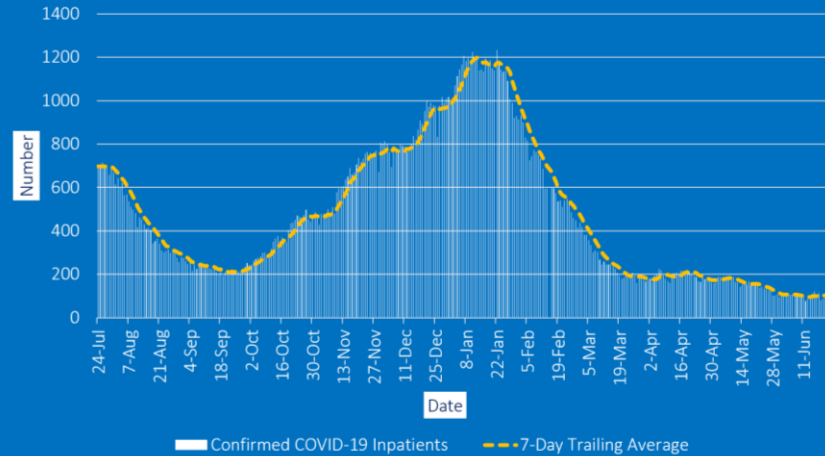
Trend for Total Available ICU Beds in Dallas County, June 30, 2021



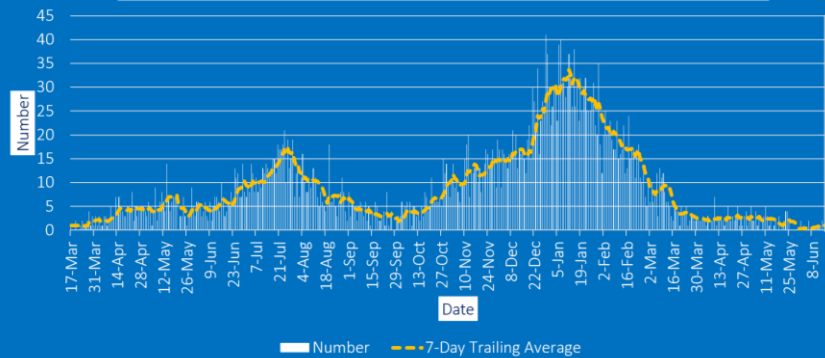
Trend for Suspected and Confirmed COVID-19 ER Visits in the Last 24 Hours in Dallas County, June 30, 2021



Confirmed COVID-19 Inpatients in Dallas County, June 30, 2021



COVID-19 Deaths by Actual Date of Death and 7-Day Trailing Average in Dallas County, July 1, 2021



“Today we report 160 new COVID-19 positive cases and three additional deaths. As of June 30th, hospitalizations across the region are up to 368 patients, with 128 in Dallas county. While these numbers are far lower than record highs, they do represent an upward trend. We are hearing from hospital partners that people who are hospitalized are overwhelmingly unvaccinated. Public health experts are concerned about the impact of the Delta variant, especially among the unvaccinated. Protect yourself from illness and keep our community moving forward by getting vaccinated. Find the vaccination site nearest to you by visiting: <https://www.vaccines.gov>,” said Dallas County Judge Clay Jenkins.

All Dallas County COVID-19 Updates and Information can be found here:

<https://www.dallascounty.org/covid-19/> and all guidance documents can be found here:

<https://www.dallascounty.org/covid-19/guidance-health.php>

Specific Guidance for the Public:

- [Dallas County COVID-19 Related Health Guidance for the Public](#)
- [Dallas County Measures for Protecting An Institution’s Workforce from COVID-19 Infection: Employer/Employee Guidance](#)
- [Dallas County Guidance for Individuals at High-Risk for Severe COVID-19](#)

The Centers for Disease Control and Prevention (CDC) recommends taking everyday preventive actions to help prevent the spread of respiratory diseases, including:

- If you’re unvaccinated, avoid close contact outside your home and put 6 feet of distance between yourself and people who don’t live in your household.
- Cover your mouth and nose with a cloth face cover when around others and continue to keep about 6 feet between yourself and others. The cloth face cover is not a substitute for social distancing.
- Stay home when you are sick, except to seek medical care
- Wash your hands often and with soap and water for at least 20 seconds and help young children to do the same. If soap and water are not available, use an alcohol-base hand sanitizer with at least 60% alcohol.
- Avoid touching your eyes, nose, and mouth with unwashed hands.
- Avoid close contact with people who are sick.
- Clean and disinfect frequently touched objects and surfaces daily using a regular household cleaning spray or wipes.
- Cover your cough or sneeze with a tissue, then throw the tissue in the trash. If you do not have a tissue, use your sleeve, not your hands. Immediately wash your hands.
- Monitor your health daily. Be alert for symptoms. Take your temperature and follow CDC guidance if symptoms develop.

Additional information is available at the following websites:

- CDC: <https://www.cdc.gov/coronavirus/2019-ncov/index.html>
- CDC Travel Information: <https://www.cdc.gov/coronavirus/2019-ncov/travelers/index.html>
- DSHS: <https://dshs.texas.gov/coronavirus/>
- DCHHS: <https://www.dallascounty.org/departments/dchhs/2019-novel-coronavirus.php>

CONTACT:

Clay Lewis Jenkins, Dallas County Judge

Clay.Jenkins@dallascounty.org

[214-653-7949](tel:214-653-7949)

###