



FOR IMMEDIATE RELEASE

July 20, 2021

Dallas County Reports Three-Day Total of 870 New Positive 2019 Novel Coronavirus (COVID-19) Cases and 5 Deaths, Including 144 Probable Cases

DALLAS -- As of 2:00 pm July 20, 2021 Dallas County Health and Human Services is reporting 870 additional positive cases of 2019 novel coronavirus (COVID-19) in Dallas County, 726 confirmed cases and 144 probable cases. There is a cumulative total of 266,274 confirmed cases (PCR test). There is a cumulative total of 44,447 probable cases (antigen test). A total of 4,166 Dallas County residents have lost their lives due to COVID-19 illness. Today's release includes the numbers of new cases from Saturday, Sunday and Monday.

Dallas County Health and Human Services (DCHHS) provided over 497,000 total doses of COVID-19 vaccine at the Fair Park mega-vaccine clinic, which operated January 11 through July 17. A pop-up vaccination clinic at Fair Park will continue over the next two weekends, Saturday, July 27 and Saturday, July 31 from 10am-3pm in Lot 13.

The additional deaths being reported today include the following:

- A woman in her 50's who was a resident of the City of Dallas. She had been critically ill in an area hospital and had underlying high risk health conditions.
- A man in his 60's who was a resident of the City of Lancaster. He expired in an area hospital ED and had underlying high risk health conditions.
- A woman in her 60's who was a resident of the City of Mesquite. She expired in an area hospital ED and had underlying high risk health conditions.
- A man in his 80's who was a resident of the City of Mesquite. He expired in an area hospital ED and had underlying high risk health conditions.
- A man in his 80's who was a resident of the City of Richardson. He expired in hospice care and had underlying high risk health conditions.

To date, a total of 180 cases with SARS-CoV-2 variants of concern have been identified in residents of Dallas County, including: 144 cases of B.1.1.7 (Alpha) variants; three B.1.351 (Beta) variants; sixteen B.1.617.2 (Delta) variants; and seventeen P.1 (Gamma) variants. Twenty-one have been hospitalized and three have died. One fully vaccinated patient subsequently became ill from B.1.1.7 infection and died. The provisional seven-day average of daily new confirmed and probable cases (by date of test collection) for CDC week 27 (week ending 7/10/21), was **184**, which is a rate of **7.0** daily new cases per 100,000 residents. Over the past 2 weeks, rates of new COVID-19 diagnoses in the cities of Cedar Hill, Duncanville, Sachse, Sunnyvale, and Wylie have been about 50% higher than county-wide case rates. Rates of new COVID-19 diagnoses in the city of Addison and Grand Prairie have been about 30% higher than county-wide case rates.

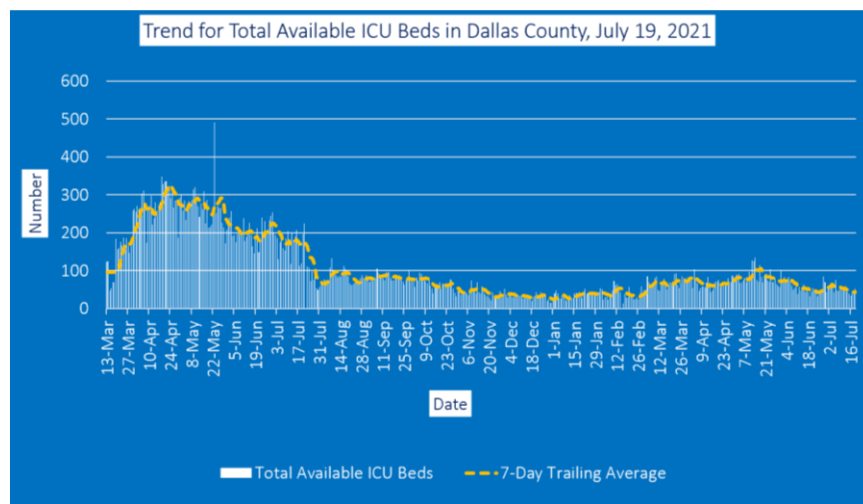
As of the week ending 7/10/2021, about 58% of Dallas County residents age 12 years and older have received at least one dose of COVID-19 vaccine, including: 84% of residents age 65 years and older; 66% of residents between 40-64 years of age; 52% of residents 25-39 years of age; 42% of residents 18-24 years of age; and 29% of residents 12-17 years of age. In the cities of Coppell and Sunnyvale, greater than 87% of residents 18 years of age and older have received at least one dose of COVID-19 vaccine. In the cities of Addison and Highland Park, about 80% of residents 18 years of age and older have received at least one dose of COVID-19 vaccine.

(See below) About 82% of COVID-19 cases diagnosed in Week 27 were Dallas County residents who were not fully vaccinated. In Dallas County, 1,338 cases of COVID-19 breakthrough COVID-19 infections in fully vaccinated individuals have been confirmed to date, of which 105 (8%) were hospitalized and 14 have died due to COVID-19.

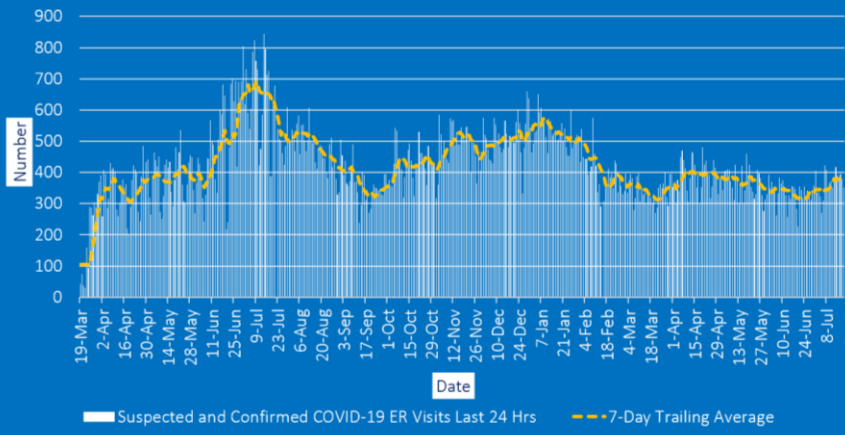
An outbreak of 3 cases of COVID-19 has been reported involving three children between 7-10 years of age, attending a day camp in Dallas County. To date, 68 children have been hospitalized with diagnoses of multisystem inflammatory syndrome (MIS-C), a rare but serious complication associated with COVID-19 infection. Of all Dallas County residents tested for COVID-19 by PCR during the week ending 7/10/21 (CDC week 27), **6.9%** of respiratory specimens tested positive for SARS-CoV-2. For week 27, area hospital labs have continued to report elevated numbers and proportions of respiratory specimens that are positive for other respiratory viruses by molecular tests: parainfluenza (12%), rhinovirus/enterovirus (21%) and RSV (32%).

There are currently 8 active long-term care facility outbreaks. A cumulative total of 4,406 residents and 2,486 healthcare workers in long-term facilities in Dallas have been diagnosed with COVID-19. Of these, 1,128 have been hospitalized and 811 have died. About 20% of all deaths reported to date have been associated with long-term care facilities. One outbreak of COVID-19 in a congregate-living facility (e.g. homeless shelters, group homes, and halfway homes) has been reported in the past 30 days. A cumulative total of 640 residents and 225 staff members in congregate-living facilities in Dallas have been diagnosed with COVID-19. New cases are being reported as a daily aggregate, with more detailed data dashboards and summary reports updated on Friday evenings, available at: <https://www.dallascounty.org/departments/dchhs/2019-novel-coronavirus/daily-updates.php>.

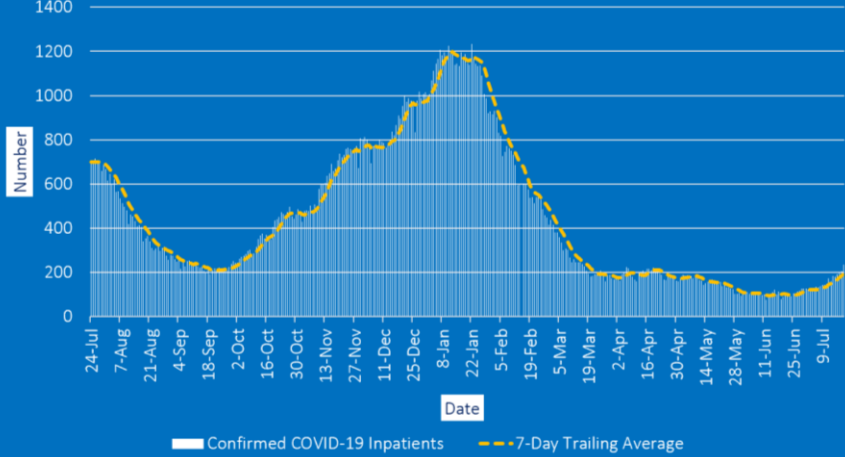
Local health experts use hospitalizations, ICU admissions, and ER visits as three of the key indicators as part of determining the COVID-19 Risk Level (color-coded risk) and corresponding guidelines for activities during our COVID-19 response. The most recent COVID-19 hospitalization data for Dallas County, as reported to the North Central Texas Trauma Regional Advisory Council, can be found at www.dallascounty.org/covid-19 under “Monitoring Data,” and is updated regularly. This data includes information on the total available ICU beds, suspected and confirmed COVID-19 ER visits in the last 24 hours, confirmed COVID-19 inpatients, and COVID-19 deaths by actual date of death. The most recent forecasting from UTSW can be found [here](#).



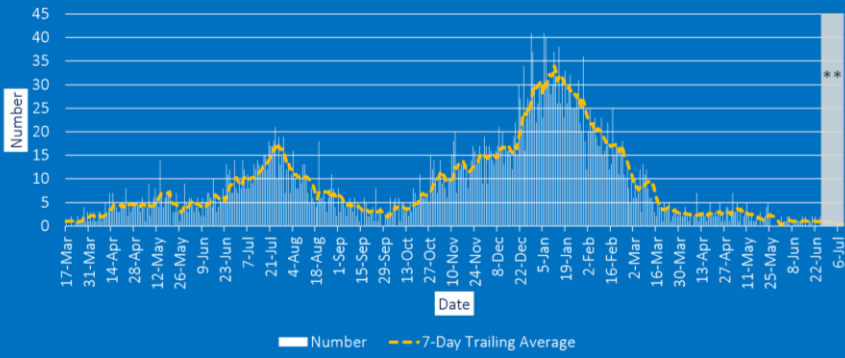
Trend for Suspected and Confirmed COVID-19 ER Visits in the Last 24 Hours in Dallas County, July 19, 2021



Confirmed COVID-19 Inpatients in Dallas County, July 19, 2021



COVID-19 Deaths by Actual Date of Death and 7-Day Trailing Average in Dallas County, July 20, 2021



Number and Percentage of Residents ≥18 Years Vaccinated for COVID-19 by City, Dallas County

As of Week Ending 7/10/21 (MMWR Week 27)					
City	Population of City ≥18 years of age ²	Cumulative Residents ≥18 Years who Received ≥ 1 Dose of COVID-19 Vaccine ¹	Percent of Residents ≥18 Years Vaccinated with at Least 1 Dose ³	Cumulative Residents ≥18 Years Fully Vaccinated ⁴	Percent of Residents ≥18 Years Fully Vaccinated ^{3,4}
Addison	13,061	10,306	79%	7,695	59%
Balch Springs	16,590	8,520	51%	6,117	37%
Carrollton	105,102	24,707	N/A	18,300	N/A
Cedar Hill	34,268	20,767	61%	15,817	46%
Cockrell Hill	2,995	1,391	46%	1,075	36%
Coppell	30,387	26,724	88%	21,165	70%
Dallas	997,547	560,473	56%	418,028	42%
Desoto	38,930	24,395	63%	18,121	47%
Duncanville	28,841	16,858	58%	12,369	43%
Farmers Branch	30,624	20,684	68%	15,551	51%
Garland	173,595	112,152	65%	84,621	49%
Glenn Heights	8,975	529	N/A	374	N/A
Grand Prairie	138,103	51,762	N/A	36,917	N/A
Highland Park	6,789	5,402	80%	4,346	64%
Hutchins	4,423	2,121	48%	1,458	33%
Irving	175,226	124,654	71%	90,545	52%
Lancaster	26,977	15,396	57%	11,341	42%
Mesquite	101,641	57,305	56%	42,410	42%
Richardson	90,645	42,294	N/A	32,665	N/A
Rowlett	47,915	27,238	57%	21,170	44%
Sachse	19,007	8,677	N/A	6,778	N/A
Seagoville	11,828	5,764	49%	4,203	36%
Sunnyvale	4,699	4,214	90%	3,399	72%
University Park	18,073	12,643	70%	10,045	56%
Wilmer	3,178	1,546	49%	1,078	34%
Countywide Total⁵	1,940,671	1,186,985	61%	885,945	46%

¹Does not include vaccinated persons who reside in portions of these cities which are not within Dallas County.

²U.S. Census 2019 estimates of populations of city residents 18 years and older, inclusive of portions of cities located outside of Dallas County.

³Not Available (N/A): vaccine coverage not calculated for cities in which >20% of the city population resides outside of Dallas County.

⁴Fully vaccinated = persons who have received 2 doses of mRNA vaccines or 1 dose of Johnson & Johnson COVID-19 vaccine.

⁵Includes only residents with Dallas County--does not include persons who reside in portions of these cities which are not within Dallas County.

“Today we report 870 new COVID-19 cases and five additional deaths, which is a three-day total from Saturday through Monday. Last week’s three-day total was 626 new cases and the week before that, which was a four-day total due to the July 4th holiday, totaled 319 cases. In addition to increasing daily cases, our hospitalizations have doubled in July. The slope of our upward trend is concerning and is more dramatic in the past week with increased hospital admissions, patients hospitalized and an increased percentage of cases in the ICU. The models continue to predict increases as well.

There are locations open all across the county where you can get your vaccine. Find a location near you at www.Vaccines.gov. This upcoming Saturday, July 24 and next Saturday, July 31, DCHHS is hosting a vaccine pop-up clinic at Fair Park, Lot 13, from 10am-3pm for Pfizer only. Appointments aren’t required but are encouraged. Sign up here: <https://dallas-county.quickscreen.health/dallas-co#/screening>. Don’t delay, sign-up for your vaccine today,” said Dallas County Judge Clay Jenkins.

All Dallas County COVID-19 Updates and Information can be found here:

<https://www.dallascounty.org/covid-19/> and all guidance documents can be found here:

<https://www.dallascounty.org/covid-19/guidance-health.php>

Specific Guidance for the Public:

- [Dallas County COVID-19 Related Health Guidance for the Public](#)
- [Dallas County Measures for Protecting An Institution's Workforce from COVID-19 Infection: Employer/Employee Guidance](#)
- [Dallas County Guidance for Individuals at High-Risk for Severe COVID-19](#)

The Centers for Disease Control and Prevention (CDC) recommends taking everyday preventive actions to help prevent the spread of respiratory diseases, including:

- If you're unvaccinated, avoid close contact outside your home and put 6 feet of distance between yourself and people who don't live in your household.
- Cover your mouth and nose with a cloth face cover when around others and continue to keep about 6 feet between yourself and others. The cloth face cover is not a substitute for social distancing.
- Stay home when you are sick, except to seek medical care
- Wash your hands often and with soap and water for at least 20 seconds and help young children to do the same. If soap and water are not available, use an alcohol-base hand sanitizer with at least 60% alcohol.
- Avoid touching your eyes, nose, and mouth with unwashed hands.
- Avoid close contact with people who are sick.
- Clean and disinfect frequently touched objects and surfaces daily using a regular household cleaning spray or wipes.
- Cover your cough or sneeze with a tissue, then throw the tissue in the trash. If you do not have a tissue, use your sleeve, not your hands. Immediately wash your hands.
- Monitor your health daily. Be alert for symptoms. Take your temperature and follow CDC guidance if symptoms develop.

Additional information is available at the following websites:

- CDC: <https://www.cdc.gov/coronavirus/2019-ncov/index.html>
- CDC Travel Information: <https://www.cdc.gov/coronavirus/2019-ncov/travelers/index.html>
- DSHS: <https://dshs.texas.gov/coronavirus/>
- DCHHS: <https://www.dallascounty.org/departments/dchhs/2019-novel-coronavirus.php>

CONTACT:

Clay Lewis Jenkins, Dallas County Judge

Clay.Jenkins@dallascounty.org

[214-653-7949](tel:214-653-7949)

###