



FOR IMMEDIATE RELEASE

August 4, 2021

Dallas County Reports Total of 893 New Positive 2019 Novel Coronavirus (COVID-19) Cases and 5 Deaths, Including 142 Probable Cases

DALLAS -- As of 2:00 pm August 4, 2021 Dallas County Health and Human Services is reporting 893 additional positive cases of 2019 novel coronavirus (COVID-19) in Dallas County, 751 confirmed cases and 142 probable cases. There is a cumulative total of 2 274,900 confirmed cases (PCR test). There is a cumulative total of 45,832 probable cases (antigen test). A total of 4,216 Dallas County residents have lost their lives due to COVID-19 illness.

Dallas County Health and Human Services (DCHHS) provided over 497,000 total doses of COVID-19 vaccine at the Fair Park mega-vaccine clinic, which operated January 11 through July 17. A pop-up vaccination clinic at Fair Park will take place on Saturdays through September 18, from 8am-2pm in Lot 13 for Pfizer first and second doses.

The additional deaths being reported today include the following:

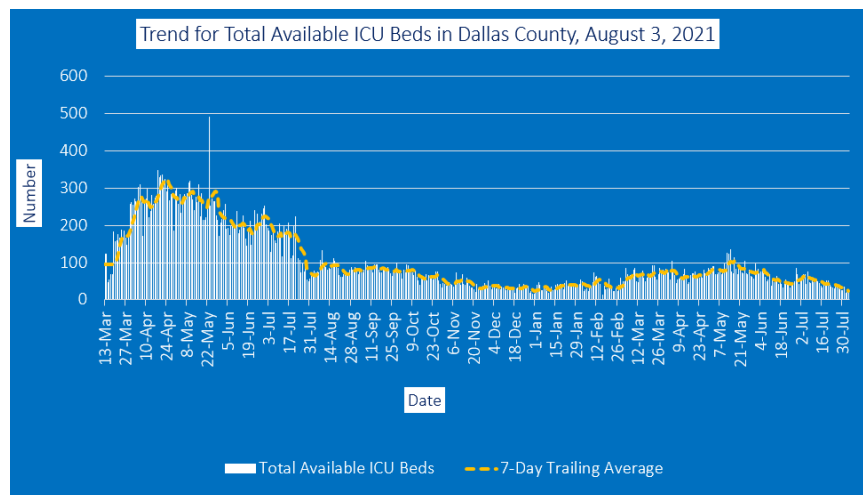
- A woman in her 60's who was a resident of the City of Dallas. She expired in hospice and had underlying high risk health conditions.
- A man in his 60's who was a resident of a long-term care facility in the City of Irving. He expired in hospice and had underlying high risk health conditions.
- A man in his 70's who was a resident of the City of Dallas. He had been hospitalized and had underlying high risk health conditions.
- A woman in her 70's who was a resident of the City of Lancaster. She had been critically ill in an area hospital and had underlying high risk health conditions.
- A woman in her 90's who was a resident of a long-term care facility in the City of Irving. She expired in the facility and had underlying high risk health conditions.

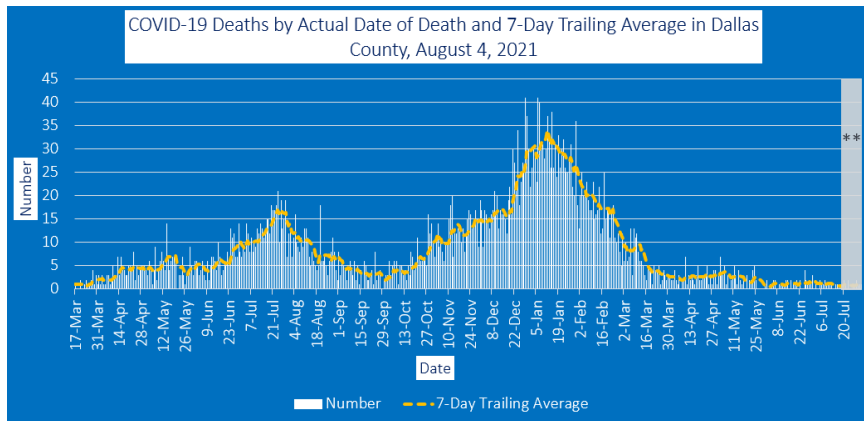
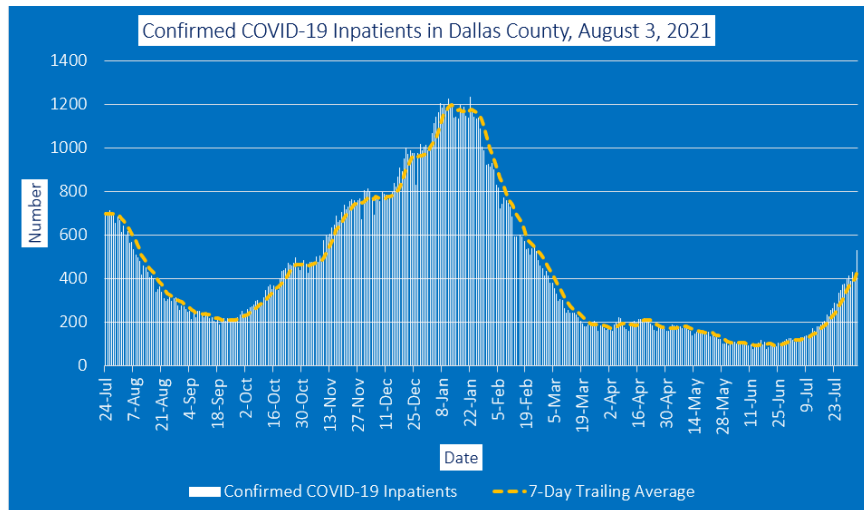
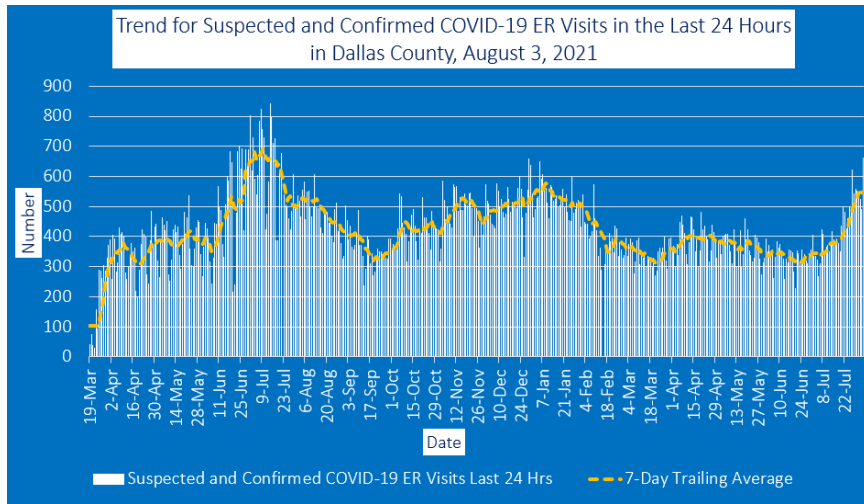
To date, a total of 193 cases with SARS-CoV-2 variants of concern have been identified in residents of Dallas County, including: 146 cases of B.1.1.7 (Alpha) variants; three B.1.351 (Beta) variants; twenty-five B.1.617.2 (Delta) variants; and nineteen P.1 (Gamma) variants. Twenty-one have been hospitalized and three have died. One fully vaccinated patient subsequently became ill from B.1.1.7 infection and died. The provisional seven-day average of daily new confirmed and probable cases (by date of test collection) for CDC week 29 (week ending 7/24/21), was **525**, which is a rate of **19.9** daily new cases per 100,000 residents. As of the week ending 7/24/2021, about 59% of Dallas County residents age 12 years and older have received at least one dose of COVID-19 vaccine, including: 85% of residents age 65 years and older; 67% of residents between 40-64 years of age; 53% of residents 25-39 years of age; 43% of residents 18-24 years of age; and 32% of residents 12-17 years of age. In the cities of Coppell and Sunnyvale, greater than 88% of residents 18 years of age and older have received at least one dose of COVID-19 vaccine. In the cities of Addison and Highland Park, about 80% of residents 18 years of age and older have received at least one dose of COVID-19 vaccine. (*See below*).

About 86% of COVID-19 cases diagnosed in Week 29 were Dallas County residents who were not fully vaccinated. In Dallas County, 2,115 cases of COVID-19 breakthrough COVID-19 infections in fully vaccinated individuals have been confirmed to date, of which 261 (12.3%) were hospitalized and 29 have died due to COVID-19. Of all Dallas County residents tested for COVID-19 by PCR during the week ending 7/24/21 (CDC week 29), **12.0%** of respiratory specimens tested positive for SARS-CoV-2. For week 29, area hospital labs have continued to report elevated numbers and proportions of respiratory specimens that are positive for other respiratory viruses by molecular tests: parainfluenza (9.1%), rhinovirus/enterovirus (20%) and RSV (37%).

There are currently 31 active long-term care facility outbreaks. A cumulative total of 4,416 residents and 2,513 healthcare workers in long-term facilities in Dallas have been diagnosed with COVID-19. Of these, 1,131 have been hospitalized and 814 have died. About 20% of all deaths reported to date have been associated with long-term care facilities. There have been three outbreaks of COVID-19 in a congregate-living facility (e.g. homeless shelters, group homes, and halfway homes) reported within the past 30 days. A cumulative total of 642 residents and 226 staff members in congregate-living facilities in Dallas have been diagnosed with COVID-19. New cases are being reported as a daily aggregate, with more detailed data dashboards and summary reports updated on Friday evenings, available at: <https://www.dallascounty.org/departments/dchhs/2019-novel-coronavirus/daily-updates.php>.

Local health experts use hospitalizations, ICU admissions, and ER visits as three of the key indicators as part of determining the COVID-19 Risk Level (color-coded risk) and corresponding guidelines for activities during our COVID-19 response. The most recent COVID-19 hospitalization data for Dallas County, as reported to the North Central Texas Trauma Regional Advisory Council, can be found at www.dallascounty.org/covid-19 under “Monitoring Data,” and is updated regularly. This data includes information on the total available ICU beds, suspected and confirmed COVID-19 ER visits in the last 24 hours, confirmed COVID-19 inpatients, and COVID-19 deaths by actual date of death. The most recent forecasting from UTSW can be found [here](#).





Dallas County Residents Vaccinated for COVID-19 by City: as of Week Ending 7/24/21 (MMWR Week 29)							
City	Population of City ≥18 years of age ²	Cumulative Residents 12-17 Years who Received ≥ 1 Dose of COVID-19 Vaccine ¹	Cumulative Residents ≥18 Years who Received ≥ 1 Dose of COVID-19 Vaccine ¹	Percent of Residents ≥18 Years Vaccinated with at Least 1 Dose ³	Cumulative Residents 12-17 Years Fully Vaccinated ⁴	Cumulative Residents ≥18 Years Fully Vaccinated ⁴	Percent of Residents ≥18 Years Fully Vaccinated ^{3,4}
Addison	13,061	311	10,481	80%	193	7,877	60%
Balch Springs	16,590	669	8,794	53%	416	6,383	38%
Carrollton	105,102	1,250	25,133	N/A	814	18,821	N/A
Cedar Hill	34,268	1,572	21,150	62%	1,088	16,273	47%
Cockrell Hill	2,995	84	1,408	47%	58	1,103	37%
Coppell	30,387	3,044	26,972	89%	2,168	21,520	71%
Dallas	997,547	30,054	570,579	57%	19,576	429,622	43%
Desoto	38,930	1,431	24,877	64%	964	18,659	48%
Duncanville	28,841	1,029	17,165	60%	696	12,707	44%
Farmers Branch	30,624	819	20,970	68%	519	15,978	52%
Garland	173,595	7,589	114,376	66%	4,915	87,002	50%
Glenn Heights	8,975	23	535	N/A	5	374	N/A
Grand Prairie	138,103	3,891	192,565	N/A	2,621	38,158	N/A
Highland Park	6,789	347	9,168	80%	243	4,399	65%
Hutchins	4,423	98	5,718	49%	62	1,557	35%
Irving	175,226	8,940	239,783	72%	5,903	93,631	53%
Lancaster	26,977	1,204	39,214	59%	667	11,767	44%
Mesquite	101,641	4,085	143,456	58%	2,591	43,783	43%
Richardson	90,645	2,456	116,432	N/A	1,742	33,335	N/A
Rowlett	47,915	1,783	63,793	58%	1,260	21,589	45%
Sechse	19,007	823	25,607	N/A	569	6,901	N/A
Seagoville	11,828	374	16,514	50%	239	4,334	37%
Sunnyvale	4,699	393	6,484	90%	284	3,443	73%
University Park	18,073	1,329	25,036	70%	933	10,171	56%
Wilmer	3,178	97	4,383	50%	49	1,126	35%
Countywide Total⁵	1,940,671	73,724	1,208,450	62%	43,725	910,877	47%

¹ Does not include vaccinated persons who reside in portions of these cities which are not within Dallas County.

² U.S. Census 2019 estimates of populations of city residents 18 years and older, inclusive of portions of cities located outside of Dallas County.

³ Not Available (N/A): vaccine coverage not calculated for cities in which >20% of the city population resides outside of Dallas County.

⁴ Fully vaccinated = persons who have received 2 doses of mRNA vaccines or 1 dose of Johnson & Johnson COVID-19 vaccine.

⁵ Includes only residents with Dallas County--does not include persons who reside in portions of these cities which are not within Dallas County.

“Today we report 893 new cases of COVID-19 and five deaths. August 3rd and 4th have been the highest recorded days for suspected COVID ER visits in the RAC data in the last year, at 663 and 703 per day. The only higher numbers we’ve seen were at the height of the June/July 2020 surge. While news of a heightened level of community spread in our region may be discouraging, I ask everyone to do their part and read the updated public health guidance and follow those precautions based on their personal circumstance. Masking, physical distancing, and avoiding high risk settings are proven interventions which can help curb cases and save lives. For the recently updated local health guidance, visit: <http://www.dallascountycovid.org/>,” said Dallas County Judge Clay Jenkins.

All Dallas County COVID-19 Updates and Information can be found here:

<https://www.dallascounty.org/covid-19/> and all guidance documents can be found here:

<https://www.dallascounty.org/covid-19/guidance-health.php>

Specific Guidance for the Public:

- [Dallas County COVID-19 Related Health Guidance for the Public](#)
- [Dallas County Measures for Protecting An Institution’s Workforce from COVID-19 Infection: Employer/Employee Guidance](#)
- [Dallas County Guidance for Individuals at High-Risk for Severe COVID-19](#)

The Centers for Disease Control and Prevention (CDC) recommends taking everyday preventive actions to help prevent the spread of respiratory diseases, including:

- If you’re unvaccinated, avoid close contact outside your home and put 6 feet of distance between yourself and people who don’t live in your household.
- Cover your mouth and nose with a cloth face cover when around others and continue to keep about 6 feet between yourself and others. The cloth face cover is not a substitute for social distancing.
- Stay home when you are sick, except to seek medical care

- Wash your hands often and with soap and water for at least 20 seconds and help young children to do the same. If soap and water are not available, use an alcohol-base hand sanitizer with at least 60% alcohol.
- Avoid touching your eyes, nose, and mouth with unwashed hands.
- Avoid close contact with people who are sick.
- Clean and disinfect frequently touched objects and surfaces daily using a regular household cleaning spray or wipes.
- Cover your cough or sneeze with a tissue, then throw the tissue in the trash. If you do not have a tissue, use your sleeve, not your hands. Immediately wash your hands.
- Monitor your health daily. Be alert for symptoms. Take your temperature and follow CDC guidance if symptoms develop.
- CDC recommends that anyone with any signs or symptoms of COVID-19 get tested, regardless of vaccination status or prior infection.
- If you get tested because you have symptoms or were potentially exposed to the virus, you should stay away from others pending test results and follow the advice of your health care provider or a public health professional.

Additional information is available at the following websites:

- CDC: <https://www.cdc.gov/coronavirus/2019-ncov/index.html>
- CDC Travel Information: <https://www.cdc.gov/coronavirus/2019-ncov/travelers/index.html>
- DSHS: <https://dshs.texas.gov/coronavirus/>
- DCHHS: <https://www.dallascounty.org/departments/dchhs/2019-novel-coronavirus.php>

CONTACT:

Clay Lewis Jenkins, Dallas County Judge

Clay.Jenkins@dallascounty.org

[214-653-7949](tel:214-653-7949)

###