



FOR IMMEDIATE RELEASE

August 10, 2021

Dallas County Reports Three-Day Total of 3,270 New Positive 2019 Novel Coronavirus (COVID-19) Cases and 5 Deaths, Including 311 Probable Cases

DALLAS -- As of 3:00 pm August 10, 2021 Dallas County Health and Human Services is reporting 3,270 additional positive cases of 2019 novel coronavirus (COVID-19) in Dallas County, 2,959 confirmed cases and 311 probable cases. There is a cumulative total of 280,490 confirmed cases (PCR test). There is a cumulative total of 46,449 probable cases (antigen test). A total of 4,232 Dallas County residents have lost their lives due to COVID-19 illness. Today's press release includes the number of new cases from Saturday, Sunday and Monday.

Dallas County Health and Human Services (DCHHS) provided nearly 500,000 total doses of COVID-19 vaccine at the Fair Park mega-vaccine clinic, which operated January 11 through July 17. A pop-up vaccination clinic at Fair Park will take place on Saturdays through September 18, from 8am-2pm in Lot 13 for Pfizer first and second doses.

The additional deaths being reported today include the following:

- A man in his 40's who was a resident of the City of Addison. He had been critically ill in an area hospital and had underlying high risk health conditions.
- A woman in her 50's who was a resident of the City of Irving. She had been critically ill in an area hospital and had underlying high risk health conditions.
- A man in his 50's who was a resident of the City of Dallas. He had been critically ill in an area hospital and had underlying high risk health conditions.
- A man in his 80's who was a resident of the City of Grand Prairie. He had been critically ill in an area hospital and had underlying high risk health conditions.
- A woman in her 80's who was a resident of the City of Garland. She was found deceased at home and had underlying high risk health conditions.

To date, a total of 193 cases with SARS-CoV-2 variants of concern have been identified in residents of Dallas County, including: 146 cases of B.1.1.7 (Alpha) variants; three B.1.351 (Beta) variants; twenty-five B.1.617.2 (Delta) variants; and nineteen P.1 (Gamma) variants. Twenty-one have been hospitalized and three have died. One fully vaccinated patient subsequently became ill from B.1.1.7 infection and died. The provisional seven-day average of daily new confirmed and probable cases (by date of test collection) for CDC week 30 (week ending 7/31/21), was **806**, which is a rate of **30.6** daily new cases per 100,000 residents.

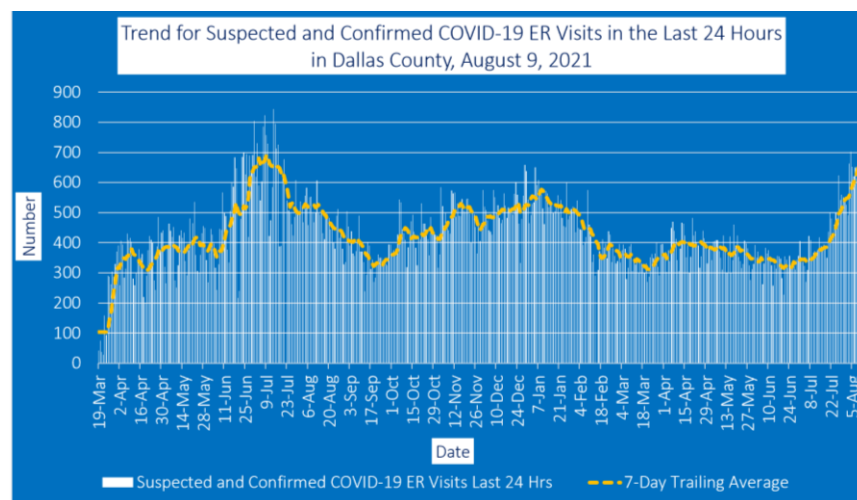
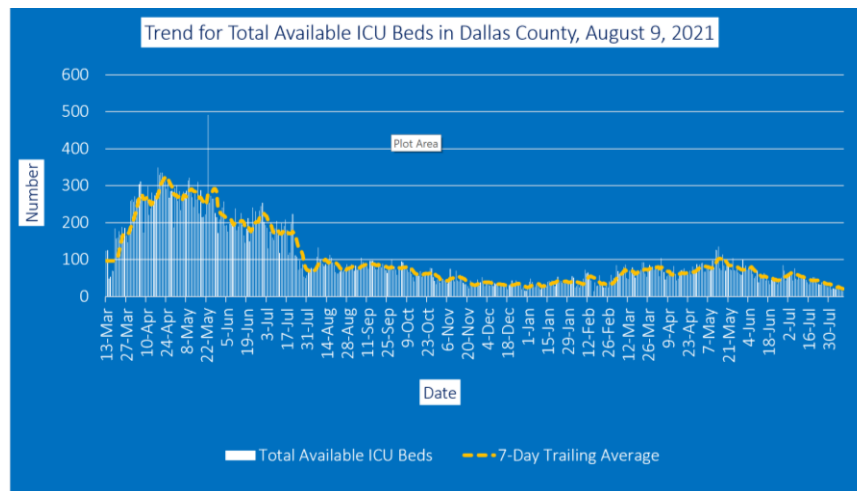
As of the week ending 7/31/2021, about 61% of Dallas County residents age 12 years and older have received at least one dose of COVID-19 vaccine, including: 85% of residents age 65 years and older; 69% of residents between 40-64 years of age; 55% of residents 25-39 years of age; 45% of residents 18-24 years of age; and 36% of residents 12-17 years of age. In the cities of Coppell and Sunnyvale, greater than 88% of residents 18 years of age and older have received at least one dose of COVID-19 vaccine. In the cities of Addison and Highland Park, about 80% of residents 18 years of age and older have received at least one dose of COVID-19 vaccine. (*See below*) About 84% of COVID-19 cases diagnosed in Week 30 were Dallas County residents who were not fully vaccinated. In Dallas County, 2,676 cases of COVID-19 breakthrough COVID-19 infections in fully

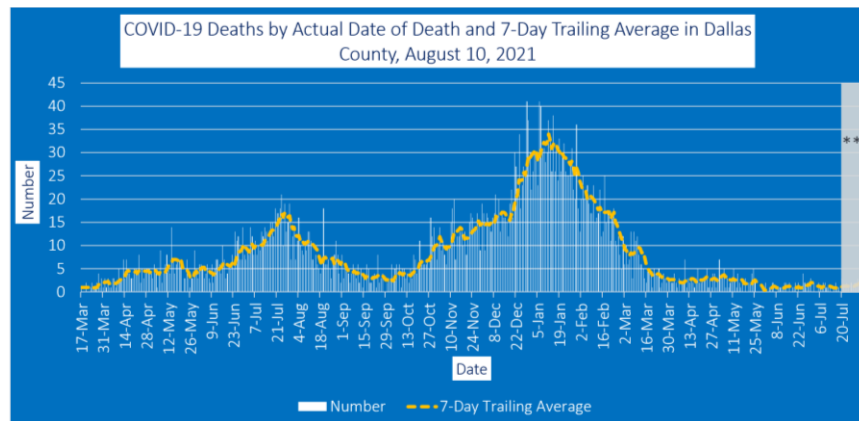
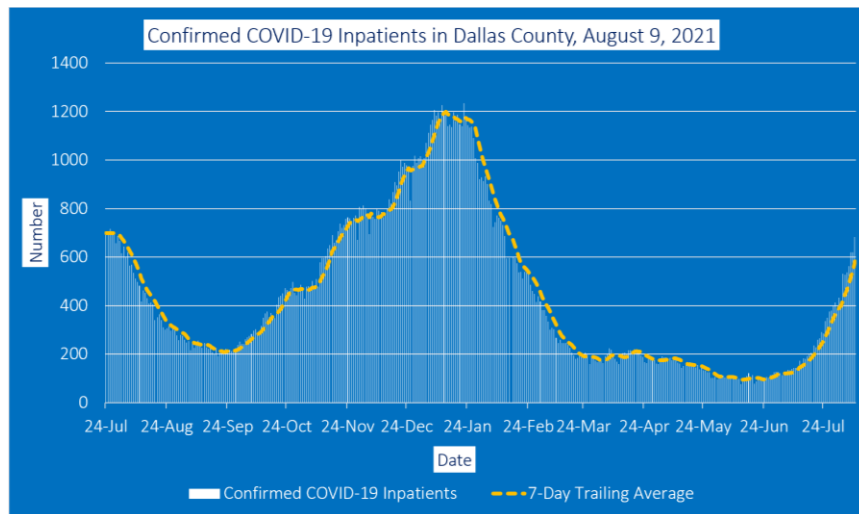
vaccinated individuals have been confirmed to date, of which 325 (12.1%) were hospitalized and 34 have died due to COVID-19. Of all Dallas County residents tested for COVID-19 by PCR during the week ending 7/31/21 (CDC week 30), **14.6%** of respiratory specimens tested positive for SARS-CoV-2. For week 30, area hospital labs have continued to report elevated numbers and proportions of respiratory specimens that are positive for other respiratory viruses by molecular tests: parainfluenza (6%), rhinovirus/enterovirus (22%) and RSV (35%).

There are currently 31 active long-term care facility outbreaks. A cumulative total of 4,416 residents and 2,513 healthcare workers in long-term facilities in Dallas have been diagnosed with COVID-19. Of these, 1,131 have been hospitalized and 814 have died. About 20% of all deaths reported to date have been associated with long-term care facilities. There have been eight outbreaks of COVID-19 in a congregate-living facility (e.g. homeless shelters, group homes, and halfway homes) reported within the past 30 days. A cumulative total of 646 residents and 228 staff members in congregate-living facilities in Dallas have been diagnosed with COVID-19.

New cases are being reported as a daily aggregate, with more detailed data dashboards and summary reports updated on Friday evenings, available at: <https://www.dallascounty.org/departments/dchhs/2019-novel-coronavirus/daily-updates.php>.

Local health experts use hospitalizations, ICU admissions, and ER visits as three of the key indicators as part of determining the COVID-19 Risk Level (color-coded risk) and corresponding guidelines for activities during our COVID-19 response. The most recent COVID-19 hospitalization data for Dallas County, as reported to the North Central Texas Trauma Regional Advisory Council, can be found at www.dallascounty.org/covid-19 under “Monitoring Data,” and is updated regularly. This data includes information on the total available ICU beds, suspected and confirmed COVID-19 ER visits in the last 24 hours, confirmed COVID-19 inpatients, and COVID-19 deaths by actual date of death. The most recent forecasting from UTSW can be found [here](#).





Dallas County Residents Vaccinated for COVID-19 by City: as of Week Ending 7/31/21 (MMWR Week 30)							
City	Population of City ≥18 years of age ²	Cumulative Residents 12-17 Years who Received ≥ 1 Dose of COVID-19 Vaccine ¹	Cumulative Residents ≥18 Years who Received ≥ 1 Dose of COVID-19 Vaccine ¹	Percent of Residents ≥18 Years Vaccinated with at Least 1 Dose ³	Cumulative Residents 12-17 Years Fully Vaccinated ⁴	Cumulative Residents ≥18 Years Fully Vaccinated ⁴	Percent of Residents ≥18 Years Fully Vaccinated ^{1,4}
Addison	13,061	349	10,747	82%	211	8,133	62%
Baich Springs	16,590	786	9,159	55%	452	6,689	40%
Carrollton	105,102	1,396	25,700	N/A	882	19,658	N/A
Cedar Hill	34,268	1,748	21,684	63%	1,149	16,791	49%
Cockrell Hill	2,995	96	1,452	49%	65	1,133	38%
Coppell	30,387	3,148	27,312	90%	2,271	22,075	73%
Dallas	997,547	33,367	584,119	59%	21,008	443,387	44%
Desoto	38,930	1,600	25,546	66%	1,041	19,189	49%
Duncanville	28,841	1,186	17,653	61%	764	13,114	46%
Farmers Branch	30,624	899	21,467	70%	571	16,560	54%
Garland	173,595	8,620	117,199	68%	5,403	90,079	52%
Glenn Heights	8,975	25	540	N/A	6	379	N/A
Grand Prairie	138,103	4,306	54,382	N/A	2,821	39,627	N/A
Highland Park	6,789	368	5,501	81%	252	4,447	66%
Hutchins	4,423	109	2,222	50%	67	1,656	37%
Irving	175,226	9,548	129,662	74%	6,336	97,463	56%
Lancaster	26,977	1,358	16,295	60%	729	12,226	45%
Mesquite	101,641	4,590	60,188	59%	2,807	45,363	45%
Richardson	90,645	2,636	43,615	N/A	1,821	34,148	N/A
Rowlett	47,915	1,987	28,276	59%	1,351	22,199	46%
Sachse	19,007	887	8,999	N/A	602	7,093	N/A
Seagoville	11,828	440	6,087	52%	263	4,526	38%
Sunnyvale	4,699	423	4,313	92%	303	3,507	75%
University Park	18,073	1,428	12,889	71%	971	10,301	57%
Wilmer	3,178	112	1,667	53%	53	1,168	37%
Countywide Total⁵	1,940,671	81,440	1,237,153	64%	52,216	941,281	49%

¹Does not include vaccinated persons who reside in portions of these cities which are not within Dallas County.
²U.S. Census 2019 estimates of populations of city residents 18 years and older, inclusive of portions of cities located outside of Dallas County.
³Not Available (N/A); vaccine coverage not calculated for cities in which >20% of the city population resides outside of Dallas County.
⁴Fully vaccinated = persons who have received 2 doses of mRNA vaccines or 1 dose of Johnson & Johnson COVID 19 vaccine.
⁵Includes only residents with Dallas County - does not include persons who reside in portions of these cities which are not within Dallas County.

“Today we report a three-day total of 3,270 cases and five additional deaths from COVID-19. Our cases and our hospitalizations continue to rise and unfortunately, the Delta variant, paired with our slowing vaccination rate, has caused a very serious turn in events. COVID-19 is spreading out of control in Dallas County, our North Texas region, the state of Texas, and throughout much of the nation. The Delta variant is truly a game changer. It’s significantly more contagious than the original COVID-19 strain. Whereas one person sick with the original strain would infect two others, with Delta, they’d infect at least five others. About two months ago, Delta only caused about 12% of cases in Texas. But now the most recent data from UTSW from North Texas suggests that 97% of our cases here are caused by the Delta variant.

Models predict ongoing dramatic increases in cases and hospitalizations over the coming weeks that will exceed the peak earlier this year unless behavior change takes place. Consistent with CDC guidance, all individuals in areas of substantial and high spread, as Dallas is, should mask in indoor public spaces, congregate settings (including outdoors where distancing is not available) and other areas where in contact with individuals who could be infected. And if you’re still unvaccinated, the time is now to get your shot. Please do not delay any longer. Go to www.vaccines.gov to find a location near you,” said Dallas County Judge Clay Jenkins.

All Dallas County COVID-19 Updates and Information can be found here:

<https://www.dallascounty.org/covid-19/> and all guidance documents can be found here:

<https://www.dallascounty.org/covid-19/guidance-health.php>

Specific Guidance for the Public:

- [Dallas County COVID-19 Related Health Guidance for the Public](#)
- [Dallas County Measures for Protecting An Institution’s Workforce from COVID-19 Infection: Employer/Employee Guidance](#)
- [Dallas County Guidance for Individuals at High-Risk for Severe COVID-19](#)

The Centers for Disease Control and Prevention (CDC) recommends taking everyday preventive actions to help prevent the spread of respiratory diseases, including:

- If you’re unvaccinated, avoid close contact outside your home and put 6 feet of distance between yourself and people who don’t live in your household.
- Cover your mouth and nose with a cloth face cover when around others and continue to keep about 6 feet between yourself and others. The cloth face cover is not a substitute for social distancing.
- Stay home when you are sick, except to seek medical care
- Wash your hands often and with soap and water for at least 20 seconds and help young children to do the same. If soap and water are not available, use an alcohol-base hand sanitizer with at least 60% alcohol.
- Avoid touching your eyes, nose, and mouth with unwashed hands.
- Avoid close contact with people who are sick.
- Clean and disinfect frequently touched objects and surfaces daily using a regular household cleaning spray or wipes.
- Cover your cough or sneeze with a tissue, then throw the tissue in the trash. If you do not have a tissue, use your sleeve, not your hands. Immediately wash your hands.
- Monitor your health daily. Be alert for symptoms. Take your temperature and follow CDC guidance if symptoms develop.
- CDC recommends that anyone with any signs or symptoms of COVID-19 get tested, regardless of vaccination status or prior infection.
- If you get tested because you have symptoms or were potentially exposed to the virus, you should stay away from others pending test results and follow the advice of your health care provider or a public health professional.

Additional information is available at the following websites:

- CDC: <https://www.cdc.gov/coronavirus/2019-ncov/index.html>
- CDC Travel Information: <https://www.cdc.gov/coronavirus/2019-ncov/travelers/index.html>
- DSHS: <https://dshs.texas.gov/coronavirus/>
- DCHHS: <https://www.dallascounty.org/departments/dchhs/2019-novel-coronavirus.php>

CONTACT:

Clay Lewis Jenkins, Dallas County Judge

Clay.Jenkins@dallascounty.org

[214-653-7949](tel:214-653-7949)

###