



FOR IMMEDIATE RELEASE

August 26, 2021

Dallas County Reports 1,632 New Positive 2019 Novel Coronavirus (COVID-19) Cases and 9 Deaths, Including 534 Probable Cases

DALLAS -- As of 3:00 pm August 26, 2021 Dallas County Health and Human Services is reporting 1,632 additional positive cases of 2019 novel coronavirus (COVID-19) in Dallas County, 1,098 confirmed cases and 534 probable cases. There is a cumulative total of 296,401 confirmed cases (PCR test). There is a cumulative total of 50,238 probable cases (antigen test). A total of 4,310 Dallas County residents have lost their lives due to COVID-19 illness.

Dallas County Health and Human Services (DCHHS) provided more than 500,000 total doses of COVID-19 vaccine at the Fair Park mega-vaccine clinic, which operated January 11 through July 17. A pop-up vaccination clinic at Fair Park will take place on Saturdays through September 18, from 8am-2pm in Lot 13 for Pfizer first and second doses.

The additional deaths being reported today include the following:

- A woman in her 20's who was a resident of the City of Richardson. She had been critically ill in an area hospital and had underlying high risk health conditions.
- A woman in her 20's who was a resident of the City of Mesquite. She had been critically ill in an area hospital and had underlying high risk health conditions.
- A man in his 40's who was a resident of the City of Dallas. He had been critically ill in an area hospital and had underlying high risk health conditions.
- A woman in her 50's who was a resident of the City of Dallas. She had been critically ill in an area hospital and had underlying high risk health conditions.
- A woman in her 50's who was a resident of the City of Dallas. She had been critically ill in an area hospital and had underlying high risk health conditions.
- A woman in her 60's who was a resident of the City of Garland. She had been critically ill in an area hospital and had underlying high risk health conditions.
- A woman in her 60's who was a resident of the City of Mesquite. She had been critically ill in an area hospital and had underlying high risk health conditions.
- A woman in her 70's who was a resident of the City of Dallas. She had been critically ill in an area hospital and had underlying high risk health conditions.
- A man in his 80's who was a resident of the City of Dallas. He has been critically ill in an area hospital and had underlying high risk health conditions.

To date, a total of 201 cases with SARS-CoV-2 variants of concern have been identified in residents of Dallas County, including: 146 cases of B.1.1.7 (Alpha) variants; three B.1.351 (Beta) variants; thirty-two B.1.617.2 (Delta) variants; and twenty P.1 (Gamma) variants. Twenty-one have been hospitalized and three have died. One fully vaccinated patient subsequently became ill from B.1.1.7 infection and died. The provisional

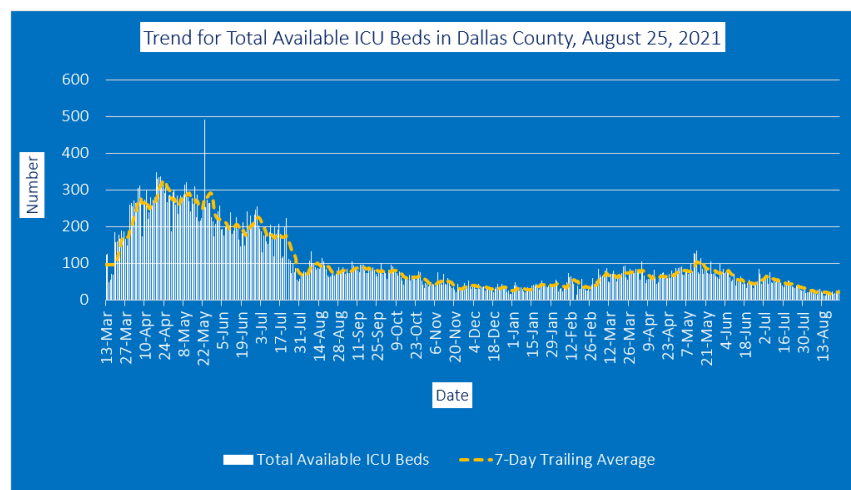
seven-day average of daily new confirmed and probable cases (by date of test collection) for CDC week 32 (week ending 8/14/21) was **1,118**, which is a rate of **42.2** daily new cases per 100,000 residents.

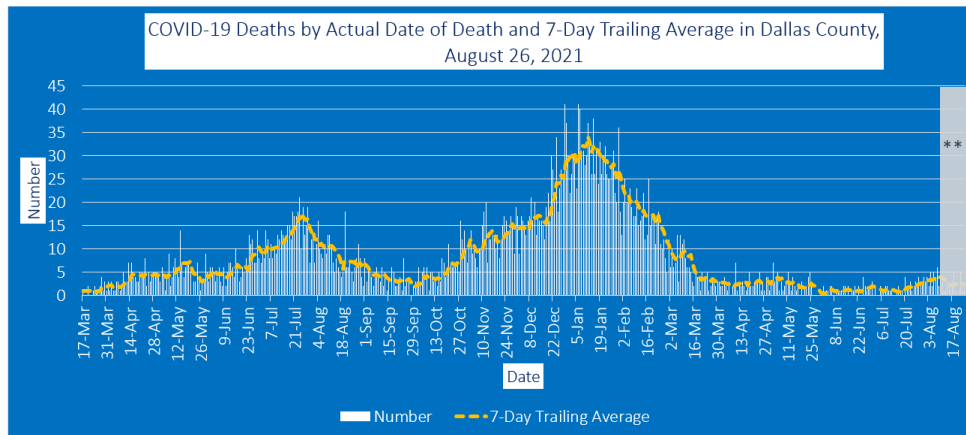
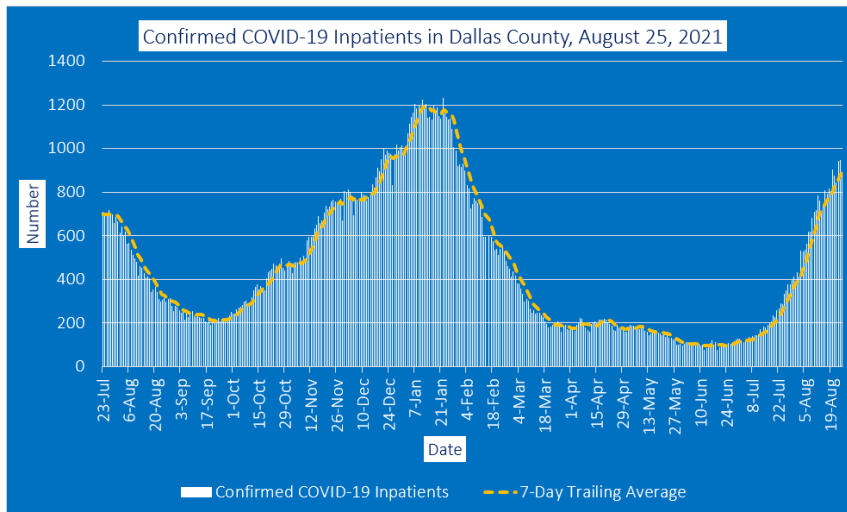
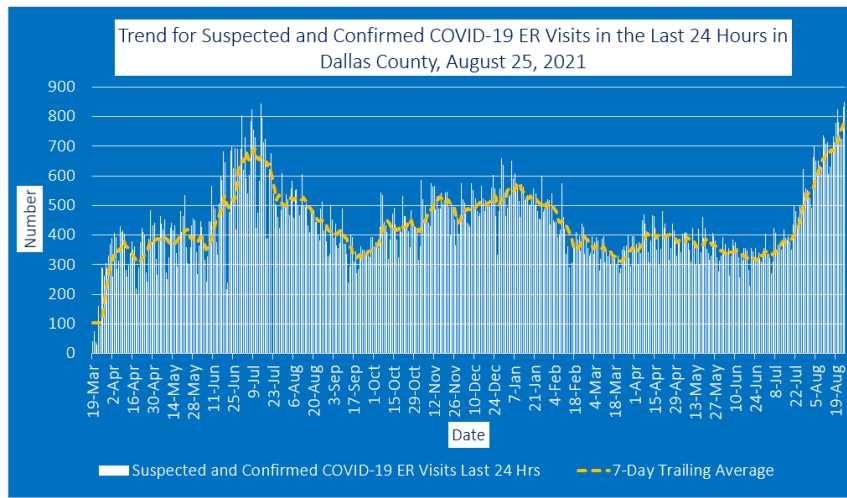
As of the week ending 8/14/2021, about 64% of Dallas County residents age 12 years and older have received at least one dose of COVID-19 vaccine, including: 86% of residents age 65 years and older; 71% of residents between 40-64 years of age; 59% of residents 25-39 years of age; 48% of residents 18-24 years of age; and 43% of residents 12-17 years of age. In the cities of Coppell and Sunnyvale, greater than 88% of residents 18 years of age and older have received at least one dose of COVID-19 vaccine. In the cities of Addison and Highland Park, greater than 80% of residents 18 years of age and older have received at least one dose of COVID-19 vaccine. (See below). About 85% of COVID-19 cases diagnosed in Week 32 were Dallas County residents who were not fully vaccinated. In Dallas County, 5,681 cases of COVID-19 breakthrough COVID-19 infections in fully vaccinated individuals have been confirmed to date, of which 179 (3.2%) were hospitalized and 22 have died due to COVID-19.

Of all Dallas County residents tested for COVID-19 by PCR during the week ending 8/14/2021 (CDC week 32), **17.1%** of respiratory specimens tested positive for SARS-CoV-2. For week 32, area hospital labs have continued to report elevated numbers and proportions of respiratory specimens that are positive for other respiratory viruses by molecular tests: parainfluenza (4.8%), rhinovirus/enterovirus (21%) and RSV (26%). There are currently 57 active long-term care facility outbreaks. A cumulative total of 4,458 residents and 2,554 healthcare workers in long-term facilities in Dallas have been diagnosed with COVID-19. Of these, 1,137 have been hospitalized and 824 have died. About 19% of all deaths reported to date have been associated with long-term care facilities.

There have been eleven outbreaks of COVID-19 in a congregate-living facility (e.g. homeless shelters, group homes, and halfway homes) reported within the past 30 days. A cumulative total of 658 residents and 230 staff members in congregate-living facilities in Dallas have been diagnosed with COVID-19. New cases are being reported as a daily aggregate, with more detailed data dashboards and summary reports updated on Friday evenings, available at: <https://www.dallascounty.org/departments/dchhs/2019-novel-coronavirus/daily-updates.php>.

Local health experts use hospitalizations, ICU admissions, and ER visits as three of the key indicators as part of determining the COVID-19 Risk Level (color-coded risk) and corresponding guidelines for activities during our COVID-19 response. The most recent COVID-19 hospitalization data for Dallas County, as reported to the North Central Texas Trauma Regional Advisory Council, can be found at www.dallascounty.org/covid-19 under “Monitoring Data,” and is updated regularly. This data includes information on the total available ICU beds, suspected and confirmed COVID-19 ER visits in the last 24 hours, confirmed COVID-19 inpatients, and COVID-19 deaths by actual date of death. The most recent forecasting from UTSW can be found [here](#).





Dallas County Residents Vaccinated for COVID-19 by City: as of Week Ending 8/14/21 (MMWR Week 32)							
City	Population of City ≥18 years of age ²	Cumulative Residents 12-17 Years who Received ≥ 1 Dose of COVID-19 Vaccine ⁴	Cumulative Residents ≥18 Years who Received ≥ 1 Dose of COVID-19 Vaccine ¹	Percent of Residents ≥18 Years Vaccinated with at Least 1 Dose ³	Cumulative Residents 12-17 Years Fully Vaccinated ⁴	Cumulative Residents ≥18 Years Fully Vaccinated ⁴	Percent of Residents ≥18 Years Fully Vaccinated ^{4,5}
Addison	13,061	403	11,146	85%	226	8,366	64%
Balch Springs	16,590	1,009	9,816	59%	544	6,966	42%
Carrollton	105,102	1,690	26,871	N/A	1,007	20,202	N/A
Cedar Hill	34,268	2,075	22,602	66%	1,283	17,229	50%
Cockrell Hill	2,995	127	1,597	53%	73	1,209	40%
Coppell	30,387	3,423	27,885	92%	2,427	22,368	74%
Dallas	997,547	41,358	612,082	61%	23,954	455,217	46%
Desoto	38,930	1,944	26,663	69%	1,214	19,678	51%
Duncanville	28,841	1,429	18,509	64%	867	13,495	47%
Farmers Branch	30,624	1,052	22,296	73%	644	16,943	55%
Garland	173,595	10,018	122,751	71%	6,172	92,687	53%
Glenn Heights	8,975	26	545	N/A	7	384	N/A
Grand Prairie	138,103	5,144	57,100	N/A	3,184	40,813	N/A
Highland Park	6,789	415	5,591	82%	270	4,514	67%
Hutchins	4,423	147	2,339	53%	85	1,696	38%
Irving	175,226	11,105	135,443	77%	7,094	99,911	57%
Lancaster	26,977	1,657	17,268	64%	1,037	12,663	47%
Mesquite	101,641	5,549	63,345	62%	3,271	46,837	46%
Richardson	90,645	3,156	45,088	N/A	2,005	34,887	N/A
Rowlett	47,915	2,248	29,457	62%	1,522	22,686	47%
Sachse	19,007	976	9,301	N/A	664	7,257	N/A
Seagoville	11,828	615	6,491	55%	314	4,668	40%
Sunnyvale	4,699	463	4,419	94%	336	3,558	76%
University Park	18,073	1,633	13,138	73%	1,057	10,457	58%
Wilmer	3,178	159	1,788	56%	72	1,221	38%
Countywide Total⁵	1,940,671	97,861	1,294,017	67%	59,348	966,287	50%

¹Does not include vaccinated persons who reside in portions of these cities which are not within Dallas County.

²U.S. Census 2019 estimates of populations of city residents 18 years and older, inclusive of portions of cities located outside of Dallas County.

³Not Available (N/A): vaccine coverage not calculated for cities in which >20% of the city population resides outside of Dallas County.

⁴Fully vaccinated = persons who have received 2 doses of mRNA vaccines or 1 dose of Johnson & Johnson COVID-19 vaccine.

⁵Includes only residents with Dallas County--does not include persons who reside in portions of these cities which are not within Dallas County.

“Today we report 1,632 new cases and 9 deaths. According to the most recent UT Southwestern projections, given the current rate of vaccination in Dallas County, we will most likely not vaccinate every willing and eligible person until next year. Along with masking, the vaccine is a critically important tool we have for curbing the spread and impact of COVID-19 in our community. The Dallas Regional Chamber of Commerce has been offering several great prizes for people who received a vaccine in June, July and August. There are a few days left to participate in the raffle. To find the vaccination site closest to you, visit [Vaccines.gov](https://vaccines.gov). And to register in the chamber's raffle visit: <https://takecareofbusinessdfw.org/>,” said Dallas County Judge Clay Jenkins.

All Dallas County COVID-19 Updates and Information can be found here:

<https://www.dallascounty.org/covid-19/> and all guidance documents can be found here: <https://www.dallascounty.org/covid-19/guidance-health.php>

Specific Guidance for the Public:

- [Dallas County COVID-19 Related Health Guidance for the Public](#)
- [Dallas County Measures for Protecting An Institution’s Workforce from COVID-19 Infection: Employer/Employee Guidance](#)
- [Dallas County Guidance for Individuals at High-Risk for Severe COVID-19](#)

The Centers for Disease Control and Prevention (CDC) recommends taking everyday preventive actions to help prevent the spread of respiratory diseases, including:

- If you’re unvaccinated, avoid close contact outside your home and put 6 feet of distance between yourself and people who don’t live in your household.

- Cover your mouth and nose with a cloth face cover when around others and continue to keep about 6 feet between yourself and others. The cloth face cover is not a substitute for social distancing.
- Stay home when you are sick, except to seek medical care
- Wash your hands often and with soap and water for at least 20 seconds and help young children to do the same. If soap and water are not available, use an alcohol-base hand sanitizer with at least 60% alcohol.
- Avoid touching your eyes, nose, and mouth with unwashed hands.
- Avoid close contact with people who are sick.
- Clean and disinfect frequently touched objects and surfaces daily using a regular household cleaning spray or wipes.
- Cover your cough or sneeze with a tissue, then throw the tissue in the trash. If you do not have a tissue, use your sleeve, not your hands. Immediately wash your hands.
- Monitor your health daily. Be alert for symptoms. Take your temperature and follow CDC guidance if symptoms develop.
- CDC recommends that anyone with any signs or symptoms of COVID-19 get tested, regardless of vaccination status or prior infection.
- If you get tested because you have symptoms or were potentially exposed to the virus, you should stay away from others pending test results and follow the advice of your health care provider or a public health professional.

Additional information is available at the following websites:

- CDC: <https://www.cdc.gov/coronavirus/2019-ncov/index.html>
- CDC Travel Information: <https://www.cdc.gov/coronavirus/2019-ncov/travelers/index.html>
- DSHS: <https://dshs.texas.gov/coronavirus/>
- DCHHS: <https://www.dallascounty.org/departments/dchhs/2019-novel-coronavirus.php>

CONTACT:

Clay Lewis Jenkins, Dallas County Judge

Clay.Jenkins@dallascounty.org

[214-653-7949](tel:214-653-7949)

###