



FOR IMMEDIATE RELEASE

August 31, 2021

Dallas County Reports Three-Day Total of 3,872 New Positive 2019 Novel Coronavirus (COVID-19) Cases and 10 Deaths, Including 586 Probable Cases

DALLAS -- As of 3:00 pm August 31, 2021 Dallas County Health and Human Services is reporting 3,872 additional positive cases of 2019 novel coronavirus (COVID-19) in Dallas County, 3,286 confirmed cases and 586 probable cases. There is a cumulative total of 301,575 confirmed cases (PCR test). There is a cumulative total of 51,165 probable cases (antigen test). A total of 4,332 Dallas County residents have lost their lives due to COVID-19 illness. Today's press release includes the numbers of new cases from Saturday, Sunday, and Monday.

Dallas County Health and Human Services (DCHHS) provided more than 500,000 total doses of COVID-19 vaccine at the Fair Park mega-vaccine clinic, which operated January 11 through July 17. A pop-up vaccination clinic at Fair Park will take place on Saturdays through September 18, from 8am-2pm in Lot 13 for Pfizer first and second doses.

The additional deaths being reported today include the following:

- A man in his 20's who was a resident of the City of Irving. He had been critically ill in an area hospital and had underlying high risk health conditions.
- A man in his 30's who was a resident of the City of Lancaster. He had been critically ill in an area hospital and had underlying high risk health conditions.
- A man in his 40's who was a resident of the City of Dallas. He had been critically ill in an area hospital and had underlying high risk health conditions.
- A man in his 50's who was a resident of the City of Dallas. He had been critically ill in an area hospital and had underlying high risk health conditions.
- A man in his 50's who was a resident of the City of Cedar Hill. He had been critically ill in an area hospital and had underlying high risk health conditions.
- A woman in her 60's who was a resident of the City of Dallas. She had been hospitalized and had underlying high risk health conditions.
- A man in his 60's who was a resident of the City of Rowlett. He expired in hospice and did not have underlying high risk health conditions.
- A man in his 60's who was a resident of the City of Dallas. He had been critically ill in an area hospital and had underlying high risk health conditions.
- A man in his 70's who was a resident of the City of Dallas. He had been critically ill in an area hospital and had underlying high risk health conditions.
- A man in his 80's who was a resident of the City of Dallas. He had been critically ill in an area hospital and had underlying high risk health conditions.

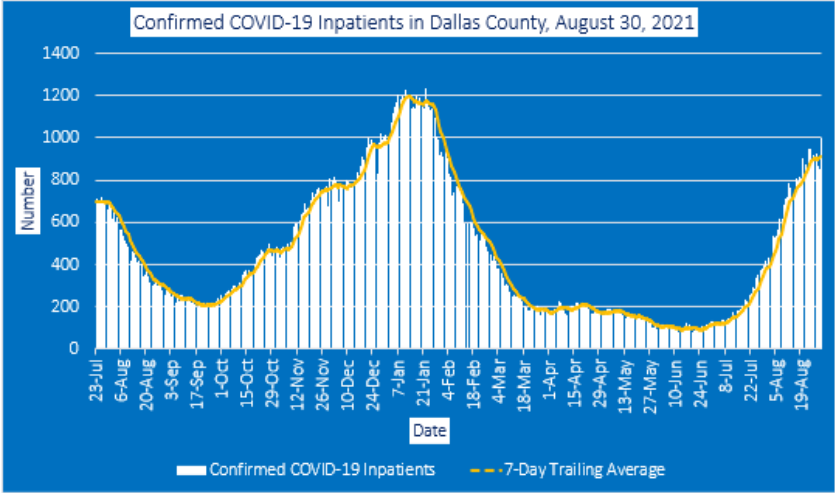
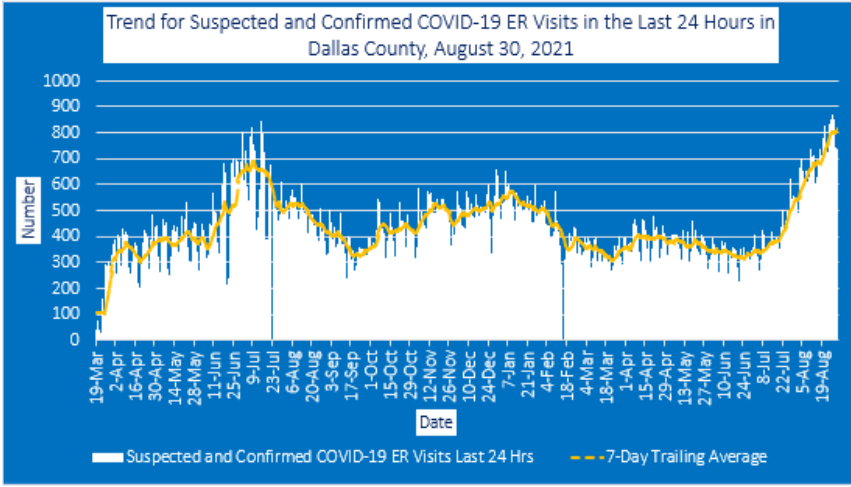
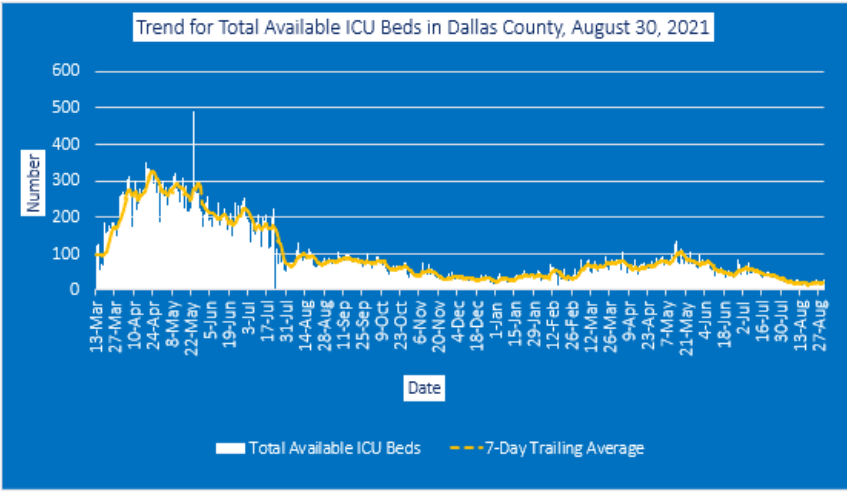
To date, a total of 205 cases with SARS-CoV-2 variants of concern have been identified in residents of Dallas County, including: 146 cases of B.1.1.7 (Alpha) variants; three B.1.351 (Beta) variants; thirty-six B.1.617.2 (Delta) variants; and twenty P.1 (Gamma) variants. Twenty-three have been hospitalized and four have died. One fully vaccinated patient subsequently became ill from B.1.1.7 infection and died. The provisional seven-day average of daily new confirmed and probable cases (by date of test collection) for CDC week 33 (week ending 8/21/21) was **1,172**, which is a rate of **44.5** daily new cases per 100,000 residents.

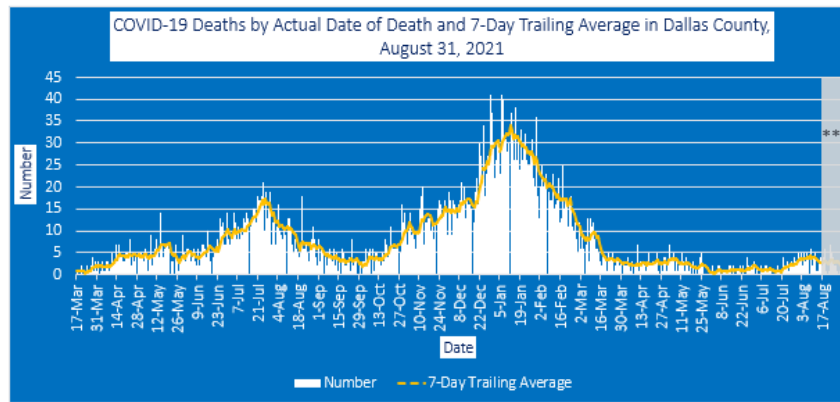
As of the week ending 8/21/2021, about 66% of Dallas County residents age 12 years and older have received at least one dose of COVID-19 vaccine, including: 87% of residents age 65 years and older; 72% of residents between 40-64 years of age; 61% of residents 25-39 years of age; 50% of residents 18-24 years of age; and 45% of residents 12-17 years of age. In the cities of Coppell and Sunnyvale, greater than 90% of residents 18 years of age and older have received at least one dose of COVID-19 vaccine. In the cities of Addison and Highland Park, greater than 80% of residents 18 years of age and older have received at least one dose of COVID-19 vaccine. (See below). About 86% of COVID-19 cases diagnosed in Week 33 were Dallas County residents who were not fully vaccinated. In Dallas County, 6,544 cases of COVID-19 breakthrough COVID-19 infections in fully vaccinated individuals have been confirmed to date, of which 204 (3.1%) were hospitalized and 29 have died due to COVID-19.

Of all Dallas County residents tested for COVID-19 by PCR during the week ending 8/21/2021 (CDC week 33), **15.8%** of respiratory specimens tested positive for SARS-CoV-2. For week 33, area hospital labs have continued to report elevated numbers and proportions of respiratory specimens that are positive for other respiratory viruses by molecular tests: parainfluenza (4.6%), rhinovirus/enterovirus (25%) and RSV (21%). There are currently 62 active long-term care facility outbreaks. A cumulative total of 4,469 residents and 2,574 healthcare workers in long-term facilities in Dallas have been diagnosed with COVID-19. Of these, 1,138 have been hospitalized and 824 have died. About 19% of all deaths reported to date have been associated with long-term care facilities.

There have been nineteen outbreaks of COVID-19 in a congregate-living facility (e.g. homeless shelters, group homes, and halfway homes) reported within the past 30 days. A cumulative total of 684 residents and 232 staff members in congregate-living facilities in Dallas have been diagnosed with COVID-19. New cases are being reported as a daily aggregate, with more detailed data dashboards and summary reports updated on Friday evenings, available at: <https://www.dallascounty.org/departments/dchhs/2019-novel-coronavirus/daily-updates.php>.

Local health experts use hospitalizations, ICU admissions, and ER visits as three of the key indicators as part of determining the COVID-19 Risk Level (color-coded risk) and corresponding guidelines for activities during our COVID-19 response. The most recent COVID-19 hospitalization data for Dallas County, as reported to the North Central Texas Trauma Regional Advisory Council, can be found at www.dallascounty.org/covid-19 under “Monitoring Data,” and is updated regularly. This data includes information on the total available ICU beds, suspected and confirmed COVID-19 ER visits in the last 24 hours, confirmed COVID-19 inpatients, and COVID-19 deaths by actual date of death. The most recent forecasting from UTSW can be found [here](#).





Dallas County Residents Vaccinated for COVID-19 by City: as of Week Ending 8/21/21 (MMWR Week 33)							
City	Population of City ≥ 18 years of age ²	Cumulative Residents 12-17 Years who Received ≥ 1 Dose of COVID-19 Vaccine ¹	Cumulative Residents ≥ 18 Years who Received ≥ 1 Dose of COVID-19 Vaccine ¹	Percent of Residents ≥ 18 Years Vaccinated with at Least 1 Dose ³	Cumulative Residents 12-17 Years Fully Vaccinated ⁴	Cumulative Residents ≥ 18 Years Fully Vaccinated ⁴	Percent of Residents ≥ 18 Years Fully Vaccinated ^{3,4}
Addison	13,061	424	11,323	87%	246	8,478	65%
Balch Springs	16,590	1,074	10,087	61%	608	7,177	43%
Carrollton	105,102	1,818	27,373	N/A	1,092	20,521	N/A
Cedar Hill	34,268	2,187	22,979	67%	1,400	17,537	51%
Cockrell Hill	2,995	128	1,625	54%	78	1,231	41%
Coppell	30,387	3,474	28,096	93%	2,479	22,543	74%
Dallas	997,547	43,373	623,932	63%	26,024	462,901	46%
Desoto	38,930	2,025	27,124	70%	1,316	20,019	51%
Duncanville	28,841	1,528	18,838	65%	976	13,765	48%
Farmers Branch	30,624	1,114	22,648	74%	679	17,153	56%
Garland	173,595	10,444	124,964	72%	6,746	94,170	54%
Glenn Heights	8,975	26	547	N/A	8	385	N/A
Grand Prairie	138,103	5,398	58,372	N/A	3,424	41,632	N/A
Highland Park	6,789	429	5,631	83%	280	4,551	67%
Hutchins	4,423	159	2,403	54%	90	1,739	39%
Irving	175,226	11,484	137,727	79%	7,442	101,411	58%
Lancaster	26,977	1,748	17,690	66%	1,145	12,976	48%
Mesquite	101,641	5,825	64,748	64%	3,570	47,721	47%
Richardson	90,645	3,245	45,680	N/A	2,111	35,312	N/A
Rowlett	47,915	2,335	29,876	62%	1,656	23,030	48%
Sachse	19,007	999	9,441	N/A	704	7,359	N/A
Seagoville	11,828	650	6,674	56%	348	4,769	40%
Sunnyvale	4,699	478	4,476	95%	354	3,590	76%
University Park	18,073	1,692	13,238	73%	1,109	10,537	58%
Wilmer	3,178	170	1,833	58%	80	1,256	40%
Countywide Total⁵	1,940,671	102,267	1,317,820	68%	63,985	982,144	51%

¹Does not include vaccinated persons who reside in portions of these cities which are not within Dallas County.

²U.S. Census 2019 estimates of populations of city residents 18 years and older, inclusive of portions of cities located outside of Dallas County.

³Not Available (N/A): vaccine coverage not calculated for cities in which >20% of the city population resides outside of Dallas County.

⁴Fully vaccinated = persons who have received 2 doses of mRNA vaccines or 1 dose of Johnson & Johnson COVID-19 vaccine.

⁵Includes only residents with Dallas County--does not include persons who reside in portions of these cities which are not within Dallas County.

“Today we report a three-day total of 3,872 cases and 10 deaths. These numbers include the new cases from Saturday, Sunday, and Monday. The most recent projection from UT Southwestern shows that thanks in part to an increase in masking in Dallas County, recent new hospital admissions have remained relatively flat. Given then increased transmissibility of the Delta variant, the use of COVID-19 prevention strategies are much more important now, including vaccination, masking, physical distance, and testing. If we each do our part for the good of our communities, together we can beat COVID,” said Dallas County Judge Clay Jenkins.

All Dallas County COVID-19 Updates and Information can be found here:

<https://www.dallascounty.org/covid-19/> and all guidance documents can be found here:

<https://www.dallascounty.org/covid-19/guidance-health.php>

Specific Guidance for the Public:

- [Dallas County COVID-19 Related Health Guidance for the Public](#)
- [Dallas County Measures for Protecting An Institution's Workforce from COVID-19 Infection: Employer/Employee Guidance](#)
- [Dallas County Guidance for Individuals at High-Risk for Severe COVID-19](#)

The Centers for Disease Control and Prevention (CDC) recommends taking everyday preventive actions to help prevent the spread of respiratory diseases, including:

- If you're unvaccinated, avoid close contact outside your home and put 6 feet of distance between yourself and people who don't live in your household.
- Cover your mouth and nose with a cloth face cover when around others and continue to keep about 6 feet between yourself and others. The cloth face cover is not a substitute for social distancing.
- Stay home when you are sick, except to seek medical care
- Wash your hands often and with soap and water for at least 20 seconds and help young children to do the same. If soap and water are not available, use an alcohol-base hand sanitizer with at least 60% alcohol.
- Avoid touching your eyes, nose, and mouth with unwashed hands.
- Avoid close contact with people who are sick.
- Clean and disinfect frequently touched objects and surfaces daily using a regular household cleaning spray or wipes.
- Cover your cough or sneeze with a tissue, then throw the tissue in the trash. If you do not have a tissue, use your sleeve, not your hands. Immediately wash your hands.
- Monitor your health daily. Be alert for symptoms. Take your temperature and follow CDC guidance if symptoms develop.
- CDC recommends that anyone with any signs or symptoms of COVID-19 get tested, regardless of vaccination status or prior infection.
- If you get tested because you have symptoms or were potentially exposed to the virus, you should stay away from others pending test results and follow the advice of your health care provider or a public health professional.

Additional information is available at the following websites:

- CDC: <https://www.cdc.gov/coronavirus/2019-ncov/index.html>
- CDC Travel Information: <https://www.cdc.gov/coronavirus/2019-ncov/travelers/index.html>
- DSHS: <https://dshs.texas.gov/coronavirus/>
- DCHHS: <https://www.dallascounty.org/departments/dchhs/2019-novel-coronavirus.php>

CONTACT:

Clay Lewis Jenkins, Dallas County Judge

Clay.Jenkins@dallascounty.org

[214-653-7949](tel:214-653-7949)

###