



FOR IMMEDIATE RELEASE

September 22 2021

Dallas County Reports 855 New Positive 2019 Novel Coronavirus (COVID-19) Cases and 19 Deaths, Including 177 Probable Cases

DALLAS -- As of 1:00 pm September 22, 2021 Dallas County Health and Human Services is reporting 855 additional positive cases of 2019 novel coronavirus (COVID-19) in Dallas County, 708 confirmed cases and 177 probable cases. There is a cumulative total of 324,558 confirmed cases (PCR test). There is a cumulative total of 56,451 probable cases (antigen test). A total of 4,562 Dallas County residents have lost their lives due to COVID-19 illness.

Dallas County Health and Human Services (DCHHS) provided more than 500,000 total doses of COVID-19 vaccine at the Fair Park mega-vaccine clinic, which operated January 11 through July 17. A pop-up vaccination clinic took place at Fair Park through September 18. Once the State Fair of Texas opens, DCHHS will make the vaccine available every day the State Fair is open, from 10am-6pm. The DCHHS clinic will be located behind Big Tex between the Tower and Grand buildings.

The additional deaths being reported today include the following:

- A woman in her 30's who was a resident of the City of Irving. She had been critically ill in an area hospital and had underlying high risk health conditions.
- A woman in her 30's who was a resident of the City of Dallas. She had been critically ill in an area hospital and had underlying high risk health conditions.
- A man in his 40's who was a resident of the City of Dallas. He had been critically ill in an area hospital and had underlying high risk health conditions.
- A man in his 40's who was a resident of the City of Irving. He had been critically ill in an area hospital and had underlying high risk health conditions.
- A man in his 50's who was a resident of the City of Dallas. He had been hospitalized and had underlying high risk health conditions.
- A man in his 50's who was a resident of the City of Dallas. He had been critically ill in an area hospital and had underlying high risk health conditions.
- A woman in her 60's who was a resident of the City of Glenn Heights. She had been hospitalized and had underlying high risk health conditions.
- A man in his 60's who was a resident of the City of Dallas. He had been critically ill in an area hospital and had underlying high risk health conditions.
- A man in his 60's who was a resident of the City of Irving. He had been critically ill in an area hospital and had underlying high risk health conditions.
- A man in his 60's who was a resident of the City of Grand Prairie. He had been critically ill in an area hospital and had underlying high risk health conditions.
- A woman in her 60's who was a resident of the City of Dallas. She had been critically ill in an area hospital and had underlying high risk health conditions.

- A woman in her 70's who was a resident of the City of Dallas. She had been critically ill in an area hospital and had underlying high risk health conditions.
- A woman in her 70's who was a resident of the City of Irving. She had been critically ill in an area hospital and had underlying high risk health conditions.
- A woman in her 70's who was a resident of the City of Dallas. She had been critically ill in an area hospital and had underlying high risk health conditions.
- A woman in her 70's who was a resident of the City of Dallas. She had been critically ill in an area hospital and had underlying high risk health conditions.
- A man in his 70's who was a resident of the City of Dallas. He had been hospitalized and had underlying high risk health conditions.
- A man in his 70's who was a resident of the City of Dallas. He had been critically ill in an area hospital and had underlying high risk health conditions.
- A woman in her 70's who was a resident of the City of Irving. She had been hospitalized and had underlying high risk health conditions.
- A man in his 80's who was a resident of the City of Grand Prairie. He had been critically ill in an area hospital and had underlying high risk health conditions.

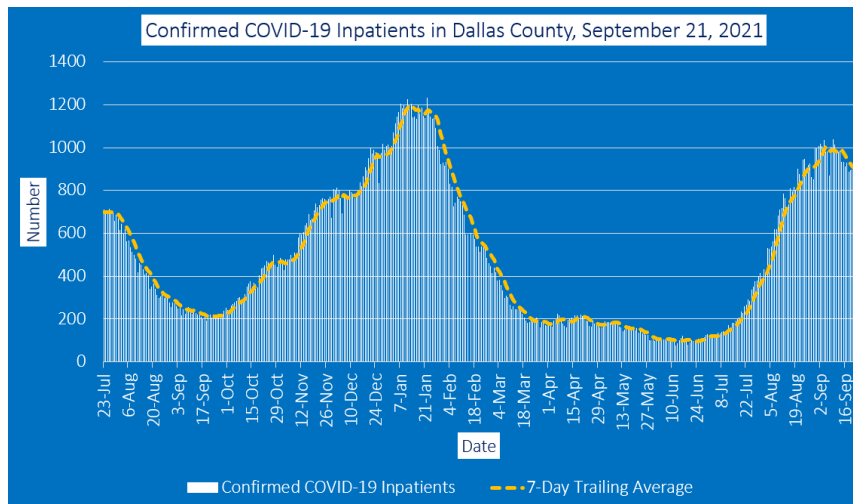
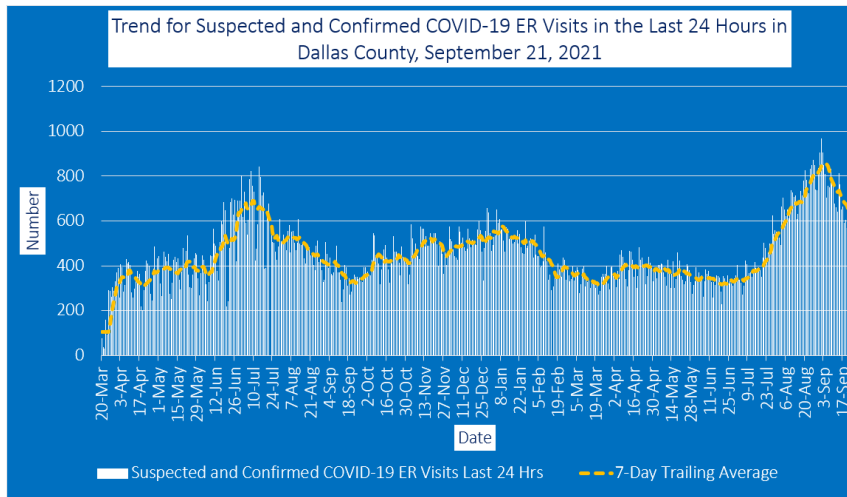
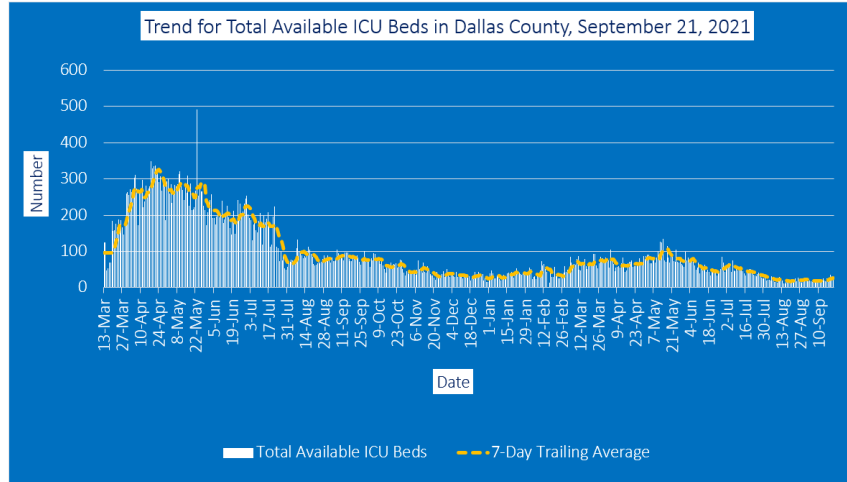
To date, a total of 205 cases with SARS-CoV-2 variants of concern have been identified in residents of Dallas County, including: 146 cases of B.1.1.7 (Alpha) variants; three B.1.351 (Beta) variants; thirty-six B.1.617.2 (Delta) variants; and twenty P.1 (Gamma) variants. Twenty-three have been hospitalized and four have died. One fully vaccinated patient subsequently became ill from B.1.1.7 infection and died. The provisional seven-day average of daily new confirmed and probable cases (by date of test collection) for CDC week 36 (week ending 9/11/21) was **998**, which is a rate of **37.9** daily new cases per 100,000 residents.

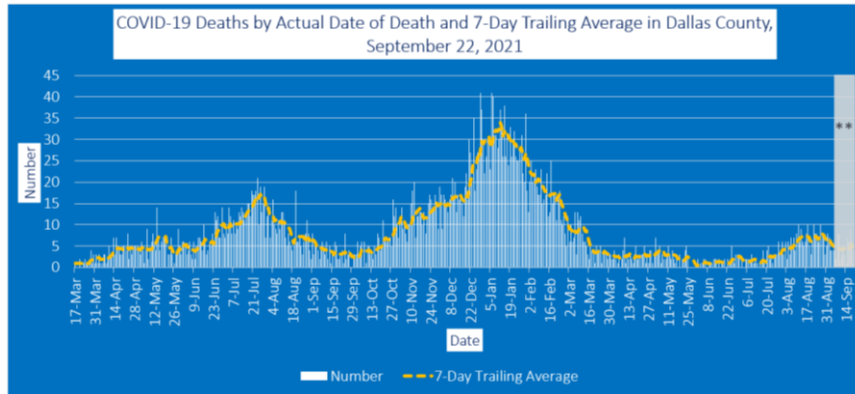
As of the week ending 9/11/2021, about 69% of Dallas County residents age 12 years and older have received at least one dose of COVID-19 vaccine, including: 88% of residents age 65 years and older; 75% of residents between 40-64 years of age; 64% of residents 25-39 years of age; 54% of residents 18-24 years of age; and 49% of residents 12-17 years of age. In the cities of Coppell and Sunnyvale, greater than 90% of residents 18 years of age and older have received at least one dose of COVID-19 vaccine. In the cities of Addison, Highland Park, and Irving, greater than 80% of residents 18 years of age and older have received at least one dose of COVID-19 vaccine. (See below). About 83% of COVID-19 cases diagnosed in Week 36 were Dallas County residents who were not fully vaccinated. In Dallas County, 8,379 cases of COVID-19 breakthrough COVID-19 infections in fully vaccinated individuals have been confirmed to date, of which 383 (4.6%) were hospitalized and 63 have died due to COVID-19.

Of all Dallas County residents tested for COVID-19 by PCR during the week ending 9/11/2021 (CDC week 36), **13.1%** of respiratory specimens tested positive for SARS-CoV-2. For week 36, area hospital labs have continued to report elevated numbers and proportions of respiratory specimens that are positive for other respiratory viruses by molecular tests: parainfluenza (3.2%), rhinovirus/enterovirus (35%) and RSV (14%). There are currently 68 active long-term care facility outbreaks. A cumulative total of 4,647 residents and 2,750 healthcare workers in long-term facilities in Dallas have been diagnosed with COVID-19. Of these, 1,159 have been hospitalized and 830 have died. About 18% of all deaths reported to date have been associated with long-term care facilities.

There have been 15 outbreaks of COVID-19 in a congregate-living facility (e.g. homeless shelters, group homes, and halfway homes) reported within the past 30 days. A cumulative total of 728 residents and 244 staff members in congregate-living facilities in Dallas have been diagnosed with COVID-19. New cases are being reported as a daily aggregate, with more detailed data dashboards and summary reports updated on Friday evenings, available at: <https://www.dallascounty.org/departments/dchhs/2019-novel-coronavirus/daily-updates.php>.

Local health experts use hospitalizations, ICU admissions, and ER visits as three of the key indicators as part of determining the COVID-19 Risk Level (color-coded risk) and corresponding guidelines for activities during our COVID-19 response. The most recent COVID-19 hospitalization data for Dallas County, as reported to the North Central Texas Trauma Regional Advisory Council, can be found at www.dallascounty.org/covid-19 under “Monitoring Data,” and is updated regularly. This data includes information on the total available ICU beds, suspected and confirmed COVID-19 ER visits in the last 24 hours, confirmed COVID-19 inpatients, and COVID-19 deaths by actual date of death. The most recent forecasting from UTSW can be found [here](#).





Dallas County Residents Vaccinated for COVID-19 by City: as of Week Ending 9/11/21 (MMWR Week 36)							
City	Population of City ≥18 years of age ¹	Cumulative Residents 12-17 Years who Received ≥ 1 Dose of COVID-19 Vaccine ¹	Cumulative Residents ≥18 Years who Received ≥ 1 Dose of COVID-19 Vaccine ¹	Percent of Residents ≥18 Years Vaccinated with at Least 1 Dose ³	Cumulative Residents 12-17 Years Fully Vaccinated ⁴	Cumulative Residents ≥18 Years Fully Vaccinated ⁴	Percent of Residents ≥18 Years Fully Vaccinated ^{3,4}
Addison	13,061	444	11,679	89%	287	8,868	68%
Balch Springs	16,590	1,221	10,789	65%	781	7,933	48%
Carrollton	105,102	2,035	28,442	N/A	1,392	21,699	N/A
Cedar Hill	34,268	2,416	23,944	70%	1,717	18,599	54%
Cockrell Hill	2,995	156	1,721	58%	101	1,328	44%
Coppell	30,387	39	28,614	94%	24	23,090	76%
Dallas	997,547	3,585	650,685	65%	2,691	490,946	49%
Desoto	38,930	48,152	28,256	73%	33,094	21,351	55%
Duncanville	28,841	2,235	19,594	68%	1,613	14,672	51%
Farmers Branch	30,624	1,682	23,497	77%	1,210	18,010	59%
Garland	173,595	1,258	130,097	75%	840	99,963	58%
Glenn Heights	8,975	11,476	564	N/A	8,070	395	N/A
Grand Prairie	138,103	5,975	60,959	N/A	4,230	44,665	N/A
Highland Park	6,789	472	5,732	84%	322	4,670	69%
Hutchins	4,423	182	2,473	56%	126	1,873	42%
Irving	175,226	12,456	143,683	82%	8,858	107,646	61%
Lancaster	26,977	1,968	18,700	69%	1,447	14,058	52%
Mesquite	101,641	6,486	67,723	67%	4,432	50,975	50%
Richardson	90,645	3,446	46,923	N/A	2,469	36,659	N/A
Rowlett	47,915	2,529	30,908	65%	1,901	24,366	51%
Sachse	19,007	1,044	9,762	N/A	790	7,721	N/A
Seagoville	11,828	757	7,089	60%	514	5,205	44%
Sunnyvale	4,699	499	4,572	97%	401	3,732	79%
University Park	18,073	1,801	13,512	75%	1,236	10,780	60%
Wilmer	3,178	194	1,974	62%	130	1,389	44%
Countywide Total²	1,940,671	112,542	1,372,410	71%	78,689	1,040,985	54%

¹ Does not include vaccinated persons who reside in portions of these cities which are not within Dallas County.

² U.S. Census 2019 estimates of populations of city residents 18 years and older, inclusive of portions of cities located outside of Dallas County.

³ Not Available (N/A): vaccine coverage not calculated for cities in which >20% of the city population resides outside of Dallas County.

⁴ Fully vaccinated = persons who have received 2 doses of mRNA vaccines or 1 dose of Johnson & Johnson COVID-19 vaccine.

⁵ Includes only residents with Dallas County--does not include persons who reside in portions of these cities which are not within Dallas County.

“Today we report an additional 885 new cases and 19 deaths. We are beginning to see cases and hospitalizations start to level and decline, but now is not the time to let up on our COVID-19 mitigation measures. With school activities in full swing and upcoming fall and winter holidays, it is important that we crush transmission back to much lower levels. Please keep up with masking, distancing, and vaccinations. It is also time to get our annual flu vaccine. With the continued threat of COVID-19, our hospitals are already stretched going into winter virus season. Please do your part; keep yourself healthy and help keep our hospital capacity available for non-preventable emergencies by wearing a mask and getting your COVID and flu shot now,” said Dallas County Judge Clay Jenkins.

All Dallas County COVID-19 Updates and Information can be found here:

<https://www.dallascounty.org/covid-19/> and all guidance documents can be found here:

<https://www.dallascounty.org/covid-19/guidance-health.php>

Specific Guidance for the Public:

- [Dallas County COVID-19 Related Health Guidance for the Public](#)
- [Dallas County Measures for Protecting An Institution's Workforce from COVID-19 Infection: Employer/Employee Guidance](#)
- [Dallas County Guidance for Individuals at High-Risk for Severe COVID-19](#)

The Centers for Disease Control and Prevention (CDC) recommends taking everyday preventive actions to help prevent the spread of respiratory diseases, including:

- If you're unvaccinated, avoid close contact outside your home and put 6 feet of distance between yourself and people who don't live in your household.
- Cover your mouth and nose with a cloth face cover when around others and continue to keep about 6 feet between yourself and others. The cloth face cover is not a substitute for social distancing.
- Stay home when you are sick, except to seek medical care
- Wash your hands often and with soap and water for at least 20 seconds and help young children to do the same. If soap and water are not available, use an alcohol-base hand sanitizer with at least 60% alcohol.
- Avoid touching your eyes, nose, and mouth with unwashed hands.
- Avoid close contact with people who are sick.
- Clean and disinfect frequently touched objects and surfaces daily using a regular household cleaning spray or wipes.
- Cover your cough or sneeze with a tissue, then throw the tissue in the trash. If you do not have a tissue, use your sleeve, not your hands. Immediately wash your hands.
- Monitor your health daily. Be alert for symptoms. Take your temperature and follow CDC guidance if symptoms develop.
- CDC recommends that anyone with any signs or symptoms of COVID-19 get tested, regardless of vaccination status or prior infection.
- If you get tested because you have symptoms or were potentially exposed to the virus, you should stay away from others pending test results and follow the advice of your health care provider or a public health professional.

Additional information is available at the following websites:

- CDC: <https://www.cdc.gov/coronavirus/2019-ncov/index.html>
- CDC Travel Information: <https://www.cdc.gov/coronavirus/2019-ncov/travelers/index.html>
- DSHS: <https://dshs.texas.gov/coronavirus/>
- DCHHS: <https://www.dallascounty.org/departments/dchhs/2019-novel-coronavirus.php>

CONTACT:

Clay Lewis Jenkins, Dallas County Judge

Clay.Jenkins@dallascounty.org

[214-653-7949](tel:214-653-7949)

###