



FOR IMMEDIATE RELEASE

November 11, 2021

Dallas County Reports a Total of 304 New Positive 2019 Novel Coronavirus (COVID-19) Cases and 12 Deaths, Including 60 Probable Cases

DALLAS -- As of 12:00 pm November 11, 2021 Dallas County Health and Human Services is reporting 304 additional positive cases of 2019 novel coronavirus (COVID-19) in Dallas County, 274 confirmed cases and 60 probable cases. There is a cumulative total of 345,774 confirmed cases (PCR test). There is a cumulative total of 63,146 probable cases (antigen test). A total of 5,097 Dallas County residents have lost their lives due to COVID-19 illness.

Dallas County Health and Human Services (DCHHS) provided more than 500,000 total doses of COVID-19 vaccine at the Fair Park mega-vaccine clinic, which operated January 11 through July 17. A pop-up vaccination clinic took place at Fair Park through September 18, and every day the State Fair was open until October 24.

The additional deaths being reported today include the following:

- A woman in her 40's who was a resident of the City of Balch Springs. She expired at home and had underlying high risk health conditions.
- A man in his 40's who was a resident of the City of Duncanville. He had been critically ill in an area hospital and had underlying high risk health conditions.
- A man in his 40's who was a resident of the City of Dallas. He expired at home and had underlying high risk health conditions.
- A man in his 50's who was a resident of the City of Dallas. He had been critically ill in an area hospital and had underlying high risk health conditions.
- A man in his 50's who was a resident of the City of Dallas. He had been critically ill in an area hospital and had underlying high risk health conditions.
- A man in his 60's who was a resident of a long-term care facility in the City of Dallas. He expired in hospice and had underlying high risk health conditions.
- A man in his 60's who was a resident of the City of Dallas. He had been critically ill in an area hospital and had underlying high risk health conditions.
- A woman in her 70's who was a resident of the City of Dallas. She had been critically ill in an area hospital and had underlying high risk health conditions.
- A man in his 70's who was a resident of the City of Desoto. He had been hospitalized and had underlying high risk health conditions
- A man in his 70's who was a resident of the City of Dallas. He had been hospitalized and had underlying high risk health conditions.
- A woman in her 70's who was a resident of the City of Lancaster. She had been hospitalized and had underlying high risk health conditions.
- A woman in her 80's who was a resident of the City of Dallas. She expired at home and had underlying high risk health conditions.

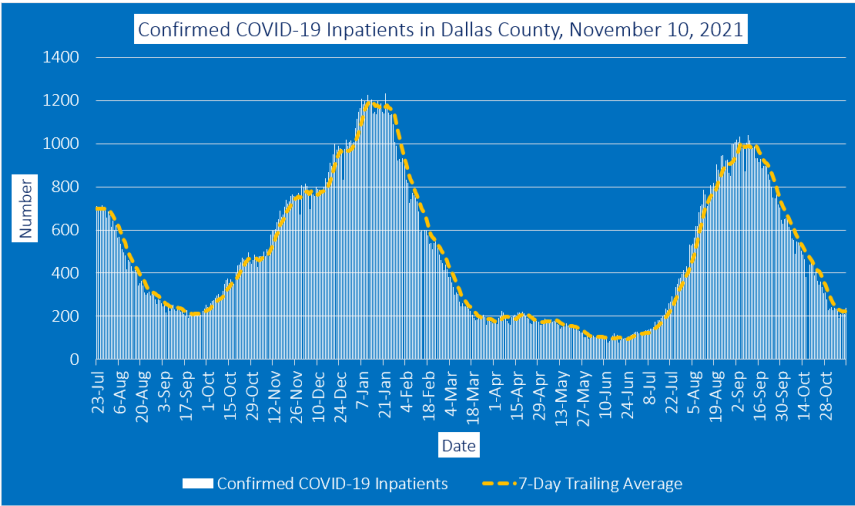
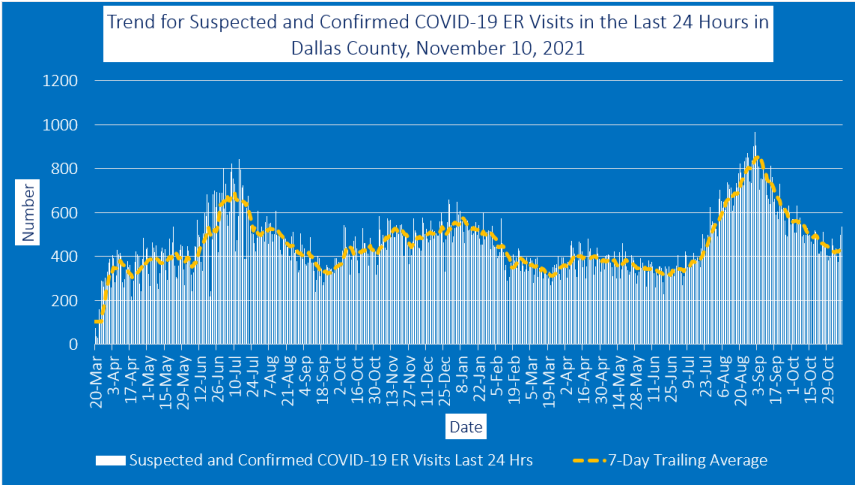
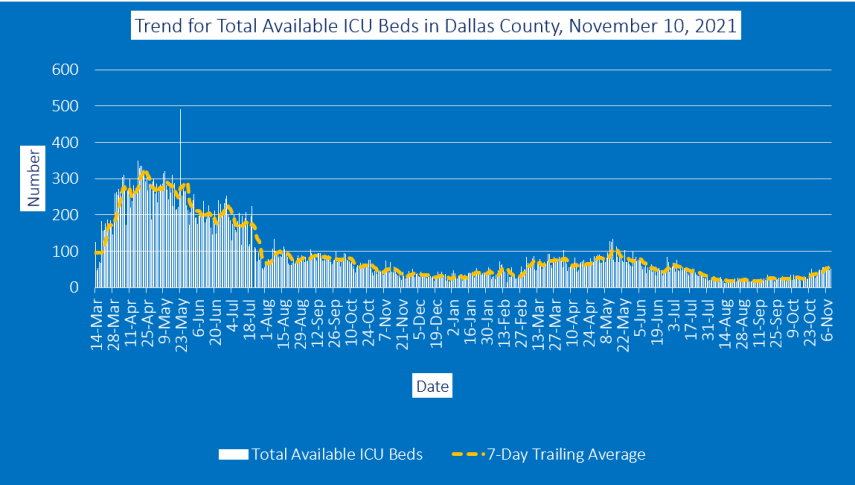
To date, a total of 205 cases with SARS-CoV-2 variants of concern have been identified in residents of Dallas County, including: 146 cases of B.1.1.7 (Alpha) variants; three B.1.351 (Beta) variants; thirty-six B.1.617.2 (Delta) variants; and twenty P.1 (Gamma) variants. Twenty-three have been hospitalized and four have died. One fully vaccinated patient subsequently became ill from B.1.1.7 infection and died. As of 11/5/2021, a total of **1,675** confirmed and probable cases were reported in CDC week 43 (week ending 10/30/21), which is a weekly rate of **63.6** new cases per 100,000 residents.

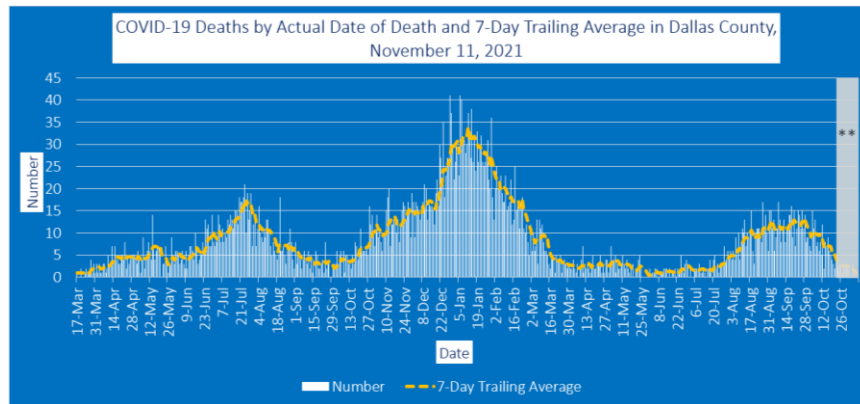
As of the week ending 11/06/2021, about 74% of Dallas County residents age 12 years and older have received at least one dose of COVID-19 vaccine, including: 93% of residents age 65 years and older; 79% of residents between 40-64 years of age; 70% of residents 25-39 years of age; 59% of residents 18-24 years of age; and 55% of residents 12-17 years of age. In the cities of Addison, Coppell, and Sunnyvale, greater than 90% of residents 18 years of age and older have received at least one dose of COVID-19 vaccine. In the cities of Farmers Branch, Garland, Highland Park and Irving, greater than 80% of residents 18 years of age and older have received at least one dose of COVID-19 vaccine. (*See below*). About 72% of COVID-19 cases diagnosed in Week 43 were Dallas County residents who were not fully vaccinated. In Dallas County, 13,877 cases of COVID-19 breakthrough COVID-19 infections in fully vaccinated individuals have been confirmed to date, of which 602 (4.3%) were hospitalized and 142 have died due to COVID-19.

Of all Dallas County residents tested for COVID-19 by PCR during the week ending 10/30/2021 (CDC week 43), **5.1%** of respiratory specimens tested positive for SARS-CoV-2. For week 43, area hospital labs have continued to report elevated numbers and proportions of respiratory specimens that are positive for other respiratory viruses by molecular tests: parainfluenza (3.1%), rhinovirus/enterovirus (33%) and RSV (6%). There are currently 31 active long-term care facility outbreaks. A cumulative total of 4,796 residents and 2,852 healthcare workers in long-term facilities in Dallas have been diagnosed with COVID-19. Of these, 1,174 have been hospitalized and 842 have died. About 17% of all deaths reported to date have been associated with long-term care facilities.

There have been 2 outbreaks of COVID-19 in a congregate-living facility (e.g. homeless shelters, group homes, and halfway homes) reported within the past 30 days. A cumulative total of 748 residents and 257 staff members in congregate-living facilities in Dallas have been diagnosed with COVID-19. New cases are being reported as a daily aggregate, with more detailed data dashboards and summary reports updated on Friday evenings, available at: <https://www.dallascounty.org/departments/dchhs/2019-novel-coronavirus/daily-updates.php>.

Local health experts use hospitalizations, ICU admissions, and ER visits as three of the key indicators as part of determining the COVID-19 Risk Level (color-coded risk) and corresponding guidelines for activities during our COVID-19 response. The most recent COVID-19 hospitalization data for Dallas County, as reported to the North Central Texas Trauma Regional Advisory Council, can be found at www.dallascounty.org/covid-19 under “Monitoring Data,” and is updated regularly. This data includes information on the total available ICU beds, suspected and confirmed COVID-19 ER visits in the last 24 hours, confirmed COVID-19 inpatients, and COVID-19 deaths by actual date of death. The most recent forecasting from UTSW can be found [here](#).





Dallas County Residents Vaccinated for COVID-19 by City: as of Week Ending 11/06/21 (MMWR Week 44)							
City	Population of City ≥18 years of age ²	Cumulative Residents 12-17 Years who Received ≥ 1 Dose of COVID-19 Vaccine ¹	Cumulative Residents ≥18 Years who Received ≥ 1 Dose of COVID-19 Vaccine ¹	Percent of Residents ≥18 Years Vaccinated with at Least 1 Dose ³	Cumulative Residents 12-17 Years Fully Vaccinated ⁴	Cumulative Residents ≥18 Years Fully Vaccinated ⁴	Percent of Residents ≥18 Years Fully Vaccinated ^{3,4}
Addison	13,061	501	12,400	95%	323	9,594	74%
Balch Springs	16,590	1,405	11,788	71%	1,041	9,141	55%
Carrollton	105,102	2,275	30,379	N/A	1,690	23,885	N/A
Cedar Hill	34,268	2,628	25,604	75%	2,067	20,532	60%
Cockrell Hill	2,995	191	1,873	63%	144	1,495	50%
Coppell	30,387	3,741	29,914	98%	2,864	24,280	80%
Dallas	997,547	54,833	698,557	70%	41,558	543,938	55%
Desoto	38,930	2,453	30,232	78%	1,932	23,897	61%
Duncanville	28,841	1,878	20,953	73%	1,457	16,322	57%
Farmers Branch	30,624	1,446	24,983	82%	1,049	19,661	64%
Garland	173,595	12,562	138,343	80%	9,648	109,772	63%
Glenn Heights	8,975	30	583	N/A	13	412	N/A
Grand Prairie	138,103	6,814	65,706	N/A	5,228	50,220	N/A
Highland Park	6,789	499	5,969	88%	370	4,937	73%
Hutchins	4,423	210	2,616	59%	158	2,036	46%
Irving	175,226	13,738	153,959	88%	10,401	118,489	68%
Lancaster	26,977	2,206	20,300	75%	1,770	16,037	59%
Mesquite	101,641	7,281	72,612	71%	5,485	56,908	56%
Richardson	90,645	3,683	49,378	N/A	2,779	39,384	N/A
Rowlett	47,915	2,736	32,548	68%	2,203	26,320	55%
Sachse	19,007	1,095	10,257	N/A	871	8,343	N/A
Seagoville	11,828	854	8,586	73%	685	6,832	58%
Sunnyvale	4,699	523	4,792	< 99%	434	3,996	85%
University Park	18,073	1,904	14,048	78%	1,366	11,356	63%
Wilmer	3,178	231	2,177	69%	176	1,629	51%
Countywide Total⁵	1,940,671	125,769	1,469,112	76%	95,748	1,149,850	59%

¹Does not include vaccinated persons who reside in portions of these cities which are not within Dallas County.

²U.S. Census 2019 estimates of populations of city residents 18 years and older, inclusive of portions of cities located outside of Dallas County.

³Not Available (N/A): vaccine coverage not calculated for cities in which >20% of the city population resides outside of Dallas County.

⁴Fully vaccinated = persons who have received 2 doses of mRNA vaccines or 1 dose of Johnson & Johnson COVID-19 vaccine.

⁵Includes only residents with Dallas County--does not include persons who reside in portions of these cities which are not within Dallas County.

“In order to be protected for the holidays, those who are not vaccinated need to get vaccinated right away. There are many locations available. You can go to vaccines.gov to find a location near you. To keep our numbers going in the right direction, continue to make good decisions; wear your mask in crowded spaces, where distancing is not impossible, and in indoor spaces outside your own home. It's up to all of us to get vaccinated and make smart decisions to defeat COVID and keep our economy strong in this important season for so many people and businesses,” said Dallas County Judge Clay Jenkins.

All Dallas County COVID-19 Updates and Information can be found here:

<https://www.dallascounty.org/covid-19/> and all guidance documents can be found here:

<https://www.dallascounty.org/covid-19/guidance-health.php>

Specific Guidance for the Public:

- [Dallas County COVID-19 Related Health Guidance for the Public](#)
- [Dallas County Measures for Protecting An Institution's Workforce from COVID-19 Infection: Employer/Employee Guidance](#)
- [Dallas County Guidance for Individuals at High-Risk for Severe COVID-19](#)

The Centers for Disease Control and Prevention (CDC) recommends taking everyday preventive actions to help prevent the spread of respiratory diseases, including:

- If you're unvaccinated, avoid close contact outside your home and put 6 feet of distance between yourself and people who don't live in your household.
- Cover your mouth and nose with a cloth face cover when around others and continue to keep about 6 feet between yourself and others. The cloth face cover is not a substitute for social distancing.
- Stay home when you are sick, except to seek medical care
- Wash your hands often and with soap and water for at least 20 seconds and help young children to do the same. If soap and water are not available, use an alcohol-base hand sanitizer with at least 60% alcohol.
- Avoid touching your eyes, nose, and mouth with unwashed hands.
- Avoid close contact with people who are sick.
- Clean and disinfect frequently touched objects and surfaces daily using a regular household cleaning spray or wipes.
- Cover your cough or sneeze with a tissue, then throw the tissue in the trash. If you do not have a tissue, use your sleeve, not your hands. Immediately wash your hands.
- Monitor your health daily. Be alert for symptoms. Take your temperature and follow CDC guidance if symptoms develop.
- CDC recommends that anyone with any signs or symptoms of COVID-19 get tested, regardless of vaccination status or prior infection.
- If you get tested because you have symptoms or were potentially exposed to the virus, you should stay away from others pending test results and follow the advice of your health care provider or a public health professional.

Additional information is available at the following websites:

- CDC: <https://www.cdc.gov/coronavirus/2019-ncov/index.html>
- CDC Travel Information: <https://www.cdc.gov/coronavirus/2019-ncov/travelers/index.html>
- DSHS: <https://dshs.texas.gov/coronavirus/>
- DCHHS: <https://www.dallascounty.org/departments/dchhs/2019-novel-coronavirus.php>

CONTACT:

Clay Lewis Jenkins, Dallas County Judge

Clay.Jenkins@dallascounty.org

[214-653-7949](tel:214-653-7949)

###