



FOR IMMEDIATE RELEASE

November 09, 2021

Dallas County Reports a Three-Day Total of 850 New Positive 2019 Novel Coronavirus (COVID-19) Cases and 12 Deaths, Including 181 Probable Cases

DALLAS -- As of 12:00 pm November 09, 2021 Dallas County Health and Human Services is reporting 850 additional positive cases of 2019 novel coronavirus (COVID-19) in Dallas County, 669 confirmed cases and 181 probable cases. There is a cumulative total of 345,274 confirmed cases (PCR test). There is a cumulative total of 62,967 probable cases (antigen test). A total of 5,075 Dallas County residents have lost their lives due to COVID-19 illness. Today's press release includes the numbers of new cases from Saturday, Sunday and Monday.

Dallas County Health and Human Services (DCHHS) provided more than 500,000 total doses of COVID-19 vaccine at the Fair Park mega-vaccine clinic, which operated January 11 through July 17. A pop-up vaccination clinic took place at Fair Park through September 18, and every day the State Fair was open until October 24.

The additional deaths being reported today include the following:

- A woman in her 20's who was a resident of the City of Grand Prairie. She had been critically ill in an area hospital and had underlying high risk health conditions.
- A woman in her 40's who was a resident of the City of Dallas. She had been critically ill in an area hospital and had underlying high risk health conditions.
- A woman in her 40's who was a resident of the City of Lancaster. She had been critically ill in an area hospital and had underlying high risk health conditions.
- A man in his 50's who was a resident of the City of Addison. He had been critically ill in an area hospital and had underlying high risk health conditions.
- A woman in her 50's who was a resident of the City of Cedar Hill. She had been critically ill in an area hospital and had underlying high risk health conditions.
- A man in his 50's who was a resident of the City of Dallas. He had been critically ill in an area hospital and had underlying high risk health conditions.
- A man in his 60's who was a resident of the City of Dallas. He had been critically ill in an area hospital and had underlying high risk health conditions.
- A woman in her 60's who was a resident of the City of Dallas. She had been critically ill in an area hospital and had underlying high risk health conditions.
- A man in his 70's who was a resident of the City of Dallas. He had been critically ill in an area hospital and had underlying high risk health conditions.
- A woman in her 70's who was a resident of the City of Dallas. She expired in hospice and had underlying high risk health conditions.
- A man in his 70's who was a resident of the City of Garland. He had been critically ill in an area hospital and had underlying high risk health conditions.
- A man in his 80's who was a resident of the City of Dallas. He had been critically ill in an area hospital and had underlying high risk health conditions.

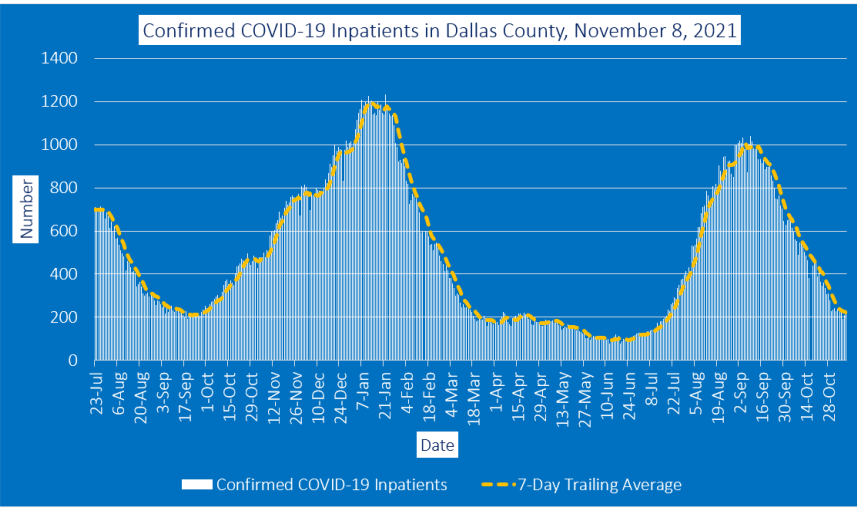
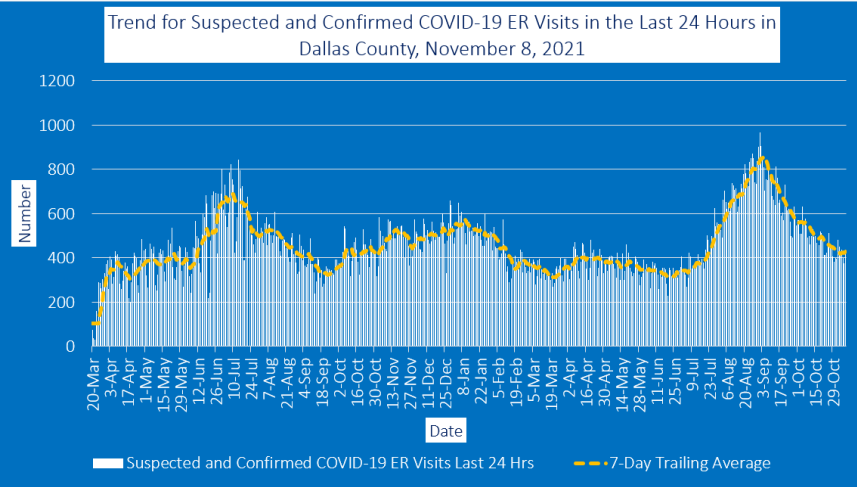
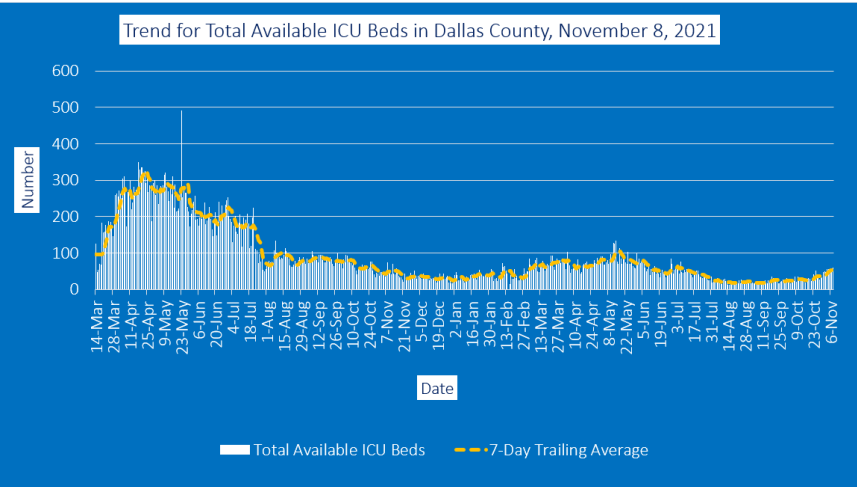
To date, a total of 205 cases with SARS-CoV-2 variants of concern have been identified in residents of Dallas County, including: 146 cases of B.1.1.7 (Alpha) variants; three B.1.351 (Beta) variants; thirty-six B.1.617.2 (Delta) variants; and twenty P.1 (Gamma) variants. Twenty-three have been hospitalized and four have died. One fully vaccinated patient subsequently became ill from B.1.1.7 infection and died. The provisional seven-day average of daily new confirmed and probable cases (by date of test collection) for CDC week 43 (week ending 10/30/21) was **239**, which is a rate of **9.1** daily new cases per 100,000 residents.

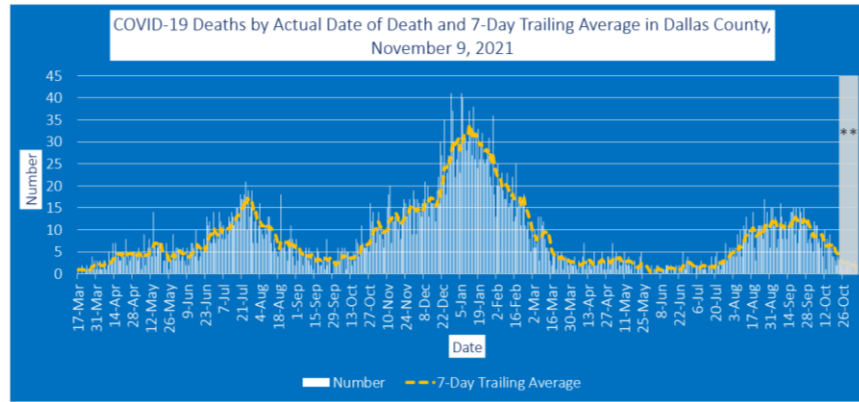
As of the week ending 10/30/2021, about 72% of Dallas County residents age 12 years and older have received at least one dose of COVID-19 vaccine, including: 92% of residents age 65 years and older; 79% of residents between 40-64 years of age; 69% of residents 25-39 years of age; 59% of residents 18-24 years of age; and 55% of residents 12-17 years of age. In the cities of Addison, Coppell, and Sunnyvale, greater than 90% of residents 18 years of age and older have received at least one dose of COVID-19 vaccine. In the cities of Farmers Branch, Highland Park and Irving, greater than 80% of residents 18 years of age and older have received at least one dose of COVID-19 vaccine. (See below). About 72% of COVID-19 cases diagnosed in Week 43 were Dallas County residents who were not fully vaccinated. In Dallas County, 13,877 cases of COVID-19 breakthrough COVID-19 infections in fully vaccinated individuals have been confirmed to date, of which 602 (4.3%) were hospitalized and 142 have died due to COVID-19.

Of all Dallas County residents tested for COVID-19 by PCR during the week ending 10/30/2021 (CDC week 43), **5.1%** of respiratory specimens tested positive for SARS-CoV-2. For week 43, area hospital labs have continued to report elevated numbers and proportions of respiratory specimens that are positive for other respiratory viruses by molecular tests: parainfluenza (3.1%), rhinovirus/enterovirus (33%) and RSV (6%). There are currently 31 active long-term care facility outbreaks. A cumulative total of 4,796 residents and 2,852 healthcare workers in long-term facilities in Dallas have been diagnosed with COVID-19. Of these, 1,174 have been hospitalized and 842 have died. About 17% of all deaths reported to date have been associated with long-term care facilities.

There have been 2 outbreaks of COVID-19 in a congregate-living facility (e.g. homeless shelters, group homes, and halfway homes) reported within the past 30 days. A cumulative total of 748 residents and 257 staff members in congregate-living facilities in Dallas have been diagnosed with COVID-19. New cases are being reported as a daily aggregate, with more detailed data dashboards and summary reports updated on Friday evenings, available at: <https://www.dallascounty.org/departments/dchhs/2019-novel-coronavirus/daily-updates.php>.

Local health experts use hospitalizations, ICU admissions, and ER visits as three of the key indicators as part of determining the COVID-19 Risk Level (color-coded risk) and corresponding guidelines for activities during our COVID-19 response. The most recent COVID-19 hospitalization data for Dallas County, as reported to the North Central Texas Trauma Regional Advisory Council, can be found at www.dallascounty.org/covid-19 under “Monitoring Data,” and is updated regularly. This data includes information on the total available ICU beds, suspected and confirmed COVID-19 ER visits in the last 24 hours, confirmed COVID-19 inpatients, and COVID-19 deaths by actual date of death. The most recent forecasting from UTSW can be found [here](#).





Dallas County Residents Vaccinated for COVID-19 by City: as of Week Ending 10/30/21 (MMWR Week 43)							
City	Population of City ≥18 years of age ¹	Cumulative Residents 12-17 Years who Received ≥ 1 Dose of COVID-19 Vaccine ²	Cumulative Residents ≥18 Years who Received ≥ 1 Dose of COVID-19 Vaccine ²	Percent of Residents ≥18 Years Vaccinated with at Least 1 Dose ³	Cumulative Residents 12-17 Years Fully Vaccinated ⁴	Cumulative Residents ≥18 Years Fully Vaccinated ⁴	Percent of Residents ≥18 Years Fully Vaccinated ^{3,4}
Addison	13,061	495	12,284	94%	318	9,498	73%
Balch Springs	16,590	1,392	11,670	70%	1,026	9,028	54%
Carrollton	105,102	2,251	30,107	N/A	1,672	23,656	N/A
Cedar Hill	34,268	2,613	25,429	74%	2,048	20,299	59%
Cockrell Hill	2,995	185	1,840	61%	137	1,472	49%
Coppell	30,387	3,731	29,664	98%	2,850	24,083	79%
Dallas	997,547	54,379	692,910	70%	40,937	538,512	54%
Desoto	38,930	2,437	30,022	77%	1,920	23,592	61%
Duncanville	28,841	1,860	20,786	72%	1,445	16,148	56%
Farmers Branch	30,624	1,422	24,720	81%	1,033	19,470	64%
Garland	173,595	12,459	137,337	79%	9,575	108,753	63%
Glenn Heights	8,975	30	582	N/A	12	410	N/A
Grand Prairie	138,103	6,760	65,136	N/A	5,181	49,608	N/A
Highland Park	6,789	493	5,924	87%	367	4,893	72%
Hutchins	4,423	208	2,595	59%	156	2,009	45%
Irving	175,226	13,656	152,605	87%	10,316	117,295	67%
Lancaster	26,977	2,190	20,186	75%	1,749	15,856	59%
Mesquite	101,641	7,209	72,068	71%	5,409	56,267	55%
Richardson	90,645	3,656	49,034	N/A	2,755	39,062	N/A
Rowlett	47,915	2,720	32,354	68%	2,188	26,104	55%
Sachse	19,007	1,090	10,207	N/A	868	8,276	N/A
Seagoville	11,828	849	8,463	72%	669	6,679	57%
Sunnyvale	4,699	522	4,767	> 99%	433	3,960	84%
University Park	18,073	1,880	13,919	77%	1,350	11,270	62%
Wilmer	3,178	231	2,160	68%	173	1,606	51%
Countywide Total⁵	1,940,671	124,770	1,457,324	75%	94,623	1,138,234	59%

¹ Does not include vaccinated persons who reside in portions of these cities which are not within Dallas County.

² U.S. Census 2019 estimates of populations of city residents 18 years and older, inclusive of portions of cities located outside of Dallas County.

³ Not Available (N/A): vaccine coverage not calculated for cities in which >20% of the city population resides outside of Dallas County.

⁴ Fully vaccinated = persons who have received 2 doses of mRNA vaccines or 1 dose of Johnson & Johnson COVID-19 vaccine.

⁵ Includes only residents with Dallas County--does not include persons who reside in portions of these cities which are not within Dallas County.

“Today we report a three-day total of 850 new cases of COVID-19 and 12 deaths. It is important that we continue to take COVID mitigation precautions, such as wearing a mask in indoor spaces outside our own home. According to UT Southwestern projections, the number of cases would begin to rise once again if we return to unmitigated pre-pandemic patterns. COVID continues to be a threat particularly for unvaccinated people in our community. Please continue to encourage the people in your life to get vaccinated so they'll be protected from severe illness in the event of a COVID-19 infection, and so that they will not spread COVID to others who could suffer a worse outcome. To find a vaccination location near you, visit [Vaccines.gov](https://www.vaccines.gov),” said Dallas County Judge Clay Jenkins.

All Dallas County COVID-19 Updates and Information can be found here:

<https://www.dallascounty.org/covid-19/> and all guidance documents can be found here:

<https://www.dallascounty.org/covid-19/guidance-health.php>

Specific Guidance for the Public:

- [Dallas County COVID-19 Related Health Guidance for the Public](#)
- [Dallas County Measures for Protecting An Institution's Workforce from COVID-19 Infection: Employer/Employee Guidance](#)
- [Dallas County Guidance for Individuals at High-Risk for Severe COVID-19](#)

The Centers for Disease Control and Prevention (CDC) recommends taking everyday preventive actions to help prevent the spread of respiratory diseases, including:

- If you're unvaccinated, avoid close contact outside your home and put 6 feet of distance between yourself and people who don't live in your household.
- Cover your mouth and nose with a cloth face cover when around others and continue to keep about 6 feet between yourself and others. The cloth face cover is not a substitute for social distancing.
- Stay home when you are sick, except to seek medical care
- Wash your hands often and with soap and water for at least 20 seconds and help young children to do the same. If soap and water are not available, use an alcohol-base hand sanitizer with at least 60% alcohol.
- Avoid touching your eyes, nose, and mouth with unwashed hands.
- Avoid close contact with people who are sick.
- Clean and disinfect frequently touched objects and surfaces daily using a regular household cleaning spray or wipes.
- Cover your cough or sneeze with a tissue, then throw the tissue in the trash. If you do not have a tissue, use your sleeve, not your hands. Immediately wash your hands.
- Monitor your health daily. Be alert for symptoms. Take your temperature and follow CDC guidance if symptoms develop.
- CDC recommends that anyone with any signs or symptoms of COVID-19 get tested, regardless of vaccination status or prior infection.
- If you get tested because you have symptoms or were potentially exposed to the virus, you should stay away from others pending test results and follow the advice of your health care provider or a public health professional.

Additional information is available at the following websites:

- CDC: <https://www.cdc.gov/coronavirus/2019-ncov/index.html>
- CDC Travel Information: <https://www.cdc.gov/coronavirus/2019-ncov/travelers/index.html>
- DSHS: <https://dshs.texas.gov/coronavirus/>
- DCHHS: <https://www.dallascounty.org/departments/dchhs/2019-novel-coronavirus.php>

CONTACT:

Clay Lewis Jenkins, Dallas County Judge

Clay.Jenkins@dallascounty.org

[214-653-7949](tel:214-653-7949)

###