



FOR IMMEDIATE RELEASE

November 22, 2021

Dallas County Reports a Total of 382 New Positive 2019 Novel Coronavirus (COVID-19) Cases and 14 Deaths, Including 102 Probable Cases

DALLAS -- As of 12:00 pm November 22, 2021 Dallas County Health and Human Services is reporting 382 additional positive cases of 2019 novel coronavirus (COVID-19) in Dallas County, 280 confirmed cases and 102 probable cases. There is a cumulative total of 347,860 confirmed cases (PCR test). There is a cumulative total of 63,968 probable cases (antigen test). A total of 5,185 Dallas County residents have lost their lives due to COVID-19 illness. Today's press release includes the new case totals accumulated from Friday. Tomorrow's press release will include the numbers of new cases from Saturday, Sunday and Monday.

Dallas County Health and Human Services (DCHHS) provided more than 500,000 total doses of COVID-19 vaccine at the Fair Park mega-vaccine clinic, which operated January 11 through July 17. A weekly pop-up vaccination clinic will take place at Fair Park on Sundays, from 10am – 4pm, starting November 21st, 2021.

The additional deaths being reported today include the following:

- A woman in her 20's who was a resident of the City of Dallas. She had been critically ill in an area hospital and had underlying high risk health conditions.
- A woman in her 30's who was a resident of the City of Balch Springs. She had been critically ill in an area hospital and had underlying high risk health conditions.
- A woman in her 40's who was a resident of the City of Dallas. She had been critically ill in an area hospital and had underlying high risk health conditions.
- A woman in her 40's who was a resident of the City of Dallas. She was found deceased at home and did not have underlying high risk health conditions.
- A woman in her 40's who was a resident of the City of Dallas. She was found deceased at home and had underlying high risk health conditions.
- A woman in her 50's who was a resident of the City of Dallas. She had been critically ill in an area hospital and had underlying high risk health conditions.
- A man in his 50's who was a resident of the City of Dallas. He had been critically ill in an area hospital and had underlying high risk health conditions.
- A man in his 50's who was a resident of the City of Dallas. He had been critically ill in an area hospital and had underlying high risk health conditions.
- A woman in her 60's who was a resident of the City of Dallas. She had been critically ill in an area hospital and had underlying high risk health conditions.
- A man in his 60's who was a resident of the City of Dallas. He had been critically ill in an area hospital and had underlying high risk health conditions.
- A woman in her 70's who was a resident of the City of Dallas. She had been hospitalized and had underlying high risk health conditions.
- A woman in her 70's who was a resident of the City of Lancaster. She had been critically ill in an area hospital and had underlying high risk health conditions.

- A woman in her 90's who was a resident of the City of Dallas. She expired in a facility and had underlying high risk health conditions.
- A woman in her 90's who was a resident of a long-term care facility in the City of Dallas. She expired in a facility and had underlying high risk health conditions.

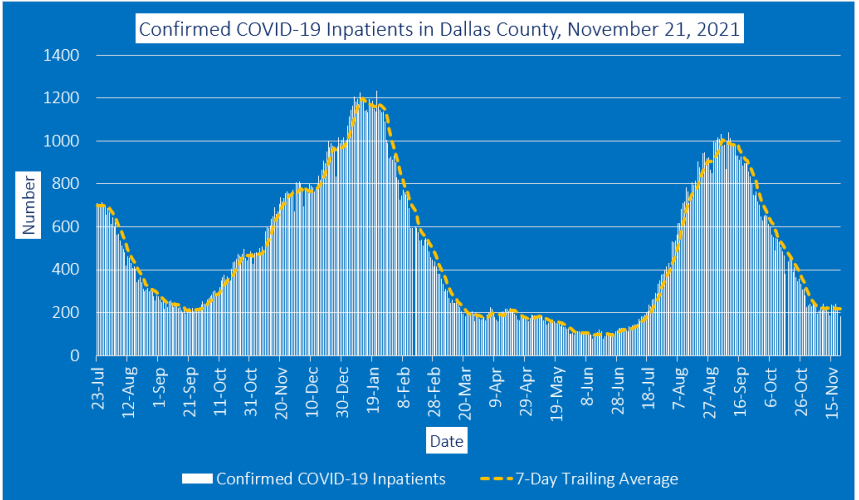
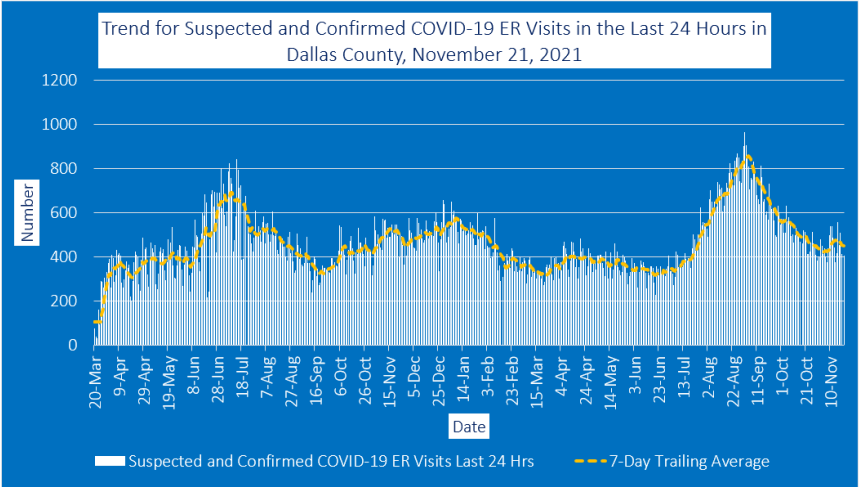
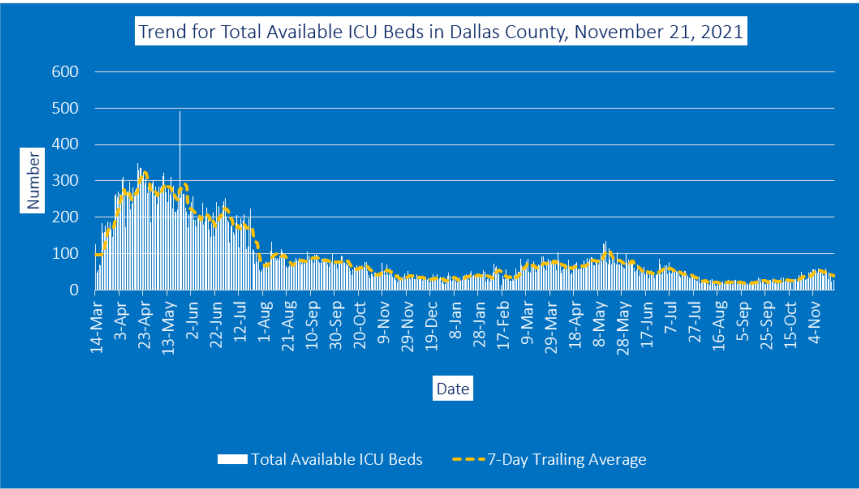
To date, a total of 214 cases with SARS-CoV-2 variants of concern have been identified in residents of Dallas County, including: 146 cases of B.1.1.7 (Alpha) variants; three B.1.351 (Beta) variants; forty-five B.1.617.2 (Delta) variants; and twenty P.1 (Gamma) variants. Twenty-three have been hospitalized and four have died. One fully vaccinated patient subsequently became ill from B.1.1.7 infection and died. As of 11/19/2021, a total of **1,806** confirmed and probable cases were reported in CDC week 45 (week ending 11/13/21), which is a weekly rate of **68.5** new cases per 100,000 residents.

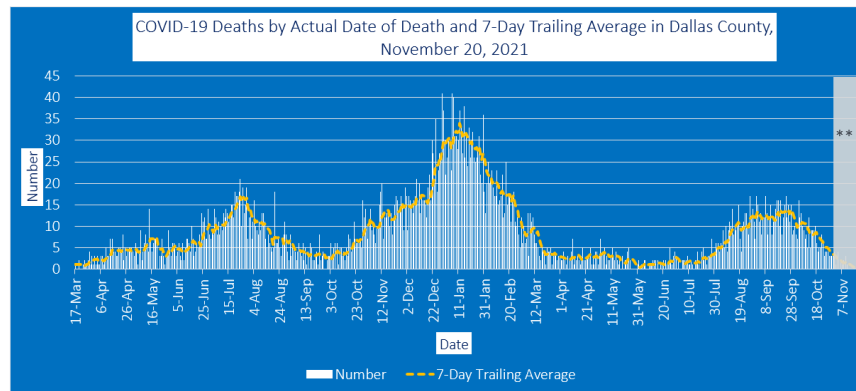
As of the week ending 11/13/2021, about 75% of Dallas County residents age 12 years and older have received at least one dose of COVID-19 vaccine, including: 93% of residents age 65 years and older; 80% of residents between 40-64 years of age; 70% of residents 25-39 years of age; 60% of residents 18-24 years of age; and 56% of residents 12-17 years of age. In the cities of Addison, Coppell, and Sunnyvale, greater than 95% of residents 18 years of age and older have received at least one dose of COVID-19 vaccine. In the cities of Farmers Branch, Garland, Highland Park and Irving, greater than 80% of residents 18 years of age and older have received at least one dose of COVID-19 vaccine. (See below). About 72% of COVID-19 cases diagnosed in Week 45 were Dallas County residents who were not fully vaccinated. In Dallas County, 16,574 cases of COVID-19 breakthrough COVID-19 infections in fully vaccinated individuals have been confirmed to date, of which 655 (4.0%) were hospitalized and 168 have died due to COVID-19.

Of all Dallas County residents tested for COVID-19 by PCR during the week ending 11/13/2021 (CDC week 45), **5.2%** of respiratory specimens tested positive for SARS-CoV-2. For week 45, area hospital labs have continued to report elevated numbers and proportions of respiratory specimens that are positive for other respiratory viruses by molecular tests: parainfluenza (6.8%), rhinovirus/enterovirus (36%) and RSV (6.8%). There are currently 26 active long-term care facility outbreaks. A cumulative total of 4,887 residents and 2,904 healthcare workers in long-term facilities in Dallas have been diagnosed with COVID-19. Of these, 1,174 have been hospitalized and 845 have died. About 17% of all deaths reported to date have been associated with long-term care facilities.

There have been 23 outbreaks of COVID-19 in a congregate-living facility (e.g. homeless shelters, group homes, and halfway homes) reported within the past 30 days. A cumulative total of 748 residents and 258 staff members in congregate-living facilities in Dallas have been diagnosed with COVID-19. New cases are being reported as a daily aggregate, with more detailed data dashboards and summary reports updated on Friday evenings, available at: <https://www.dallascounty.org/departments/dchhs/2019-novel-coronavirus/daily-updates.php>.

Local health experts use hospitalizations, ICU admissions, and ER visits as three of the key indicators as part of determining the COVID-19 Risk Level (color-coded risk) and corresponding guidelines for activities during our COVID-19 response. The most recent COVID-19 hospitalization data for Dallas County, as reported to the North Central Texas Trauma Regional Advisory Council, can be found at www.dallascounty.org/covid-19 under "Monitoring Data," and is updated regularly. This data includes information on the total available ICU beds, suspected and confirmed COVID-19 ER visits in the last 24 hours, confirmed COVID-19 inpatients, and COVID-19 deaths by actual date of death. The most recent forecasting from UTSW can be found [here](#).





Dallas County Residents Vaccinated for COVID-19 by City: as of Week Ending 11/13/21 (MMWR Week 45)							
City	Population of City ≥18 years of age ²	Cumulative Residents 12-17 Years who Received ≥ 1 Dose of COVID-19 Vaccine ¹	Cumulative Residents ≥18 Years who Received ≥ 1 Dose of COVID-19 Vaccine ¹	Percent of Residents ≥18 Years Vaccinated with at Least 1 Dose ³	Cumulative Residents 12-17 Years Fully Vaccinated ⁴	Cumulative Residents ≥18 Years Fully Vaccinated ⁴	Percent of Residents ≥18 Years Fully Vaccinated ^{3,4}
Addison	13,061	504	12,520	96%	324	9,661	74%
Balch Springs	16,590	1,421	11,868	72%	1,048	9,224	56%
Carrollton	105,102	2,287	30,609	N/A	1,699	24,106	N/A
Cedar Hill	34,268	2,635	25,758	75%	2,082	20,710	60%
Cockrell Hill	2,995	192	1,889	63%	145	1,511	51%
Coppell	30,387	3,749	30,108	99%	2,870	24,428	80%
Dallas	997,547	55,261	703,550	71%	41,932	548,589	55%
Desoto	38,930	2,470	30,420	78%	1,949	24,161	62%
Duncanville	28,841	1,897	21,116	73%	1,474	16,464	57%
Farmers Branch	30,624	1,458	25,174	82%	1,061	19,803	65%
Garland	173,595	12,646	139,203	80%	9,703	110,620	64%
Glenn Heights	8,975	31	587	N/A	13	415	N/A
Grand Prairie	138,103	6,865	66,222	N/A	5,279	50,747	N/A
Highland Park	6,789	499	6,001	88%	370	4,970	73%
Hutchins	4,423	212	2,631	60%	162	2,051	46%
Irving	175,226	13,840	155,082	89%	10,480	119,535	68%
Lancaster	26,977	2,218	20,438	76%	1,777	16,180	60%
Mesquite	101,641	7,354	73,170	72%	5,533	57,415	57%
Richardson	90,645	3,695	49,670	N/A	2,798	39,646	N/A
Rowlett	47,915	2,753	32,719	68%	2,215	26,525	55%
Sachse	19,007	1,102	10,323	N/A	877	8,382	N/A
Seagoville	11,828	857	8,632	73%	694	6,882	58%
Sunnyvale	4,699	524	4,825	<99%	434	4,011	85%
University Park	18,073	1,913	14,122	78%	1,368	11,415	63%
Wilmer	3,178	233	2,192	69%	180	1,645	52%
Countywide Total⁵	1,940,671	126,669	1,479,386	76%	96,506	1,159,535	60%

¹Does not include vaccinated persons who reside in portions of these cities which are not within Dallas County.

²U.S. Census 2019 estimates of populations of city residents 18 years and older, inclusive of portions of cities located outside of Dallas County.

³Not Available (N/A): vaccine coverage not calculated for cities in which >20% of the city population resides outside of Dallas County.

⁴Fully vaccinated = persons who have received 2 doses of mRNA vaccines or 1 dose of Johnson & Johnson COVID-19 vaccine.

⁵Includes only residents with Dallas County—does not include persons who reside in portions of these cities which are not within Dallas County.

“Nationally we are accumulating around 1,100 deaths per day due to COVID-19. This equals the number of deaths at this time last year, when we saw a large spike for the holiday season. Locally, we’ve seen modest increases in number of cases and hospitalizations during the last two weeks. This is likely due to people letting their guard down as the surging numbers from the Delta variant subsided. The vaccine against COVID is widely available in our community. Remember that you and your children won’t have the vaccine’s full protection until two weeks after receiving a second dose. It’s still important to take precautions, to keep you your family and your community safe. Wear your mask in large gatherings and while shopping; get your booster as soon as you’re eligible; and continue to have those courageous conversations with people within your sphere of influence who have not been vaccinated. And together, we will keep our numbers low for this holiday season,” said Dallas County Judge Clay Jenkins.

All Dallas County COVID-19 Updates and Information can be found here:

<https://www.dallascounty.org/covid-19/> and all guidance documents can be found here:
<https://www.dallascounty.org/covid-19/guidance-health.php>

Specific Guidance for the Public:

- [Dallas County COVID-19 Related Health Guidance for the Public](#)
- [Dallas County Measures for Protecting An Institution's Workforce from COVID-19 Infection: Employer/Employee Guidance](#)
- [Dallas County Guidance for Individuals at High-Risk for Severe COVID-19](#)

The Centers for Disease Control and Prevention (CDC) recommends taking everyday preventive actions to help prevent the spread of respiratory diseases, including:

- If you're unvaccinated, avoid close contact outside your home and put 6 feet of distance between yourself and people who don't live in your household.
- Cover your mouth and nose with a cloth face cover when around others and continue to keep about 6 feet between yourself and others. The cloth face cover is not a substitute for social distancing.
- Stay home when you are sick, except to seek medical care
- Wash your hands often and with soap and water for at least 20 seconds and help young children to do the same. If soap and water are not available, use an alcohol-base hand sanitizer with at least 60% alcohol.
- Avoid touching your eyes, nose, and mouth with unwashed hands.
- Avoid close contact with people who are sick.
- Clean and disinfect frequently touched objects and surfaces daily using a regular household cleaning spray or wipes.
- Cover your cough or sneeze with a tissue, then throw the tissue in the trash. If you do not have a tissue, use your sleeve, not your hands. Immediately wash your hands.
- Monitor your health daily. Be alert for symptoms. Take your temperature and follow CDC guidance if symptoms develop.
- CDC recommends that anyone with any signs or symptoms of COVID-19 get tested, regardless of vaccination status or prior infection.
- If you get tested because you have symptoms or were potentially exposed to the virus, you should stay away from others pending test results and follow the advice of your health care provider or a public health professional.

Additional information is available at the following websites:

- CDC: <https://www.cdc.gov/coronavirus/2019-ncov/index.html>
- CDC Travel Information: <https://www.cdc.gov/coronavirus/2019-ncov/travelers/index.html>
- DSHS: <https://dshs.texas.gov/coronavirus/>
- DCHHS: <https://www.dallascounty.org/departments/dchhs/2019-novel-coronavirus.php>

CONTACT:

Clay Lewis Jenkins, Dallas County Judge

Clay.Jenkins@dallascounty.org

[214-653-7949](tel:214-653-7949)

###