



FOR IMMEDIATE RELEASE
December 20, 2021

Dallas County Reports a Total of 568 New Positive 2019 Novel Coronavirus (COVID-19) Cases and 10 Deaths, Including 147 Probable Cases

DALLAS -- As of 12:00 pm December 20, 2021 Dallas County Health and Human Services is reporting 568 additional positive cases of 2019 novel coronavirus (COVID-19) in Dallas County, 421 confirmed cases and 147 probable cases. There is a cumulative total of 354,764 confirmed cases (PCR test). There is a cumulative total of 66,056 probable cases (antigen test). A total of 5,427 Dallas County residents have lost their lives due to COVID-19 illness. Today's press release includes the new case totals accumulated from Friday. Tomorrow's press release will include the numbers of new cases from Saturday, Sunday and Monday.

Dallas County Health and Human Services (DCHHS) provided more than 500,000 total doses of COVID-19 vaccine at the Fair Park mega-vaccine clinic, which operated January 11 through July 17. A vaccination clinic is open at the Dallas College Eastfield Campus Location on Tuesdays – Saturdays from 9am-6pm. A weekly pop-up vaccination clinic will take place at Fair Park on Sundays, from 10am – 4pm, starting November 21st, 2021.

The additional deaths being reported today include the following:

- A man in his 30's who was a resident of the City of Mesquite. He had been critically ill in an area hospital and had underlying high risk health conditions.
- A man in his 60's who was a resident of the City of Balch Springs. He had been critically ill in an area hospital and had underlying high risk health conditions.
- A woman in her 60's who was a resident of the City of Dallas. She had been critically ill in an area hospital and had underlying high risk health conditions.
- A woman in her 60's who was a resident of the City of Dallas. She had been critically ill in an area hospital and had underlying high risk health conditions.
- A man in his 70's who was a resident of the City of Duncanville. He had been critically ill in an area hospital and had underlying high risk health conditions.
- A man in his 70's who was a resident of the City of Seagoville. He had been critically ill in an area hospital and had underlying high risk health conditions.
- A man in his 70's who was a resident of the City of Dallas. He had been critically ill in an area hospital and did not have underlying high risk health conditions.
- A woman in her 80's who was a resident of the City of Grand Prairie. She had been critically ill in an area hospital and had underlying high risk health conditions.

- A man in his 90's who was a resident of the City of Desoto. He expired at home and had underlying high risk health conditions.
- A woman in her 90's who was a resident of the City of Irving. She had been hospitalized and had underlying high risk health conditions.

To date, a total of 542 cases with SARS-CoV-2 variants have been identified and investigated in residents of Dallas County, including: 148 cases of B.1.1.7 (Alpha); 4 cases of B.1.351 (Beta); 344 cases of B.1.617.2 (Delta); 11 cases of B.1.427 (Epsilon); 19 cases of P.1 (Gamma); 9 cases of B.1.526 (Iota); 4 case of C.37 (Lambda); 1 case of B.1.621 (Mu); 1 case of B.1.1.529 (Omicron); and 1 case of P.2 (Zeta). One hundred and 10 cases have been hospitalized and 9 have died. Eight COVID-19 variant cases were reinfections. One hundred and twenty-three people were considered fully vaccinated before infection with a COVID-19 variant.

As of 12/17/2021, a total of 2,118 confirmed and probable cases were reported in CDC week 49 (week ending 12/11/21), which is a weekly rate of 100.9 new cases per 100,000 residents. As of the week ending 12/11/2021, about 76% of Dallas County residents age 12 years and older have received at least one dose of COVID-19 vaccine, including: 95% of residents age 65 years and older; 82% of residents between 40-64 years of age; 73% of residents 25-39 years of age; 62% of residents 18-24 years of age; and 57% of residents 12-17 years of age. In the cities of Addison, Coppell, Highland Park, Irving, and Sunnyvale, greater than 90% of residents 18 years of age and older have received at least one dose of COVID-19 vaccine. In the cities of Desoto, Farmers Branch, Garland and University Park, greater than 80% of residents 18 years of age and older have received at least one dose of COVID-19 vaccine. (See below).

About 73.6% of COVID-19 cases diagnosed in Week 49 were Dallas County residents who were not fully vaccinated. In Dallas County, 21,212 cases of COVID-19 breakthrough COVID-19 infections in fully vaccinated individuals have been confirmed to date, of which 769 (3.6%) were hospitalized and 198 have died due to COVID-19.

Of all Dallas County residents tested for COVID-19 by PCR during the week ending 12/11/2021 (CDC week 49), 7.2% of respiratory specimens tested positive for SARS-CoV-2. For week 49, area hospital labs have continued to report elevated numbers and proportions of respiratory specimens that are positive for other respiratory viruses by molecular tests: parainfluenza (5.7%), rhinovirus/enterovirus (25.5%) and RSV (6.5%).

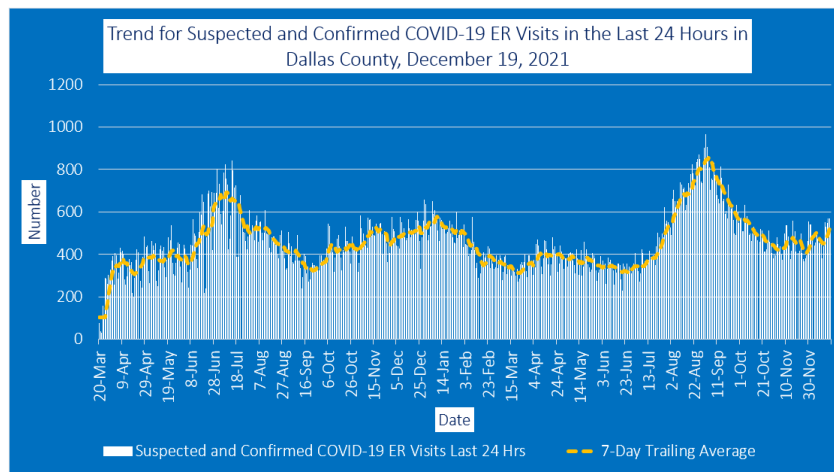
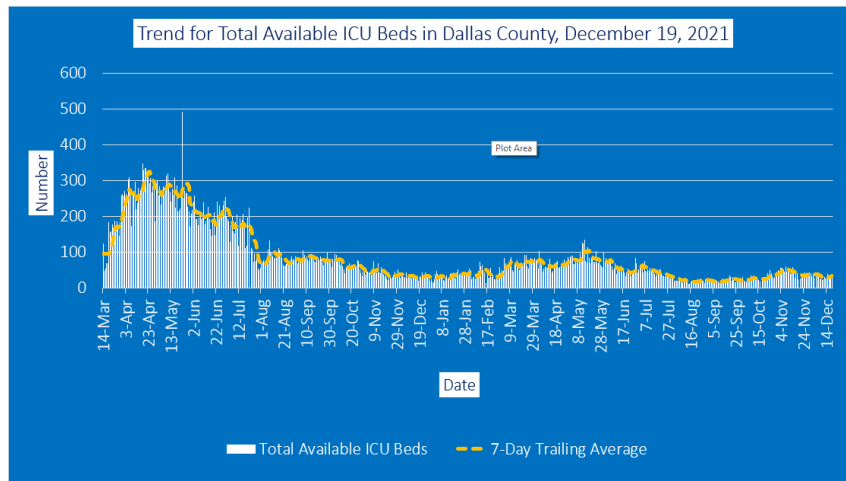
There are currently 21 active long-term care facility outbreaks. A cumulative total of 4,880 residents and 2,896 healthcare workers in long-term facilities in Dallas have been diagnosed with COVID-19. Of these, 1,200 have been hospitalized and 850 have died. About 16% of all deaths reported to date have been associated with long-term care facilities.

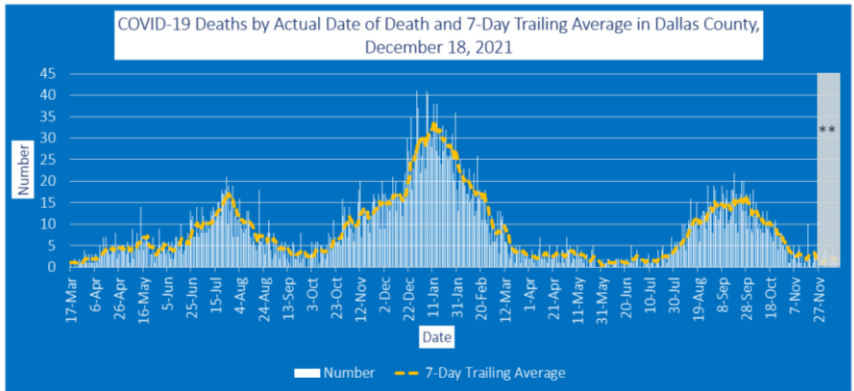
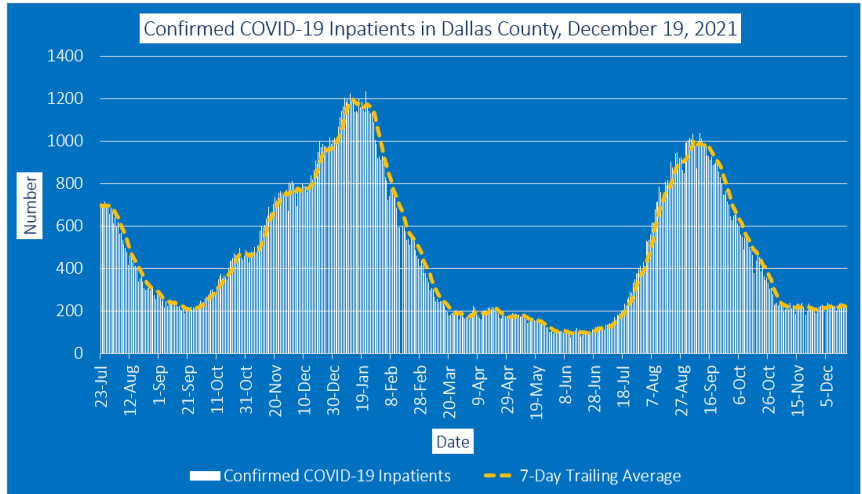
There have been 4 outbreaks of COVID-19 in a congregate-living facility (e.g. homeless shelters, group homes, and halfway homes) reported within the past 30 days. A cumulative total of 756 residents and 259 staff members in congregate-living facilities in Dallas have been diagnosed with COVID-19.

New cases are being reported as a daily aggregate, with more detailed data dashboards and summary reports updated on Friday evenings, available at:

<https://www.dallascounty.org/departments/dchhs/2019-novel-coronavirus/daily-updates.php>.

Local health experts use hospitalizations, ICU admissions, and ER visits as three of the key indicators as part of determining the COVID-19 Risk Level (color-coded risk) and corresponding guidelines for activities during our COVID-19 response. The most recent COVID-19 hospitalization data for Dallas County, as reported to the North Central Texas Trauma Regional Advisory Council, can be found at www.dallascounty.org/covid-19 under “Monitoring Data,” and is updated regularly. This data includes information on the total available ICU beds, suspected and confirmed COVID-19 ER visits in the last 24 hours, confirmed COVID-19 inpatients, and COVID-19 deaths by actual date of death. The most recent forecasting from UTSW can be found [here](#).





Dallas County Residents Vaccinated for COVID-19 by City: as of Week Ending 12/11/21 (MMWR Week 49)							
City	Population of City ≥18 years of age ²	Cumulative Residents 12-17 Years who Received ≥ 1 Dose of COVID-19 Vaccine ¹	Cumulative Residents ≥18 Years who Received ≥ 1 Dose of COVID-19 Vaccine ¹	Percent of Residents ≥18 Years Vaccinated with at Least 1 Dose ³	Cumulative Residents 12-17 Years Fully Vaccinated ⁴	Cumulative Residents ≥18 Years Fully Vaccinated ⁴	Percent of Residents ≥18 Years Fully Vaccinated ^{3,4}
Addison	13,061	520	12,922	99%	329	9,910	76%
Balch Springs	16,590	1,471	12,229	74%	1,093	9,521	57%
Carrollton	105,102	2,337	31,450	N/A	1,746	24,818	N/A
Cedar Hill	34,268	2,694	26,367	77%	2,117	21,368	62%
Cockrell Hill	2,995	196	1,929	64%	148	1,559	52%
Coppell	30,387	3,790	30,866	< 99%	2,904	25,064	83%
Dallas	997,547	56,596	722,980	73%	43,036	565,076	57%
Desoto	38,930	2,512	31,157	80%	1,987	24,985	64%
Duncanville	28,841	1,943	21,618	75%	1,516	17,047	59%
Farmers Branch	30,624	1,492	25,829	84%	1,089	20,346	66%
Garland	173,595	12,935	142,765	82%	9,938	113,839	66%
Glenn Heights	8,975	32	604	N/A	14	422	N/A
Grand Prairie	138,103	7,075	68,083	N/A	5,420	52,698	N/A
Highland Park	6,789	515	6,130	90%	393	5,082	75%
Hutchins	4,423	221	2,686	61%	168	2,103	48%
Irving	175,226	14,102	159,625	91%	10,717	123,283	70%
Lancaster	26,977	2,263	20,955	78%	1,827	16,708	62%
Mesquite	101,641	7,587	75,082	74%	5,703	59,190	58%
Richardson	90,645	3,752	50,802	N/A	2,827	40,572	N/A
Rowlett	47,915	2,791	33,397	70%	2,252	27,200	57%
Sachse	19,007	1,129	10,561	N/A	892	8,575	N/A
Seagoville	11,828	881	8,837	75%	715	7,085	60%
Sunnyvale	4,699	534	4,934	< 99%	440	4,096	87%
University Park	18,073	1,953	14,431	80%	1,402	11,708	65%
Wilmer	3,178	241	2,253	71%	187	1,697	53%
Countywide Total⁵	1,940,671	129,615	1,519,066	78%	93,898	1,194,400	62%

¹ Does not include vaccinated persons who reside in portions of these cities which are not within Dallas County.

² U.S. Census 2019 estimates of populations of city residents 18 years and older, inclusive of portions of cities located outside of Dallas County.

³ Not Available (N/A): vaccine coverage not calculated for cities in which >20% of the city population resides outside of Dallas County.

⁴ Fully vaccinated = persons who have received 2 doses of mRNA vaccines or 1 dose of Johnson & Johnson COVID-19 vaccine.

⁵ Includes only residents with Dallas County--does not include persons who reside in portions of these cities which are not within Dallas County.

“With the Omicron variant overtaking the Delta variant as the most dominant strain in America, now's the time to get vaccinated if you're not already vaccinated and important for those who are vaccinated to get boosted. Wear your mask indoors and at holiday gatherings at your home or at homes that you visit ask that doors and windows be cracked and open for cross ventilation and wear your mask and when you are not eating or drinking. This is the best way to ensure that we have a joyous holiday together, keep our economy strong and the numbers low so that we can return to work and school after the holiday. If we work together, we can avoid disruption to our economy and keep the infection rate down, but it takes all of us doing our part. I am so grateful for the resilience of the people of North Texas and particularly Dallas County and the sacrifices you have made for each other. I wish you a very, very Merry Christmas Kwanzaa and holiday season,” said Dallas County Judge Clay Jenkins.

All Dallas County COVID-19 Updates and Information can be found here:

<https://www.dallascounty.org/covid-19/> and all guidance documents can be found here:

<https://www.dallascounty.org/covid-19/guidance-health.php>

Specific Guidance for the Public:

- [Dallas County COVID-19 Related Health Guidance for the Public](#)
- [Dallas County Measures for Protecting An Institution's Workforce from COVID-19 Infection: Employer/Employee Guidance](#)
- [Dallas County Guidance for Individuals at High-Risk for Severe COVID-19](#)

The Centers for Disease Control and Prevention (CDC) recommends taking everyday preventive actions to help prevent the spread of respiratory diseases, including:

- If you're unvaccinated, avoid close contact outside your home and put 6 feet of distance between yourself and people who don't live in your household.
- Cover your mouth and nose with a cloth face cover when around others and continue to keep about 6 feet between yourself and others. The cloth face cover is not a substitute for social distancing.
- Stay home when you are sick, except to seek medical care
- Wash your hands often and with soap and water for at least 20 seconds and help young children to do the same. If soap and water are not available, use an alcohol-base hand sanitizer with at least 60% alcohol.
- Avoid touching your eyes, nose, and mouth with unwashed hands.
- Avoid close contact with people who are sick.
- Clean and disinfect frequently touched objects and surfaces daily using a regular household cleaning spray or wipes.
- Cover your cough or sneeze with a tissue, then throw the tissue in the trash. If you do not have a tissue, use your sleeve, not your hands. Immediately wash your hands.
- Monitor your health daily. Be alert for symptoms. Take your temperature and follow CDC guidance if symptoms develop.
- CDC recommends that anyone with any signs or symptoms of COVID-19 get tested, regardless of vaccination status or prior infection.
- If you get tested because you have symptoms or were potentially exposed to the virus, you should stay away from others pending test results and follow the advice of your health care provider or a public health professional.

Additional information is available at the following websites:

- CDC: <https://www.cdc.gov/coronavirus/2019-ncov/index.html>
- CDC Travel Information: <https://www.cdc.gov/coronavirus/2019-ncov/travelers/index.html>
- DSHS: <https://dshs.texas.gov/coronavirus/>
- DCHHS: <https://www.dallascounty.org/departments/dchhs/2019-novel-coronavirus.php>

CONTACT:

Clay Lewis Jenkins, Dallas County Judge
Clay.Jenkins@dallascounty.org
[214-653-7949](tel:214-653-7949)

###