



**FOR IMMEDIATE RELEASE**

**January 06, 2022**

**Dallas County Reports a Total of 6,310 New Positive 2019 Novel Coronavirus (COVID-19) Cases and 12 Deaths, Including 1,359 Probable Cases**

**DALLAS** -- As of 12:00 pm January 06, 2022 Dallas County Health and Human Services is reporting 6,310 additional positive cases of 2019 novel coronavirus (COVID-19) in Dallas County, 4,951 confirmed cases and 1,063 probable cases. There is a cumulative total of 377,203 confirmed cases (PCR test). There is a cumulative total of 71,482 probable cases (antigen test). A total of 5,587 Dallas County residents have lost their lives due to COVID-19 illness.

Dallas County Health and Human Services (DCHHS) provided more than 500,000 total doses of COVID-19 vaccine at the Fair Park mega-vaccine clinic, which operated January 11 through July 17. A vaccination clinic is open at the Dallas College Eastfield Campus Location on Tuesdays – Saturdays from 9am-6pm. A weekly pop-up vaccination clinic will take place at Fair Park on Sundays, from 10am – 4pm, starting November 21<sup>st</sup>, 2021.

The additional deaths being reported today include the following:

- A woman in her 30's who was a resident of the City of Dallas. She expired in an area hospital ED and had underlying high risk health conditions.
- A man in his 40's who was a resident of the City of Garland. He had been critically ill in an area hospital and did not have underlying high risk health conditions.
- A man in his 50's who was a resident of the City of Grand Prairie. He expired in an area hospital ED and had underlying high risk health conditions.
- A man in his 60's who was a resident of the City of Dallas. He had been hospitalized and had underlying high risk health conditions.
- A woman in her 60's who was a resident of the City of Dallas. She had been hospitalized and had underlying high risk health conditions.
- A man in his 60's who was a resident of the City of Seagoville. He had been critically ill in an area hospital and had underlying high risk health conditions.
- A man in his 70's who was a resident of the City of Dallas. He had been critically ill in an area hospital and had underlying high risk health conditions.
- A woman in her 70's who was a resident of the city of Lancaster. She expired in hospice and had underlying high risk health conditions.
- A man in his 70's who was a resident of the City of Balch Springs. He had been critically ill in an area hospital and had underlying high risk health conditions.
- A man in his 70's who was a resident of the City of Irving. He had been critically ill in an area hospital and had underlying high risk health conditions.
- A woman in her 80's who was a resident of the City of Dallas. She had been critically ill in an area hospital and had underlying high risk health conditions.
- A man in his 80's who was a resident of the City of Dallas. He had been hospitalized and had underlying high risk health conditions.

To date, a total of 723 cases with SARS-CoV-2 variants have been identified and investigated in residents of Dallas County, including: 151 cases of B.1.1.7 (Alpha); 4 cases of B.1.351 (Beta); 509 cases of B.1.617.2 (Delta); 11 cases of B.1.427 (Epsilon); 19 cases of P.1 (Gamma); 9 cases of B.1.526 (Iota); 4 case of C.37 (Lambda); 1 case of B.1.621 (Mu); 14 cases of B.1.1.529 (Omicron); and 1 case of P.2 (Zeta). One hundred and fifty-seven cases have been hospitalized and 16 have died. Fifteen COVID-19 variant cases were reinfections. One hundred and eighty-four people were considered fully vaccinated before infection with a COVID-19 variant. As of 12/31/2021, a total of **9,042** confirmed and probable cases were reported in CDC week 51 (week ending 12/25/21), which is a weekly rate of **343.0** new cases per 100,000 residents.

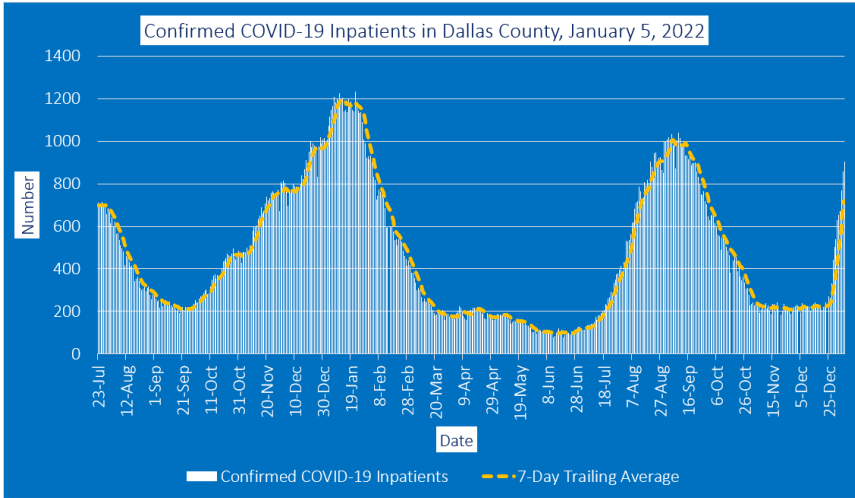
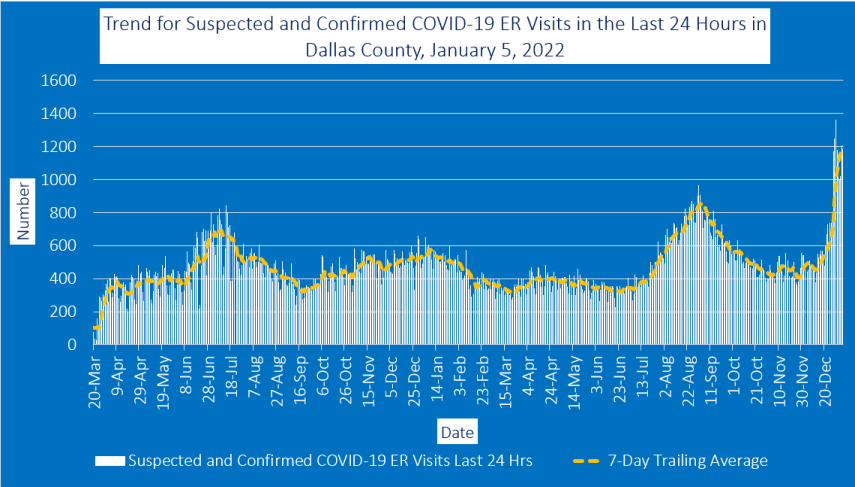
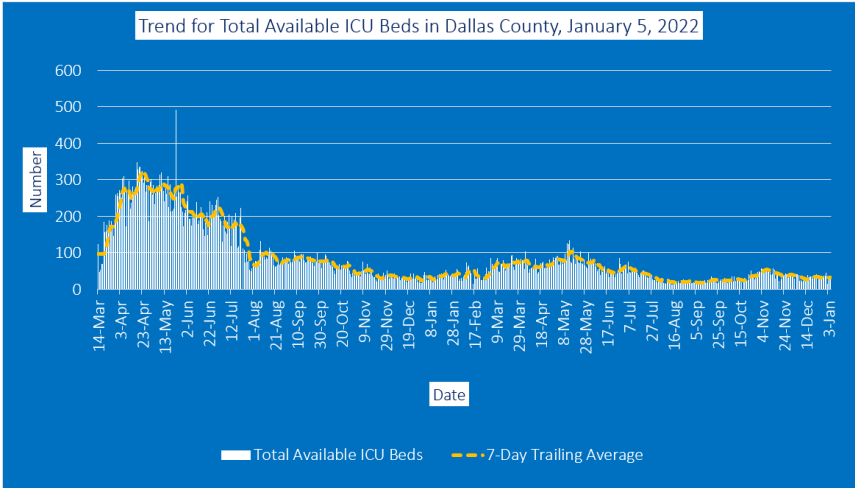
As of the week ending 12/18/2021, about 77% of Dallas County residents age 12 years and older have received at least one dose of COVID-19 vaccine, including: 96% of residents age 65 years and older; 83% of residents between 40-64 years of age; 73% of residents 25-39 years of age; 62% of residents 18-24 years of age; and 57% of residents 12-17 years of age. In the cities of Addison, Coppell, Highland Park, Irving, and Sunnyvale, greater than 90% of residents 18 years of age and older have received at least one dose of COVID-19 vaccine. In the cities of Desoto, Farmers Branch, Garland and University Park, greater than 80% of residents 18 years of age and older have received at least one dose of COVID-19 vaccine. (See below).

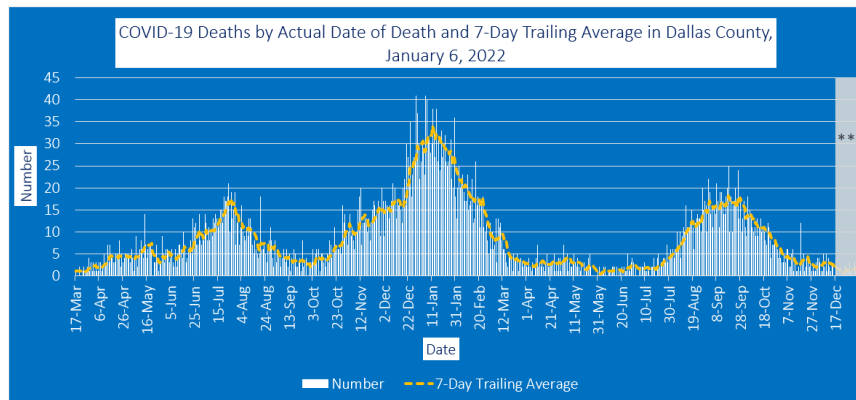
About 68.0% of COVID-19 cases diagnosed in Week 50 were Dallas County residents who were not fully vaccinated. In Dallas County, 21,890 cases of COVID-19 breakthrough COVID-19 infections in fully vaccinated individuals have been confirmed to date, of which 779 (3.6%) were hospitalized and 208 have died due to COVID-19. Of all Dallas County residents tested for COVID-19 by PCR during the week ending 12/25/2021 (CDC week 51), **24.3%** of respiratory specimens tested positive for SARS-CoV-2. For week 51, area hospital labs have continued to report elevated numbers and proportions of respiratory specimens that are positive for other respiratory viruses by molecular tests: parainfluenza (5.48%), rhinovirus/enterovirus (26.85%) and RSV (5.31%).

There are currently 53 active long-term care facility outbreaks. A cumulative total of 5,062 residents and 3,124 healthcare workers in long-term facilities in Dallas have been diagnosed with COVID-19. Of these, 1,203 have been hospitalized and 857 have died. About 15% of all deaths reported to date have been associated with long-term care facilities.

There have been 7 outbreaks of COVID-19 in a congregate-living facility (e.g. homeless shelters, group homes, and halfway homes) reported within the past 30 days. A cumulative total of 789 residents and 264 staff members in congregate-living facilities in Dallas have been diagnosed with COVID-19. New cases are being reported as a daily aggregate, with more detailed data dashboards and summary reports updated on Friday evenings, available at: <https://www.dallascounty.org/departments/dchhs/2019-novel-coronavirus/daily-updates.php>.

Local health experts use hospitalizations, ICU admissions, and ER visits as three of the key indicators as part of determining the COVID-19 Risk Level (color-coded risk) and corresponding guidelines for activities during our COVID-19 response. The most recent COVID-19 hospitalization data for Dallas County, as reported to the North Central Texas Trauma Regional Advisory Council, can be found at [www.dallascounty.org/covid-19](http://www.dallascounty.org/covid-19) under “Monitoring Data,” and is updated regularly. This data includes information on the total available ICU beds, suspected and confirmed COVID-19 ER visits in the last 24 hours, confirmed COVID-19 inpatients, and COVID-19 deaths by actual date of death. The most recent forecasting from UTSW can be found [here](#).





Dallas County Residents Vaccinated for COVID-19 by City: as of Week Ending 12/18/21 (MMWR Week 50)							
City	Population of City ≥18 years of age <sup>2</sup>	Cumulative Residents 12-17 Years who Received ≥ 1 Dose of COVID-19 Vaccine <sup>1</sup>	Cumulative Residents ≥18 Years who Received ≥ 1 Dose of COVID-19 Vaccine <sup>1</sup>	Percent of Residents ≥18 Years Vaccinated with at Least 1 Dose <sup>3</sup>	Cumulative Residents 12-17 Years Fully Vaccinated <sup>4</sup>	Cumulative Residents ≥18 Years Fully Vaccinated <sup>4</sup>	Percent of Residents ≥18 Years Fully Vaccinated <sup>3,4</sup>
Addison	13,061	521	13,034	< 99%	329	9,983	76%
Balch Springs	16,590	1,480	12,319	74%	1,097	9,595	58%
Carrollton	105,102	2,350	31,668	N/A	1,753	24,991	N/A
Cedar Hill	34,268	2,712	26,548	78%	2,131	21,523	63%
Cockrell Hill	2,995	197	1,944	65%	149	1,571	53%
Coppell	30,387	3,812	31,154	< 99%	2,914	25,244	83%
Dallas	997,547	56,971	728,511	73%	43,316	568,980	57%
Desoto	38,930	2,528	31,341	81%	1,994	25,153	65%
Duncanville	28,841	1,962	21,771	76%	1,526	17,174	60%
Farmers Branch	30,624	1,498	26,027	85%	1,094	20,474	67%
Garland	173,595	13,016	143,701	83%	9,998	114,536	66%
Glenn Heights	8,975	32	608	N/A	14	422	N/A
Grand Prairie	138,103	7,120	68,602	N/A	5,459	53,149	N/A
Highland Park	6,789	518	6,154	91%	397	5,115	75%
Hutchins	4,423	222	2,705	61%	170	2,116	48%
Irving	175,226	14,201	161,022	92%	10,759	124,356	71%
Lancaster	26,977	2,279	21,077	78%	1,831	16,814	62%
Mesquite	101,641	7,647	75,580	74%	5,734	59,607	59%
Richardson	90,645	3,773	51,188	N/A	2,841	40,850	N/A
Rowlett	47,915	2,820	33,572	70%	2,264	27,337	57%
Sachse	19,007	1,132	10,625	N/A	898	8,640	N/A
Seagoville	11,828	891	8,887	75%	721	7,118	60%
Sunnyvale	4,699	541	4,956	< 99%	442	4,120	88%
University Park	18,073	1,965	14,518	80%	1,414	11,799	65%
Wilmer	3,178	244	2,269	71%	188	1,709	54%
<b>Countywide Total<sup>5</sup></b>	<b>1,940,671</b>	<b>130,484</b>	<b>1,530,355</b>	<b>79%</b>	<b>99,472</b>	<b>1,202,824</b>	<b>62%</b>

<sup>1</sup> Does not include vaccinated persons who reside in portions of these cities which are not within Dallas County.

<sup>2</sup> U.S. Census 2019 estimates of populations of city residents 18 years and older, inclusive of portions of cities located outside of Dallas County.

<sup>3</sup> Not Available (N/A): vaccine coverage not calculated for cities in which >20% of the city population resides outside of Dallas County.

<sup>4</sup> Fully vaccinated = persons who have received 2 doses of mRNA vaccines or 1 dose of Johnson & Johnson COVID-19 vaccine.

<sup>5</sup> Includes only residents with Dallas County--does not include persons who reside in portions of these cities which are not within Dallas County.

“Today's numbers are 6,310 new cases and 12 deaths. This is the highest total number of new cases we’ve ever reported for one day. Keep in mind that these numbers do not include home test kits, which are being increasingly used by those who can find them. We continue to open new test sites as quickly as possible. It’s very important to know your status. If you feel sick, stay home from work or school until you can get tested and receive your results to help us control the spread. With the number of people in hospital care in Dallas County doubling during the past two weeks, and with the new UT Southwestern medical model coming out today stating that by the end of the month, we’ll likely have more people in the hospital in both Dallas and Tarrant counties than ever before, it is imperative that we control the spread as best we can. Wear your mask and when possible double up on the masking (cloth mask over a surgical mask) or wear a KN95 mask. Avoid unnecessary

get-togethers at this time. And together we'll control the spread and weather the Omicron surge," said Dallas County Judge Clay Jenkins.

**All Dallas County COVID-19 Updates and Information can be found here:**

<https://www.dallascounty.org/covid-19/> and all guidance documents can be found here:

<https://www.dallascounty.org/covid-19/guidance-health.php>

**Specific Guidance for the Public:**

- [Dallas County COVID-19 Related Health Guidance for the Public](#)
- [Dallas County Measures for Protecting An Institution's Workforce from COVID-19 Infection: Employer/Employee Guidance](#)
- [Dallas County Guidance for Individuals at High-Risk for Severe COVID-19](#)

The Centers for Disease Control and Prevention (CDC) recommends taking everyday preventive actions to help prevent the spread of respiratory diseases, including:

- If you're unvaccinated, avoid close contact outside your home and put 6 feet of distance between yourself and people who don't live in your household.
- Cover your mouth and nose with a cloth face cover when around others and continue to keep about 6 feet between yourself and others. The cloth face cover is not a substitute for social distancing.
- Stay home when you are sick, except to seek medical care
- Wash your hands often and with soap and water for at least 20 seconds and help young children to do the same. If soap and water are not available, use an alcohol-base hand sanitizer with at least 60% alcohol.
- Avoid touching your eyes, nose, and mouth with unwashed hands.
- Avoid close contact with people who are sick.
- Clean and disinfect frequently touched objects and surfaces daily using a regular household cleaning spray or wipes.
- Cover your cough or sneeze with a tissue, then throw the tissue in the trash. If you do not have a tissue, use your sleeve, not your hands. Immediately wash your hands.
- Monitor your health daily. Be alert for symptoms. Take your temperature and follow CDC guidance if symptoms develop.
- CDC recommends that anyone with any signs or symptoms of COVID-19 get tested, regardless of vaccination status or prior infection.
- If you get tested because you have symptoms or were potentially exposed to the virus, you should stay away from others pending test results and follow the advice of your health care provider or a public health professional.

Additional information is available at the following websites:

- CDC: <https://www.cdc.gov/coronavirus/2019-ncov/index.html>
- CDC Travel Information: <https://www.cdc.gov/coronavirus/2019-ncov/travelers/index.html>
- DSHS: <https://dshs.texas.gov/coronavirus/>
- DCHHS: <https://www.dallascounty.org/departments/dchhs/2019-novel-coronavirus.php>

**CONTACT:**

Clay Lewis Jenkins, Dallas County Judge

[Clay.Jenkins@dallascounty.org](mailto:Clay.Jenkins@dallascounty.org)

[214-653-7949](tel:214-653-7949)

###