



FOR IMMEDIATE RELEASE

February 09, 2022

Dallas County Reports a Total of 1,288 New Positive 2019 Novel Coronavirus (COVID-19) Cases and 15 Deaths, Including 300 Probable Cases

DALLAS -- As of 12:00 pm February 09, 2022 Dallas County Health and Human Services is reporting 1,288 additional positive cases of 2019 novel coronavirus (COVID-19) in Dallas County, 988 confirmed cases and 300 probable cases. There is a cumulative total of 459,395 confirmed cases (PCR test). There is a cumulative total of 96,691 probable cases (antigen test). A total of 5,841 Dallas County residents have lost their lives due to COVID-19 illness.

Dallas County Health and Human Services (DCHHS) provided more than 500,000 total doses of COVID-19 vaccine at the Fair Park mega-vaccine clinic, which operated January 11 through July 17. A vaccination clinic is open at the Dallas College Eastfield Campus Location on Thursdays – Saturdays from 9am-6pm, and on Sundays from 10am – 4pm. A weekly pop-up vaccination clinic will also take place at Fair Park on Sundays, from 10am – 4pm, starting November 21st, 2021.

The additional deaths being reported today include the following:

- A man in his 50's who was a resident of the City of Dallas. He had been critically ill in an area hospital and had underlying high risk health conditions.
- A woman in her 50's who was a resident of the City of Dallas. She expired in an area hospital ED and had underlying high risk health conditions.
- A woman in his 60's who was a resident of the City of Balch Springs. She had been critically ill in an area hospital and had underlying high risk health conditions.
- A man in his 60's who was a resident of the City of Dallas. He had been critically ill in an area hospital and had underlying high risk health conditions.
- A woman in her 60's who was a resident of the City of Dallas. She expired at a facility and had underlying high risk health conditions.
- A woman in her 60's who was a resident of the City of Balch Spring. She had been critically ill in an area hospital and had underlying high risk health conditions.
- A woman in her 70's who was a resident of the City of Dallas. She had been critically ill in an area hospital and had underlying high risk health conditions.
- A woman in her 70's who was a resident of the City of Dallas. She had been critically ill in an area hospital and had underlying high risk health conditions.
- A man in his 70's who was a resident of the City of Balch Springs. He had been hospitalized and had underlying high risk health conditions.
- A woman in her 80's who was a resident of the City of Dallas. She had been hospitalized and had underlying high risk health conditions.
- A man in his 80's who was a resident of the City of Dallas. He had been hospitalized and had underlying high risk health conditions.
- A man in his 80's who was a resident of the City of Richardson. He had been critically ill in an area hospital and had underlying high risk health conditions.

- A man in his 80's who was a resident of the City of Garland. He expired in an area hospital ED and had underlying high risk health conditions.
- A woman in her 90's who was a resident of the City of Dallas. She had been critically ill in an area hospital and had underlying high risk health conditions.
- A man in his 90's who was a resident of the City of Dallas. He had been critically ill in an area hospital and had underlying high risk health conditions.

To date, a total of 1,196 cases with SARS-CoV-2 variants have been identified and investigated in residents of Dallas County, including: 162 cases of B.1.1.7 (Alpha); 4 cases of B.1.351 (Beta); 964 cases of B.1.617.2 (Delta); 14 cases of B.1.427 (Epsilon); 20 cases of P.1 (Gamma); 9 cases of B.1.526 (Iota); 4 case of C.37 (Lambda); 2 cases of B.1.621 (Mu); 16 cases of B.1.1.529 (Omicron); and 1 case of P.2 (Zeta). Two hundred and thirty-four cases have been hospitalized and 38 have died. Nineteen COVID-19 variant cases were reinfections. Two hundred and ninety-five people were considered fully vaccinated before infection with a COVID-19 variant.

As of 2/4/2022, a total of **12,360** confirmed and probable cases were reported in CDC week 4 (week ending 1/29/22), which is a weekly rate of **469.0** new cases per 100,000 residents.

As of the week ending 1/22/2022, about 79% of Dallas County residents age 12 years and older have received at least one dose of COVID-19 vaccine, including: 97% of residents age 65 years and older; 85% of residents between 40-64 years of age; 76% of residents 25-39 years of age; 65% of residents 18-24 years of age; and 60% of residents 12-17 years of age. In the cities of Addison, Coppell, Highland Park, Irving, and Sunnyvale, greater than 90% of residents 18 years of age and older have received at least one dose of COVID-19 vaccine. In the cities of Cedar Hill, Desoto, Farmers Branch, Garland, Lancaster, and University Park, greater than 80% of residents 18 years of age and older have received at least one dose of COVID-19 vaccine. (See below).

About 60.7% of COVID-19 cases diagnosed in Week 4 were Dallas County residents who were not fully vaccinated. In Dallas County, 29,615 cases of COVID-19 breakthrough COVID-19 infections in fully vaccinated individuals have been confirmed to date, of which 2,689 (9.1%) were hospitalized and 429 have died due to COVID-19.

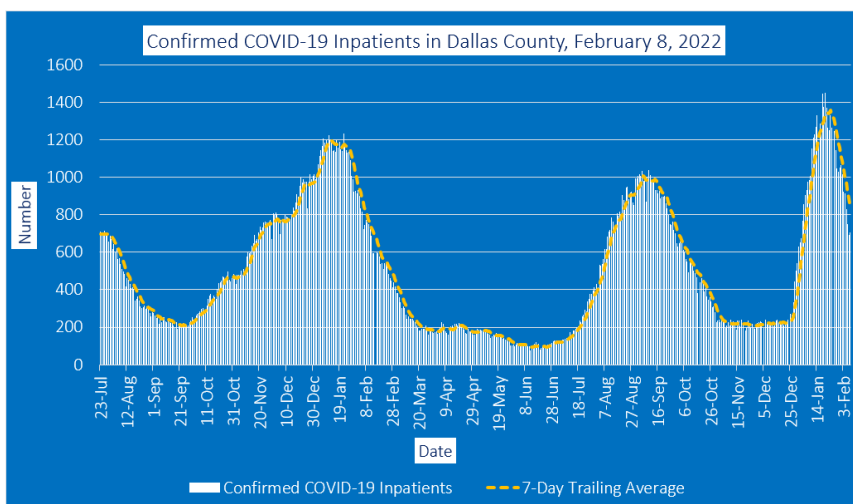
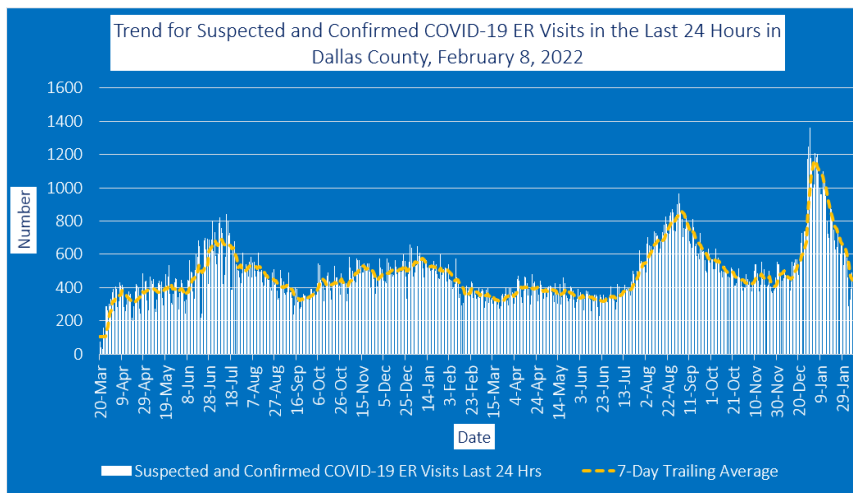
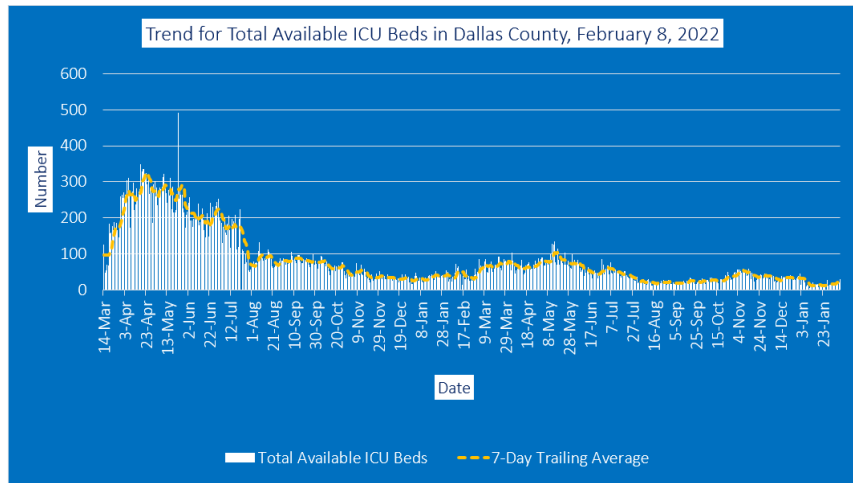
Of all Dallas County residents tested for COVID-19 by PCR during the week ending 1/29/2022 (CDC week 4), **29.6%** of respiratory specimens tested positive for SARS-CoV-2. For week 4, area hospital labs have continued to report elevated numbers and proportions of respiratory specimens that are positive for other respiratory viruses by molecular tests: parainfluenza (2.61%), rhinovirus/enterovirus (20.64%) and RSV (1.98%).

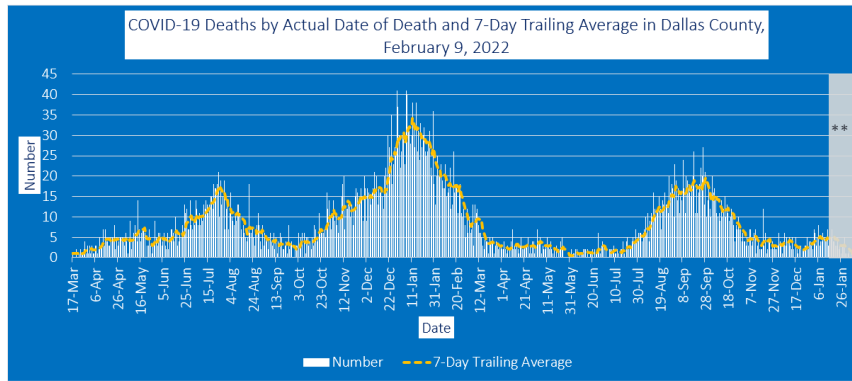
There are currently 91 active long-term care facility outbreaks. A cumulative total of 6,007 residents and 4,072 healthcare workers in long-term facilities in Dallas have been diagnosed with COVID-19. Of these, 1,258 have been hospitalized and 868 have died. About 16% of all deaths reported to date have been associated with long-term care facilities.

There have been 12 outbreaks of COVID-19 in a congregate-living facility (e.g. homeless shelters, group homes, and halfway homes) reported within the past 30 days. A cumulative total of 844 residents and 295 staff members in congregate-living facilities in Dallas have been diagnosed with COVID-19. New cases are being reported as a daily aggregate, with more detailed data dashboards and summary reports updated on Friday evenings, available at: <https://www.dallascounty.org/departments/dchhs/2019-novel-coronavirus/daily-updates.php>.

Local health experts use hospitalizations, ICU admissions, and ER visits as three of the key indicators as part of determining the COVID-19 Risk Level (color-coded risk) and corresponding guidelines for activities during our COVID-19 response. The most recent COVID-19 hospitalization data for Dallas County, as reported to the North Central Texas Trauma Regional Advisory Council, can be found at www.dallascounty.org/covid-19

under “Monitoring Data,” and is updated regularly. This data includes information on the total available ICU beds, suspected and confirmed COVID-19 ER visits in the last 24 hours, confirmed COVID-19 inpatients, and COVID-19 deaths by actual date of death. The most recent forecasting from UTSW can be found [here](#).





Dallas County Residents Vaccinated for COVID-19 by City: as of Week Ending 1/22/2022 (MMWR Week 3)							
City	Population of City ≥18 years of age ²	Cumulative Residents 12-17 Years who Received ≥ 1 Dose of COVID-19 Vaccine ²	Cumulative Residents ≥18 Years who Received ≥ 1 Dose of COVID-19 Vaccine ³	Percent of Residents ≥18 Years Vaccinated with at Least 1 Dose ³	Cumulative Residents 12-17 Years Fully Vaccinated ⁴	Cumulative Residents ≥18 Years Fully Vaccinated ⁴	Percent of Residents ≥18 Years Fully Vaccinated ^{1,4}
Addison	13,061	549	13,490	< 99%	336	10,229	78%
Balch Springs	16,590	1,573	12,762	77%	1,132	9,878	60%
Carrollton	105,102	2,442	32,732	N/A	1,820	25,653	N/A
Cedar Hill	34,268	2,858	27,253	80%	2,193	22,046	64%
Cockrell Hill	2,995	205	1,992	67%	153	1,608	54%
Coppell	30,387	3,947	32,191	< 99%	3,072	25,924	85%
Dallas	997,547	59,753	751,827	75%	44,798	584,080	59%
Desoto	38,930	2,667	32,214	83%	2,059	25,914	67%
Duncanville	28,841	2,074	22,383	78%	1,570	17,720	61%
Farmers Branch	30,624	1,568	26,874	88%	1,131	20,975	69%
Garland	173,595	13,757	148,071	85%	10,337	117,589	68%
Glenn Heights	8,975	33	633	N/A	14	424	N/A
Grand Prairie	138,103	7,549	71,254	N/A	5,664	54,995	N/A
Highland Park	6,789	523	6,252	92%	404	5,231	77%
Hutchins	4,423	231	2,781	63%	174	2,170	49%
Irving	175,226	14,819	167,158	95%	11,163	128,241	73%
Lancaster	26,977	2,394	21,804	81%	1,866	17,378	64%
Mesquite	101,641	8,111	78,081	77%	5,960	61,400	60%
Richardson	90,645	3,935	52,673	N/A	2,962	41,807	N/A
Rowlett	47,915	2,955	34,391	72%	2,318	27,958	58%
Sachse	19,007	1,168	10,927	N/A	929	8,856	N/A
Seagoville	11,828	940	9,161	78%	736	7,328	62%
Sunnyvale	4,699	562	5,079	< 99%	459	4,214	90%
University Park	18,073	2,013	14,803	82%	1,496	12,089	67%
Wilmer	3,178	252	2,356	74%	198	1,767	56%
Countywide Total⁵	1,940,671	136,936	1,579,728	81%	102,999	1,235,927	64%

¹Does not include vaccinated persons who reside in portions of these cities which are not within Dallas County.

²U.S. Census 2019 estimates of populations of city residents 18 years and older, inclusive of portions of cities located outside of Dallas County.

³Not Available (N/A): vaccine coverage not calculated for cities in which >20% of the city population resides outside of Dallas County.

⁴Fully vaccinated = persons who have received 2 doses of mRNA vaccines or 1 dose of Johnson & Johnson COVID-19 vaccine.

⁵Includes only residents with Dallas County--does not include persons who reside in portions of these cities which are not within Dallas County.

“We’re seeing some good trends with our COVID numbers in the general population of Dallas County. Our week over week numbers of positive cases has decreased by 47.4%. The youth numbers have decreased by 55.1%. And our hospitalizations at Parkland hospital have decreased by 64% week over week. The numbers across the region have not decreased that to that degree, but they have decreased in all hospitals by 28.3%. The R factor, which determines how many people are likely to be infected with each new infection was as high as two in January, so that there were two new infections for every one infection. The number is now around 0.5, meaning there is only one infection for every two infected people. This should keep our numbers going down. The decisions we make this week and next will determine how low our numbers go and how long they stay low. Please continue to wear your mask, get your booster if you’ve not already and get vaccinated if you’ve not already. Go to vaccines.gov to find a vaccine near you,” said Dallas County Judge Clay Jenkins.

All Dallas County COVID-19 Updates and Information can be found here:

<https://www.dallascounty.org/covid-19/> and all guidance documents can be found here:
<https://www.dallascounty.org/covid-19/guidance-health.php>

Specific Guidance for the Public:

- [Dallas County COVID-19 Related Health Guidance for the Public](#)
- [Dallas County Measures for Protecting An Institution's Workforce from COVID-19 Infection: Employer/Employee Guidance](#)
- [Dallas County Guidance for Individuals at High-Risk for Severe COVID-19](#)

The Centers for Disease Control and Prevention (CDC) recommends taking everyday preventive actions to help prevent the spread of respiratory diseases, including:

- If you're unvaccinated, avoid close contact outside your home and put 6 feet of distance between yourself and people who don't live in your household.
- Cover your mouth and nose with a cloth face cover when around others and continue to keep about 6 feet between yourself and others. The cloth face cover is not a substitute for social distancing.
- Stay home when you are sick, except to seek medical care
- Wash your hands often and with soap and water for at least 20 seconds and help young children to do the same. If soap and water are not available, use an alcohol-base hand sanitizer with at least 60% alcohol.
- Avoid touching your eyes, nose, and mouth with unwashed hands.
- Avoid close contact with people who are sick.
- Clean and disinfect frequently touched objects and surfaces daily using a regular household cleaning spray or wipes.
- Cover your cough or sneeze with a tissue, then throw the tissue in the trash. If you do not have a tissue, use your sleeve, not your hands. Immediately wash your hands.
- Monitor your health daily. Be alert for symptoms. Take your temperature and follow CDC guidance if symptoms develop.
- CDC recommends that anyone with any signs or symptoms of COVID-19 get tested, regardless of vaccination status or prior infection.
- If you get tested because you have symptoms or were potentially exposed to the virus, you should stay away from others pending test results and follow the advice of your health care provider or a public health professional.

Additional information is available at the following websites:

- CDC: <https://www.cdc.gov/coronavirus/2019-ncov/index.html>
- CDC Travel Information: <https://www.cdc.gov/coronavirus/2019-ncov/travelers/index.html>
- DSHS: <https://dshs.texas.gov/coronavirus/>
- DCHHS: <https://www.dallascounty.org/departments/dchhs/2019-novel-coronavirus.php>

CONTACT:

Clay Lewis Jenkins, Dallas County Judge

Clay.Jenkins@dallascounty.org

[214-653-7949](tel:214-653-7949)

###