



FOR IMMEDIATE RELEASE

February 17, 2022

Dallas County Reports a Total of 383 New Positive 2019 Novel Coronavirus (COVID-19) Cases and 9 Deaths, Including 92 Probable Cases

DALLAS -- As of 12:00 pm February 17, 2022 Dallas County Health and Human Services is reporting 383 additional positive cases of 2019 novel coronavirus (COVID-19) in Dallas County, 291 confirmed cases and 92 probable cases. There is a cumulative total of 464,218 confirmed cases (PCR test). There is a cumulative total of 97,914 probable cases (antigen test). A total of 5,911 Dallas County residents have lost their lives due to COVID-19 illness.

Dallas County Health and Human Services (DCHHS) provided more than 500,000 total doses of COVID-19 vaccine at the Fair Park mega-vaccine clinic, which operated January 11 through July 17. A vaccination clinic is open at the Dallas College Eastfield Campus Location on Thursdays – Saturdays from 9am-6pm, and on Sundays from 10am – 4pm. A weekly pop-up vaccination clinic will also take place at Fair Park on Tuesdays from 12:30pm-6pm and on Sundays, from 10am – 4pm.

The additional deaths being reported today include the following:

- A man in his 50's who was a resident of the City of Dallas. He was found deceased at home and had underlying high risk health conditions.
- A woman in her 50's who was a resident of the City of Mesquite. She had been critically ill in an area hospital and had underlying high risk health conditions.
- A woman in her 60's who was a resident of the City of Dallas. She expired in hospice and had underlying high risk health conditions.
- A man in his 60's who was a resident of the City of Dallas. He had been critically ill in an area hospital and had underlying high risk health conditions.
- A woman in her 70's who was a resident of a long-term care facility in the City of Lancaster. She expired in hospice and had underlying high risk health conditions.
- A man in his 70's who was a resident of the City of Rowlett. He had been hospitalized and had underlying high risk health conditions.
- A woman in her 70's who was a resident of the City of Richardson. She had been hospitalized and had underlying high risk health conditions.
- A man in his 80's who was a resident of the City of Dallas. He had been critically ill in an area hospital and had underlying high risk health conditions.
- A man in his 90's who was a resident of the City of Dallas. He had been critically ill in an area hospital and had underlying high risk health conditions.

To date, a total of 1,288 cases with SARS-CoV-2 variants have been identified and investigated in residents of Dallas County, including: 162 cases of B.1.1.7 (Alpha); 4 cases of B.1.351 (Beta); 1,052 cases of B.1.617.2 (Delta); 14 cases of B.1.427 (Epsilon); 20 cases of P.1 (Gamma); 9 cases of B.1.526 (Iota); 4 case of C.37

(Lambda); 2 cases of B.1.621 (Mu); 20 cases of B.1.1.529 (Omicron); and 1 case of P.2 (Zeta). Two hundred and forty-eight cases have been hospitalized and 39 have died. Nineteen COVID-19 variant cases were reinfections. Three hundred and sixteen people were considered fully vaccinated before infection with a COVID-19 variant. As of 2/11/2022, a total of **5,049** confirmed and probable cases were reported in CDC week 5 (week ending 2/5/22), which is a weekly rate of **191.6** new cases per 100,000 residents.

As of the week ending 2/10/2022, about 80% of Dallas County residents age 12 years and older have received at least one dose of COVID-19 vaccine, including: 98% of residents age 65 years and older; 86% of residents between 40-64 years of age; 77% of residents 25-39 years of age; 66% of residents 18-24 years of age; and 61% of residents 12-17 years of age. In the cities of Addison, Coppell, Highland Park, Irving, and Sunnyvale, greater than 90% of residents 18 years of age and older have received at least one dose of COVID-19 vaccine. In the cities of Cedar Hill, Desoto, Farmers Branch, Garland, Lancaster, and University Park, greater than 80% of residents 18 years of age and older have received at least one dose of COVID-19 vaccine. (See below).

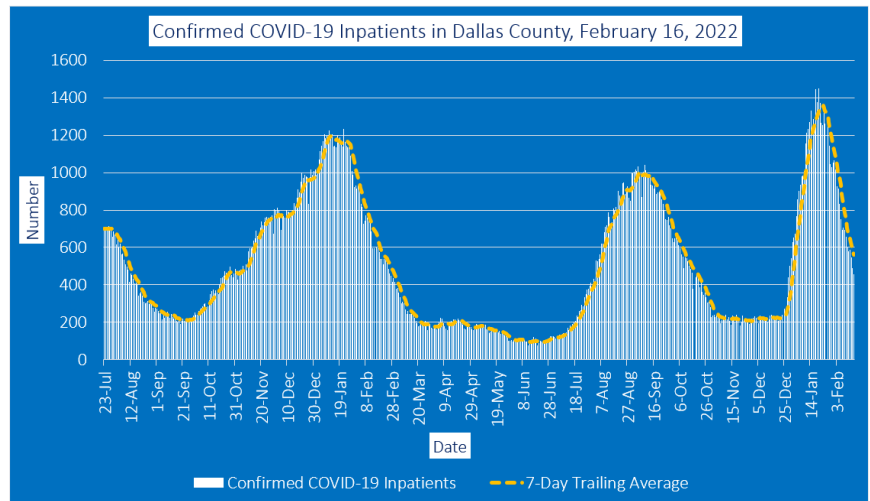
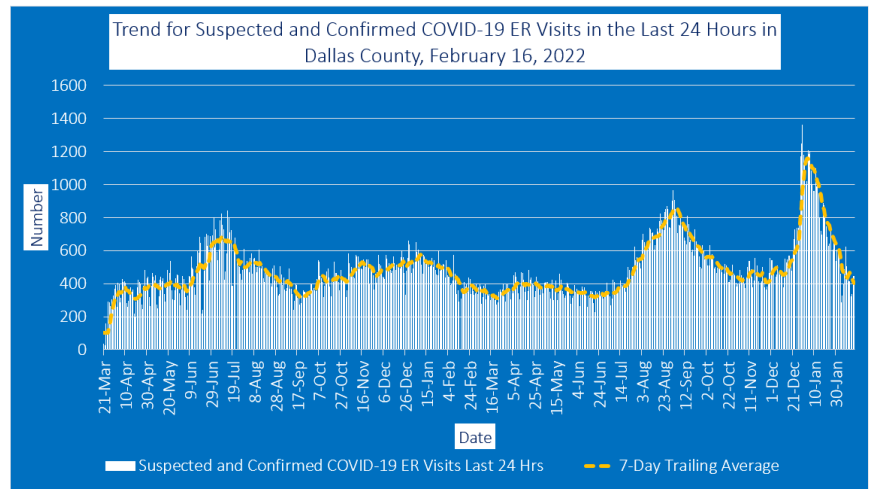
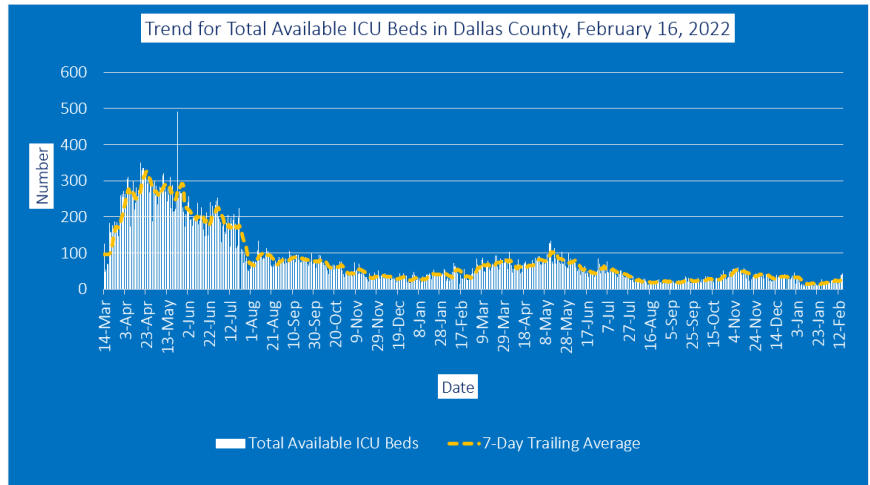
About 57.7% of COVID-19 cases diagnosed in Week 5 were Dallas County residents who were not fully vaccinated. In Dallas County, 31,294 cases of COVID-19 breakthrough COVID-19 infections in fully vaccinated individuals have been confirmed to date, of which 2,911 (9.3%) were hospitalized and 462 have died due to COVID-19.

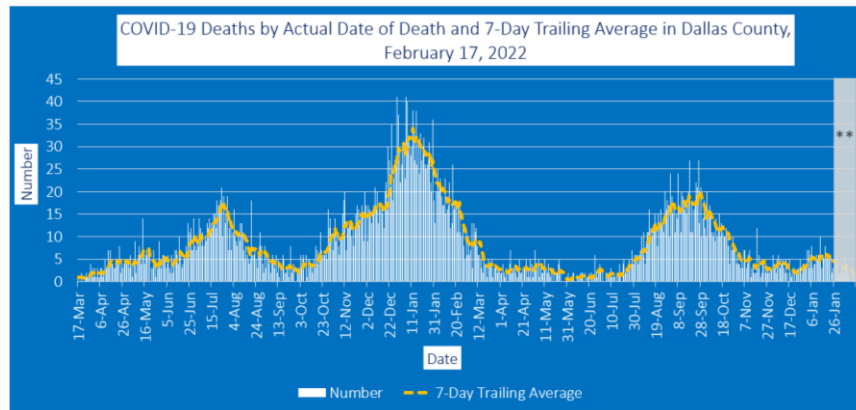
Of all Dallas County residents tested for COVID-19 by PCR during the week ending 2/5/2022 (CDC week 5), **21.7%** of respiratory specimens tested positive for SARS-CoV-2. For week 5, area hospital labs have continued to report elevated numbers and proportions of respiratory specimens that are positive for other respiratory viruses by molecular tests: parainfluenza (3.33%), rhinovirus/enterovirus (28.6%) and RSV (3.08%).

There are currently 91 active long-term care facility outbreaks. A cumulative total of 6,177 residents and 4,169 healthcare workers in long-term facilities in Dallas have been diagnosed with COVID-19. Of these, 1,276 have been hospitalized and 873 have died. About 16% of all deaths reported to date have been associated with long-term care facilities.

There have been 12 outbreaks of COVID-19 in a congregate-living facility (e.g. homeless shelters, group homes, and halfway homes) reported within the past 30 days. A cumulative total of 844 residents and 295 staff members in congregate-living facilities in Dallas have been diagnosed with COVID-19. New cases are being reported as a daily aggregate, with more detailed data dashboards and summary reports updated on Friday evenings, available at: <https://www.dallascounty.org/departments/dchhs/2019-novel-coronavirus/daily-updates.php>.

Local health experts use hospitalizations, ICU admissions, and ER visits as three of the key indicators as part of determining the COVID-19 Risk Level (color-coded risk) and corresponding guidelines for activities during our COVID-19 response. The most recent COVID-19 hospitalization data for Dallas County, as reported to the North Central Texas Trauma Regional Advisory Council, can be found at www.dallascounty.org/covid-19 under "Monitoring Data," and is updated regularly. This data includes information on the total available ICU beds, suspected and confirmed COVID-19 ER visits in the last 24 hours, confirmed COVID-19 inpatients, and COVID-19 deaths by actual date of death. The most recent forecasting from UTSW can be found [here](#).





Dallas County Residents Vaccinated for COVID-19 by City: as of Week Ending 2/5/2022 (MMWR Week 5)							
City	Population of City ≥ 18 years of age ¹	Cumulative Residents 12-17 Years who Received ≥ 1 Dose of COVID-19 Vaccine ¹	Cumulative Residents ≥ 18 Years who Received ≥ 1 Dose of COVID-19 Vaccine ¹	Percent of Residents ≥ 18 Years Vaccinated with at Least 1 Dose ³	Cumulative Residents 12-17 Years Fully Vaccinated ⁴	Cumulative Residents ≥ 18 Years Fully Vaccinated ⁴	Percent of Residents ≥ 18 Years Fully Vaccinated ^{3,4}
Addison	13,061	557	13,579	< 99%	336	10,279	79%
Balch Springs	16,590	1,605	12,925	78%	1,147	9,947	60%
Carrollton	105,102	2,470	32,945	N/A	1,836	25,802	N/A
Cedar Hill	34,268	2,892	27,417	80%	2,213	22,147	65%
Cockrell Hill	2,995	205	2,035	68%	153	1,618	54%
Coppell	30,387	3,994	32,349	< 99%	3,101	26,041	86%
Dallas	997,547	60,469	757,078	76%	45,114	587,089	59%
Desoto	38,930	2,697	32,401	83%	2,072	26,062	67%
Duncanville	28,841	2,100	22,535	78%	1,584	17,819	62%
Farmers Branch	30,624	1,599	27,187	89%	1,137	21,075	69%
Garland	173,595	13,936	149,118	86%	10,453	118,243	68%
Glenn Heights	8,975	33	633	N/A	14	424	N/A
Grand Prairie	138,103	7,648	71,871	N/A	5,732	55,448	N/A
Highland Park	6,789	535	6,294	93%	404	5,245	77%
Hutchins	4,423	235	2,797	63%	174	2,183	49%
Irving	175,226	14,999	168,629	96%	11,276	129,160	74%
Lancaster	26,977	2,430	22,010	82%	1,878	17,516	65%
Mesquite	101,641	8,215	78,674	77%	6,034	61,756	61%
Richardson	90,645	3,965	52,872	N/A	2,988	41,980	N/A
Rowlett	47,915	2,985	34,552	72%	2,332	28,035	59%
Sachse	19,007	1,174	10,964	N/A	933	8,889	N/A
Seagoville	11,828	956	9,225	78%	744	7,369	62%
Sunnyvale	4,699	571	5,099	< 99%	463	4,221	90%
University Park	18,073	2,035	14,936	83%	1,515	12,139	67%
Wilmer	3,178	252	2,376	75%	199	1,776	56%
Countywide Total⁵	1,940,671	138,617	1,591,089	82%	103,890	1,242,720	64%

¹Does not include vaccinated persons who reside in portions of these cities which are not within Dallas County.

²U.S. Census 2019 estimates of populations of city residents 18 years and older, inclusive of portions of cities located outside of Dallas County.

³Not Available (N/A): vaccine coverage not calculated for cities in which >20% of the city population resides outside of Dallas County.

⁴Fully vaccinated = persons who have received 2 doses of mRNA vaccines or 1 dose of Johnson & Johnson COVID-19 vaccine.

⁵Includes only residents with Dallas County--does not include persons who reside in portions of these cities which are not within Dallas County.

“Our numbers continue to decline but are still high compared to where they were pre Omicron. We remain at the red threat level. The public health committee meets tomorrow and should there be a change in that I will get the information out to you as soon as possible. But for now, keep doing the things you need to do to stay safe: get vaccinated, get boosted, wear your mask indoors when outside your own home, and keep a good distance from others,” said Dallas County Judge Clay Jenkins.

All Dallas County COVID-19 Updates and Information can be found here:

<https://www.dallascounty.org/covid-19/> and all guidance documents can be found here:

<https://www.dallascounty.org/covid-19/guidance-health.php>

Specific Guidance for the Public:

- [Dallas County COVID-19 Related Health Guidance for the Public](#)
- [Dallas County Measures for Protecting An Institution's Workforce from COVID-19 Infection: Employer/Employee Guidance](#)
- [Dallas County Guidance for Individuals at High-Risk for Severe COVID-19](#)

The Centers for Disease Control and Prevention (CDC) recommends taking everyday preventive actions to help prevent the spread of respiratory diseases, including:

- If you're unvaccinated, avoid close contact outside your home and put 6 feet of distance between yourself and people who don't live in your household.
- Cover your mouth and nose with a cloth face cover when around others and continue to keep about 6 feet between yourself and others. The cloth face cover is not a substitute for social distancing.
- Stay home when you are sick, except to seek medical care
- Wash your hands often and with soap and water for at least 20 seconds and help young children to do the same. If soap and water are not available, use an alcohol-base hand sanitizer with at least 60% alcohol.
- Avoid touching your eyes, nose, and mouth with unwashed hands.
- Avoid close contact with people who are sick.
- Clean and disinfect frequently touched objects and surfaces daily using a regular household cleaning spray or wipes.
- Cover your cough or sneeze with a tissue, then throw the tissue in the trash. If you do not have a tissue, use your sleeve, not your hands. Immediately wash your hands.
- Monitor your health daily. Be alert for symptoms. Take your temperature and follow CDC guidance if symptoms develop.
- CDC recommends that anyone with any signs or symptoms of COVID-19 get tested, regardless of vaccination status or prior infection.
- If you get tested because you have symptoms or were potentially exposed to the virus, you should stay away from others pending test results and follow the advice of your health care provider or a public health professional.

Additional information is available at the following websites:

- CDC: <https://www.cdc.gov/coronavirus/2019-ncov/index.html>
- CDC Travel Information: <https://www.cdc.gov/coronavirus/2019-ncov/travelers/index.html>
- DSHS: <https://dshs.texas.gov/coronavirus/>
- DCHHS: <https://www.dallascounty.org/departments/dchhs/2019-novel-coronavirus.php>

CONTACT:

Clay Lewis Jenkins, Dallas County Judge

Clay.Jenkins@dallascounty.org

[214-653-7949](tel:214-653-7949)

###