



FOR IMMEDIATE RELEASE

February 28, 2022

Dallas County Reports a Total of 816 New Positive 2019 Novel Coronavirus (COVID-19) Cases and 12 Deaths, Including 58 Probable Cases

DALLAS -- As of 12:00 pm February 28, 2022 Dallas County Health and Human Services is reporting 816 additional positive cases of 2019 novel coronavirus (COVID-19) in Dallas County, 758 confirmed cases and 58 probable cases. There is a cumulative total of 468,042 confirmed cases (PCR test). There is a cumulative total of 98,741 probable cases (antigen test). A total of 5,984 Dallas County residents have lost their lives due to COVID-19 illness. Today's press release includes the new case totals accumulated from Friday. Tomorrow's press release will include the numbers of new cases from Saturday, Sunday and Monday.

Dallas County Health and Human Services (DCHHS) provided more than 500,000 total doses of COVID-19 vaccine at the Fair Park mega-vaccine clinic, which operated January 11 through July 17. A vaccination clinic is open at the Dallas College Eastfield Campus Location on Thursdays – Saturdays from 9am-6pm, and on Sundays from 10am – 4pm. A weekly pop-up vaccination clinic will also take place at Fair Park on Tuesdays from 12:30pm-6pm and on Sundays, from 10am – 4pm.

The additional deaths being reported today include the following:

- A man in his 50's who was a resident of the City of Dallas. He expired in an area hospital ED and had underlying high risk health conditions.
- A woman in her 50's who was a resident of the City of Duncanville. She had been critically ill in an area hospital and had underlying high risk health conditions.
- A man in his 60's who was a resident of the City of Dallas. He expired at a facility and had underlying high risk health conditions.
- A man in his 60's who was a resident of the City of Irving. He had been critically ill in an area hospital and had underlying high risk health conditions.
- A man in his 60's who was a resident of the City of Dallas. He had been critically ill in an area hospital and had underlying high risk health conditions.
- A man in his 60's who was a resident of the City of Dallas. He had been critically ill in an area hospital and had underlying high risk health conditions.
- A man in his 60's who was a resident of the City of Dallas. He had been critically ill in an area hospital and had underlying high risk health conditions.
- A woman in her 70's who was a resident of the City of Coppell. She expired in hospice and had underlying high risk health conditions.

- A man in his 80's who was a resident of the City of Dallas. He had been critically ill in an area hospital and had underlying high risk health conditions.
- A man in his 80's who was a resident of the City of Cedar Hill. He had been critically ill in an area hospital and had underlying high risk health conditions.
- A man in his 80's who was a resident of the City of Dallas. He had been hospitalized and had underlying high risk health conditions.
- A woman in her 90's who was a resident of the City of Grand Prairie. She had been hospitalized and had underlying high risk health conditions.

To date, a total of 1,544 cases with SARS-CoV-2 variants have been identified and investigated in residents of Dallas County, including: 162 cases of B.1.1.7 (Alpha); 4 cases of B.1.351 (Beta); 1,164 cases of B.1.617.2 (Delta); 14 cases of B.1.427 (Epsilon); 20 cases of P.1 (Gamma); 9 cases of B.1.526 (Iota); 4 case of C.37 (Lambda); 2 cases of B.1.621 (Mu); 164 cases of B.1.1.529 (Omicron); and 1 case of P.2 (Zeta). Two hundred and eighty-nine cases have been hospitalized and 44 have died. Twenty-three COVID-19 variant cases were reinfections. Four hundred and three people were considered fully vaccinated before infection with a COVID-19 variant. As of 2/25/2022, a total of **1,501** confirmed and probable cases were reported in CDC week 7 (week ending 2/19/22), which is a weekly rate of **57.0** new cases per 100,000 residents.

As of the week ending 2/19/2022, about 82% of Dallas County residents age 12 years and older have received at least one dose of COVID-19 vaccine, including: 98% of residents age 65 years and older; 86% of residents between 40-64 years of age; 77% of residents 25-39 years of age; 66% of residents 18-24 years of age; and 61% of residents 12-17 years of age. In the cities of Addison, Coppell, Highland Park, Irving, and Sunnyvale, greater than 92% of residents 18 years of age and older have received at least one dose of COVID-19 vaccine. In the cities of Cedar Hill, Desoto, Farmers Branch, Garland, Lancaster, and University Park, greater than 80% of residents 18 years of age and older have received at least one dose of COVID-19 vaccine.. (See below).

About 55.9% of COVID-19 cases diagnosed in Week 7 were Dallas County residents who were not fully vaccinated. In Dallas County, 34,050 cases of COVID-19 breakthrough COVID-19 infections in fully vaccinated individuals have been confirmed to date, of which 3,282 (9.6%) were hospitalized and 535 have died due to COVID-19.

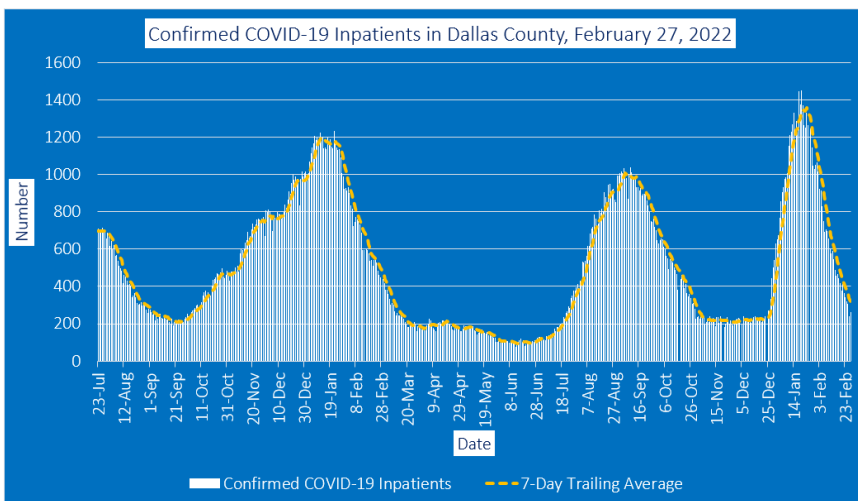
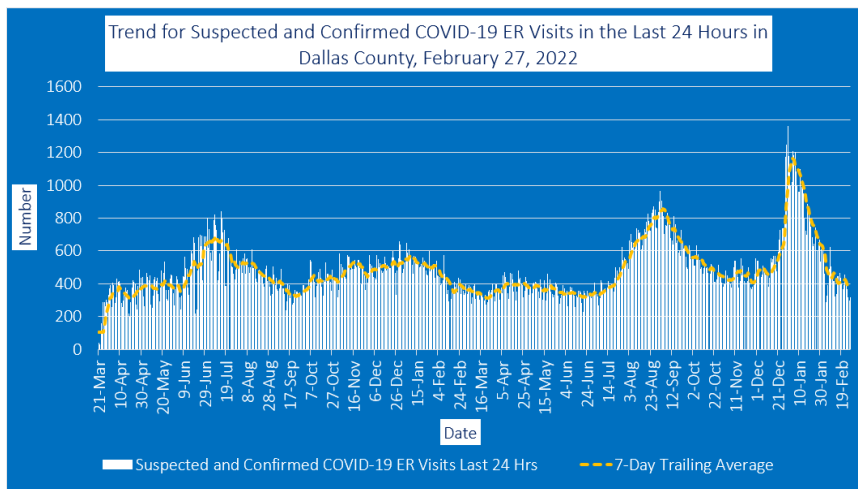
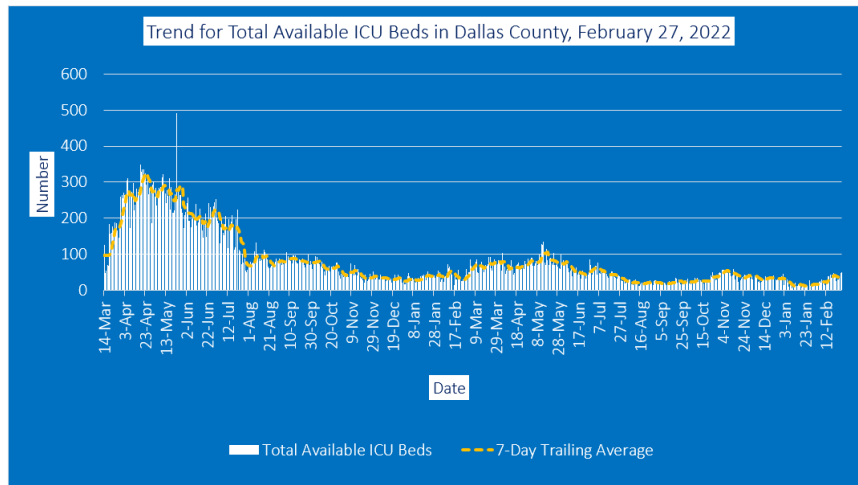
Of all Dallas County residents tested for COVID-19 by PCR during the week ending 2/19/2022 (CDC week 7), **7.8%** of respiratory specimens tested positive for SARS-CoV-2. For week 7, area hospital labs have continued to report elevated numbers and proportions of respiratory specimens that are positive for other respiratory viruses by molecular tests: parainfluenza (1.52%), rhinovirus/enterovirus (38.83%) and RSV (2.17 %).

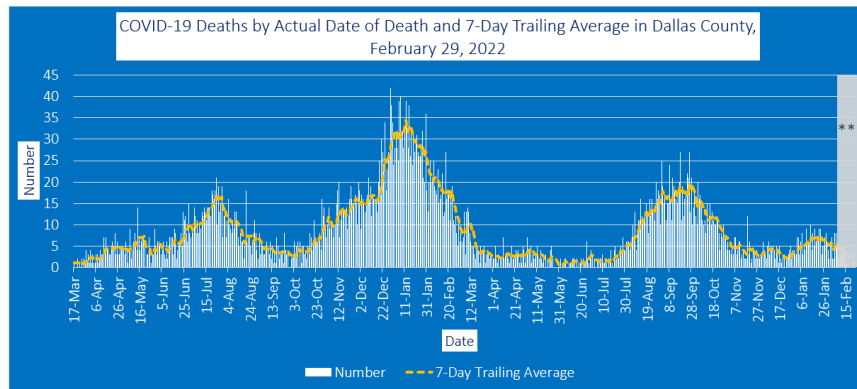
There are currently 73 active long-term care facility outbreaks. A cumulative total of 6,321 residents and 4,250 healthcare workers in long-term facilities in Dallas have been diagnosed with COVID-19. Of these, 1,297 have been hospitalized and 879 have died. About 16% of all deaths reported to date have been associated with long-term care facilities.

There have been 11 outbreaks of COVID-19 in a congregate-living facility (e.g. homeless shelters, group homes, and halfway homes) reported within the past 30 days. A cumulative total of 840 residents and 295 staff members in congregate-living facilities in Dallas have been diagnosed with COVID-19. New cases are being reported as a daily aggregate, with more detailed data dashboards and summary reports updated on Friday evenings, available at: <https://www.dallascounty.org/departments/dchhs/2019-novel-coronavirus/daily-updates.php>.

Local health experts use hospitalizations, ICU admissions, and ER visits as three of the key indicators as part of determining the COVID-19 Risk Level (color-coded risk) and corresponding guidelines for activities during our COVID-19 response. The most recent COVID-19 hospitalization data for Dallas County, as reported to the North Central Texas Trauma Regional Advisory Council, can be found at www.dallascounty.org/covid-19

under “Monitoring Data,” and is updated regularly. This data includes information on the total available ICU beds, suspected and confirmed COVID-19 ER visits in the last 24 hours, confirmed COVID-19 inpatients, and COVID-19 deaths by actual date of death. The most recent forecasting from UTSW can be found [here](#).





Dallas County Residents Vaccinated for COVID-19 by City: as of Week Ending 2/19/2022 (MMWR Week 7)							
City	Population of City ≥18 years of age ²	Cumulative Residents 12-17 Years who Received ≥ 1 Dose of COVID-19 Vaccine ¹	Cumulative Residents ≥18 Years who Received ≥ 1 Dose of COVID-19 Vaccine ¹	Percent of Residents ≥18 Years Vaccinated with at Least 1 Dose ³	Cumulative Residents 12-17 Years Fully Vaccinated ⁴	Cumulative Residents ≥18 Years Fully Vaccinated ⁴	Percent of Residents ≥18 Years Fully Vaccinated ^{1,4}
Addison	13,061	15,302	13,640	< 99%	336	10,334	85%
Balch Springs	16,590	25,190	13,005	78%	1,147	9,997	66%
Carrollton	105,102	135,834	33,089	N/A	1,836	25,911	N/A
Cedar Hill	34,268	48,560	27,524	80%	48,560	22,232	71%
Cockrell Hill	2,995	205	2,043	71%	153	1,630	71%
Coppell	30,387	41,645	32,486	< 99%	41,645	26,143	73%
Dallas	997,547	1,330,612	761,505	76%	1,330,612	589,724	75%
Desoto	38,930	53,090	32,558	83%	53,090	26,215	73%
Duncanville	28,841	39,415	22,646	76%	39,415	17,916	73%
Farmers Branch	30,624	39,039	27,350	89%	39,039	21,169	78%
Garland	173,595	238,418	149,791	86%	238,418	118,769	73%
Glenn Heights	8,975	33	633	N/A	14	424	N/A
Grand Prairie	138,103	192,565	72,293	N/A	192,565	55,448	N/A
Highland Park	6,789	535	6,312	93%	404	5,245	77%
Hutchins	4,423	5,718	2,802	63%	174	2,183	77%
Irving	175,226	239,783	169,701	96%	239,783	129,983	73%
Lancaster	26,977	39,214	22,140	82%	39,214	17,618	69%
Mesquite	101,641	143,456	79,094	77%	143,456	62,059	71%
Richardson	90,645	116,432	53,071	N/A	116,432	42,107	78%
Rowlett	47,915	63,793	34,666	72%	63,793	28,115	75%
Sachse	19,007	25,607	10,999	N/A	25,607	8,943	74%
Seagoville	11,828	16,514	9,291	78%	16,514	7,408	72%
Sunnyvale	4,699	6,484	5,111	< 99%	463	4,233	72%
University Park	18,073	25,036	14,974	83%	1,515	12,167	72%
Wilmer	3,178	252	2,391	75%	199	1,786	73%
Countywide Total⁵	1,940,671	139,883	1,599,709	82%	104,477	1,248,599	64%

¹Does not include vaccinated persons who reside in portions of these cities which are not within Dallas County.

²U.S. Census 2019 estimates of populations of city residents 18 years and older, inclusive of portions of cities located outside of Dallas County.

³Not Available (N/A): vaccine coverage not calculated for cities in which >20% of the city population resides outside of Dallas County.

⁴Fully vaccinated = persons who have received 2 doses of mRNA vaccines or 1 dose of Johnson & Johnson COVID-19 vaccine.

⁵Includes only residents with Dallas County—does not include persons who reside in portions of these cities which are not within Dallas County.

“Our numbers continue on a good trajectory. And our mask mandate has been relaxed, but it's still very important that we make the good decisions that we can control to keep ourselves and our community safe. That means choosing outings that are safe, wearing your mask around immunocompromised and elderly relatives that you're visiting and considering wearing a mask in large crowds, particularly if you're going to be around immunocompromised people. Of even greater importance is the need for those who have not been vaccinated to get vaccinated. And those who have not been boosted to get, you can find a vaccine or booster near you at DallasCountyCovid.org or vaccines.org,” said Dallas County Judge Clay Jenkins.

All Dallas County COVID-19 Updates and Information can be found here:

<https://www.dallascounty.org/covid-19/> and all guidance documents can be found here: <https://www.dallascounty.org/covid-19/guidance-health.php>

Specific Guidance for the Public:

- [Dallas County COVID-19 Related Health Guidance for the Public](#)
- [Dallas County Measures for Protecting An Institution's Workforce from COVID-19 Infection: Employer/Employee Guidance](#)
- [Dallas County Guidance for Individuals at High-Risk for Severe COVID-19](#)

The Centers for Disease Control and Prevention (CDC) recommends taking everyday preventive actions to help prevent the spread of respiratory diseases, including:

- If you're unvaccinated, avoid close contact outside your home and put 6 feet of distance between yourself and people who don't live in your household.
- Cover your mouth and nose with a cloth face cover when around others and continue to keep about 6 feet between yourself and others. The cloth face cover is not a substitute for social distancing.
- Stay home when you are sick, except to seek medical care
- Wash your hands often and with soap and water for at least 20 seconds and help young children to do the same. If soap and water are not available, use an alcohol-base hand sanitizer with at least 60% alcohol.
- Avoid touching your eyes, nose, and mouth with unwashed hands.
- Avoid close contact with people who are sick.
- Clean and disinfect frequently touched objects and surfaces daily using a regular household cleaning spray or wipes.
- Cover your cough or sneeze with a tissue, then throw the tissue in the trash. If you do not have a tissue, use your sleeve, not your hands. Immediately wash your hands.
- Monitor your health daily. Be alert for symptoms. Take your temperature and follow CDC guidance if symptoms develop.
- CDC recommends that anyone with any signs or symptoms of COVID-19 get tested, regardless of vaccination status or prior infection.
- If you get tested because you have symptoms or were potentially exposed to the virus, you should stay away from others pending test results and follow the advice of your health care provider or a public health professional.

Additional information is available at the following websites:

- CDC: <https://www.cdc.gov/coronavirus/2019-ncov/index.html>
- CDC Travel Information: <https://www.cdc.gov/coronavirus/2019-ncov/travelers/index.html>
- DSHS: <https://dshs.texas.gov/coronavirus/>
- DCHHS: <https://www.dallascounty.org/departments/dchhs/2019-novel-coronavirus.php>

CONTACT:

Clay Lewis Jenkins, Dallas County Judge

Clay.Jenkins@dallascounty.org

[214-653-7949](tel:214-653-7949)

###