



FOR IMMEDIATE RELEASE

March 04, 2022

Dallas County Reports a Total of 415 New Positive 2019 Novel Coronavirus (COVID-19) Cases and 7 Deaths, Including 90 Probable Cases

DALLAS -- As of 12:00 pm March 04, 2022 Dallas County Health and Human Services is reporting 415 additional positive cases of 2019 novel coronavirus (COVID-19) in Dallas County, 325 confirmed cases and 90 probable cases. There is a cumulative total of 469,805 confirmed cases (PCR test). There is a cumulative total of 99,105 probable cases (antigen test). A total of 6,004 Dallas County residents have lost their lives due to COVID-19 illness.

Dallas County Health and Human Services (DCHHS) provided more than 500,000 total doses of COVID-19 vaccine at the Fair Park mega-vaccine clinic, which operated January 11 through July 17. A vaccination clinic is open at the Dallas College Eastfield Campus Location on Thursdays – Saturdays from 9am-6pm. A weekly pop-up vaccination clinic will also take place at Fair Park on Tuesdays from 12:30pm-6pm and on Sundays, from 10am – 4pm.

The additional deaths being reported today include the following:

- A woman in her 40's who was a resident of a long-term care facility in the City of Mesquite. She expired at the facility and had underlying high risk health conditions.
- A man in his 50's who was a resident of the City of Dallas. He had been critically ill in an area hospital and did not have underlying high risk health conditions.
- A man in his 50's who was a resident of the City of Dallas. He had been critically ill in an area hospital and had underlying high risk health conditions.
- A woman in her 60's who was a resident of the City of Dallas. She had been critically ill in an area hospital and had underlying high risk health conditions.
- A woman in her 70's who was a resident of the City of Desoto. She had been critically ill in an area hospital and had underlying high risk health conditions.
- A woman in her 70's who was a resident of the City of Irving. She expired in hospice and had underlying high risk health conditions.
- A man in his 70's who was a resident of the City of Dallas. He had been critically ill in an area hospital and had underlying high risk health conditions.

To date, a total of 1,658 cases with SARS-CoV-2 variants have been identified and investigated in residents of Dallas County, including: 162 cases of B.1.1.7 (Alpha); 4 cases of B.1.351 (Beta); 1,267 cases of B.1.617.2 (Delta); 14 cases of B.1.427 (Epsilon); 20 cases of P.1 (Gamma); 9 cases of B.1.526 (Iota); 4 case of C.37 (Lambda); 2 cases of B.1.621 (Mu); 172 cases of B.1.1.529 (Omicron); and 1 case of P.2 (Zeta). Three hundred and five cases have been hospitalized and 44 have died. Twenty-five COVID-19 variant cases were

reinfections. Four hundred and thirty-eight people were considered fully vaccinated before infection with a COVID-19 variant. As of 3/4/2022, a total of **808** confirmed and probable cases were reported in CDC week 8 (week ending 2/26/22), which is a weekly rate of **30.7** new cases per 100,000 residents.

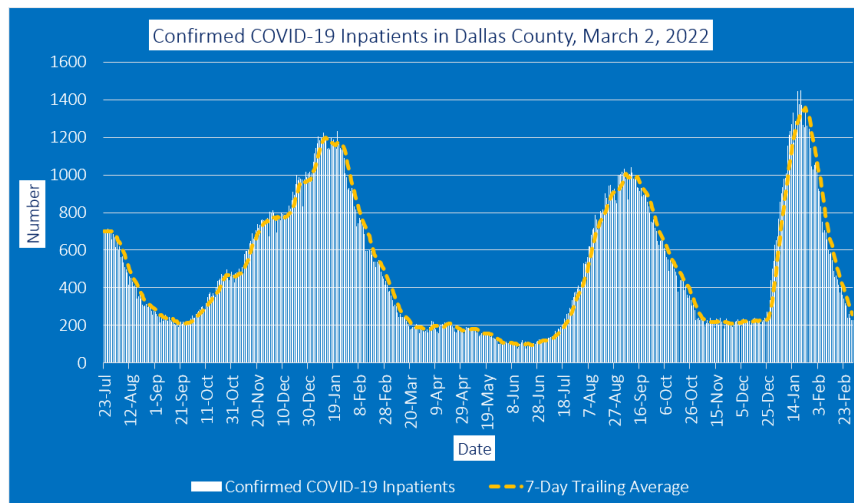
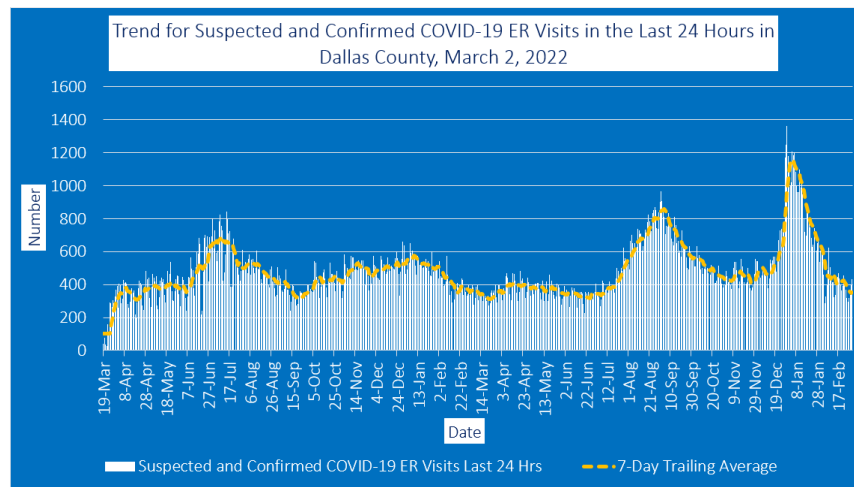
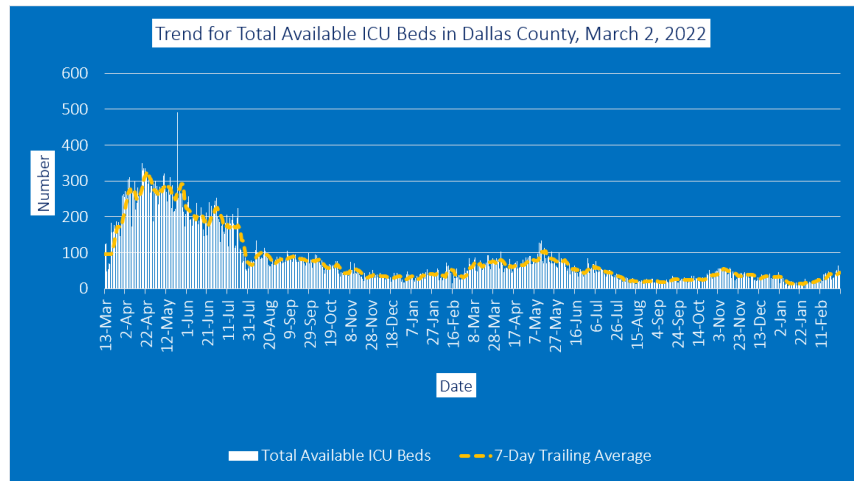
As of the week ending 2/26/2022, about 80% of Dallas County residents age 12 years and older have received at least one dose of COVID-19 vaccine, including: 98% of residents age 65 years and older; 86% of residents between 40-64 years of age; 77% of residents 25-39 years of age; 66% of residents 18-24 years of age; and 61% of residents 12-17 years of age. In the cities of Addison, Coppell, Highland Park, Irving, and Sunnyvale, greater than 92% of residents 18 years of age and older have received at least one dose of COVID-19 vaccine. In the cities of Cedar Hill, Desoto, Farmers Branch, Garland, Lancaster, and University Park, greater than 80% of residents 18 years of age and older have received at least one dose of COVID-19 vaccine. (See below). About 55.7% of COVID-19 cases diagnosed in Week 8 were Dallas County residents who were not fully vaccinated. In Dallas County, 35,606 cases of COVID-19 breakthrough COVID-19 infections in fully vaccinated individuals have been confirmed to date, of which 3,406 (9.6%) were hospitalized and 559 have died due to COVID-19.

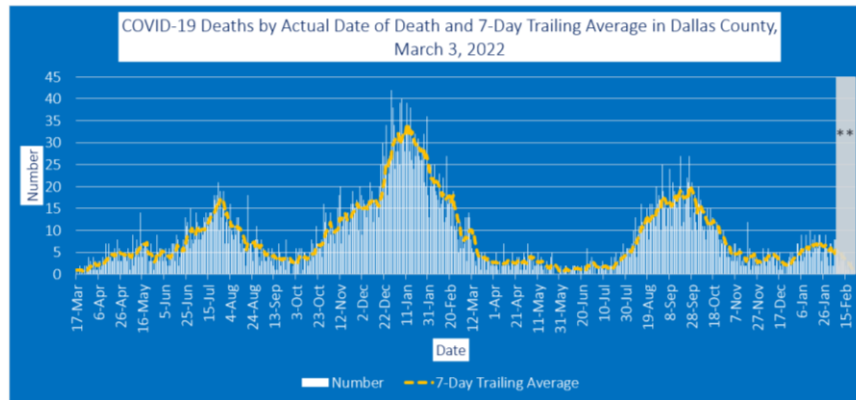
Of all Dallas County residents tested for COVID-19 by PCR during the week ending 2/26/2022 (CDC week 8), **5.4%** of respiratory specimens tested positive for SARS-CoV-2. For week 8, area hospital labs have continued to report elevated numbers and proportions of respiratory specimens that are positive for other respiratory viruses by molecular tests: parainfluenza (2.74%), rhinovirus/enterovirus (35.62%) and RSV (2.46%).

There are currently 63 active long-term care facility outbreaks. A cumulative total of 6,378 residents and 4,270 healthcare workers in long-term facilities in Dallas have been diagnosed with COVID-19. Of these, 1,305 have been hospitalized and 882 have died. About 16% of all deaths reported to date have been associated with long-term care facilities.

There have been 11 outbreaks of COVID-19 in a congregate-living facility (e.g. homeless shelters, group homes, and halfway homes) reported within the past 30 days. A cumulative total of 840 residents and 295 staff members in congregate-living facilities in Dallas have been diagnosed with COVID-19. New cases are being reported as a daily aggregate, with more detailed data dashboards and summary reports updated on Friday evenings, available at: <https://www.dallascounty.org/departments/dchhs/2019-novel-coronavirus/daily-updates.php>.

Local health experts use hospitalizations, ICU admissions, and ER visits as three of the key indicators as part of determining the COVID-19 Risk Level (color-coded risk) and corresponding guidelines for activities during our COVID-19 response. The most recent COVID-19 hospitalization data for Dallas County, as reported to the North Central Texas Trauma Regional Advisory Council, can be found at www.dallascounty.org/covid-19 under “Monitoring Data,” and is updated regularly. This data includes information on the total available ICU beds, suspected and confirmed COVID-19 ER visits in the last 24 hours, confirmed COVID-19 inpatients, and COVID-19 deaths by actual date of death. The most recent forecasting from UTSW can be found [here](#).





Dallas County Residents Vaccinated for COVID-19 by City: as of Week Ending 2/26/2022 (MMWR Week 8)							
City	Population of City ≥18 years of age ²	Cumulative Residents 12-17 Years who Received ≥ 1 Dose of COVID-19 Vaccine ¹	Cumulative Residents ≥18 Years who Received ≥ 1 Dose of COVID-19 Vaccine ¹	Percent of Residents ≥18 Years Vaccinated with at Least 1 Dose ³	Cumulative Residents 12-17 Years Fully Vaccinated ⁴	Cumulative Residents ≥18 Years Fully Vaccinated ⁴	Percent of Residents ≥18 Years Fully Vaccinated ^{3,4}
Addison	13,061	562	13,676	< 99%	347	10,348	85%
Balch Springs	16,590	1,634	13,028	78%	1,147	10,016	66%
Carrollton	105,102	2,499	33,146	N/A	1,851	25,949	N/A
Cedar Hill	34,268	2,931	27,572	80%	2,233	22,268	71%
Cockrell Hill	2,995	213	2,053	71%	153	1,634	71%
Coppell	30,387	4,036	32,527	< 99%	3,142	26,166	73%
Dallas	997,547	61,202	763,077	76%	45,393	590,651	75%
Desoto	38,930	2,752	32,602	83%	2,090	26,261	73%
Duncanville	28,841	2,141	22,692	76%	1,598	17,938	73%
Farmers Branch	30,624	1,622	27,388	89%	1,146	21,199	78%
Garland	173,595	14,097	150,042	86%	10,523	118,945	73%
Glenn Heights	8,975	33	633	N/A	14	424	N/A
Grand Prairie	138,103	7,768	72,434	N/A	5,789	55,937	N/A
Highland Park	6,789	546	6,317	93%	415	5,256	77%
Hutchins	4,423	240	2,807	63%	174	2,185	77%
Irving	175,226	15,187	170,065	96%	11,397	130,218	73%
Lancaster	26,977	2,466	22,187	82%	1,901	17,647	69%
Mesquite	101,641	8,304	79,251	77%	6,102	62,167	71%
Richardson	90,645	4,004	53,136	N/A	3,010	42,153	78%
Rowlett	47,915	3,006	34,703	72%	2,340	28,135	75%
Sachse	19,007	1,179	11,011	N/A	935	8,952	74%
Seagoville	11,828	964	9,302	78%	747	7,424	72%
Sunnyvale	4,699	578	5,114	< 99%	463	4,240	72%
University Park	18,073	2,048	14,986	83%	1,525	12,178	72%
Wilmer	3,178	257	2,391	75%	199	1,788	73%
Countywide Total⁵	1,940,671	140,325	1,602,735	83%	104,687	1,250,539	64%

¹ Does not include vaccinated persons who reside in portions of these cities which are not within Dallas County.

² U.S. Census 2019 estimates of populations of city residents 18 years and older, inclusive of portions of cities located outside of Dallas County.

³ Not Available (N/A): vaccine coverage not calculated for cities in which >20% of the city population resides outside of Dallas County.

⁴ Fully vaccinated = persons who have received 2 doses of mRNA vaccines or 1 dose of Johnson & Johnson COVID-19 vaccine.

⁵ Includes only residents with Dallas County--does not include persons who reside in portions of these cities which are not within Dallas County.

“Today we reached a grim milestone of more than 6,000 dead in Dallas County from COVID-19. Every life is precious and every death is an irreplaceable loss to those left behind. Death from COVID at this point is largely preventable. 95% of the people who were hospitalized and died of COVID were unvaccinated. Vaccinated and boosted people are statistically protected from death from COVID. Don't have an unfortunate death and leave your family with an irreplaceable loss and don't let people you love have an unfortunate death either. Find a vaccine or a booster near you at [vaccines.gov](https://www.vaccines.gov),” said Dallas County Judge Clay Jenkins.

All Dallas County COVID-19 Updates and Information can be found here:

<https://www.dallascounty.org/covid-19/> and all guidance documents can be found here:

<https://www.dallascounty.org/covid-19/guidance-health.php>

Specific Guidance for the Public:

- [Dallas County COVID-19 Related Health Guidance for the Public](#)
- [Dallas County Measures for Protecting An Institution's Workforce from COVID-19 Infection: Employer/Employee Guidance](#)
- [Dallas County Guidance for Individuals at High-Risk for Severe COVID-19](#)

The Centers for Disease Control and Prevention (CDC) recommends taking everyday preventive actions to help prevent the spread of respiratory diseases, including:

- If you're unvaccinated, avoid close contact outside your home and put 6 feet of distance between yourself and people who don't live in your household.
- Cover your mouth and nose with a cloth face cover when around others and continue to keep about 6 feet between yourself and others. The cloth face cover is not a substitute for social distancing.
- Stay home when you are sick, except to seek medical care
- Wash your hands often and with soap and water for at least 20 seconds and help young children to do the same. If soap and water are not available, use an alcohol-base hand sanitizer with at least 60% alcohol.
- Avoid touching your eyes, nose, and mouth with unwashed hands.
- Avoid close contact with people who are sick.
- Clean and disinfect frequently touched objects and surfaces daily using a regular household cleaning spray or wipes.
- Cover your cough or sneeze with a tissue, then throw the tissue in the trash. If you do not have a tissue, use your sleeve, not your hands. Immediately wash your hands.
- Monitor your health daily. Be alert for symptoms. Take your temperature and follow CDC guidance if symptoms develop.
- CDC recommends that anyone with any signs or symptoms of COVID-19 get tested, regardless of vaccination status or prior infection.
- If you get tested because you have symptoms or were potentially exposed to the virus, you should stay away from others pending test results and follow the advice of your health care provider or a public health professional.

Additional information is available at the following websites:

- CDC: <https://www.cdc.gov/coronavirus/2019-ncov/index.html>
- CDC Travel Information: <https://www.cdc.gov/coronavirus/2019-ncov/travelers/index.html>
- DSHS: <https://dshs.texas.gov/coronavirus/>
- DCHHS: <https://www.dallascounty.org/departments/dchhs/2019-novel-coronavirus.php>

CONTACT:

Clay Lewis Jenkins, Dallas County Judge

Clay.Jenkins@dallascounty.org

[214-653-7949](tel:214-653-7949)

###