



FOR IMMEDIATE RELEASE

March 17, 2022

Dallas County Reports a Total of 553 New Positive 2019 Novel Coronavirus (COVID-19) Cases and 18 Deaths, Including 188 Probable Cases

DALLAS -- As of 12:00 pm March 17, 2022 Dallas County Health and Human Services is reporting 553 additional positive cases of 2019 novel coronavirus (COVID-19) in Dallas County, 330 confirmed cases and 223 probable cases. There is a cumulative total of 473,184 confirmed cases (PCR test). There is a cumulative total of 101,313 probable cases (antigen test). A total of 6,133 Dallas County residents have lost their lives due to COVID-19 illness.

Dallas County Health and Human Services (DCHHS) provided more than 500,000 total doses of COVID-19 vaccine at the Fair Park mega-vaccine clinic, which operated January 11 through July 17. A vaccination clinic is open at the Dallas College Eastfield Campus Location on Thursdays – Saturdays from 9am-6pm. A weekly pop-up vaccination clinic will also take place at Fair Park on Tuesdays from 12:30pm-6pm and on Sundays, from 10am – 4pm.

The additional deaths being reported today include the following:

A man in his 50's who was a resident of the City of Dallas. He had been critically ill in an area hospital and had underlying high risk health conditions.

A man in his 50's who was a resident of the City of Desoto. He was found deceased at home and had underlying high risk health conditions.

A woman in her 60's who was a resident of the City of Mesquite. She had been critically ill in an area hospital and had underlying high risk health conditions.

A man in his 60's who was a resident of the City of Dallas. He had been critically ill in an area hospital and had underlying high risk health conditions.

A woman in her 70's who was a resident of the City of Duncanville. She had been hospitalized and had underlying high risk health conditions.

A woman in her 70's who was a resident of the City of Mesquite. She expired in an area hospital ED and had underlying high risk health conditions.

A man in his 70's who was a resident of the City of Dallas. He had been critically ill in an area hospital and had underlying high risk health conditions.

A man in his 80's who was a resident of the City of Dallas. He expired in hospice and had underlying high risk health conditions.

A man in his 80's who was a resident of the City of Dallas. He had been hospitalized and had underlying high risk health conditions.

A man in his 80's who was a resident of a long-term care facility in the City of Dallas. He had been critically ill in an area hospital and had underlying high risk health conditions.

A woman in her 80's who was a resident of the City of Dallas. She expired in hospice and had underlying high risk health conditions.

A woman in her 90's who was a resident of the City of Dallas. She expired at home and had underlying high risk health conditions.

To date, a total of 1,830 cases with SARS-CoV-2 variants have been identified and investigated in residents of Dallas County, including: 162 cases of B.1.1.7 (Alpha); 4 cases of B.1.351 (Beta); 1,440 cases of B.1.617.2 (Delta); 14 cases of B.1.427 (Epsilon); 20 cases of P.1 (Gamma); 9 cases of B.1.526 (Iota); 4 case of C.37 (Lambda); 2 cases of B.1.621 (Mu); 174 cases of B.1.1.529 (Omicron); and 1 case of P.2 (Zeta). Three hundred and twenty-two cases have been hospitalized and 47 have died. Thirty COVID-19 variant cases were reinfections. Four hundred and seventy-nine people were considered fully vaccinated before infection with a COVID-19 variant.

As of 3/11/2022, a total of **585** confirmed and probable cases were reported in CDC week 9 (week ending 3/5/22), which is a weekly rate of **22.2** new cases per 100,000 residents.

As of the week ending 3/5/2022, about 81% of Dallas County residents age 12 years and older have received at least one dose of COVID-19 vaccine, including: 98% of residents age 65 years and older; 86% of residents between 40-64 years of age; 78% of residents 25-39 years of age; 67% of residents 18-24 years of age; and 62% of residents 12-17 years of age. In the cities of Addison, Coppell, Highland Park, Irving, and Sunnyvale, greater than 92% of residents 18 years of age and older have received at least one dose of COVID-19 vaccine. In the cities of Cedar Hill, Desoto, Farmers Branch, Garland, Lancaster, and University Park, greater than 80% of residents 18 years of age and older have received at least one dose of COVID-19 vaccine.

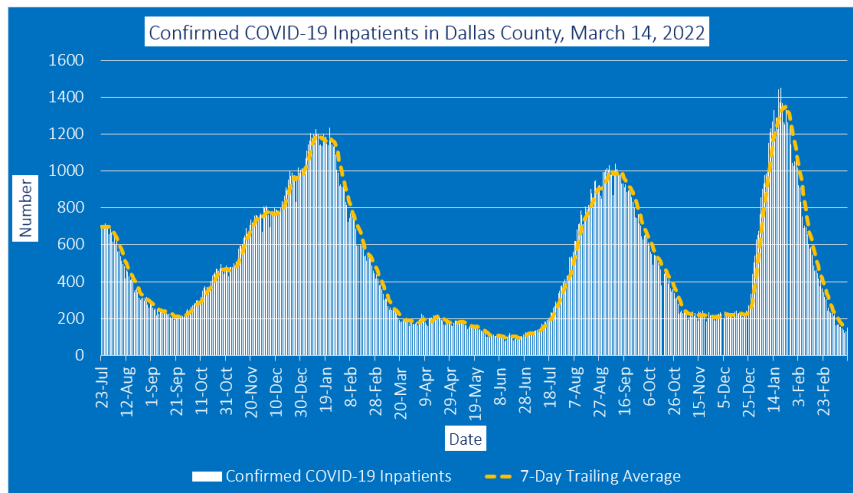
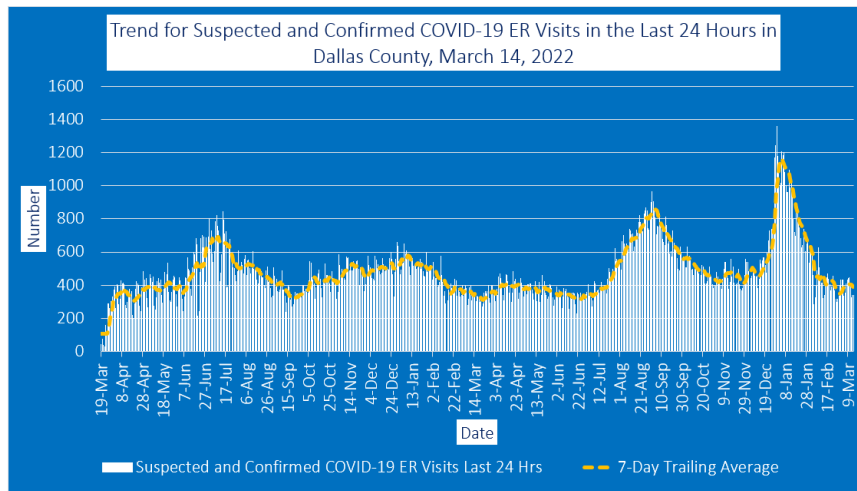
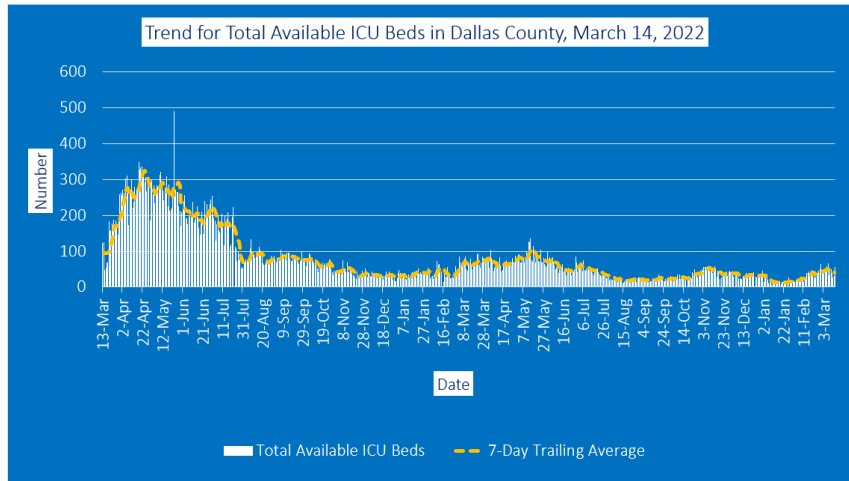
Of all Dallas County residents tested for COVID-19 by PCR during the week ending 3/5/2022 (CDC week 9), **3.9%** of respiratory specimens tested positive for SARS-CoV-2. For week 9, area hospital labs have continued to report elevated numbers and proportions of respiratory specimens that are positive for other respiratory viruses by molecular tests: parainfluenza (2.41%), rhinovirus/enterovirus (37.29%) and RSV (2.5%).

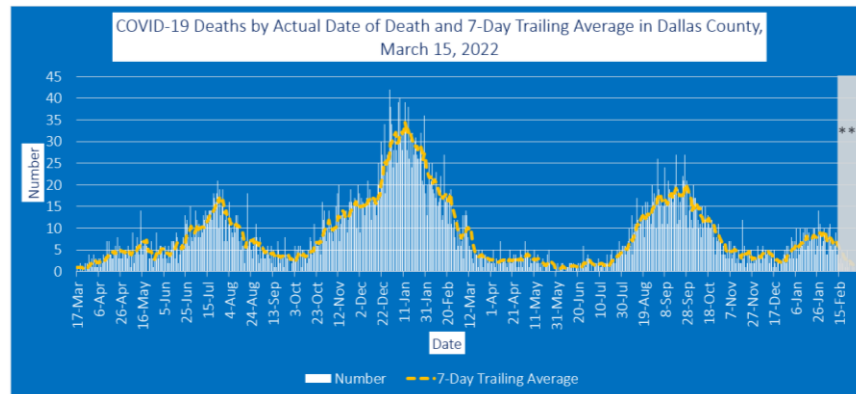
There are currently 41 active long-term care facility outbreaks. A cumulative total of 6,402 residents and 4,317 healthcare workers in long-term facilities in Dallas have been diagnosed with COVID-19. Of these, 1,310 have been hospitalized and 888 have died. About 16% of all deaths reported to date have been associated with long-term care facilities.

There have been 4 outbreaks of COVID-19 in a congregate-living facility (e.g. homeless shelters, group homes, and halfway homes) reported within the past 30 days. A cumulative total of 840 residents and 295 staff members in congregate-living facilities in Dallas have been diagnosed with COVID-19.

New cases are being reported as a daily aggregate, with more detailed data dashboards and summary reports updated on Friday evenings, available at: <https://www.dallascounty.org/departments/dchhs/2019-novel-coronavirus/daily-updates.php>.

Local health experts use hospitalizations, ICU admissions, and ER visits as three of the key indicators as part of determining the COVID-19 Risk Level (color-coded risk) and corresponding guidelines for activities during our COVID-19 response. The most recent COVID-19 hospitalization data for Dallas County, as reported to the North Central Texas Trauma Regional Advisory Council, can be found at www.dallascounty.org/covid-19 under "Monitoring Data," and is updated regularly. This data includes information on the total available ICU beds, suspected and confirmed COVID-19 ER visits in the last 24 hours, confirmed COVID-19 inpatients, and COVID-19 deaths by actual date of death. The most recent forecasting from UTSW can be found [here](#).





Dallas County Residents Vaccinated for COVID-19 by City: as of Week Ending 3/5/2022 (MMWR Week 9)							
City	Population of City ≥18 years of age ²	Cumulative Residents 12-17 Years who Received ≥ 1 Dose of COVID-19 Vaccine ¹	Cumulative Residents ≥18 Years who Received ≥ 1 Dose of COVID-19 Vaccine ¹	Percent of Residents ≥18 Years Vaccinated with at Least 1 Dose ³	Cumulative Residents 12-17 Years Fully Vaccinated ⁴	Cumulative Residents ≥18 Years Fully Vaccinated ⁴	Percent of Residents ≥18 Years Fully Vaccinated ^{3,4}
Addison	13,061	563	13,698	< 99%	347	10,360	79%
Balch Springs	16,590	1,644	13,061	79%	1,162	10,038	61%
Carrollton	105,102	2,500	33,193	N/A	1,852	25,983	N/A
Cedar Hill	34,268	2,939	27,613	81%	2,240	22,305	65%
Cockrell Hill	2,995	213	2,057	69%	153	1,637	55%
Coppell	30,387	4,045	32,564	< 99%	3,151	26,197	86%
Dallas	997,547	61,372	764,664	77%	45,520	591,769	59%
Desoto	38,930	2,758	32,658	84%	2,094	26,308	68%
Duncanville	28,841	2,145	22,725	79%	1,602	17,953	62%
Farmers Branch	30,624	1,624	27,437	90%	1,150	21,232	69%
Garland	173,595	14,130	150,268	87%	10,539	119,149	69%
Glenn Heights	8,975	33	633	N/A	14	424	N/A
Grand Prairie	138,103	7,793	72,562	N/A	5,809	56,058	N/A
Highland Park	6,789	546	6,321	93%	415	5,260	78%
Hutchins	4,423	240	2,813	64%	176	2,187	49%
Irving	175,226	15,227	170,437	97%	11,438	130,499	75%
Lancaster	26,977	2,473	22,222	82%	1,906	17,680	66%
Mesquite	101,641	8,323	79,412	78%	6,120	62,311	71%
Richardson	90,645	4,016	53,195	N/A	3,013	42,195	47%
Rowlett	47,915	3,011	34,736	72%	2,342	28,174	59%
Sachse	19,007	1,181	11,023	N/A	935	8,957	47%
Seagoville	11,828	966	9,323	78%	747	7,436	63%
Sunnyvale	4,699	580	5,117	< 99%	463	4,244	90%
University Park	18,073	2,050	15,008	83%	1,532	12,196	68%
Wilmer	3,178	257	2,403	76%	203	1,794	57%
Countywide Total⁵	1,940,671	140,686	1,605,738	83%	104,972	1,252,806	64%

¹Does not include vaccinated persons who reside in portions of these cities which are not within Dallas County.

²U.S. Census 2019 estimates of populations of city residents 18 years and older, inclusive of portions of cities located outside of Dallas County.

³Not Available (N/A): vaccine coverage not calculated for cities in which >20% of the city population resides outside of Dallas County.

⁴Fully vaccinated = persons who have received 2 doses of mRNA vaccines or 1 dose of Johnson & Johnson COVID-19 vaccine.

⁵Includes only residents with Dallas County--does not include persons who reside in portions of these cities which are not within Dallas County.

“The numbers continue to improve against COVID. It does not mean that there's zero chance of you getting COVID. And so continuing to make those good choices when deciding on your activities. Outdoor activities in pleasant weather are safer than the indoor activities and smaller group gatherings are safer than large group gatherings. We’ve made good choices and worked hard, so everyone have a very, very happy spring. And enjoy March madness. Sic ‘em bears!” said Dallas County Judge Clay Jenkins.

All Dallas County COVID-19 Updates and Information can be found here:

<https://www.dallascounty.org/covid-19/> and all guidance documents can be found here: <https://www.dallascounty.org/covid-19/guidance-health.php>

Specific Guidance for the Public:

- [Dallas County COVID-19 Related Health Guidance for the Public](#)
- [Dallas County Measures for Protecting An Institution's Workforce from COVID-19 Infection: Employer/Employee Guidance](#)
- [Dallas County Guidance for Individuals at High-Risk for Severe COVID-19](#)

The Centers for Disease Control and Prevention (CDC) recommends taking everyday preventive actions to help prevent the spread of respiratory diseases, including:

- If you're unvaccinated, avoid close contact outside your home and put 6 feet of distance between yourself and people who don't live in your household.
- Cover your mouth and nose with a cloth face cover when around others and continue to keep about 6 feet between yourself and others. The cloth face cover is not a substitute for social distancing.
- Stay home when you are sick, except to seek medical care
- Wash your hands often and with soap and water for at least 20 seconds and help young children to do the same. If soap and water are not available, use an alcohol-base hand sanitizer with at least 60% alcohol.
- Avoid touching your eyes, nose, and mouth with unwashed hands.
- Avoid close contact with people who are sick.
- Clean and disinfect frequently touched objects and surfaces daily using a regular household cleaning spray or wipes.
- Cover your cough or sneeze with a tissue, then throw the tissue in the trash. If you do not have a tissue, use your sleeve, not your hands. Immediately wash your hands.
- Monitor your health daily. Be alert for symptoms. Take your temperature and follow CDC guidance if symptoms develop.
- CDC recommends that anyone with any signs or symptoms of COVID-19 get tested, regardless of vaccination status or prior infection.
- If you get tested because you have symptoms or were potentially exposed to the virus, you should stay away from others pending test results and follow the advice of your health care provider or a public health professional.

Additional information is available at the following websites:

- CDC: <https://www.cdc.gov/coronavirus/2019-ncov/index.html>
- CDC Travel Information: <https://www.cdc.gov/coronavirus/2019-ncov/travelers/index.html>
- DSHS: <https://dshs.texas.gov/coronavirus/>
- DCHHS: <https://www.dallascounty.org/departments/dchhs/2019-novel-coronavirus.php>

CONTACT:

Clay Lewis Jenkins, Dallas County Judge

Clay.Jenkins@dallascounty.org

[214-653-7949](tel:214-653-7949)

###