

DALLAS COUNTY BEHAVIORAL HEALTH HOUSING WORK GROUP

**Dallas County Administration – 500 Elm Street, Customer Excellence Training Room 7.Y17, 7th Floor, Dallas Texas
February 26, 2025, 10:00-11:30am**

The Dallas County BH Housing Work Group, with diverse representation, will formulate recommendations on the creation of housing and housing related support services designed to safely divert members of special populations in crisis away from frequent utilization of expensive and sometimes unnecessary inpatient stays, emergency department visits and incarceration.

Success will be measured in placement of consumers in housing and the decreased utilization of higher levels of care (hospitals and emergency care visits) and reduced incarceration in the Dallas County Jail. The Dallas County BH Housing Work Group is committed to a data driven decision-making process with a focus on data supported outcomes.

1. Welcome and Introductions

2. Reports

a. Governance – Commissioner Theresa Daniel

- Approval of January 30, 2024, minutes
- Homeless Advisory Committee Meeting
- Federal & State legislative environment

b. Resources – services, programs, people, funds

- Shelter Discussions
- NTBHA
- Housing Navigator / Homeless Jail Dashboard/St Jude Center
- Housing Authority Report- DHA/DCHA
- Metrocare Services
- AIDS Services of Dallas (ASD)

c. Projects and Industry Updates

- Housing Forward updates
- Pretrial Diversion and MH screening
- Dallas Connector
- Homeward Bound, Crisis Residential & Respite Services, Deflection Center
- Youth Housing
- Family Housing

3. Next Meeting March 26, 2025

Dallas County Administration, 500 Elm Street, 7th Floor, Dallas Texas 75202

January 29, 2025 Minutes

Mission Statement: The Dallas County Behavioral Health Housing Work Group (DCBHWG), with diverse representation, will formulate recommendations on the creation of housing and housing related support services designed to safely divert members of special populations in crisis away from frequent utilization of expensive and sometimes unnecessary inpatient stays, emergency department visits and incarceration.

Success will be measured in placement of consumers in housing and the decreased utilization of higher levels of care (hospitals and emergency care visits) and reduced incarceration in the Dallas County Jail. The DCBHWG is committed to a data driven decision-making process with a focus on data supported outcomes.

ATTENDEES: Commissioner Theresa Daniel, Dallas County; Latoya Jenkins, Dallas County; Tzeggabhran Kidane, Dallas County; Laura Edmonds, DCCJ; Kimberly Rawls, DCCJ; Eric McCarty, NTBHA; Quincy Hogan, Metrocare; Daniel Roby, Austin Street; Rachel Wilson, Housing Forward; Kendall Brown, Family Gateway; Tasha Derby, DCHA; Cathy Jackson, DCHA; Tlaloc Fierro, Texas Appleseed; Martin Martinez, Texas Appleseed; Raven Carr, Sharing Life;

Dr. Daniel opened the meeting by having the members at the table to introduce themselves. She also asked if the meeting is still meeting the needs of the problem to which the attendees answered yes.

CALL TO ORDER: Commissioner and the committee approved the minutes from the December 4th meeting.

GOVERNANCE

There was conversation regarding criminal justice and some of the issues the unsheltered face once they have served their time and are trying to re-enter society and are unhoused. Rachel Wilson stated that she was excited and hopeful about the order that Dallas County is set to vote on granting a background waiver to the Housing Authority for those who possess a criminal record. Tasha Derby mentioned that although a waiver may be granted on behalf of the agency, some landlords may not accept these waivers because they may have background requirement themselves, and they may not lease their properties because of these requirements.

Commissioner Daniel stated that she received a question by a constituent if we are really impacting the homeless situation in Dallas County. To which Eric McCarty stated that although progress may not move as fast as people would like, the programs are set up for success and some progress is being made. Rachel Wilson added there are many nuisances that contribute to the issue of rising homeless numbers. She stated that we are bringing in more resources than before, but it is hard to see when the number of homeless inflow continues to rise. Rachel Wilson stated that coming from California and living in Washington D.C., she sees great strides that Dallas is making in terms of national impact. She contends the vacancy rate in the Bay area is 0.5% and here, it is 10%. She states that she believes the efforts being put forth in Dallas are having a massive impact. Daniel Roby remarked that we are making a difference compared to other places such as New York who shelters over 147,000 people.

Federal and State Legislative Update:

Commissioner Daniel spoke about the funding cuts issue that were presented by executive order earlier that week. Tlaloc Fierro stated that within the youth housing space, it would impact the YHDP and the McKinney-Vento funding. They also spoke on the potential issues associated with ICE within schools and hospitals and the impact it has on the youth. They stated that within DISD, it has been decided that the responsibility of dealing with ICE has fallen to the individual campus principals. Also noted that there have been some districts who are in support of ICE such as Richardson ISD. Rachel Wilson suggested that education is needed within the hospitals and community regarding the question of citizenship. Cathy Jackson gave a testimony of her daughter who is a Parkland nurse who has witnessed the fear of the patients while receiving treatment at Parkland. They are afraid they will be apprehended by ICE. Tlaloc Fierro says that within the community, people who have sought asylum here who have severe health conditions are risking their health due to not wanting to go to the hospitals.

Martin Martinez stated that one of the governor's priorities is to build more affordable housing. Martin is aware that the Texas Senate will present a Homeless Omnibus bill sponsored by Senator Tan Parker. He reported that Texas Appleseed is specifically seeking funding for youth homelessness. The group discussed possible changes within the LGBTQIA+ community and the impact it is having in Dallas County communities.

RESOURCES

NTBHA: Eric McCarty, NTBHA

Eric McCarty started his conversation referencing some issues he has experienced with landlords. He also talked about development in the affordable housing arena, and he believes some issues occur from not having an invested developer on board to invest in these kinds of projects. Commissioner Daniel replied that she spoke with a developer who is looking to make some investment in the affordable housing arena and is looking in areas such as Garland to bring different types of housing to the area. There was also conversation about speaking with the City of Dallas Housing Finance Corporation and their involvement with developing projects around the area.

Commissioner Daniel talked about doing community education and making landlords and tenants aware of the programs that are available and educating both parties. Martin Martinez spoke on possibly leveraging those landlord relationships to gain more landlords that are willing to hear about the program and maybe participate. Eric McCarty stated that the area of the homes also plays a major part in where people want to find housing. Daniel Roby echoed that when trying to house some people from the shelter space, depending on where the home is, the person is not willing to go and would rather wait for something else. This creates a backup within the shelter as well, so it is a twofold challenge.

Housing Navigator: Kimberly Rawls, Dallas County

Kimberly Rawls reported that the data is in the meeting packet, and she is currently waiting on data from one of the shelter navigators in the FUSE program for October, November, and December and will hopefully report back next month.

Homeless Jail Dashboard: Kimberly Rawls, Dallas County

Kimberly Rawls stated that the report is the packet. She also reported that the book-in rate has decreased from October to December and the current jail population was at 6500 people. Commissioner Daniel mentioned that funding is being filtered down to the community organizations. Laura Edmonds noted that there has been an increase in RFPs being advertised so this may be the case.

Housing Authority Report: Tasha Derby and Cathy Jackson, Dallas County HHS

Cathy Jackson reported that she assists with the Emergency Housing Voucher program that is facilitated by Housing Forward. She stated the vouchers are being utilized, as she started with 124 and is now down to 99. She also stated that once clients are set to come off of the program, they are oblivious of what to do. They have had case management that whole time and when they are off the program, that service is no longer available to them, and this causes them to fall back into the cycle of homelessness. Eric McCarty and Tasha Derby expressed that education about their responsibility in their case needs to be addressed from the beginning. They believe this will help the neighbor to take ownership of their case and not rely so heavily on the case managers who are primarily there to assist them. Daniel Roby questioned if the demographic of those utilizing the EVH's have changed because he thinks that may have an impact on the recycling of homelessness that people are experiencing.

PROJECTS AND INDUSTRY UPDATES

Housing Forward: Rachel Wilson, Housing Forward

Rachel Wilson encouraged everyone to participate in the annual Point-in-Time Count that was happening that evening. She also stated that she was excited about the county's administrative plan regarding the criminal background screening criteria that the Commissioners would get to vote on. She reported that Housing Forward is pushing their Street to Home Initiative through the rapid rehousing program that is in partnership with the city and the county. They are currently shifting their gears to focus on encampment decommissioning. They have housed 150 people from the encampment decommissioning. They are currently looking for \$30 million dollars to keep that program running. They are planning to raise \$10 million from private sources, \$10 million from federal funding and will be asking for \$5 million from the county and \$5.6 million from the city. All of these funds are to be allocated for permanent supportive housing from the encampment decommissioning.

Family Housing: Kendall Brown, Family Gateway

Kendall Brown reported that they have their final numbers for 2024. Last year, they completed 6,276 prescreening assessments on families fighting homelessness which is 1,500 more than last year. Of those, 2,300 families were quickly resourced and given information, but were not eligible for additional assistance. About, 1,500 families were considered non urgent and were given lighter services and over 1,800 families were diverted from homelessness. Of the total number assessed over 642 families required shelter of which 460 were sheltered by Family Gateway. They also provide a “look back” for the families who are diverted, and by looking into the HMIS to see if diversion is working. Over the prior year 83% of the families who were diverted did not return to the system. As of November 2024, Family Gateway’s shelter is back up and fully operational. They are also monitoring the federal landscape. About \$1.5 million dollars is in their budget for next year so they are continuing to be vigilant about what the federal government is doing.

Commissioner Daniel encouraged everyone to continue to pay attention and stay fighting to save the world.

Next Meeting: February 26, 2025



DALLAS EVICTION ADVOCACY CENTER (DEAC)

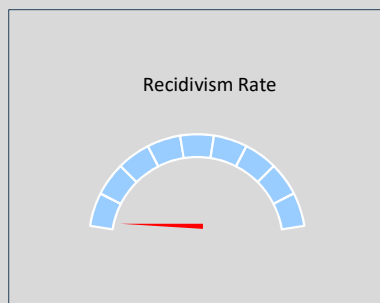
ADVANCING LEGAL SUPPORT TO INDIGENT RESIDENTS FACING WRONGFUL EVICTION

WRONGFUL EVICTION PREVENTION PROGRAM (WEPP) - DATA ANALYSIS REPORT

(As of 01/31/2025)

Total Eviction Cases Filed (from Nov 2024)	9,894
Total Represented Cases	474
Total Eviction Prevention Completed	279
Funds Obligated	\$1,300,000
Payment Disbursed to DEAC	\$500,000

Cases (Lost and Won)

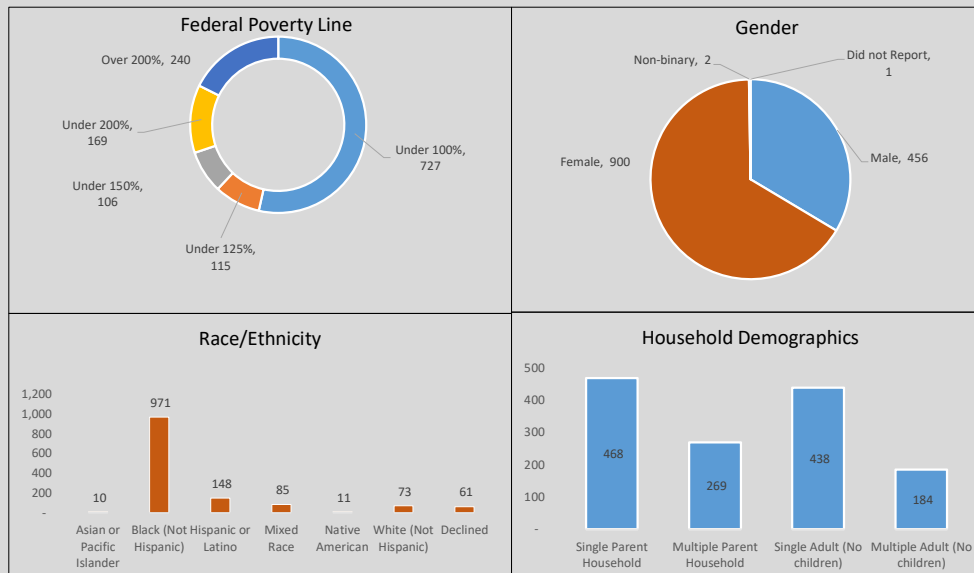


Monthly Cases				
JP Courts	Represented Cases	Tenant Won	Tenant Lost	Win Rate
JP 1-1	132	77	55	58.3%
JP 1-2	27	13	14	48.1%
JP 2-1	0	0	0	0.0%
JP 2-2	50	25	25	50.0%
JP 3-1	42	37	5	88.1%
JP 4-1	73	44	29	60.3%
JP 4-2	0	0	0	0.0%
JP 5-1	108	63	45	58.3%
JP 5-2	42	20	22	47.6%
Total	474	279	195	58.9%

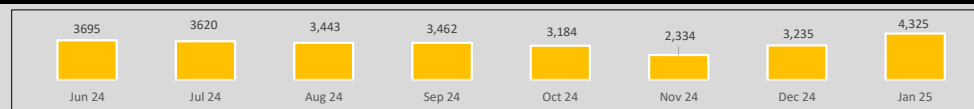
Cumulative Cases

Tenant Won, 778
Tenant Lost, 580

Cumulative Represented Cases (from Nov 2024)



Monthly Eviction Cases Filed in Dallas County (Source: CPAL)



DISCLAIMER: Dallas County Health and Human Services makes no representation of any kind, including, but not limited to, warranties of merchantability or fitness for a particular purpose or use, nor are any such warranties to be implied with respect to the information, data or services furnished herein. Further, in using this information or data the user acknowledges that the user is responsible for assessing the accuracy and reliability of the data or information provided, and that it may be subject to error and omission, and is not guaranteed or represented to be true, complete or correct.

Sources: CPAL (record level data), DEAC & DC



Dallas County Criminal Justice (DCCJ) Housing Navigator February 2025 Report

FUSE Data

FUSE DATA FY 2023-2024 12 MONTH



Category Item	May	June	July	Aug	Sept	Oct	Nov	Dec					
Total Clients Screened for FUSE	120	171	107	134	164	209	195	84					
Referral Source													
Jail FUSE Navigator Screening	0	3	0	0	42	29	20	22					
Pretrial Referral	15	13	23	26	12	12	17	15					
Defense Attorney Referral	11	21	14	33	22	27	6	6					
Shelter/Parkland Hospital Street FUSE Navigator Referral	7	5	6	0	0	0	0	0					
NTBHA Living Room Referral	4	4	0	1	0	0	3	0					
Dallas Deflection Center	40	9	0	0	0	0	0	0					
Probation/CSCD	3	1	1	1	0	0	0	0					
Other Referral Source (Adapt, Community Partners, etc.)	40	115	63	73	88	141	149	41					
Interview Outcomes													
Client Refused to be interviewed or Participate	5	1	2	1	7	3	3	5					
Client reported not being Unsheltered	3	3	2	0	1	0	0	0					
Unavailable to Interview	25	0	10	1	2	0	0	0					
Pending Interview	0	0	0	8	16	27	20	0					
Other Outcome Categories (*See Below)	72	145	74	107	125	158	158	67					
Total Released from Jail to FUSE	15	22	19	17	13	21	14	12					
Shelter Connection Rate													
Austin Street Center	3	4	3	8	4	12	5	6					
The Bridge	5	5	2	6	7	6	7	4					
Salvation Army	3	3	3	3	2	3	2	2					
Other Local Shelter, Boarding Homes, & Shelter Ref's	3	0	0	1	1	0	0	0					
No Response	0	0	0	0	0	0	0	0					
Left Before Entering Program/Did Not Connect	4	10	11	11	10	10	7	6					
Housed	0	0	0	0	0	0	1	0					
Housing Priority List, Info sent to Housing Forward, or Reunited w/Family	2	0	2	1	1	0	0	0					

*Other Categories: Released to Another Program or Agency, Boarding Home Placement, Referral Banned from Shelter, Client didn't qualify for FUSE, Immigration Hold, Released (i.e. Posted Bond), Referred by Shelters/Street Outreach, FUSE bond denied, Waiting on info, Sex Offender, Not in AIS, Waiting on Bond to Post, and Pending attorney response & etc.

St. Jude Project

2920 Forest Ln, Dallas, TX 75234	104 Units	Dallas County has 13 allocated beds	Housing is for Seniors +55 years old
----------------------------------	-----------	-------------------------------------	--------------------------------------

- All the vacancies are full.

Housing Services for Homeless Criminal Justice-Involved Clients (HSH-CJC) Grant

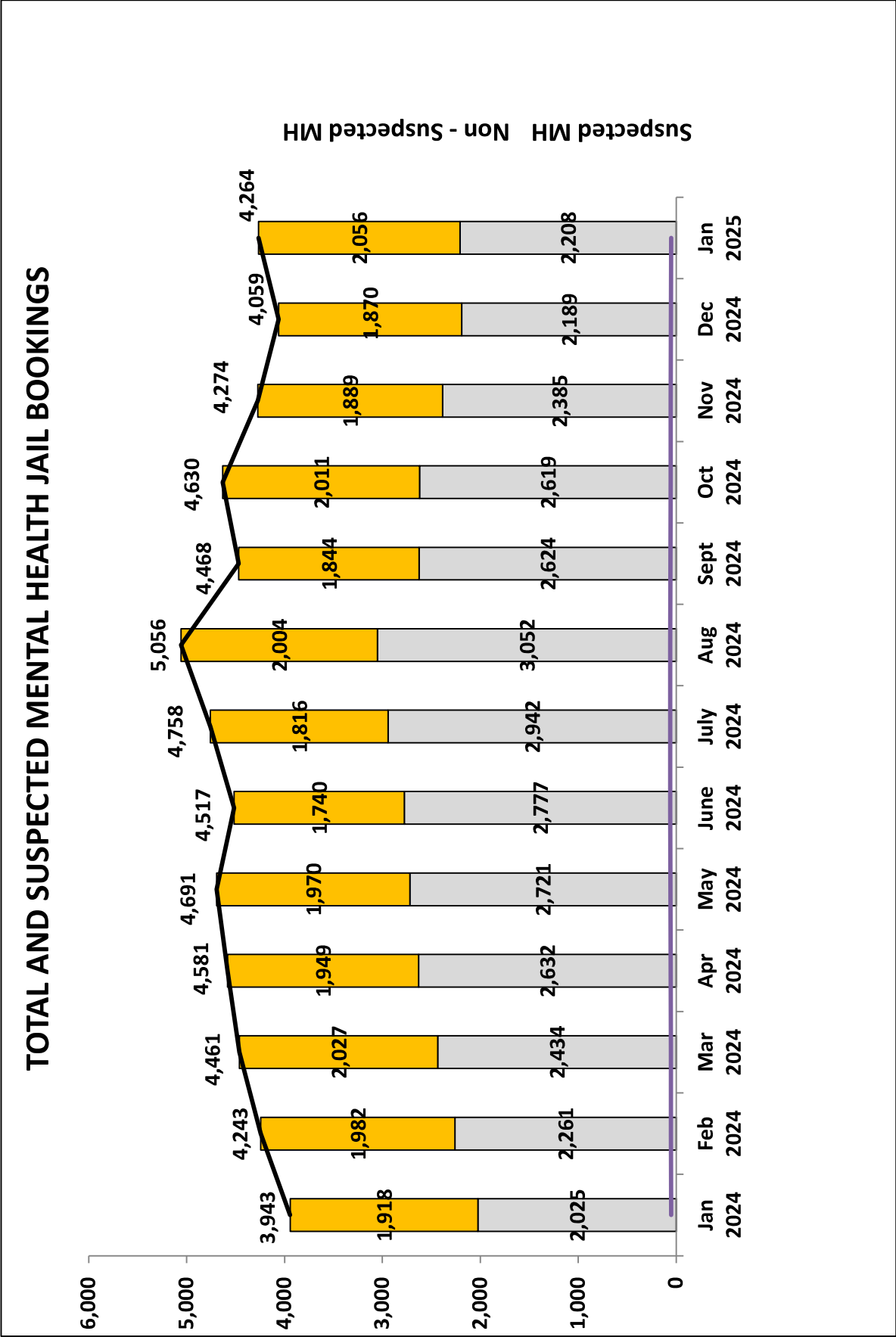
- We are working with the Purchasing department toward next steps of completing the Procurement Process.

Dallas Connector Project (DCP) Dallas County Client Utilization (Transport to the NTBHA LR from the Jail and or the LR to the FUSE Shelters)

The NTBHA Livingroom (LR) Staff conducted jail releases for individuals going to the Livingroom and Austin Street's report would contain the January 2025 jail data.

DALLAS COUNTY BEHAVIORAL HEALTH HOUSING WORK GROUP

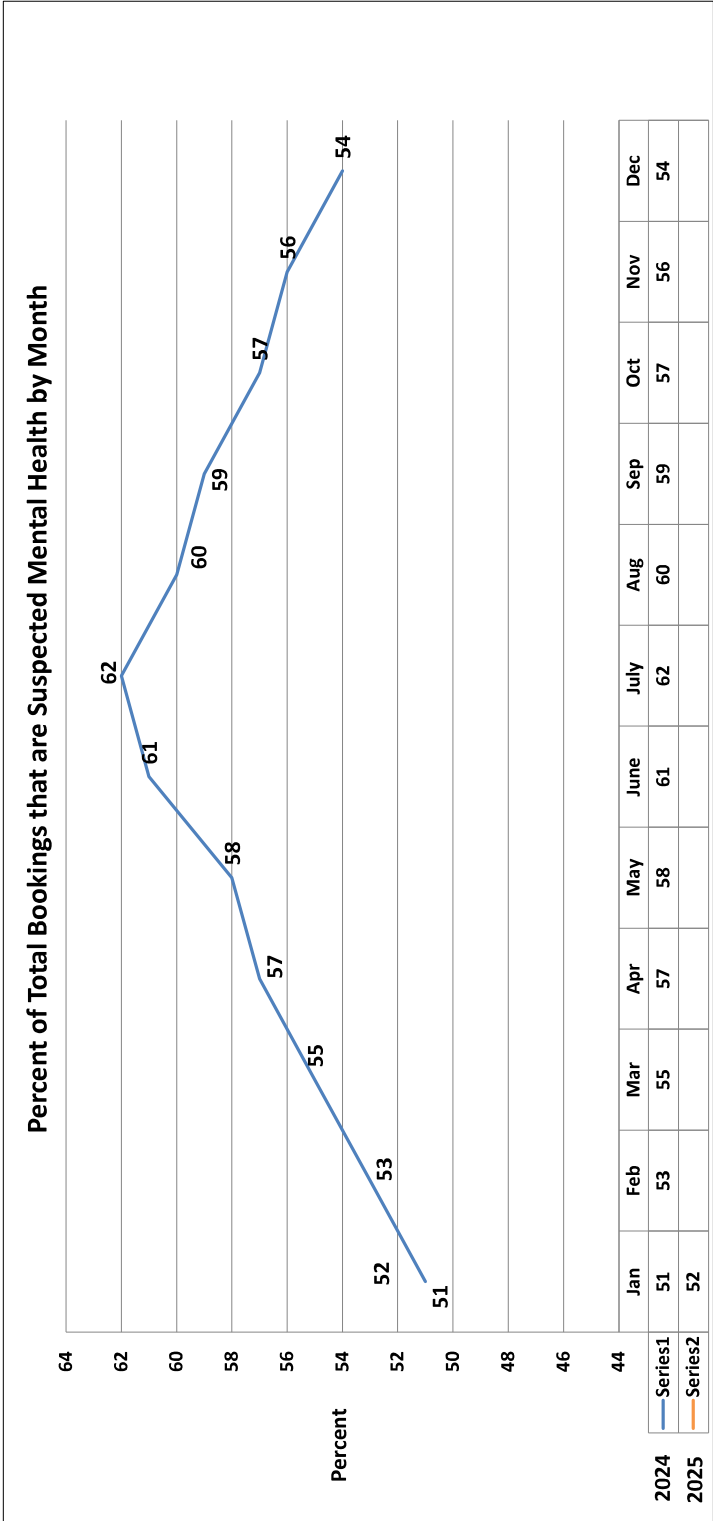
JAN 2025 Homeless Report Snapshot



DALLAS COUNTY BEHAVIORAL HEALTH HOUSING WORK GROUP

Month-to-Month Category Total Differences

Months	Total Monthly Bookings	Total Suspected MH Bookings
Dec 2024 to Jan 2025	4059 to 4264 - Increase 205	2189 to 2208 - Increase 19



DALLAS COUNTY BEHAVIORAL HEALTH HOUSING WORK GROUP

Homeless Breakdown and Avg LOS - Dec 2024 to Jan 2025

Month/Yr	Category	Total Bookings	Percent	Percent Note
Dec 2024	Suspected MH	2,189	54%	% of total bookings [4059]
	Homeless	538	13%	% of total bookings [4059]
	Homeless w/Suspected MH flag	403	75%	% of total homeless [538]

Month/Yr	Category	Total Bookings	Percent	Percent Note
Jan 2025	Suspected MH	2,208	52%	% of total bookings [4264]
	Homeless	527	12%	% of total bookings [4264]
	Homeless w/Suspected MH flag	358	68%	% of total homeless [527]

Month/Yr	Avg LOS Total Bookings [days]	Avg LOS Homeless Bookings [days]
Dec 2024	7	9
Jan 2025	7	10

Monthly Unsheltered Expense

1. Count of Jan 2025 Unsheltered Bookings = 527 (527 of 4264 = 12% of total Jan Bookings)

2. ALOS for all Jan unsheltered 527 bookings as of 2/11/25 = 16 (16*\$88.47(Daily Jail Bed rate) = \$1415.52 per Individual)

3. As of 2/11/2025, Total number of Unsheltered Releases = 264

4. Average Length of Stay (ALOS) for the 264 releases = 7 (7*\$88.47(Daily Jail Bed rate) = \$619.29 per Individual)

5. Below are the top 6 offense categories for the 527 Unsheltered.

Offenses	Count of Bookings
CRIMINAL TRESPASS	92
POSS CS PG 1/1-B <1G	55
Holds	41
UNLAWFUL USE OF VEHICLE	24
AGG ASSAULT W/DEADLY WEAPON	16
THEFT PROP <\$2,500 2/MORE PREV CONV	15

DALLAS COUNTY BEHAVIORAL HEALTH HOUSING WORK GROUP

Homeless Primary Offense Categories - Dec 2024 to Jan 2025

Offense Categories	Dec 2024 total	Dec 2024 %	Jan 2025 total	Jan 2025 %	MTD
Arson	1	0.2%	3	0.6%	
Assaultive	64	11.9%	48	9.1%	16 Increased
Burglary	22	4.1%	18	3.4%	
Criminal Mischief	13	2.4%	9	1.7%	
Criminal Trespass	94	17.5%	95	18.0%	
Drug/Alcohol	118	21.9%	120	22.8%	
Evading	16	3.0%	16	3.0%	
False Info/Fail to Identify	26	4.8%	24	4.6%	
Fraud	3	0.6%	3	0.6%	
HOLDS	44	8.2%	49	9.3%	
Murder	0	0.0%	1	0.2%	
Other	46	8.6%	49	9.3%	
Prostitution	1	0.2%	0	0.0%	
Resist	12	2.2%	5	0.9%	
Robbery	14	2.6%	11	2.1%	
Sexual Offense	9	1.7%	7	1.3%	
Theft	41	7.6%	46	8.7%	
UUMV	14	2.6%	23	4.4%	
TOTAL	538	100.0%	527	100.0%	

HOLDS: Citation/Tickets, Insufficient Bonds/Insufficient Bond Warrants, External Holds (Transfer to another county), and Parole Violations

Other: Offense categories with one or two charge occurrences of monthly bookin totals (i.e. Terrorist Threats, Child Endangerment, Stalking, etc.)

UUMV: Unauthorized Use of a Motor Vehicle (i.e. Joyriding)

Month-to-Month Category Total Differences

= MTD by +/- 10 bookings

DALLAS COUNTY DEFLECTION CENTER							
	2024-2025	24-Sep	24-Oct	24-Nov	24-Dec	25-Jan	TOTAL
TOTAL TRIAGED	32	38	51	65	65		251
Referral Source							
Dallas PD							0
SC Div	2		2	3			7
SW Div	4	1	1				6
SE Div				1			1
NC Div	1		2				3
NE Div	1	1	2	2			6
NW Div		1		1	1		3
CEN Div			1	1	3		5
Right Care		1	3	2	1		7
Dallas Marshal - CDC							0
College Campus PD							0
Great SW Coalition	1						1
SE Coalition	1			1			2
MCOT/CTI/Walk In	10	14	27	41	48		140
Garland PD		2	1		1		4
Irving PD		3	1				4
DART PD	11	14	11	13	11		60
Parkland-Baylor PD	1	1					2
TRIAGE OUTCOME	32	38	51	65	65		
Psych Crisis Residential			3		6		9
Detox-Withdrawal Mgmt							0
Living Room-NTBHA*	2	5	7		2		16
CMHP Services							0
ACT Team							0
OTHER SUD Services	2	2	7	6	7		24
Shelter							0
Austin Street	2	1	1	1	1		6
Bridge	3	2	4	5	2		16
Salvation Army			1	1	4		6
Union Gospel Mission		1		1	3		5
Other		4		3	1		8
Home-Family-Friends	12	11	11	22	10		66
Boarding Home/PSH	2	2	1	2	4		11
Higher Level of Care							0
Behavioral Health	2		4	2	8		16
Physical Health	2	2	3	3	4		14
Veterans Administration			1				1
APOWW or Arrest			1				1
LEA Maintained Custody				1			1
Still in Service	4	3	2	12	12		33
Refused Services	1	5	5	6	1		18
TOTAL TRIAGED							251
ALOS 7 Days, 10 Same Day Discharges with 1 Refusing Services							

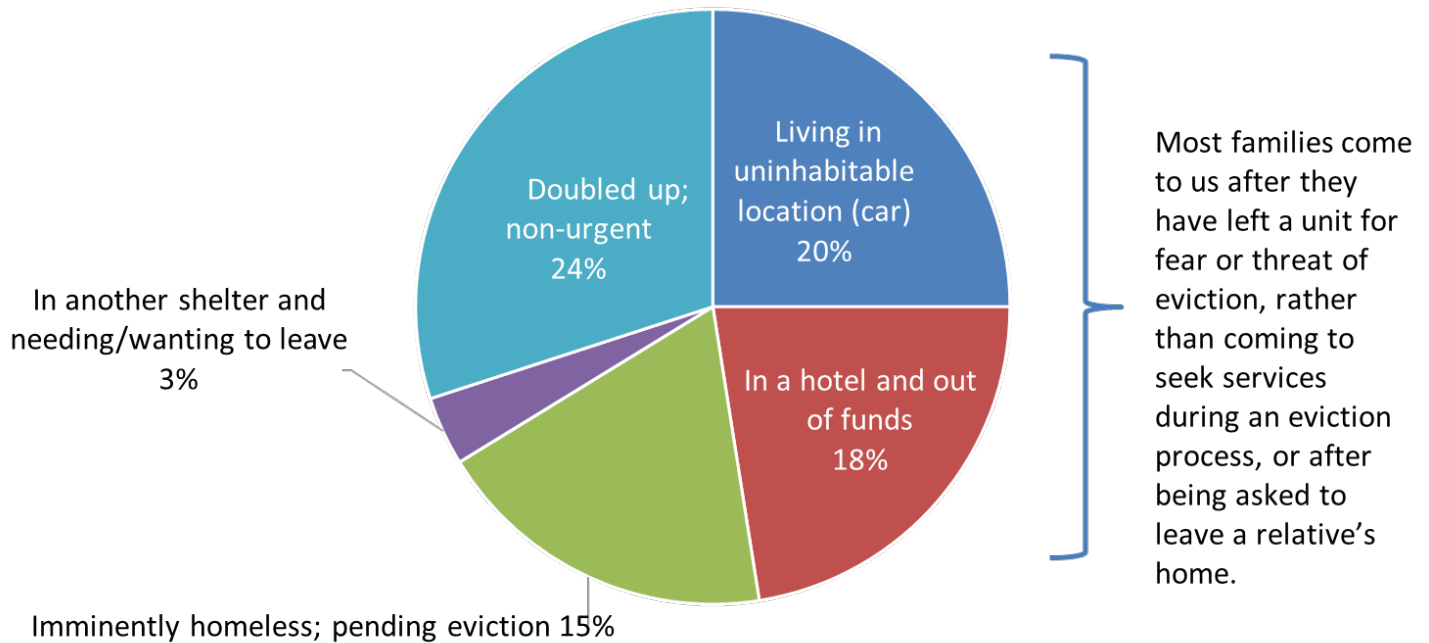
Josh Cogan
A Way Home America
Federal Youth Homelessness Update
Dallas County Housing Work Group
2/26/2025

- The Youth Homelessness Guaranteed Income Pilot Project Act, H.R. 7451 (118th Congress) will be reintroduced by Rep. Tlaib (MI-12) sometime in March
- The Homes For Young Adults Act of 2024, H.R. 8722 (118th Congress) will be reintroduced by Rep. Watson Coleman (NJ-12) as well, coordinating with Tlaib's intro timeline
- Sen. Schiff (CA) will be introducing both mentioned above as 1 package in the Senate, also coordinating with both offices on intro timeline. Of note, the texts will be the same as the first reintroduction.
- The Commission on Youth Homelessness Act, H.R. 7908 (118th Congress) will be reintroduced both by Rep. Krishnamoorthi (IL-08) and Sen. Schiff (CA). There have been a few minor amendments to the language and there is a strong chance that there will be a Republican co-lead, making this bill bipartisan here in the 119th Congress.

A Way Home America in Washington, DC on Tuesday, March 11 for our New Deal to End Youth Homelessness Advocacy Day, please fill out this interest form on bit.ly/awhanewdealday and we will be in touch!

February 2025 Update

2024 Completed Pre-Screening Assessments to Determine Level of Urgency:
(*n* = 3,988*)



***2,288 families referred to quick resources not included in pie chart**

	2019 Pre-pandemic	2020	2021	2022	2023	2024
Pre-screenings completed	3,400	3,249	4,798	5,731	5,628	6,276
Quick resourced; ineligible – no full assessment	700	819	1,460	1,639	1,197	2,288
Non-urgent (light touch)	1,000	855	1,132	1,268	1,246	1,504
Diverted	750	732	540	939	1,246	1,877
Required shelter	384	503	540	588	872	642

About Our Families in 2024:

- 76% of families served were African American.

- 54% of families were headed by a single female head of household.
- 23% of households had someone in the household with a disability.
- 5% of households had a prior history of domestic violence (underreported)
- Only 3% could be classified as chronically homeless (homeless for longer than 1 year + disability present).

Unduplicated Numbers Served:

	Unduplicated # served across programs	Lighter touch services from call center	Annual Total Budget All Expenses
2016 <i>Old model</i>	399 households (HH) (1,355 individuals)	NA	\$3.3 million
2024	2,141 HH (7,494 individuals*) *Est 3.5 individuals per HH	2,288 HH referred to resources w/out assessment 1,504 HH provided resource packet after triage for urgency	\$6.8 million

Shelter Update:

- A fire sprinkler in a room on the 3rd floor burst last month, leading to water damage in 5 rooms and the afterschool program space. The City of Dallas was onsite the next day to assess the damage, and repairs will be made over the next month.

Funding Concerns:

- We are keeping a close eye on the administration transition and the drastic changes and cuts that are being proposed. Approximately \$1.5M of our \$6M budget for 2025 is expected from Federal government grants to house 100-150 families.
- We are:
 - Coming up with an emergency plan in case our Federal funding is suddenly cut off, which would essentially evict 100-150 of our families (and potentially 500+ families with children across our service area).
 - Asking our Board to reach out to elected leaders to encourage a thoughtful transition from one strategy to another, so as not to: 1) drive families who are currently housed in our supportive housing programs into cars, and 2) drive agencies that rely heavily on Federal funding in support of family homelessness to shutter.