



**DALLAS COUNTY**  
**Criminal Justice Department**

**Behavioral Health Steering Committee**

Thursday, January 15, 2015

**Agenda**

1. Welcome and Call to Order
2. Review/Approval of Minutes
3. BHLT & CSP Update *Charlene Randolph, Crisis Services Project*
4. Jail Reports
  - Monthly BOT Totals
  - Hospital Movement *Brandy Coty*
  - Pregnant Patients *Shenna Oriabure*
5. Public Defenders Report *Lynn Richardson*
6. SPN Reports *Metrocare, Lifenet, ABC, The Bridge*
7. Problem Solving Courts
  - OCR *Brandy Coty*
  - MHJD *Christina Gonzales*
  - Probation *Serena McNair*
8. 530 Sub Committee *Christina Gonzales*
9. 530 Requests *Christina Gonzales*
  - PRIDE
  - OCR
  - STAC
  - Veterans
10. Announcements
11. Adjourn



## **Behavioral Health Steering Committee**

Thursday November 20, 2014

**Meeting called to order at 8:30am by Judge Wade.**

Judge Kristin Wade requested approval for the October 16, 2014 meeting minutes. The meeting minutes were approved as presented with no amendments.

### **BHLT & CSP Update**

Charlene Randolph, Policy Analyst for Dallas County Sept 369, over 250 goal. Transicare began with 33 discharged 2, ended with =37. Charlene announced that Stephanie Denton, Clinical Director for ACS, has left and introduced Ashley Rey as her replacement with ACS.

### **Jail Diversion**

#### **Pregnant Women in Jail**

Shenna Oriabure reported there are currently 28 pregnant women in jail; 14 sentenced, 14 have upcoming court dates.

#### **NorthSTAR Intakes**

Duane Steele reported a 24% match rate for NorthSTAR intakes for the month of October with a total of 1484 book-ins with NorthSTAR matches.

### **SPN Reports**

#### **The Bridge**

The Bridge report was presented in the package. Jay Meaders was not present.

#### **LifeNet**

Crystal Garland was not present; however Patti Scali was able to report her numbers MHJD 19, and ATLAS 3.

#### **Metrocare**

Sam McNair reported the following beginning and ending numbers for the month of October. Probation 95 (89), Parole 69 (59), Jail Diversion 24 (23), ATLAS 21 (21), STAC 15 (17), Wilmer 33 (38), FDU 40(39).

### **ABC**

Julianne Pyle reported the current census in: Atlas 4, MHJD 12, STAR 7, and OCR 4, for a total of 27 clients.

### **Value Options**

Department of Health and Human Services recently completed an audit of Value Options; informally they have done very well. Daniel Byrd announced that Janice Jefferies has started as the new CSP Lead Clinician.

## **Problem Solving Courts**

### **Probation**

Serena McNair reported the following numbers for the Probation Department; ATLAS 26, DDC 21, MH 20, STAC 27 and STAR 18 for a total of 112.

### **DIVERT**

Divert court report was presented in the package.

### **Mental Health**

Patricia Scali, Mental Health Coordinator, reported combined felonies and misdemeanors there are 47 people in the outpatient competency restoration program. Additionally, for Misdemeanor Jail Diversion there were 17 people admitted bringing the number to 51 and 21 for the ATLAS Court.

### **Public Defender**

Public Defender report was presented in the package.

### **Housing**

Judge Mays asked how she should proceed with the clients she has currently in Salvation Army. Dr. Love reports that she has spoken with Blake Fetterman of the Salvation Army and clients are not being evicted from Salvation Army. There are currently additional meetings with Probation, and the Criminal Justice department taking place to discuss housing options and funding for clients in the specialty courts.

## **530 Sub Committee**

Keta Dickerson reported in the 530 subcommittee reviewed and approved the FY 15 budget. The budget was not presented to the BHSC for approval. Ron Stretcher provided a history of the 530 funds and how they have been utilized. The funds must be utilized for participants in a Specialty Court. Currently the funds have mainly been utilized for treatment or transitional housing. Both Judge Wade and Mr. Stretcher spoke on the importance of the use of the fund, such as studies, trainings and staff that support the Specialty Courts through 530 funds.

Judge Wade asked for a motion on the approving the budget as it is presented. Ron Stretcher made a motion to approve the budget; it was seconded by Angie Byrd and a vote was cast. The ayes were the majority, therefore the motion was carried and budget was passed.

### **Announcements**

Ron Stretcher, Director of Criminal Justice Department introduced new staff members:  
Brandy Coty has joined the department in the Competency Coordinator position,  
Nakish Greer has joined in the department in the Administrative Coordinator position.

Mr. Stretcher also announced that Patti Scali whose dedicated work with the county is resigning at the end of the year. Patti's retirement party is being held on December 10, 2014 at noon in Judge Wade's courtroom from noon to 2pm. Currently there is not replacement, in the interim Christina Gonzales, MH Specialty Court Coordinator and Brandy Coty, Competency Coordinator will fill in.

A consensus was reached to cancel the December 18<sup>th</sup> meeting for the BHSC. Any requests for funds will be presented to the sub-committee and approvals will go through a quorum.

**Crisis Services Project**  
**Status Report and Next Steps**  
**January 6, 2015**

**Implementation Activities**

- Transicare
  - Transportation pilot project with Public Defenders Office
  - Forensic Competency at Terrell State Hospital
- Adapt
  - Timberlawn
- Forensic Diversion Unit
- Value Options NorthSTAR Care Coordination
- After-care engagement
- Transitional housing

**IGT Status**

- DY3:
  - DY3 Report submitted- reported all milestones and baseline complete
  - HHSC Approval/ Feedback: December 8, 2014
  - Submitted IGT January 2, 2015- \$1,916,577
  - Match funds expected January 30, 2015- approximately \$4,639,494

**Metrics and Milestones**

- Tracking Milestone achievement in Performance Logic
- Four Category 1 Milestones Provisionally approved- final decision Feb/ March
- Presented CSP Summary Report at BHLT
- Category 3: Submitting CJ Readmission Baseline figures (new: 31% over 12 months)
- DY4:
  - Began October 1, 2014
  - Monthly Service Goal: 350
  - CJ Readmissions: Reduce by 5%
  - 7-day Follow-up: 32%; 30-day Follow-up: 57%

**Status Update**

- Harris Logic (JIMI/ Stella)
- Central Dallas Community Development Corporation (Cottages at Hickory Crossing)
- CDC Case workers (SIP)

**Anchor Information**

- Thursday, January 29, 2015: RHP 9 Shared Experience and Learning Event # 3

## ACS 1115 CSP Monthly Production Report

	Past Year Average	Oct-14	Nov-14	AVERAGE	TOTAL
<b>Total Service Episodes:</b>	<b>449</b>	750	479	102	1,229
<b>Total Unique Consumers:</b>	<b>328</b>	748	444	99	1,192
Percentage Change to DY3		227.93%	135.30%		

## Frank Crowley Specific Report

	Oct-14	Nov-14	AVERAGE	TOTAL
<b>Service Episodes:</b>	689	435	94	1,124
<b>Unique Consumers:</b>				
By N* ID	650	376	513	1,026
By Client ID	37	24	31	61
<b>TOTAL Unique Consumers:</b>	<b>687</b>	<b>400</b>	<b>91</b>	<b>1,087</b>
TOTAL Unique Consumers as %:	99.71%	91.95%		
<b>Unique F2F:</b>				
By N* ID	78	64	71	142
By Client ID	22	17	20	39
<b>TOTAL Unique F2F:</b>	<b>100</b>	<b>81</b>	<b>15</b>	<b>181</b>
TOTAL Unique F2F as a %:	93%	76%		
<b>F2F Percentage:</b>	15.67%	24.60%	19.13%	19.13%
<b>Encounters by Type:</b>				
Triage	689	435	562	1,124
Care Coordination	1060	1029	1045	2,089
F2F Encounter	108	107	108	215
<b>TOTAL Encounters:</b>	<b>1857</b>	<b>1571</b>	<b>286</b>	<b>3,428</b>
<b>Female:</b>				
Black	131	87	109	218
White	58	36	47	94
Hispanic	33	9	21	42
Other	2		2	2
Unknown		3		
<b>TOTAL Female:</b>	<b>224</b>	<b>135</b>	<b>30</b>	<b>356</b>
<b>Male:</b>				
Black	301	214	258	515
White	95	54	75	149
Hispanic	63	24	44	87
Other	6	7	7	13
Unknown		1		
<b>TOTAL Male:</b>	<b>465</b>	<b>300</b>	<b>64</b>	<b>764</b>

### Timberlawn Specific Report

	Oct-14	Nov-14	AVERAGE	TOTAL
<b>Service Episodes:</b>	61	44	9	105
<b>Unique Consumers:</b>				
By N* ID	50	37	44	87
By Client ID	11	7	9	18
<b>TOTAL Unique Consumers:</b>	<b>61</b>	<b>44</b>	<b>9</b>	<b>105</b>
TOTAL Unique Consumers as %:	100%	100%	17%	100%
<b>Unique F2F:</b>				
By N* ID	41	33	37	74
By Client ID	7	5	6	12
<b>TOTAL Unique F2F:</b>	<b>48</b>	<b>38</b>	<b>7</b>	<b>86</b>
TOTAL Unique F2F as a %:	98%	100%	16%	99%
<b>F2F Percentage:</b>	80.33%	86.36%	82.86%	82.86%
<b>Encounters by Type:</b>				
Triage	61	44	53	105
Care Coordination	360	268	314	628
F2F Encounter	49	38	44	87
<b>TOTAL Encounters:</b>	<b>470</b>	<b>350</b>	<b>410</b>	<b>820</b>
<b>Female:</b>				
Black	14	6	10	20
White	3	7	5	10
Hispanic	8	7	8	15
Other	4		4	4
Unknown		2		
<b>TOTAL Female:</b>	<b>29</b>	<b>22</b>	<b>4</b>	<b>49</b>
<b>Male:</b>				
Black	17	14	16	31
White	8	3	6	11
Hispanic	6	5	6	11
Other	1		1	1
Unknown				
<b>TOTAL Male:</b>	<b>32</b>	<b>22</b>	<b>5</b>	<b>54</b>
<b>Age of Triage Encounters:</b>				
Adult	38	30	34	68
Minor	21	11	16	32
Uncollected	2	3	3	5
<b>TOTAL Age of Triage Encounters:</b>	<b>61</b>	<b>44</b>	<b>9</b>	<b>105</b>
<b>Age of F2F Encounters:</b>				
Adult	32	30	31	62
Minor	17	8	13	25
Uncollected	0	0	0	0
<b>TOTAL Age of F2F Encounters:</b>	<b>49</b>	<b>38</b>	<b>7</b>	<b>87</b>
<b>F2F Outcomes:</b>				
Crisis Residential		2	2	2
Inpatient	8	3	6	11
Inpatient- Civil		2	2	2
Intensive Outpatient	4	3	4	7
Legal Referral	1		1	1
Medical Referral	3	1	2	4
Other Higher Level of Care		1	1	1
Partial Hospitalization Program	1	1	1	2
Residential-CD	2	2	2	4
Residential-SUD/ COPSD		1	1	1
Routine Outpatient	25	20	23	45
Southern Area Behavioral Health UCC	5	2	4	7
<b>TOTAL Outcomes</b>	<b>49</b>	<b>38</b>	<b>7</b>	<b>87</b>
<b>Diversion Rate</b>	<b>83.67%</b>	<b>92.11%</b>		<b>87.36%</b>

# Transicare Reporting

## Crisis Services Project

		Sep-13	Oct-13	Nov-13	Dec-13	Jan-14	Feb-14	Mar-14	Apr-14	May-14	Jun-14	Jul-14	Aug-14	Sep-14	Oct-14	Nov-14
1	Beginning Census	0	13	20	22	24	24	25	34	30	33	41	37	33	36	34
2																
3	Admissions															
4	Referred	29	15	11	12	23	15	38	28	31	31	24	23	20	18	27
5																
6	Admitted	16	5	5	7	9	6	15	6	8	12	3	1	6	4	8
7	Not Admitted Unable To Assess	2	2	1	1	4	3	7	2	2	3	3	4	1	2	6
8	Not Admitted Post Assess on Criteria	2	4	4	3	6	4	7	9	14	14	15	8	5	6	7
9	Pre-Admit In Process	9	4	1	1	4	2	9	11	7	2	3	10	8	6	6
10																
11	Admitted (prior mo)	0	3	2	0	0	0	1	2	4	2	0	0	3	0	2
12	Not Admitted Unable To Assess (prior mo)	0	5	0	0	0	4	0	4	3	0	0	2	2	0	1
13	Not Admitted Post Assess on Criteria (prior mo)	0	1	2	1	1	0	1	2	3	5	0	1	3	3	2
14	Unresolved Pre-Admit Lag								1	1		2		2	3	1
15																
16	> 1 Month Lag Admits									1		1	1	1	0	3
17																
18	Total Admissions	16	8	7	7	9	6	16	8	13	14	4	2	10	4	13
19																
20	Discharged															
21	Successfully Transferred	0	0	2	3	3	2	3	7	2	0	2	2	2	1	3
22	Discharge Rapid Disengagement	3	1	0	2	2	1	3	3	1	0	3	0	2	3	1
23	Discharge Midterm Disengagement	0	0	2	0	0	0	0	1	0	0	2	3	2	1	0
24	Discharge Intervening Factor	0	0	1	0	4	2	1	1	7	6	1	1	1	1	1
25																
26	> 1 Month Lag Discharges															
27																
28	Total Discharged	3	1	5	5	9	5	7	12	10	6	8	6	7	6	5
29																
30	Active End Of Month	13	20	22	24	24	25	34	30	33	41	37	33	36	34	42
31																
32	Monthly Unduplicated	22	27	31	28	37	34	55	63	65	66	60	60	52	58	54
33	DSRIP YTD Unduplicated Served	22	27	40	52	69	82	116	144	177	209	228	253	274	58	75
34																
35	Encounters:															
36	F2F Encounter	94	177	169	142	208	197	253	331	293	397	362	340	264	300	226
37	Care Coord	103	225	202	165	181	141	114	172	155	125	100	161	177	127	90
38	Total	197	402	371	307	389	338	367	503	448	522	462	501	441	427	316



### Monthly NorthSTAR Intakes

Month-Year	Total inmates booked into the jail with a NorthStar match	Book in Totals for the month	% of people with a NorthStar match booked into the jail
2007 Total	6501	93413	7%
2008 Total	8200	99580	8%
2009 Total	10636	98407	11%
2010 Total	12994	96245	14%
2011 Total	15810	90429	17%
2012 Total	17036	83524	20%
Jan-13	1454	6905	21%
Feb-13	1445	6754	21%
Mar-13	1504	7017	21%
Apr-13	1515	6787	22%
May-13	1624	7268	22%
Jun-13	1519	6840	22%
Jul-13	1473	7109	21%
Aug-13	1709	7709	22%
Sep-13	1526	6794	22%
Oct-13	1576	6893	23%
Nov-13	1302	5772	23%
Dec-13	1115	5162	22%
2013 Total	17762	81010	22%
Jan-14	1459	6647	22%
Feb-14	1308	6115	21%
Mar-14	1390	6263	22%
Apr-14	1533	6590	23%
May-14	1431	6462	22%
Jun-14	1370	5837	23%
Jul-14	1488	6453	23%
Aug-14	1522	6230	24%
Sep-14	1422	5937	24%
Oct-14	1484	6072	24%
Nov-14	1203	5431	22%
Dec-14	1246	5168	24%
2014 Total	16856	73205	23%

### Multi-Bookin NorthSTAR Tracking

2014	# Times Booked In	# Unique Clients
	Bookins 15	2
	Bookins 14	1
	Bookins 13	4
	Bookins 12	1
	Bookins 11	1
	Bookins 10	4
	Bookins 9	4
	Bookins 8	8
	Bookins 7	20
	Bookins 6	40
	Bookins 5	93
	Bookins 4	236
	Bookins 3	630
	Bookins 2	2229
	Bookins 1	8460
Total		11733
As of 12/31/14		

## Dallas County Competency Hospital Movement

Count of EPI_KEY_ID		Offense Grp			
LOC	Last_E	FEL	FEL/MISD	MISD	Grand Total
In Community	ABSC	4		5	9
	DMR	2	1		3
	OCR	15	3	18	36
	OOB	17	1	1	19
<b>In Community Total</b>		<b>38</b>	<b>5</b>	<b>24</b>	<b>67</b>
In Hospital	ICR	148	13	18	179
<b>In Hospital Total</b>		<b>148</b>	<b>13</b>	<b>18</b>	<b>179</b>
In Jail	PNDE	32	8	26	66
	RTN	54	6	4	64
	WAIT	30	2	13	45
<b>In Jail Total</b>		<b>116</b>	<b>16</b>	<b>43</b>	<b>175</b>
<b>Grand Total</b>		<b>302</b>	<b>34</b>	<b>85</b>	<b>421</b>

### Competency Cases Closed

EpiSt_YM	(All)
EpiCls_YM	2014-12

Count of EPI_KEY_ID		Offense Grp			
LOC	Last_E	FEL	FEL/MISD	MISD	Grand Total
In Community	DMR		1		1
	OCR	1			1
	OOB	2			2
<b>In Community Total</b>		<b>3</b>	<b>1</b>		<b>4</b>
In Hospital	ICR	1		1	2
<b>In Hospital Total</b>		<b>1</b>		<b>1</b>	<b>2</b>
In Jail	PNDE	3	2	7	12
	RTN	3	3	2	8
	WAIT	2		1	3
<b>In Jail Total</b>		<b>8</b>	<b>5</b>	<b>10</b>	<b>23</b>
<b>Grand Total</b>		<b>12</b>	<b>6</b>	<b>11</b>	<b>29</b>

<b>EOM December 2014</b>	<b>290</b>	<b>28</b>	<b>74</b>	<b>392</b>
--------------------------	------------	-----------	-----------	------------

## Pregnant Patients

	Jan-14	Feb-14	Mar-14	Apr-14	May-14	Jun-14	Jul-14	Aug-14	Sep-14	Oct-14	Nov-14	Dec-14
<b>In Jail (atleast one day in month-not total at end of the month)</b>	<b>47</b>	<b>41</b>	<b>37</b>	<b>49</b>	<b>63</b>	<b>51</b>	<b>42</b>	<b>41</b>	<b>41</b>	<b>51</b>	<b>40</b>	<b>38</b>
Probation Violations	15	11	9	11	16	14	12	13	13	21	18	13
New offenses/BF/IB only	30	28	23	32	36	29	26	24	23	26	20	23
Parole Violations only	-	-	-	1	2	2	1	1	2	-	-	-
Other reason in jail	2	2	5	5	9	6	3	3	3	4	2	2
<b>Released Since Last Month</b>	<b>12</b>	<b>17</b>	<b>12</b>	<b>11</b>	<b>30</b>	<b>24</b>	<b>18</b>	<b>15</b>	<b>16</b>	<b>17</b>	<b>14</b>	<b>17</b>
Released to SAFPF	-	-	-	-	1	-	-	-	-	-	-	1
Released to Nexus Recovery	1	3	2	-	1	3	4	1	4	2	-	6
Released to state hospital	-	-	-	-	-	-	-	-	-	-	-	-
Released to other treatment	-	-	2	1	-	1	1	1	1	-	2	-
Released to TDCJ (ID or SJ)	1	2	2	1	5	1	3	2	1	2	1	3
Released on Probation	3	1	3	2	3	1	-	2	3	3	-	1
Released on bond	4	6	1	2	6	8	5	5	1	4	5	3
Released to Other Agencies	1	3	2	2	3	4	3	2	1	1	2	-
Released for other Reasons	2	2	-	3	11	6	2	2	5	6	4	3
<b>New Cases Since Last in Month</b>	<b>19</b>	<b>5</b>	<b>8</b>	<b>22</b>	<b>25</b>	<b>17</b>	<b>9</b>	<b>12</b>	<b>15</b>	<b>24</b>	<b>6</b>	<b>10</b>
Emails To Court Coordinators for settings	3	2	3	2	2	-	3	1	3	1	3	2
Email Notifications to Probation	3	4	4	4	5	4	3	4	3	4	3	2
Email Notifications to TDCJ desk (Sgt. Temple)	3	1	2	5	1	4	2	5	2	4	1	1
Pregnant Patient Interviews for Referral Purposes	-	-	-	-	-	-	-	-	-	-	-	-
Nexus Notifications									1	-	-	1

# Homeless Information: Days in Jail

Month	Unique Individuals	Days in Jail	Average Number of Days
June-14	201	11,790	58.66
July-14	243	13,606	55.99
August-14	250	15,077	60.31
September-14	226	16,046	71.00
October-14	227	14,331	63.13
November-14	184	12,067	65.58
December-14	160	11,889	74.31

<b>Totals</b>	<b>1491</b>	<b>94,806</b>	<b>63.59</b>
---------------	-------------	---------------	--------------

## Misdemeanor

(MA) Class A = Not more than 1 year in a county jail and/or a fine of not more than \$4,000

(MB) Class B = Not more than 180 days in a county jail and/or a fine of not more than \$2,000

(MC) Class C = A fine of not more than \$500 (Lowest Level Misdemeanor)

## Felony

Capital Death or life in prison without parole

(F1) First-degree = 5 to 99 years in a state prison and/or a fine of not more than \$10,000

(F2) Second-degree = 2 to 20 years in a state prison and/or a fine of not more than \$10,000

(F3) Third-degree = 2 to 10 years in a state prison and/or a fine of not more than \$10,000

(FS) State jail = 180 days to 2 years in a state jail and/or a fine of not more than \$10,000 (Lowest Level Felony)

# Homeless Information: Level Degree of Offense

Jun-14 Jul-14 Aug-14 Sep-14 Oct-14 Nov-14 Dec-14

Level & Degree

**	0	2	3	2	2		
F*	2	2	1			3	
F1	5	10	10	6	9	6	3
F2	20	16	28	16	27	13	9
F3	15	22	27	30	15	20	20
FS	47	68	63	52	60	58	49
M*	1	0	0	1	30		4
MA	32	37	31	27	77	23	20
MB	76	84	85	87	5	60	50
MC	3	2	2	5	2	1	5

GRAND TOTAL	201	243	250	226	227	184	160
-------------	-----	-----	-----	-----	-----	-----	-----

## Homeless Information: Average Days in Jail per Offense

Offense L/D

**		33	40	37	33		
F*	371	88	95			58	
F1	65	145	186	294	168	172	264
F2	95	96	90	118	117	157	106
F3	88	65	96	112	103	132	105
FS	89	83	76	95	86	71	113
M*	39			72			29
MA	34	37	35	33	34	28	34
MB	43	30	32	42	28	27	37
MC	30	23	41	60	27	4	40

Grand Average      94.8889   66.6667   76.7778   95.8889      74.5   81.125      91

# Homeless Information: Arresting Agency

Jun-14 Jul-14 Aug-14 Sep-14 Oct-14 Nov-14 Dec-14

## Arresting Agency

Balch Springs Police	3	2	4	3	3	2	4
Baylor Healthcare Sys Police	2		1				
Carrollton Police		2	2	6	1		1
Cedar Hill Police			1	1		1	1
City Marshal	2	2	2		1	1	2
Cockrell Hill Police	1						
Coppell Police		1				1	
Dallas County DA	1						
Dallas County Hosp Dist Police	6	4	4	2	7	5	3
Dallas County Sheriff	24	32	25	24	18	19	16
Dallas Police	120	152	151	134	150	108	95
DART Police	20	26	22	23	11	17	16
Desoto Police			2	1			1
Dept Of Veteran's Affairs PD	1	1		1			1
DISD Police			1				
Duncanville Police			1		1		
El Centro College Police	1			1			
Federal Protective Services				1			
Farmers Branch Police	2	1		2	1	1	
Garland Police	1	1	4	4	4	9	3
Glenn Heights Police	1						
Grand Prairie Police	2	5	7	4	2	3	1
Highland Park Police		1			2		2
Irving Police	8	3	17	12	17	3	8
Lancaster Police	1		1		1	1	
Mesquite Police	3	5	4	4	4	9	1
Methodist Hospital Police				1			
Out of County						1	
Parkland Memorial Hosp.						1	
Richardson Police	1	1			3	1	1
Rowlett Police						1	
University Park Police				1			
US Marshal		1					
UT Southwestern Med Ctr Police	1	3	1	1	1		1

GRAND TOTAL	201	243	250	226	227	184	157
-------------	-----	-----	-----	-----	-----	-----	-----

# Homeless Information: Reason for Release

Jun-14 Jul-14 Aug-14 Sep-14 Oct-14 Nov-14 Dec-14

## Reason For Release

Finding of Facts Release	7	7	6	2	6	1	1
Judicial Treatment Center/Wilmer		4	3	1	4	4	3
No Billed	1	1	3				1
Other		2	2	1	1	1	1
Parole Warrant Withdrawn	1			4	1	1	2
Posted Cash Bond		1	1			2	
Posted Personal Recognizance Bond	4	8	7	7	7	7	2
Posted Pre-trial Bond	2	4	1	2	1	7	1
Posted Surety Bond	7	11	8	9	9	9	7
Released By Order of the Court	8	4	3	4	3	3	2
Released on Probation	5	8	6	3	2	2	6
Released per Agency Pick Time Expired	2	2	3	1	2		1
Released per Art 14.06/Magistrate Order			1			1	
Released per DPD/Class C Only	32	40	39	31	43	42	23
Released per finding of fact/Dry Writ	17	5	9	8	8	3	2
Released per Investigating Agency	1	3	7	2	2	4	1
Released per Teletype	4	1	4	3	1	1	4
Released to Dallas County Agency	1	6	3	2	6	3	2
Released to INS/Border Patrol	2	1	4	4	4	2	2
Released to Mental Facility	8	9	6	11	3	2	8
Released to Out of County Agency	3	7	5	3	2	1	3
Released to Out of State Agency		3	4	1	2	1	4
Released to Special Program	15	16	14	16	19	17	7
Released to TDCJ	37	40	39	49	48	29	21
Released to US Marshal		1				1	
Removed from furlough	1						
Served Time	43	59	72	62	53	40	56

Grand Total	201	243	250	226	227	184	160
-------------	-----	-----	-----	-----	-----	-----	-----

# Homeless Information: Offense Description

6/14 7/14 8/14 9/14 10/14 11/14 12/14

## DESCRIPTION OF OFFENSE

ABANDON ENDANGER CHILD CRIM. NEG					2		
ACCIDENT INVOLVING INJ/DEATH	1						
AGG ASLT. AGAINST PUB SERVANT		1		1		1	
AGG ASLT. BY PUB SERVANT		1					
AGG ASLT. CAUSES SERIOUS BODILY INJ	2	1	2	1	1		
AGG ASLT. W/DEADLY WEAPON	8	6	7	2	5	5	3
AGG ROBBERY	1	3	7	1	3		1
AGG SEXUAL ASLT. CHILD	1					1	
AGG SEXUAL ASSAULT					1		
ARSON			1		1		
ASLT. AGAINST ELDERLY OR DISABLED INDIVIDUAL	1			1			1
ASLT. BI FAM/HOUSE MEM 2+ W/IN 12 MONTHS			1				1
ASLT. CAUSES BI DATE/FAMILY/HOUSE W/PREV			1	4			
ASLT. CAUSES BODILY INJ		2	4	1	4	2	3
ASLT. CAUSES BODILY INJ DATE/FAMILY/HOUSE			1				1
ASLT. CAUSES BODILY INJURY FAMILY VIOLENCE	1	9	6	2	4	3	4
ASLT. FAM/HOUSE MEM IMPEDE BREATH/CIRCULAT	1	1	2	1	1	1	1
ASLT. FAMILY/HOUSEHOLD MEMBER W/PREV CONV	1	2	2		1	1	
ASLT. INT/RECK IMPEDE BREATH/CIRCULATION			1	1			
ASLT. ON SECURITY OFFICER				1			
ASLT. PUBLIC SERVANT	1	3	1	1	1	1	2
ATTEMPT TO TAKE WEAPON FROM AN OFFICER		1	1				1
BURGLARY OF BUILDING	5	4	5	3	10	2	3
BURGLARY OF COIN OPERATED/COLLECTION MACHINE	3	1		1	4		
BURGLARY OF HABITATION	3	1	5	2	4	2	3
BURGLARY OF RAIL CAR				2			
BURGLARY OF VEHICLE	6	8	5	4	4	6	4
BURGLARY OF VEHICLES W/PREV 2 OR MORE CONV	3		2	2	2	4	
CAPTIAL MURDER					2		
COMPELLING PROSTITUTION BY FORCE					1		
CREDIT CARD OR DEBIT CARD ABUSE	1		1	1			
CREDIT CARD OR DEBIT CARD ABUSE ELDERLY			1				
CRIMINAL MISCHIEF >=\$1,500<\$20K		1		2	1	1	1
CRIMINAL MISCHIEF >=\$200 K				1			
CRIMINAL MISCHIEF >=\$50<\$500	1	1		1	1		1
CRIMINAL MISCHIEF >=\$500<\$1,500	1			1	2		1



# Homeless Information: Offense Description

CRIMINAL MISCHIEF DAMAGE/DESTR WORSHIP/SCHOOL			1				
CRIMINAL SIMULATION	1						
CRIMINAL TRESPASS	52	56	55	49	47	34	33
CRIMINAL TRESPASS HABIT/SHLTR/SUPRFUND/INFSTR				1			
CRIMINAL TRESPASS W/ DEADLY WEAPON				3			
CRUELTY TO LIVESTOCK ANIMALS	1						
DEADLY CONDUCT	1						
DISCHARGE FIREARM IN CERTAIN MUNICIPALITIES	1				1		
DISORDERLY CONDUCT		1			1	1	
DRIVING W/LIC INV W/PREV CONV/SUSP/W/O FIN RES	1	1	2	1			
DRIVING WHILE INTOXICATED	1	1		3	1	4	1
DRIVING WHILE INTOXICATED 2ND		1		1	1	1	
DRIVING WHILE INTOXICATED 3RD OR MORE		1					1
DRIVING WHILE INTOXICATED BAC >= 0.15	3						
DRUG PARAPHANELIA						1	
Del Marijuana >1/4oz<=5lbs							1
ENDANGER CHILD IMMINENT DANGER BODILY INJ			1				
ENGAGE IN ORGANIZED CRIMINAL ACTIVITY		1		1		1	
ESCAPE FROM CUSTODY			1	1			
EVADING ARREST DET W/PREV CONVICTION	1	2	3	1		1	1
EVADING ARREST DET W/VEH				1			1
EVADING ARREST DET W/VEH W/ PREV CONVIC OR SBI			1				
EVADING ARREST DETENTION	2	2	2	2	2		
EVADING ARREST DETENTION W/PREV CONVICTION		1					
EVADING ARREST DETENTION W/VEH OR WATERCRAFT	1						
FAIL TO IDENTIFY FUGITIVE FROM JUSTICE				2	1	2	
FAIL TO IDENTIFY FUGITIVE INTENT GIVE FALSE INFO	3	4	5	4	7	5	2
FAIL TO IDENTIFY GIVING FALSE/FICITIOUS INFO	2	3	4	3	2		3
FAIL TO PAY CHILD SUPPORT	1						1
FARE EVASION	5	4	14	1	8	1	1
FFJ (Fugitive From Justice)		4	3	2	1	1	4
FORGERY FINANCIAL INSTRUMENT	1	1	1		2	1	3
FORGERY FINANCIAL INSTRUMENT ELDERLY		1				1	
FORGERY GOVT/NATIONAL INST/MONEY/SECURITY		1				1	
FRAUD DESTROY REMOVAL CONCEALMENT WRITING	1						
Fraud Use/Poss of Identifying Info # of items 50 or more			1		2		2

# Homeless Information: Offense Description

Fraud Use/Poss of Identifying Info # of items10 < 50					1		
HARRASSMENT OF PUBLIC SERVANT	1	2					
Hinder apprehension or prosecution known felon		1					
INDECENCY W/A CHILD EXPOSES	2			1		1	
INDECENCY W/CHILD SEXUAL CONTACT		1		1	2	1	
INDECENT EXPOSURE		2	1	2			
INJURY CHILD/ELDERLY/DISABLE W/INT BODILY INJ	2		1	2		1	
INTERFERENCE W/RR PROPERTY						1	
INTOXICATION ASSAULT W/ VEHICLE SBI							1
ISSUANCE OF BAD CHECK (IBC)			1				
JUVENILE CONTEMPT				1			
MAN DEL CS PG 1 >=1G<4G	1			1		2	1
MAN DEL CS PG 1 >=1G<4G	2	1	2	3	2	1	1
MAN DEL CS PG 1 >=4G<200G	3	4		2		1	1
Man Del CS PG 1<1G	1	1		2			2
MAN DEL CS PG 2 OR 2-A >=4G<400G			1	2	1	1	
MAN DEL CS PG 3/4 <28G			1				1
MURDER						1	
OBSTRUCT HIGHWAY PASSAGEWAY	2	1					1
OBSTRUCTION OR RETALIATION	1	2	1	1		1	
POSS CS PG 1 <1G	10	20	16	15	14	18	14
POSS CS PG 1 >=1G<4G	3	2		2	2	4	2
POSS CS PG 3 < 28G			1		1	1	3
POSS DANGEROUS DRUG	1			1	1	1	
POSS MARIJ <=2 OZ DRUG FREE ZONE	1						1
POSS MARIJ <2OZ	6	7	3	5		4	3
POSS MARIJ >4OZ<=5LBS			1	1	6		1
POSS MARIJ >5LBS<=50LBS				1			
POSS USE INHALE/INGEST VOLATILE CHEM		1					
PROH WEAPON KNUCKLES				1			
PROMOTE PROSTITUTION		1					
PROSTITUTION	4	3	7	6	6	2	1
PROSTITUTION W/3RD OR MORE	9	11	9	5	7	8	7
PROSTITUTION WITH ONE/TWO PREV CONVIC	1	5		1	2	3	1
PUBLIC INTOX	1	1	1	2	2	1	4
PUBLIC INTOXICATION W/3 PRIOR CONVICTIONS			2	3	4	2	
PUBLIC LEWDNESS	2			1			
RESIST ARREST SEARCH OR TRANSPORT	1	3	2		5		2
ROBBERY	3	1	4	4	2		2
SECURE EXECUTION DOC DECEPT >=\$500<\$1,500	1						
SEX OFFENDERS DUTY TO REGISTER 10YRS	1	2		1		2	
SEX OFFENDERS DUTY TO REGISTER LIFE/90 DAY	1				2		
SEX OFFENDERS DUTY TO REGISTER LIFE/ANNUALLY	2		4	4	1	2	

# Homeless Information: Offense Description

SEX OFFENDERS DUTY TO REGISTER W/PREV CONV		1					
SEXUAL ASLT CHILD				1			
SEXUAL ASLT.	1					1	
TAMPER W/ GOV REC-INS DOC (A)(1,3,4,6)				1		1	1
TAMPER/FABRICATE PHYS EVID W/INTENT TO IMPAIR					1		
TERRORISTIC THREAT CAUSE FEAR OF IMMINENT SBI		1		1	2		1
THEFT <\$1,500 2/MORE PREV CONVIC	3	11	11	10	9	12	9
THEFT <\$50 W/PREV CONVIC	1						
THEFT >=\$1,500<\$20K	2	4	2	2	1	6	1
THEFT >=\$20<\$500 BY CHECK		2	2			1	
THEFT >=\$20K<\$100K		2	1		1	1	
THEFT >=\$50<\$500	6	12	15	14	13	13	8
THEFT >=\$500<\$1,500		2	2	3			1
THEFT FROM PERSON			1		1		
THEFT OF FIREARM			1				
THEFT OF MATERIAL ALUM/BRNZE/COPPER/BRASS<\$20K	2	3	1	1	1		
THEFT OF SERV >=\$20<\$500	2		1		2	1	
THEFT PROP \$500<\$1500 ENH		1		1		1	
THEFT PROP <\$50 ENH	1						
THEFT PROP >=\$100K<\$200K					1		
THEFTY PROP , \$1500 2+ CONV ENH				1			
UNAUTH USE OF VEHICLE	1	1	2	2	1	1	4
UNL CARRYING WEAPON			1		2	1	1
UNL POSS FIREARM BY FELON				3			
VIOL BOND/PROTECTIVE ORDER	1		1	2		1	
WITNESS ATTACHMENT			1				
<b>GRAND TOTALS</b>	<b>201</b>	<b>243</b>	<b>250</b>	<b>226</b>	<b>227</b>	<b>184</b>	<b>160</b>

HARRY INGRAM		FY2015 ATLAS STATISTICS										203/HAWTHORNE					
MONTH	BEGINNING # OF PENDING CASES	+NEW CASES RECEIVED THIS MONTH	=TOTAL CASES	TBJ	TBC	PLEAS	REV	GRADUATE S		DISMISSAL S	OTHERS	TOTAL DISPOSITIO NS	ENDING # PENDING CASES **	CURRENT ATLAS PARTICIPA NTS	CURRENT PARTICIPA NTS IN CUSTODY	FORMER ATLAS PARTICIPA NTS	BOND
December	53	0	53	0	0	0	0	0	0	0	0	0	53	27	2	0	25

HARRY INGRAM				FY2015 MISDEMEANOR STATISTICS								CCCAP1/WADE		
MONTH	BEGINNING # OF PENDING CASES	Rediverts	+NEW CASES RECEIVED THIS MONTH	=TOTAL CASES	TBJ	TBC	PLEAS	DISMISSA L	OTHER	TOTAL DISPOSITI ONS	ENDING # PENDING CASES **	CURRENT PARTICIP ANTS	NUMBER OF GRADUAT ES	BOND***
December	103	0	9	112	0	0	4	6	0	10	102	43	6	43

December 2014		FY2015 MHPD STATS										
MONTH	BEGINNING # OF PENDING CASES	+NEW CASES RECEIVED THIS MONTH	=TOTAL CASES	TRIALS	PLEAS	COND. DISM.	REVO- CATION	DISMISSAL S	INCOMPETE NT	REFERRA LS	OTHER COUNSEL APPT.	TOTAL CLOSED
R. LENOX	63	26	89	0	12	7	4	13	2	0	2	33
L. TAYLOR	233	21	256	0	18	2	1	6	0	0	6	33

MARIUM UDDIN		FY2015 FELONY COMPETENCY STATISTICS													
MONTH	BEGINNING # OF CASES	NEW CASES THIS MONTH	TBJ	TBC	Alt. Trial Dispos.	PLEAS	REVO- CATIONS	DISMISSA LS	PROBATIO N	COMP. HRG.	EXTENSIO NS	CIVIL COMMIT.	MHMR REFERRA L	CONSULT S	ENDING # OF PEOPLE IN OCR
December	129	8	0	0	0	9	0	9	3	9	5	0	0	8	12

MARIUM UDDIN		FY2015 MISDEMEANOR COMPETENCY STATISTICS													
MONTH	BEGINNING # OF CASES	NEW CASES THIS MONTH	TBJ	TBC	Alt. Trial Dispos.	PLEAS	REVO- CATIONS	DISMISSA LS	PROBATIO N	COMP. HRG.	EXTENSIO NS	CIVIL COMMIT.	MHMR REFERRA L	CONSULT S	ENDING # OF PEOPLE IN OCR
December	76	34	0	0	0	0	0	28	0	20	5	1	0	0	20

December 2014		MI Court										
MONTH	TOTAL NEW CASES RECEIVED	NEW CLIENTS AT GREEN OAKS	NEW CLIENTS AT MEDICAL CENTER MCKINNEY	NEW CLIENTS AT PARKLAN D	NEW CLIENT S AT TIMBER LAWN	NEW CLIENTS AT HICKORY TRAILS	NEW CLIENTS AT ZALE LIPSHY	NEW CLIENTS AT TERRELL STATE HOSPITAL	PROBABL E CAUSE HEARINGS HELD	NO CONTEST COMMIT	CONTESTE D COMMIT	FORCED MEDS HEARING IN COURT
L. WALTON-B	241	135	30	34	33	8	1	0	2	1	3	3
L. TAYLOR	118	0	41	0	77	0	0	0	2	0	1	1

RANDA BLACK						MI COURT		
MONTH	NEW CLIENTS	PROBABLE CAUSE HEARINGS HELD	NO CONTEST COMMIT TO TSH	CONTESTE D COMMIT TO TSH	RECOMM ITMENTS	MEDICATION HEARINGS	OUTPATIENT	JURY TRIAL
December	109	2	4	12	3	0	0	0

# Metrocare Services SNOP - Program

MONTH OF REPORT: 12\_2014

DATE SUBMITTED: 01\_2015

	ATLAS	Post-DDRTC	STAC	Misdemeanor	DDRTC	FDU	PROBATION ICM	PAROLE ICM
<b>1. Number of Offenders served at the beginning of the month:</b>	<b>12</b>	<b>29</b>	<b>24</b>	<b>13</b>	<b>32</b>	<b>38</b>	<b>82</b>	<b>60</b>
2. Number of Referrals received:	3	4	0	7	16	2	12	24
3. Number of Assessments:	3	4	0	7	16	2	12	24
<b>4. Number of Admissions:</b>	<b>3</b>	<b>4</b>	<b>0</b>	<b>7</b>	<b>16</b>	<b>2</b>	<b>12</b>	<b>24</b>
5. Average length of stay by months:	2.81	2.63	2.68	1.77	1.08	12.07	5.33	3.95
5. a. Average hours served:	6.05	3.99	4.21	2.16	6.32	7.8	3.92	3.36
<b>6. Services Utilized:</b>	<b>0</b>	<b>0</b>	<b>0</b>	<b>0</b>	<b>3</b>	<b>1</b>	<b>0</b>	<b>0</b>
6. a. Visits to ER (medical)	0	0	0	0	1	0	0	0
6. b. 23-hour Observation (psych)	0	0	0	0	2	0	0	0
6. c. Inpatient Stay (med/psych)	0	0	0	0	0	0	0	0
6. d. Jail days less than 30 days:						1		
<b>7. Number of Discharges:</b>	<b>4</b>	<b>4</b>	<b>2</b>	<b>5</b>	<b>7</b>	<b>1</b>	<b>21</b>	<b>3</b>
7. a. Terminations (jail more than 30days)	0	0	0	1	0	0	5	1
7. b. Warrants/Suspension: (medical d.c.; abscond)	4	1	1	0	3	0	2	0
7 c. Graduates	0	3	1	4	4	1	14	2
<b>8. Number of Offenders served at the end of month:</b>	<b>11</b>	<b>28</b>	<b>22</b>	<b>15</b>	<b>41</b>	<b>39</b>	<b>73</b>	<b>81</b>
9. Total served in the month:	15	33	24	20	48	40	94	84
<b>10. Number of Offenders on the waiting list:</b>	<b>0</b>	<b>0</b>	<b>0</b>	<b>0</b>	<b>0</b>	<b>0</b>	<b>0</b>	<b>0</b>
<b>11. Minimum/Maximum Census per FTE allocation</b>	<b>20-25</b>	<b>40-50</b>	<b>40-50</b>	<b>20-25</b>	<b>60</b>	<b>45</b>	<b>100-125</b>	<b>100-125</b>
<b>12. Vacancy(s)</b>	<b>0</b>	<b>0</b>	<b>0</b>	<b>0</b>	<b>0</b>	<b>1</b>	<b>0</b>	<b>1</b>

Each FTE covers 20-25

# LifeNet Numbers

	Dec-14						
--	--------	--	--	--	--	--	--

## Total Referrals Received

ATLAS	5						
MHJD	17						
STAR							
OCR							
DDC							

Total Accepted	22						
----------------	----	--	--	--	--	--	--

# ABC Behavioral Health

	Nov-14	Dec-14					
--	--------	--------	--	--	--	--	--

## Total Referrals Received

ATLAS	4	4					
MHJD	12	9					
STAR	7	7					
OCR	3	5					
DDC							

Total Accepted							
----------------	--	--	--	--	--	--	--

## The Bridge Statistics

The Bridge	2013	2014	2014	2014	2014	2014	2014	2014	2014	2014	2014	2014	2014
	Dec.	Jan.	Feb.	March	April	May	June	July	August	Sep.	Oct.	Nov.	Dec.
Bridge Emergency Shelter	267	297	267	269	392	468	484	502	374	322	333	373	345
Bridge Transitional Shelter	106	116	115	116	115	125	117	120	114	116	122	113	109
Direct Referrals to Other Shelters	533	585	653	586	515	734	739	815	609	576	530	605	597
Care Management	883	903	804	872	837	858	938	943	853	932	855	798	834
Job Ready (Workforce)	125	140	131	116	91	83	84	87	80	100	95	81	91
Job Placements (Workforce)	10	6	13	12	9	12	28	28	20	29	27	19	18
Housing Placements	18	26	29	22	23	33	35	31	27	19	23	27	21
Lifenet Consumers	359	403	401	406	434	401	418	443	387	408	408	332	369
Lifenet Chemical Dep. Serv.	87	103	83	152	166	146	187	173	150	138	158	104	150
Parkland Clinic*	479	263	421	556	443	535	552	747	676	802	837	641	819
VA Services	45	54	39	50	55	61	48	55	46	45	29	36	28
Judicial Re-Entry	3	3	3	4	4	2	5	2	6	9	10	11	8
Jail Release (General)	1	5	6	4	3	2	0	1	5	1	1	1	0
Triage Assessments*	n/a	n/a	212	260	319	432	527	573	510	495	457	497	496

Each category represents *unduplicated guests* , not totals served.

\*exception - Parkland Clinic and Triage Assessment numbers are for totals served.





*The Bridge Homeless Recovery Center*  
1818 Corsicana St., Dallas, TX 75201

## **Referral Eligibility and Required Information**

### **Mandatory criteria for all referrals to The Bridge**

- Homeless
- Adult
- Maximum monthly income of \$1,600
- One or more of the following needs
  - Housing
  - Income
  - Behavioral health care (mental illness, chemical dependency)
  - Medical health care (acute)
- Ability to perform the following Activities of Daily Living without assistance
  - Eating
  - Bathing
  - Defecating
  - Urinating
  - Dressing
  - Walking
  - Taking medication
- Other requirements
  - Ability to get up and down off a bed that is low to the ground
  - Willingness to follow up with a care manager weekly and adhere to a health care and housing plan

### **Information required for all referrals to The Bridge**

- Name
- Date of birth
- Diagnosis
- Medications
- Support system
- Income
- Follow-up needs
- History (recent medical and psychosocial)
- Diet restrictions
- Infection control

### **Referral/inquiry contacts**

- Jay Meaders - 214.670.1502, [jmeaders@bridgenorthtexas.org](mailto:jmeaders@bridgenorthtexas.org)
- Jocelyn Dixon - [jdixon@bridgenorthtexas.org](mailto:jdixon@bridgenorthtexas.org)
- Intake Office - 214.670.1507



*The Bridge Homeless Recovery Center  
1818 Corsicana St., Dallas, TX 75201*

## **General Information About The Bridge**

### **Triage/Intake**

- Comprehensive triage assessments and need-driven referrals are provided 24/7/365, but referrals must arrive no later than 3 p.m.

### **Care Management**

- Care managers partner with homeless adults to develop a health and housing plan that leads to homeless recovery.
- Care managers assist with navigating all homeless opportunities and connecting to available on-site and community resources.
- Appointments can be made to see a care manager Monday through Friday.

### **On-site services and partners include but are not limited to:**

- Housing
  - Lifenet Texas
  - City of Dallas
- Income
  - Texas Workforce Commission (employment services through job ready program)
  - City of Dallas (social security benefits specialists)
- Behavioral health care
  - Lifenet Texas (IOP/SOP)
- Medical health care
  - Parkland Health & Hospital System (non-emergent care, transportation to RX center)
  - Veterans Administration (case management, main campus linkage assistance)
  - Dallas County (tuberculosis testing)

### **Day shelter services offered on-site include but are not limited to:**

- Meals (via The Stewpot)
  - Breakfast: 7:30 - 8:30 a.m., Lunch: 12 - 1 p.m., Dinner (overnight guests only): 6 - 7 p.m.
- Legal assistance (via Legal Aid of Northwest Texas)
  - non-criminal offenses
- Hygiene kits, bathrooms, showers, barber shop
- Educational and recreational activities
- Computer lab, library
- Mail, phones
- Storage, kennel

## *DIVERT Numbers*

<b>FY15</b>	<b>Start of Month</b>	<b>New admissions</b>	<b>DAOpt-out</b>	<b>Unsuccessful discharge</b>	<b>Graduates</b>	<b>End of Month</b>
Sept. 14	136	14	0	0	11	139
Oct. 14	139	7	0	2	0	144
Nov. 14	144	9	0	6	0	147
Dec. 14	147	10	0	0	6	151

Program Max 150

## OCR Statistics

	March	April	May	June	July	August	September	October	November	December	Totals
Beginning of Month Total	42	47	45	43	44	49	48	46	47	35	446
Misdemeanor											
Assessments	15	23	14	22	16	26	22	20	9	18	185
Pending	0	1	3	8	2	6	4	3	0	2	29
Alternate Dispo	0	3	1	1	0	0	3	4	5	2	19
INS	0	1	0	0	0	0	0	0	0	0	1
In-Patient	0	15	8	11	7	12	9	6	3	14	85
Placed in OCR	6	3	2	2	7	8	6	7	1	1	43
Dispo	1	7	5	2	1	7	6	5	5	2	41
Forensic	0	3	2	1	0	3	3	1	5	0	18
Restored	1	4	2	0	0	4	1	2	0	2	16
Dism	0	0	1	1	1	0	2	2	0	0	7
Felony											
Assessments	4	15	16	24	18	22	20	13	11	20	163
Pending	0	3	2	1	3	2	5	3	0	2	21
Alternate Dispo	0	0	0	0	0	0	0	1	0	1	2
INS	0	0	0	0	0	0	0	0	0	0	0
In-Patient	0	7	13	20	15	19	13	9	7	17	120
Placed in OCR		5	1	3	0	1	2	0	4	1	17
Dispo		3	0	2	2	3	4	1	12	1	28
Forensic	0	1	0	1	0	1	1	0	5	1	10
Restored	0	2	0	0	1	1	1	0	4	0	9
Dism	0	0	0	1	1	1	2	1	3	0	9
End of Month Total	47	45	43	44	49	48	46	47	35	34	437

Texas Correctional Office on Offenders with Medical or Mental Impairments  
**Adult Monthly Report**

1. NAME OF MHMR PROGRAM: Jail Diversion

2. MONTH OF REPORT: December, 2014

3. DATE SUBMITTED (Submit via e-mail & fax signature page by 5th working day of month) : 12-Jan-15

Pre-Indictment Misdemeanor Offenders, not on probation		Total
4. Number of Offenders served at the beginning of the month:		45
5. Number of Referrals received:		17
6. Number of Assessments:		12
7. Admissions		6
8. Number of Discharges:		8
8. a. Terminations		2
8. b. Warrants/Suspensions		0
8. c. Graduates		6
9. Number of Offenders served at the end of month:		47
10. Number of Offenders on the waiting list:		
Post-adjudicated Misdemeanor Offenders, on probation		Total
11. Number of Offenders served at the beginning of the month:		0
12. Number of Referrals received:		0
13. Number of Assessments:		0
14. Number of Admissions:		0
15. Number of Discharges:		0
16. Number of Offenders served at the end of month:		0
17. Number of Offenders on the waiting list:		0
Post-adjudicated Felony Offenders, on probation		Total
18. Number of Offenders served at the beginning of the month:		21
19. Number of Referrals received:	Includes 1 readmit	5
20. Number of Assessments:		5
21. Number of Admissions:		5
22. Number of Discharges:		2
22. a. Terminations		1
22. b. Warrants/Suspension		1
22 c. Graduates		0
23. Number of Offenders served at the end of month:		24
24. Number of Offenders on the waiting list:		0

**Community Supervision and Corrections Department**  
**Dallas County**  
 Javed Syed  
 Director



Speciality Court  
 BHSC Update  
 Dec. 2014

	ATLAS	DDCA	MMH	STAC	STAR	Total
<b>Offenders</b>						
ABC	3	0	11	0	5	19
Life Net	6(1J)	0	16	0	0	22
Metrocare	15(2A)	23(2J/1A)	18	26	17	99
Other	0	0	0	0	1	1
<b>Admissions</b>						
ABC	1	0	0	0	0	1
Life Net	1(J)	0	1	0	0	2
Metrocare	3	2	5	0	0	10
Other	0	0	0	0	0	0
<b>Discharges</b>	2	12(8G 2J/1R/1A)	8	3	5	30
<b>Active</b>						
ABC	4	0	9	0	2	15
Life Net	7	0	15	0	0	22
Metrocare	16(1J/1T)	13	19	23	15	86
Other	0	0	0	0	1	1
<b>Total</b>	27	13	43	23	18	

**Legend**

A - Absconder  
 G - Graduate  
 J - Jail  
 R - Revoked  
 T - Treatment



## **Behavioral Health Steering Committee 530 Fund Sub-Committee**

### **Minutes for January 7, 2015**

Keta Dickerson called the meeting to order. Minutes were provided for the meeting on 12/12/2014.

### **530 Fund Balance**

An update of the 530 Fund Balance will be provided at the BHSC on January 15, 2015. On December 9, 2014 the 530 fund for FY 15 was brief. Judge Wade's Graduation/Holiday party invoice has been sent for reimbursement.

### **530 Requests**

- **TADCP Travel Request Update**  
Keta Dickerson reported she has received the 3 attendees for the TADCP conference from the PD's office. It was reported the DA's office prior administration has already approved some DA's to attend the conference therefore as of this date Kendall McKimmey, is the only DA submitted for TADCP.
- **STAC – TADCP Formal Request**  
Christina Gonzales presented the formal request for Judge Mays and Judge Lewis to attend TADCP. Previously the 530 Sub-Committee approved a verbal request by Judge Mays to utilize 530 funds to attend TADCP for herself and Judge Lewis. The request was approved and a formal request needed to be completed. The formal request was provided to 530 Sub-Committee.
- **Dallas Veterans Court – TADCP Request**  
Christina Gonzales presented a request for Judge Collins to utilize the 530 funds to attend TADCP. Judge Collins received 2 stipends for TADCP, her prosecutor and probation officers will attend TADCP utilizing the stipends. The request is for \$960.00 to attend TADCP. Keta Dickerson made a motion to approve Judge Collins request, it was seconded by Judge Mays and the motion carried.

### **MH Drug Testing Update**

Keta Dickerson provided information from OOG-CJD, NADCP and SAMSHA on drug testing in specialty courts. During the operational tune up the NDCI staff reported they have no curriculum for mental health courts, they are aware they are in need to develop curriculum. Currently Dallas County operates under the guidelines of the NADCP Drug Court model. Information from the BJA, covers the 10 Essential Elements of Mental Health Courts, and states the court is responsible for having knowledge of the participant's substance abuse. The Dallas County Mental Health Court Programs Essential Characteristics mirrors Senate Bill 462. The statute does not require drug screening for Mental Health Courts, but it is looked upon as a best practice per BJA. Keta Dickerson stated although it is not in our statute it will be left up to the discretion of the respected Judge regarding their drug testing policy.

It was agreed to table the discussion of drug testing until guidance from NDCI and further clarification of how cite and release will affect Specialty Courts.

### **Specialty Courts**

Judge Wade requested an email be sent out from the 530 Sub-Committee to Judges with Specialty Courts reporting a lack of 530 funds to attend NADCP. It was recommended that Judges utilize other resources such as their DDA, campaign funds or complete a briefing for Commissioners Court to obtain funding to attend NADCP. Keta Dickerson and Christina Gonzales will create the email for the judges relaying this information. The email will also provide information and dates for the first Quarterly Specialty Court Judge meeting, run by Keta Dickerson, Vonda Freeman, Serena McNair and Lynn Richardson will be on the first agenda. The meeting will take place once the new CSCD Director has started and ideally will be scheduled during lunch on a non-jury week.

Serena McNair will provide information on all the new judges and the specialty courts they will have at the BHSC on 01/15/2015.

Dr. Jill Johansson-Love made a request to switch the PRIDE Court and the DWI Court for the study, there was discussion regarding the switch; however, the matter was tabled.

### **Adjourn**

The Sub-Committee will meet again on 02/11/15 @9:30am.



# COURT ORDER 2014-1652



## 530 Funds FY2015 Budget

On a motion made by Commissioner Mike Cantrell, District 2, and seconded by Commissioner Dr. Theresa M. Daniel, District 1, the following order was passed and adopted by the Commissioners Court of Dallas County, State of Texas:

BRIEFING DATE: 12/2/2014  
FUNDING SOURCE: 530 Funds

Be it resolved and ordered that the Dallas County Commissioners Court does hereby approve the 530 Funds FY2015 operating budget in the amount of \$297,828.

Projected Revenue FY2015			\$ 178,771.74
FY2014 End Balance			\$ 119,057.20
<b>FY2015 530 Funds Available</b>			<b>\$ 297,828.94</b>
Operating Budget			\$ 141,717.94
Approved Projects			\$ 156,112.00
<b>FY2015 530 Proposed Budget</b>			<b>\$ 297,828.94</b>

Done in open court December 9, 2014, by the following vote:

IN FAVOR: Honorable Clay Lewis Jenkins, County Judge  
Commissioner Dr. Theresa M. Daniel, District 1  
Commissioner Mike Cantrell, District 2  
Commissioner John Wiley Price, District 3  
Commissioner Dr. Elba Garcia, District 4  
  
OPPOSED: None  
ABSTAINED: None  
ABSENT: None

Recommended by: Ryan Brown  
Originating Department: Budget



## The Positive Recovery Intensive Divert Experience Court (PRIDE)

To: 530 Sub-Committee

### PRIDE COURT REQUEST:

Request to utilize approved Specialty Court Participant Incentive 530 Funds. PRIDE court is seeking \$1,000.00; to supplement the annual Holiday Party and provide incentives for the participants. Following best practices and providing the participants with incentives to motivate continued participant in the program

PRIDE Court has not utilized the Participant Incentive 530 funds. The Holiday Party has received some donations from partner agencies, the court would like to utilize additional funds for the Holiday Party. We also always need funding for our graduations and other items for incentives. During graduations we try to have a cake, certificate, medal, and flowers for those who are graduating from the program.

Item	Unit Cost	Units	Total Cost
Participant Incentives	25.00	20	500.00
Holiday Party	500.00	1	500.00
Total			1,000.00

The 530 Sub-Committee & BHSC approved \$25,000 for Participant Incentives, which includes graduations and holiday parties. This request of \$1,000.00 is for utilization of those funds.

1. The court must be certified by the Office of the Governor, Criminal Justice Division.  
The Court has been operational since 2009 and certified.
2. Provide to BHSC your court's annual progress reports provided to PPRI (CJD annual report) for the last two fiscal years, when applicable.  
PRIDE court has not been required to submit annual progress reports; PRIDE court does not receive any grant or other funding.
3. Current fiscal year outcomes to include, ( number active at start of fiscal year; number of new admissions; number of successful graduations; number of terminations; current number of enrollees) and monthly updates.  
Provided is information for the PRIDE court program since the beginning of the year.
4. Listing of your court's fund sources.  
The PRIDE Court receives no additional funding; there are no grants for the program.

Respectfully submitted,

Judge Peggy Hoffman

Dallas County Criminal Courts

Positive Recovery Intensive Divert Experience Court (PRIDE)



## Outpatient Competency Restoration (OCR)

To: 530 Sub-Committee

December 12, 2014

### OCR COURT REQUEST:

Request to utilize approved Specialty Court Participant Incentive 530 Funds. The OCR court is seeking \$1,000.00; to hold a Holiday Party and client incentives for those in the program. The OCR Program has created changes within the program to follow Best Practices Model, in accordance with Best Practices clients are now receiving incentives for accomplishing goals, and the main goal is to graduate from the program.

The OCR Court has not utilized the Participant Incentive 530 funds. The Holiday Party is for the clients that participate in the program and the incentives will cover certificates and other item for graduating clients.

The 530 Sub-Committee & BHSC approved \$25,000 for Participant Incentives, which includes incentives, graduations and holiday parties. This request of \$1,000.00 is for utilization of those funds. Using the calculation provided by the 530 budget of 25.00 per participant for incentives for 23 clients.

Item	Unit Cost	Units	Total Cost
Participant Incentives	25.00	23	575.00
Holiday Party	425.00	1	425.00
Total			1, 000.00

1. The court must be certified by the Office of the Governor, Criminal Justice Division.  
The Court has been operational since 2007 and is certified.
2. Provide to BHSC your court's annual progress reports provided to PPRI (CJD annual report) for the last two fiscal years, when applicable.  
The OCR program has not been required to submit annual progress reports in the past. Part of the improvements in the program is creating an annual report to discuss the progress of the court. A preliminary report covering October 2014 to present will be available at the next BHSC.
3. Current fiscal year outcomes to include, ( number active at start of fiscal year; number of new admissions; number of successful graduations; number of terminations; current number of enrollees) and monthly updates.  
Provided is information for the OCR program since 03/2014. Since the OCR program is not grant funded it has not had outcomes. In additions to the changes in the OCR program the team is in the process of creating outcomes for the program.
4. Listing of your court's fund sources.  
The OCR Court receives no additional funding; there are no grants for the program.

Respectfully submitted,

Judge Douglas Skemp  
Dallas County Criminal Courts

133 Riverfront Blvd, Dallas, Texas 75207



## The Successful Treatment of Addiction Through Collaboration (S.T.A.C.) Program

To: 530 Sub-Committee

### STAC COURT REQUEST:

Request to utilize approved Specialty Court Training 530 Funds. STAC court is seeking \$2020.00; for Texas Association of Drug Court Professional Annual Drug Court Conference, February 25-27, Montgomery Texas. Travel expenses for Judge Gracie Lewis and Judge Lela Mays.

Item	Unit Cost	Units	Total Cost	Persons	Total
Per Diem	\$35.00	3	105.00	2	210.00
Parking	\$15.00	2	30.00	2	60.0
Mileage/Airfare	\$300.00	1	300.00	2	600.00
Hotel	\$150.00	2	300.00	2	600.00
Registration	\$225.00	1	225.00	2	450.00
<b>Total Per Person</b>					<b>\$2020.00</b>

The 530 Sub-Committee & BHSC approved \$25,000 for Business Travel, which includes Specialty Court Training. This request of \$2020.00 is for utilization of those funds.

1. The court must be certified by the Office of the Governor, Criminal Justice Division.  
*The Court has been operational since 2007 and certified.*
2. Provide to BHSC your court's annual progress reports provided to PPRI (CJD annual report) for the last two fiscal years, when applicable.  
*Provided*
3. Current fiscal year outcomes to include, ( number active at start of fiscal year; number of new admissions; number of successful graduations; number of terminations; current number of enrollees) and monthly updates.  
*Our STAC court numbers for the fiscal year 2014 are current participants, as of September 1, 2014, are 363. STAC has had 537 admissions and 604 completions. We had 289 successful, 303 unsuccessful, 3 died, 9 were inappropriate and there were 119 revocations.*
4. Listing of your court's fund sources.  
*STAC receives a grant with \$2,500 for in-state training these funds will be utilized for the Public Defender and Assistant Supervisor for STAC to attend the training.*

Respectfully submitted,

Judge Lela Mays  
Dallas County STAC Court



## Dallas County Veterans Court

To: 530 Sub-Committee

### Dallas County Veterans Court Request:

Request to utilize approved Specialty Court Training 530 Funds. Dallas County Veterans court is seeking \$2020.00; for Texas Association of Drug Court Professional Annual Drug Court Conference, February 25-27, Montgomery Texas. Travel expenses for Judge Dominique Collins she has previously attended TADCP in the past.

Item	Unit Cost	Units	Total Cost	Persons	Total
<b>Per Diem</b>	\$35.00	3	105.00	1	105.00
<b>Parking</b>	\$15.00	2	30.00	1	30.00
<b>Mileage/Airfare</b>	\$300.00	1	300.00	1	300.00
<b>Hotel</b>	\$150.00	2	300.00	1	300.00
<b>Registration</b>	\$225.00	1	225.00	1	225.00
<b>Total Per Person</b>					<b>\$960.00</b>

The 530 Sub-Committee & BHSC approved \$25,000 for Business Travel, which includes Specialty Court Training. This request of \$960.00 is for utilization of those funds.

1. The court must be certified by the Office of the Governor, Criminal Justice Division.  
*The Court has been operational since 2010 and certified.*
2. Provide to BHSC your court's annual progress reports provided to PPRI (CJD annual report) for the last two fiscal years, when applicable.  
*Provided*
3. Current fiscal year outcomes to include, ( number active at start of fiscal year; number of new admissions; number of successful graduations; number of terminations; current number of enrollees) and monthly updates.  
*Provided*
4. Listing of your court's fund sources.  
*Dallas County Veterans Court is currently funded by CJD (grant) and CSCD.*

Respectfully submitted,

Judge Dominique Collins  
Dallas County Veterans Court





# IPSS

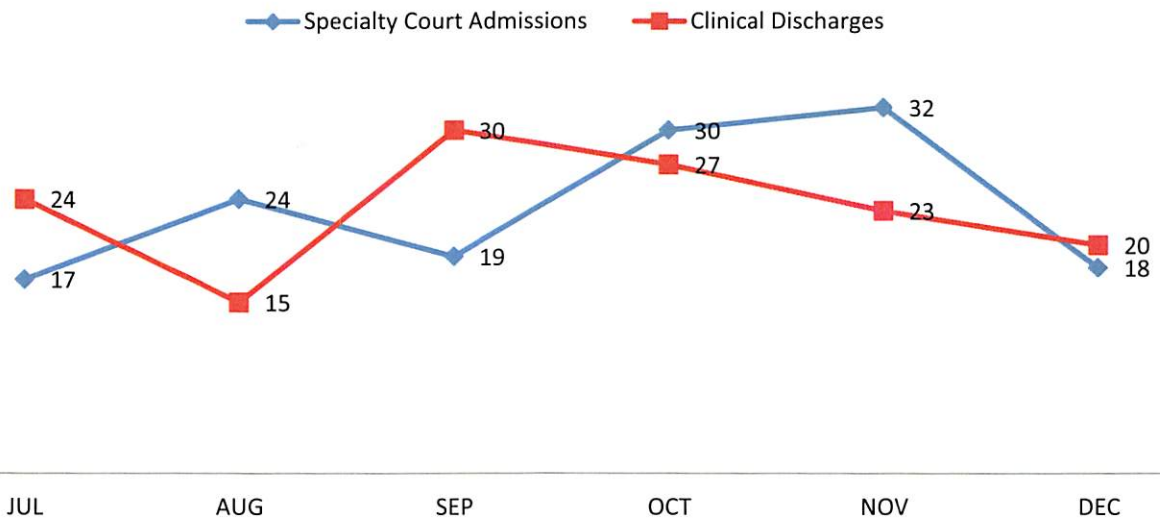
The Intersection of Research & Practice

**DEC-2014 | BHSC Brief Report**

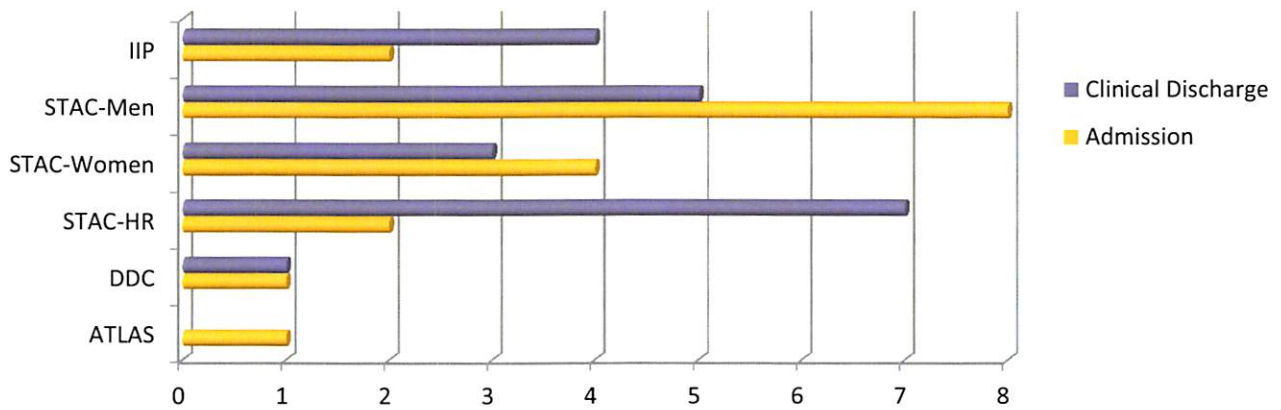




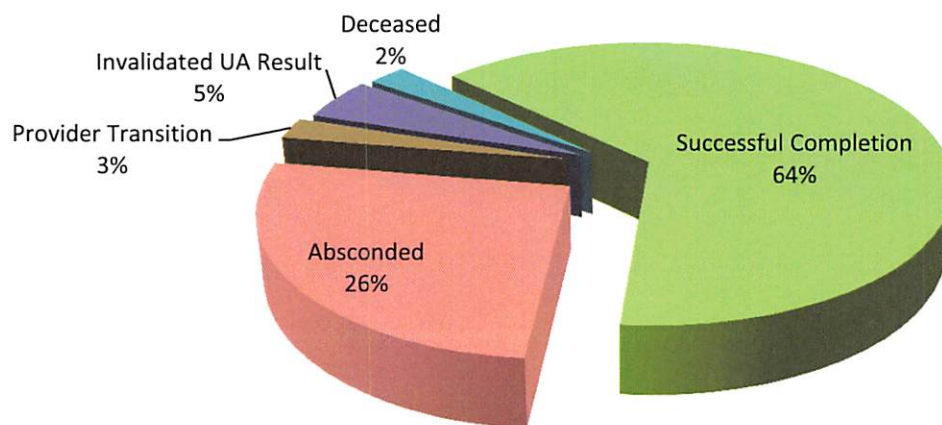
## Specialty Court Admission / Discharge Trend



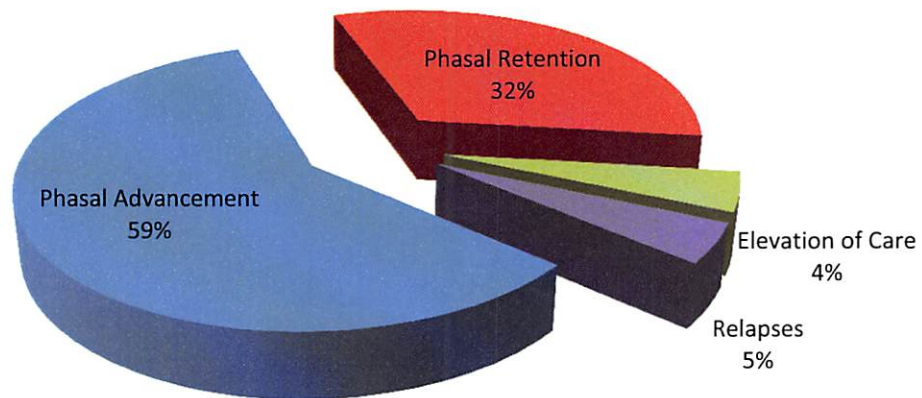
## DEC Admission / Discharge Itemization



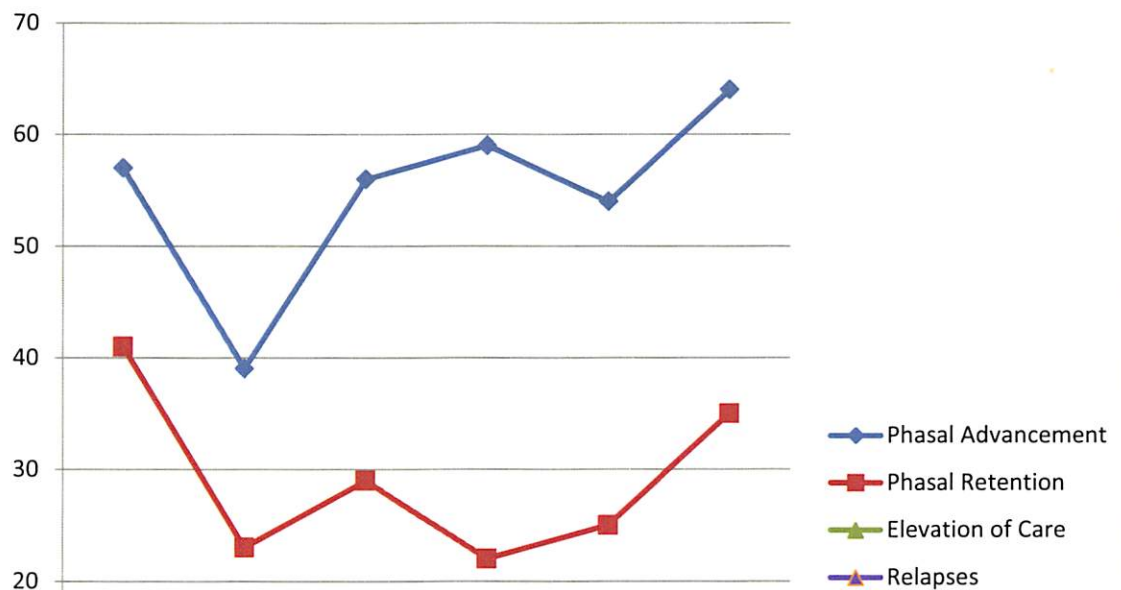
## DEC Outcome Distribution



## DEC Specialty Court Treatment Program Progression Rate



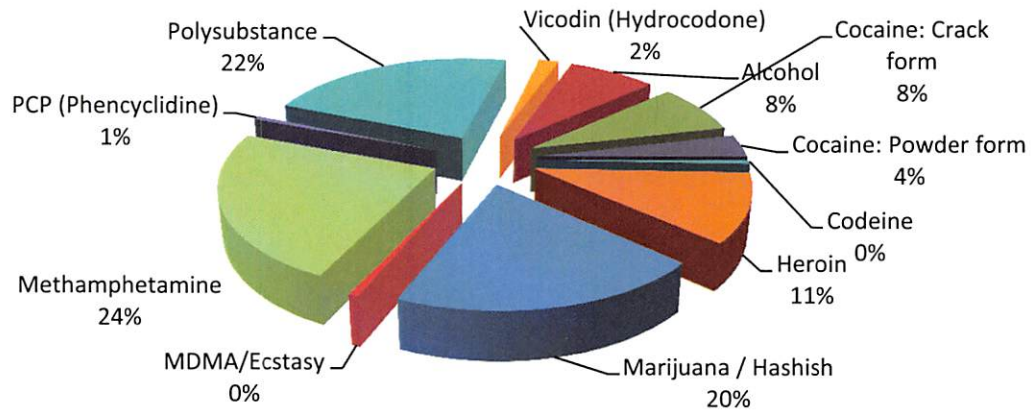
## Specialty Court Treatment Program Progression Trend



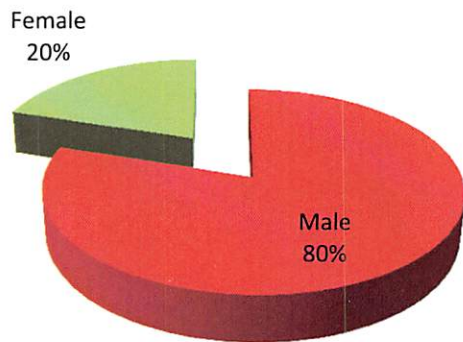
	JUL	AUG	SEP	OCT	NOV	DEC
Phasal Advancement	57	39	56	59	54	64
Phasal Retention	41	23	29	22	25	35
Elevation of Care	6	7	8	10	1	5
Relapses	9	6	10	7	3	5



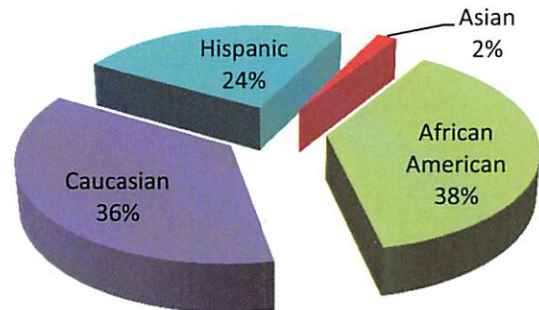
## DEC Specialty Court Participants by Reported/Observed Drug of Choice



## DEC Specialty Court Participants by Gender



## DEC Specialty Court Participants by Ethnicity



## DEC Specialty Court Participants by Funding Status

