



DALLAS COUNTY
Criminal Justice Department


Behavioral Health Steering Committee
Thursday, March 21, 2019 @ 8:30am

Agenda

1. Welcome and Call to Order
2. Review and approval of minutes from January 2019
3. SAMHSA Update *Teresa Saulsberry* (pg.8)
4. 530 Sub Committee* *Shenna Oriabure* (pgs.9-14)
5. BHLT & CSP Update *Laura Edmonds/Adapt* (pgs.15-21)
6. Jail Reports
 - Hospital Movement *Janine Capetillo* (pg.22)
 - Homeless Report *Kimberly Rawls* (pgs.23-28)
 - Mental Health Case Matches *Laura Edmonds* (pg.29)
7. Public Defenders Report *Lynn Richardson* (pgs.30-34)
8. District Attorney's Report *Lee Pierson* (Providing a Supplemental Packet)
9. Provider Reports
 - The Bridge *Kelly Kane* (pg.35)
 - Metrocare *Crystal Garland* (pgs.36-38)
 - IPS Reports *Enrique Morris/Jessica Simmons* (pgs.39-41)
10. Problem Solving Courts
 - Outpatient Competency *Janine Capetillo* (pg.42)
 - DIVERT *Keta Dickerson* (pg.43)
11. Specialty Courts CSCD *Serena McNair/Rosa Sandles* (pgs.44-47)
12. Announcements
13. Adjourn

***Action and Discussion Items**

Next Meeting: Thursday, May 16, 2019 @ 8:30 am



DALLAS COUNTY, TEXAS

Minutes of the Behavioral Health Steering Committee (BHSC) Meeting Thursday, January 17, 2019

Call to order and Introductions

Judge Kristin Wade called the meeting to order at 8:35 am. 34 staff and agency representatives/providers attended with names recorded on the meeting sign-in sheet. Introductions were done around the room.

Minutes review and approval

The minutes from the last bi-monthly BHSC meeting held on November 15, 2018 (packet pgs.1-5), were reviewed with motion and second by Lynn Richardson and Mike Laughlin, respectively for acceptance with no discussion or corrections. Motion unanimously passed accepting minutes as read without objection.

Presentation:

“OD Map and HIDTA Project”

Tina Nasheed and Lance Sumpter, Texoma High Intensity Drug Trafficking Office (HIDTA)

******They presented from 8:38 am- 9:05 am with a Q&A session held after.******

Caruth Smart Justice Grant Update (Mike Laughlin-pgs. 6-14): Judge Kristin Wade announced that Mike Laughlin has accepted the position as Pretrial Manager. She asked Mike to provide a brief description of his new work responsibilities. Mike summarized his work responsibilities.

Mike Laughlin stated pgs.8-9 show the December 2018 data. Since the beginning of the grant (April 2017), the Caruth Smart Justice program has served 26,889 individuals. The grant ended December 31, 2018 and they will provide a final data summary report to the MMHPI (Meadows Mental Health Policy Institute) team next month. The 26,889 individuals served make up 25% of the total number of bookings from April 2017-December 2018. 15% of those individuals were eligibility after determining criminal justice criteria and those who did not cash bond out. 84% were presented to the court and released. About 15-16% were rejected for release based on a variety of reasons once presented in court. Page 10 shows a summary of why some of those individuals were released before being considered and presented to the court. 31% of those individuals were not considered and presented to the court were homeless without references, declined a referral from the referring individual, or not able to verify any housing. 26% refused to participate in the interviewing process or the program. 22% were released on cash bond. Pages 10-14 shows a narrative summary of third quarter reporting through 2018 and the fourth quarter report will be distributed next month. Pages 11-14 list the Intercepts progress: Intercept 1 shows the Right Care Team’s process, Intercepts 2-4 show the jail and courthouse summary; Intercept 5 shows the treatment process and Loopback progress.

Judge Kristin Wade asked since the grant is ending would the screening process continue through the Pretrial process. Mike Laughlin answered stating there may be CSP funds available to continue performing assessments. Judge Kristin Wade stated during their judges meeting they questioned the communication process between Caruth and Pretrial's screening, so judges will not release individuals involved with this process. Laura Edmonds stated she will do further research to address this issue and inform the courts. She stated that ACS will continue their triage process and assessing individuals in jail. Because of funding and the current structure, ACS staff are only available Monday-Friday 8am-5pm. They are examining ways to adjust hours with the implementing the 24-hour bond assessment.

BHSC Data and Reports – Judge Kristin Wade

Program and Department Updates: Program/outcome data, updates, and workload reports were presented and accepted via relevant dept. /agency staff for the SAMHSA Grant, 530 Subcommittee, BHLT/CSP, Jail reports, Public Defenders, District Attorneys, Provider Reports, and Problem Solving and Specialty Courts (see packet pgs. 15-47 for details).

SAMHSA Update (Shenna Oriabure pg. 15): Shenna Oriabure stated that they received the new 5-year SAMHSA grant funding with some modifications, including serving both male and female populations, minority males ages 17-30, and various ethnicities except for Caucasian nationality. They have three individuals in treatment with one pending referral. The grant was awarded in August 2018, but because of contracts and other administrative duties, they begin the referral process in December 2018. The data shows December 2018 stats because that was when the first intake process began and they expect meeting their goal. Please send referrals to Teresa Saulsberry at Teresa.Saulsberry@dallascounty.org. If you do not have the referral form, please notify them and they will send it out. Judge Kristin Wade asked what the court requirements are to obtain the funds. Shenna Oriabure answered stating any licensed certified specialty court can receive funding for drug treatment. Judge Kristin Wade asked the committee to inform any Judges or court staff members of these funds. Shenna Oriabure stated this is a great incentive if an individual does not receive NTBHA or other grant funds that courts can use for treatment.

530 Sub Committee (Shenna Oriabure pgs. 16-17): Shenna Oriabure stated that they have an action item to be voted and approved by the BHSC committee. STAC Court submitted a request for funding for FY2019 incentives for both STAC Courts A and B of \$2,280.00 to cover incentives for 152 participants.

Judge Kristin Wade asked for a motion to approve the STAC courts request to approve \$2,280.00 for FY2019 incentives for both STAC Courts A and B of \$2,280.00 to cover incentives for 152 participants the motion was made by Laura Edmonds for approval and second by Lee Pierson. Motion unanimously passed accepting the request without objection.

Shenna Oriabure stated the next meeting is scheduled for February 13, 2019 @ 9:30am, and if you are a certified specialty court, your representation would be greatly appreciated. They plan to host more activities and events. Friday, January 25, 2019 they will host a "Delightful Discussions" and Dr. Linda K. Johnson with Lift (Literacy Instruction for Texas) will be presenting. This event will be a great networking tool to meet new Judges and court teams with various specialty courts.

BHLT & CSP Update Laura Edmonds/Adapt (Laura Edmonds pgs. 18-24): Laura Edmonds reported that CSP is funded through the 1115 waiver. Funding for the waiver will end over the next few years and will be reduced yearly until the grant ends. HHS released information regarding the funding reduction. The current maximum amount that CSP can receive for demonstration years 7 & 8 (in 2019) is \$4.4 million dollars, demonstration year 9 (2020) is \$4.3 million dollars, and demonstration year 10 (2021) is \$3.6 million dollars.

She also stated awarded funding is based on metric achievement, CSP measures, and the combination of Dallas County HHS metric achievement. Last, she stated they are working to restructure and prepare for the ending of the 1115 waiver funding.

Hospital Movement (Janine Capetillo pg. 25): Janine Capetillo stated that the data is on page 25. She stated that the hospital waiting list is consistent and there is a slight increase in wait times. Non-maximum secure hospital-males average wait times has increased to 92 days and females to 48 days, which is a slight increase. For male maximum security hospitals, the average wait time is 383 days and for females is 119 days. NGRI (Not Guilty by Reason of Insanity) cases remain a priority for admission to Vernon State Hospital and admissions usually occur every two weeks from the judgement date. Judge Kristin Wade asked Chad Anderson to provide an update regarding the new jail-based competency program. Chad Anderson stated that they would report on the program during the next BHSC meeting. For October 2018, they received 16 referrals and 17 individuals moved into the tank, 3 individuals were removed for various reasons. For November 2018, they were referred 14 individuals, 1 transferred to the state hospital, 1 was find competent, 1 not competent and recommended for OCR then transferred to the state hospital. For December 2018, 14 individuals were referred, 1 transferred to the state hospital, 3 were released or dismissed, 4 were removed and 1 was placed in the tank by mistake, 1 was found competent and 1 not competent. For January 2019, there was 1 individual pending competency and find competent for a total of 3 individuals who regained competency. Two individuals were removed and 10 in the program.

Judge Kristin Wade asked what barriers he expects as program enrollment increases. Chad Anderson answered stating communication with Parkland Hospital regarding individuals who may become aggressive, suicidal or taken to the psych infirmary. He stated once Parkland has cleared them for the psych infirmary; they release them into the general jail population without being flagged to return to the jail-based competency program tank. They are communicating with Parkland to resolve this issue. He also stated they would recommend possible changes to medication or dosages to Parkland staff for individuals with various mental health illnesses such as hallucinations, which may aid with individuals becoming competent. There were individuals they recommended for reassessment, but because their symptoms were high, and were not reassessed, or the physician believed they were too psychotic to regain competency. Last, he stated since they are a new program, there are manor procedural issues needing to be addressed. Judge Kristin Wade asked Chad Anderson to explain the program's referral process. Chad Anderson answered stating they only receive referrals from the PD's office. Lynn Richardson stated if a private attorney would like to refer their client; please contact Vickie Rice at Vickie.Rice@dallascounty.org. La'Donna Harlan asked if an individual is on suicide watch and released, how soon can they return to the jail-based competency program. Chad Anderson answered stating they are working with Parkland to address this issue because no one has been released back into the program deemed stable. Once this issue has been addressed, they will immediately return to the jail-based competency tank.

Homeless Report (Kimberly Rawls pgs. 26-31): Kimberly Rawls stated that from November 2018-December 2018, for "Unique Individuals", there was a decrease of 697 individuals. "Days in Jail" remain the same of 312 days. "Average Number of Days in Jail" decreased by two days. She stated there was an increase for "Other Attorney Type" for the "yes-Mental Health" class A misdemeanor classification of 56 days. This increase may be because of the holidays and courts being closed and believes the number will drop for January 2019. Last, she stated all other categories are consistent.

Mental Health Case Matches (Laura Edmonds pg.32): Laura Edmonds stated that the report shows individuals identified with a mental health flag out of the total number of monthly jail bookings from the JIMI Stella database. For the month of December 2018, there were 4,943 total individuals booked into jail and 3,016

unique individuals who had a mental health flag. Last, she stated the NTBHA ID (28.58%) and PAP (9.35%) flag categories represent those jailed individuals with an active mental health condition.

Public Defenders (Lynn Richardson pgs. 33-34): Lynn Richardson stated to refer to their data listed on pgs. 33-34 for the months of November to December 2018. She stated that the Misdemeanor Mental Health Court, S.E.T., and MHPD stats are for the two attorneys that handle those cases not in specialty courts. She stated to refer to the data for Randall Scott's Felony Competency and Misdemeanor Competency stats. For MI Court, she stated that she and Vickie Rice had a crisis over the weekend and were called by providers in the community because Parkland Hospital was at maximum capacity and no beds were available for APWOW persons. This is the second time within a two-month period that this has occurred. The mental health community is working diligently to resolve this issue but are experiencing challenges because of hospital closings and Parkland Hospital being filled. The only option maybe to send individuals out-of-county. Probation Court Judge Margaret Jones-Johnson has agreed to sign orders allowing individuals to be seen at out-of-county hospitals but prefer not to do so. Funding, lack of hospital beds and hospital closings are major factors contributing to the problem. Dallas Behavioral Healthcare hospital was threatened to close, but were able to receive a reprieve and are regularly monitored. Individuals with civil commitments are being admitted through that system and the criminal justice system. Last, she encourages everyone to attend the BHLT meetings and thanked Janie Metzinger for her work with legislation and informing the community of various funding opportunities.

Michaela Eckstein provided an update of the Caruth Smart Justice data as it relates to the PDs office. She provided copies of the handout and stated the data is from December 2017-November 2018. There was 1,685 misdemeanor cases for clients eligible for MHPR bonds. The PDs office represented those individuals beyond the MHPR bond hearings in 984 of those cases. There were 1,277 felony cases eligible for MHPR bonds within that same 12-month period. The PDs office represented 392 cases out of that 1,277 total of felony cases. Lynn Richardson asked Daniel Eckstein to introduced himself to the committee. Daniel introduced himself to the community and shared his experienced since working with the MHPR bond program. Lynn Richardson stated that the PDs office is partnering with Sesame Street, which they received from the NADCP (National Association of Drug Court Professionals) to help children cope with their parent's mental illness. They have received furniture and resources from Sesame Street to construct a playroom addressing any trauma children may be experiencing. She expects the grand opening sometime within the next two or three months. Please contact her at Lynn.Richardson@dallascounty.org or Vickie Rice at Vickie.Rice@dallascounty.org for more information regarding the playroom.

District Attorney's (Lee Pierson pgs. 35-36): Lee Pierson stated to refer to the data listed on pgs. 35-36 and have tracked data differently. They added the statics for NGRI (Not Guilty by Reason of Insanity) caseload, which is continuously growing. They have had many pleasant changes within their division. Julie Turnbull is the acting Chief of the Restorative Justice Department and John Carlo returned as a Penalty Attorney. The competency slot in Judge Kristin Wade's court has been restored. Annissa Obasi is in charge of STAC, Traffic, and Misdemeanor Competency courts. Last, he stated Anissa and Kendall McKimmey have been diligently working to handle any issues within those courts. Michael Laughlin asked the new name of their division. Julie Turnbull answered stating the name was previously "Reformative Justice Department" and has been changed to "Restorative Justice Department".

Provider Reports

The Bridge (Kelly Kane pg.37): Kelly Kane stated to refer to the data listed on pg. 37 and their numbers have been consistent. She stated that they have a Rapid Re-Housing program, which started the end of last year and are housing five individuals and eight are enrolled. They hope to assist 35 people. Judge Kristin Wade asked Kelly if she could send program eligibility requirements to Kimberly Rawls to distribute

to the committee. Kelly Kane answered stating they are not allowed to choose who takes part in the program, candidates come from the DOS list from MHDA, and she cannot provide that information. She also stated that they inform MHDA when they can accept more people and MDHA sends them. Last, she stated to be eligible for the program the candidate must be listed on the DOS list.

Metrocare (Crystal Garland pgs.38-39): No verbal report was provided. Judge Kristin Wade informed everyone to refer to the data provided in the packet.

IPS Reports (Enrique Morris/Jessica Simmons/Provided Data Handout): Jessica Simmons provided the committee with a handout of their statistical data. There was a slight decrease in November 2018-December 2018 numbers, but is consistent with 2017 data during those months. For Program Utilization Distribution, most of their clients are in the SUD program (57.65%), Psych 24.88%, Psych Ed (8.34%), SUD-MAT/Detox (5.88%), and Monitoring (3.24%). Both the Gender and Ethnic distributions are consistent (please refer to the data in the packet for a complete breakdown). For Drugs of Choice at Intake (self-report), most client's list cannabis as their drug of choice, 2nd is opioids and 3rd is alcohol. Last, she stated that for the SUD Program Progression Rate 50% of their clients achieved a phase advance, 38% a phase retention, and 12% of their clients had an elevation of care. Judge Kristin Wade asked the committee to inform Kimberly Rawls at Kimberly.Rawls@dallascounty.org with any speakers they would like to present at meetings. De'An Roper asked if K2 is counted in the Drug of Choice/Cannabis data. Jessica Simmons answered stating yes.

Outpatient Competency (Janine Capetillo pg. 40): Janine Capetillo stated that the data listed both 2017 and 2018 totals. She stated they began the year with 13 client misdemeanor OCR cases and 8 felony OCR cases are scheduled on the docket for today (1.17.19). Three additional individuals have been added into the misdemeanor OCR program. Last, she stated that the numbers have been consistent and expect as the JBCR (Jail-Based Competency Restoration) program continues and issues are addressed receiving more OCR referrals.

DIVERT (Keta Dickerson [Report update provided by Kimberly Rawls] pg. 41): Kimberly Rawls stated for December 2018, at the start of the month they had 141 participants, 1 new admission, DA Opt-Out and Unsuccessful Discharge were 0 participants, 10 graduates, 0 INS deportation, and ended the month with 132 participants.

Specialty Courts CSCD (Serena McNair/Rosa Sandles pgs. 42-47): Rosa Sandles stated that ATLAS court numbers increased. She stated for January 2019 they have seven new potential cases. Judge Margaret Jones-Johnson wants to expand the program. Please send referrals to her at Rosa.Sandles@dallascounty.org. DDAC, STAC, and Misdemeanor Mental Health court numbers have been consistent. STAR court numbers are consistent but would like more participants. Please send referrals to her above email address. Judge Kristin Wade asked if PRIDE court is closing. Rosa Sandles answered stating yes. Judge Kristin Wade stated to continue to send data to Kimberly Rawls at Kimberly.Rawls@dallascounty.org in a timely manner.

Announcements: Janie Metzinger provided the group with the "86th Texas Legislature Bills Related to Behavioral Health and Law Enforcement, Criminal Justice or Courts" handout. She stated that the bills listed on the handout were filed yesterday afternoon (1.16.19). The outpatient competency restoration bill was filed late yesterday (1.16.19) and is not on the list. She will send Kimberly Rawls an electronic copy to send to the committee. Some funding will be allocated for law enforcement and safety procedures. A bill was filed focusing on children trauma and those whose parents suffer with mental illness and substance abuse. Senator Jane Nelson filed Senate Bill 1, which is budget allocation. For the past three sessions, they have allocated more funding toward mental health and for the past two sessions toward hospital treatment and building new psych hospitals. They plan to build new state hospitals in the West Texas area and Dallas, TX metro area. Last, she stated this is expected to occur over the next ten years.

Stella Lee announced LaJuan McGowan as the new PD Case Manager and she will work in the Competency division. Michael Laughlin announced that MHDA would conduct their annual homeless count next Thursday, January 24, 2019 at 7:00 pm. He will send Kimberly Rawls the link to send to the committee. Last, he stated that the Dallas FUSE Project is working on a Homeless Diversion grant to receive United Way funds. The grant awards for 3-years starting in July 2019 of \$600,000 annually with a 50% match from community providers, toward community impact, and transitional and permanent housing. The grant will fund housing navigators in three shelters and one or two in the jail. Austin Street Shelter, The Bridge, Salvation Army, and City Square have all agreed to match 50%.

Adjournment

Judge Kristin Wade adjourned the meeting at 9:48 am. The next meeting is set for Thursday, March 21, 2019, at 8:30am in the same location. A reminder was provided to everyone to submit their monthly stats to Kimberly Rawls at Kimberly.Rawls@dallascounty.org via email by the 2nd Friday of each month for tracking and distribution.

Department of Criminal Justice
 FY2019 SAMHSA Grant Project

	Dec	Jan	Feb	Mar	Apr	May	June	July	Aug	Sept	FY2019 Total
Nexus											
New Female Admissions	2	0	1								3
Nexus											
Average Days in Jail from Referral to Admission	8	5	0								5
Homeward Bound											
New Male Admissions	0	2	1								3
Homeward Bound											
Average Days in Jail from Referral to Admission	0	4	20								8
Successful Treatment Completions	0	0	2								2
Unsuccessful Treatment Completions	0	0	0								0
Program Referral Follow-Ups (running total per grant year)											
Graduated Court Program											0
Active In Court Program											0
Active In Inpatient Treatment											2
Active in Peer Recovery Services											6
In Jail											0
Re-Arrested and Released to Community											0
Re-Arrested and Released to Further Treatment											0
Released to TDCJ or State Jail											0
Active Warrant (Absconded)											0



Behavioral Health Steering Committee

530 Fund Sub-Committee

December 12, 2018

Attendees

Laura Edmonds, Keta Dickerson, Ruth Kaiser, Lynn Richardson, Serena McNair, Bryan Smith, Julie Turnbull, Kimberly Duran, and Stephanie Gonzales

Review/Approval of Minutes

Laura Edmonds called the meeting to order at 9:39am and asked for a motion to approve the minutes. Ruth Kaiser made a motion to approve the minutes. Lynn Richardson seconded the motion and the minutes were accepted by the group.

530 Fund Balance and Update

An update of the 530 Fund Balance was provided. Currently the balance for the Felony account (4020) is \$133,046.06; the Misdemeanor account (4031) is \$57,185.26 for a total of \$190,231.32. Laura Edmonds provided an overview the 530 Fund FY 2018 expenditures.

Request for Funding

STAC Court submitted a request for funding. They requested \$2,280.00 for the FY2019 incentives for both STAC Court A and B. This will cover incentives for a total of 152 participants. Julie Turnbull made a motion to approve this request for funding, and it was seconded by Lynn Richardson. This request will be reviewed and voted on during the January BHSC meeting.

2019 TASC

Discussion took place about the annual Texas Association of Specialty Courts Conference (TASC), which will take place April 10-12, 2019. Stipends from the Texas State Office of the Governor were released to the various certified Dallas County specialty courts. The Sub-Committee discussed and proposed using 530 training funds to provide \$1,000 stipends to two team members from each certified specialty courts. Team members who can utilize the 530 stipends will be limited to Judges, Public Defenders, Assistant District Attorneys, and Coordinators. If total 530 stipends are utilized for TASC, then this should cost the 530 fund their full allotted FY2019 training budget of \$30,000. It was discussed with the group that any future training needs that arise could be covered by other 530 funds if all training funds are exhausted. This TASC stipend plan was voted on by the Sub-Committee. Keta Dickerson made a motion to approve it, and it was

seconded by Lynn Richardson. Keta stated that instructions a stipend application form would be distributed to all courts by Shenna Oriabure upon her return on 12/17/2018.

Bus Pass Distribution

Ms. Dickerson discussed bus passes that are available for all specialty courts. A log was provided to the Sub-Committee showing the amount allotted for FY2019 and date that bus passes were requested. She informed the group that if there are any requests for bus passes to please contact Shenna Oriabure. Those receiving bus passes should complete the log showing they are received and maintain a log for bus passes that are distributed to specialty court participants. Ms. Dickerson also informed the Sub-Committee that the DART daily rate has changed, but she did receive confirmation from DART that they will still honor the existing bus passes that are being distributed.

Presentation: Jason Brazell from the Haven

Jason Brazell, Vice President of The Haven, provided a brief presentation on their services to the Sub-Committee. The Haven is a medical detox facility located in Sherman, Texas that works specifically with individuals with Medicare or Medicaid, as well as private insurance. They provide short-term medical detox and Medicated Assisted Treatment (MAT) services, and then assist with discharging them to the appropriate care facility (inpatient, intensive outpatient, etc.). Members in attendance inquired on their ability to service indigent referrals and Mr. Brazell clarified that they are unable to serve indigent individuals, but do work with those on Medicaid or Medicare. He also stated that they provide direct transportation to take the individual from their current location to The Haven. Pamphlets and contact information was provided to meeting attendees regarding further information on their services.

Training/CCIF Collaboration

Laura Edmonds informed the group that an inquiry was made to NTBHA to see if an abbreviated cultural competency training could be provided to Dallas County specialty courts. NTBHA informed us that due to the nature of the training, it was currently not possible to put on an abbreviated one. Next steps to find an option were discussed. The Sub-Committee decided to revisit the option previously shared by Judge Bennett. Lynn Richardson also stated she would share a cultural competency training that was distributed by NADCP. Kimberly Duran inquired if 530 funds and CCIF funds could be used to provide more extensive training on the HEAT curriculum to specialty courts, and that the HEAT training provides one day of cultural competency training. Keta Dickerson said that the SAMHSA grant has some funding for HEAT training built in and she would see if this can be utilized. The Sub-Committee also discussed that if a large amount of funding was used to put on this training, strong commitment and buy-in would be needed from CSCD. Serena McNair stated she would check further with CSCD leadership and their training department.

Texas State Office of the Governor Update

Keta Dickerson reported that all specialty courts need to be sure that they are in compliance with best practice and in communication with OOG of any areas of non-compliance as OOG will be stricter with this in 2019. Julie Turnbull also reported that TASC is working to make a legislative push for more funding for specialty courts.

Announcements

Serena McNair reported that Judge Elect Rocky Jones will be taking over Atlas Court in 2019. Keta Dickerson reported that the SAMHSA grant is now accepting referrals. She clarified for the group that it serves women and minority males ages 17-30. Minority males for the purpose of the grant are African-American and Hispanic males.

Adjourn

The meeting was adjourned at 10:37 am and will reconvene on 2/13/2019 @9:30am.



Behavioral Health Steering Committee

530 Fund Sub-Committee

February 13, 2019

Attendees

Judge Kristin Wade, Laura Edmonds, Judge La'Donna Harlan, Bryan Smith, Julie Turnbull, Kimberly Duran, Chief Lynn Richardson, Vickie Rice, Shenna Oriabure, Serena McNair, Judge Jennifer Bennett, Keta Dickerson

Review/Approval of Minutes

Shenna Oriabure called the meeting to order at 9:37am and asked for a motion to approve the minutes. Judge Wade made a motion to approve the minutes. Laura Edmonds seconded the motion and the group accepted the minutes.

530 Fund Balance and Update

Shenna Oriabure provided an update of the 530 Fund Balance. Currently the balance for the Felony account (4020) is \$139,417.84; the Misdemeanor account (4031) is \$55,405.43 for a total of \$194,823.27. Shenna provided an overview of the 530 Fund FY 2019 expenditures. Shenna advised there would be an increase in expenditures in the upcoming months due to the TASC conference.

Drug Testing

Shenna Oriabure presented 530 specialized drug testing utilization thus far for FY19. Total invoiced under the drug testing line item is \$1,497.80. Therefore, the line item has a balance of \$8,502.20. Shenna advised a good average amount spent for drug testing each month is approximately \$1,000. The contracted laboratory has added an additional drug testing option for "Fentanyl Premium." Each fentanyl premium test cost \$110. The premium tests 29 chemical compounds as opposed to the 11 chemical compounds tested by the basic fentanyl test. Due to the recent election and changes in specialty court Judges, Shenna will send a broadcast to all specialty courts with the drug testing protocol and procedures. Vickie Rice asked if 530 would make drug testing available to special dockets, programs, and other non-certified specialty courts. Vickie advised these courts have limited funding and inquired how 530 funds could assist. Laura Edmonds took the inquiry under advisement. The 530 fund cannot be utilized for non-certified specialty courts, dockets, or programs. Judge Wade suggested the courts utilize the court's DDA to fund drug testing. Shenna advised 530 could assist by increasing the testing presence in certified specialty courts to allow CSCD to complete more drug testing in other non-

certified court, which already have a CSCD presence. Vickie asked if the non-certified specialty courts would receive the same rates as certified courts through the contract vendor, Redwood Toxicology. All Dallas County courts should be able to obtain the same rates as CSCD.

Request for Funding

DDC received approval of \$525 for FY18 incentives but did not expense the money until FY19. Shenna Oriabure called for a motion to approve the purchased incentives be applied for FY18. Lynn Richardson made a motion to approve the request; motion seconded by Judge Wade. The group approved the motion. 4C Court submitted a request for \$2,880.00 for FY19 from the line item incentives. The incentives are for 192 participants (192 x \$15). Judge Wade made a motion to approve the request for funding; motion seconded by Julie Turnbull. The group approved the motion. MHJD/SET submitted a request for \$850 for inpatient treatment. Lynn made a motion to approve the request; motion seconded by Judge Harlan. The group approved the motion. Veterans Court submitted a request for \$388.84 from the training line item to send PD Janie Martin to a Veterans Justice Clinic in Austin, Texas. Judge Wade moved to approve the request; motion seconded by Judge Harlan. The group approved the motion. Review and voting on these requests will occur at the March BHSC meeting. Shenna encouraged all specialty courts to request incentive funding now. Therefore, the courts will be able to simply provide receipts and obtain reimbursement as opposed to making request at the time of need and waiting for approval from the bi-monthly BHSC meetings.

2019 TASC

Discussion took place about the annual Texas Association of Specialty Courts Conference (TASC), which will take place April 10-12, 2019. The group previously approved \$1,000 stipends to send two team members from each certified specialty courts utilizing 530 funds. 530 stipend applications were distributed and twenty-one requests were received. The breakdown for the stipend requests is as follows: Public Defenders-5, Assistant District Attorneys-5, Coordinators-5, and Judges-8. PRIDE is now inactive and did not request any stipends. Veterans Court did not request any stipends. Misdemeanor DWI and DDC requested only one out of two possible stipends each. All other certified specialty courts requested two stipends per court. Judge Wade requested stipend recipients be made fully aware of restrictions related to reimbursement.

Training/CCIF Collaboration

Kimberly Duran asked for input regarding the H.E.A.T. training. Keta Dickerson advised Dr. Love had concerns regarding the appropriateness of the training. Lynn Richardson expanded on concerns about the applicability of the H.E.A.T training beyond the original target population of African American males. Kimberly relayed the information she obtained directly from the H.E.A.T. developers. Kimberly stated she asked if the information is translatable to other cultures and the developers indicated "yes." Kimberly stated it is beneficial to have a facilitator who is an ethnic minority but it is not required. The training would be available to the specialty courts but each specialty court would decide on utilization. Kimberly advised the curriculum can replace IOP/SOP or be incorporated in an existing IOP/SOP. Kimberly stated IPS is interested in sending a couple of employees to the H.E.A.T. training. Serena McNair advised the specialty court judges would have to sign off on adding a new curriculum. Discussion ensued on CSCD's role, commitment, and capacity for the H.E.A.T. curriculum. Tall Cop will be presenting at the Frank

Crowley Courthouse on March 22, 2019. The funding for the presentation should be less than the previously quoted \$2,900 as the presenter's travel cost has significantly decreased due to relocation to the Dallas area. Shenna Oriabure encouraged the group to attend and invite colleagues. There are plans to bring multicultural training to the specialty courts sponsored by North Texas Behavioral Health Authority (NTBHA). The group was encouraged to offer ideas for upcoming trainings.

Texas State Office of the Governor Update

Shenna Oriabure advised specialty court grants are due to the Office of the Governor (OOG) by February 28, 2019. Shenna encouraged the grant writers to communicate with court staff and Judge to complete grant. Keta advised grant progress reports are due on March 20, 2019 but it is unknown what data is required. Keta has emailed the OOG regarding progress reports and was advised the OOG is no longer using the Texas A&M research center. Keta recommended continued collection of the data requested in the previous grant year but advised the requested data may change. Lynn Richardson asked if a grant was denied or had problems should the court not try to ascertain the reasoning behind the decision. Keta advised when a grant is lost or receives reduced funding the OOG informs the grant writer of the reasoning. The grant writer must then notify the appropriate specialty court personnel to make adjustments to get funding reinstated. Keta advised all certified specialty courts must comply with best practices. Keta recommended courts monitor the occurrence of too many low risk and low needs participants, which is contrary to best practice standards. Low risk and low needs as identified by the TRAS caused some courts to lose funding. Serena advised the effects of reduced OOG funding is evident. Serena advised CSCD cannot sustain some previous functions at the same level as years past. Specifically, Serena mentioned drug-testing capacity as affected by funding limitations. Serena advised of the significance of drug testing as a best practice. Laura Edmonds advised CSCD could funnel drug testing through 530. Serena informed of possible changes to the now inactive PRIDE court that may restart with some different criteria.

Announcements

Vickie Rice advised numerous employees of the Public Defender's Office met with Metrocare representatives to discuss policies and procedures. Vickie advised the meeting was informative and beneficial. Vickie would like to facilitate a similar meeting and open the meeting to other Dallas County departments. Serena McNair advised some judges want to have a specialty court fair to bring awareness about specialty courts. The fair would occur in the community at multiple and various sectors of Dallas County. The group was reminded of the TASC flag competition.

Adjourn

The meeting adjourned at 10:37 am and will reconvene on 3/13/2019 @9:30am.



Crisis Services Project

CSP Total

DY8 CSP Monthly Report_No Graphs(with LCN)

Last Refresh: 2/28/19 at 9:39:07 AM GMT-06:00

	Past Year Avg	2019-01	Average:	Sum:
Total Service Episodes:	768	331	331	331
Total Unique CID:	589	325	325	325
Total Unique SID:		324	324	324
% Change to DY 4 by CID		55.18%		

Total Encounters by Type:	2019-01	Average:	Sum:
Triage	331	331	331
Care Coordination	1,835	1,835	1,835
F2F Encounter	294	294	294
Sum:	2,460	2,460	2,460

F2F Encounter	2019-01	Average:	Sum:
MHPR Bond	175	175	175
Non-MHPR	119	119	119
Sum:	294	294	294

	2019-01	Average:	Sum:
<u>Service Episodes:</u>	331	331	331
<u>Unique Consumers:</u>			
By N* ID	113	113	113
By LCN	101	101	101
By Client ID	111	111	111
TOTAL Unique Consumers:	325	325	325
TOTAL Unique Consumers as %:	98.19%		

	2019-01	Average:	Sum:
<u>Unique F2F:</u>			
By N* ID	82	82	82
By LCN	80	80	80
By Client ID	93	93	93
TOTAL Unique F2F:	255	255	255
TOTAL Unique F2F as %:	86.73%		

	Average:	Sum:
<u>F2F Percentages:</u>		



Crisis Services Project

Frank Crowley
 DY8 CSP Monthly Report_No Graphs(with LCN)
 Last Refresh: 2/28/19 at 9:39:07 AM GMT-06:00

<u>Encounters by Type:</u>	2019-01	Average:	Sum:
Triage	331	331	331
Care Coordination	1,835	1,835	1,835
F2F Encounter	294	294	294
TOTAL Encounters:	2,460	2,460	2,460

<u>Female:</u>	2019-01	Average:	Sum:
Black	14	14	14
Hispanic	4	4	4
Unknown	1	1	1
White	9	9	9
TOTAL Female:	28	28	28

<u>Male:</u>	2019-01	Average:	Sum:
Black	68	68	68
Hispanic	12	12	12
Other	3	3	3
White	28	28	28
TOTAL Male:	111	111	111

Triage 12 w/F2F	191
Recidivism 12-12 w/F2F	5
Recidivism 12-12 w/F2F Percentage	2.62%

	January
Year MO	2019/01
Recidivism 12-12	5
Triage 12	191
Recidivism 12-12%	2.62%

Transicare Reporting

Crisis Services Project

	2018-10	2018-11	2018-12	2019-01	TOTAL
Beginning Census	117	121	114	98	
Referrals	19	21	6	29	75
Admissions					
Referred Admitted	7	0	0	0	7
No Admit Client Refusal	1	0	0	0	1
No Admit Criteria	1	0	0	0	1
No Admit Structural	0	0	0	1	1
Pending	10	21	0	28	59
<i>Prior Pending</i>					
Pending Admitted	20	9	4	5	38
No Admit Client Refusal	1	1	0	0	2
No Admit Criteria	1	0	0	0	1
No Admit Structural	7	2	13	12	34
Total Admissions	27	9	4	5	45
Discharges					
Success Transfer	5	4	3	1	13
DC Midterm Disengage	4	7	12	3	26
DC Rapid Disengage	6	3	2	0	11
DC Structural	8	2	3	0	13
Total Discharged	23	16	20	2	61
Active End Of Month	121	114	98	101	
Outcome Data					
<i>Terrell State Hospital Linkages</i>					
≤7 Connect To Prescriber	5	9	7	9	30
Missed ≤7 Day Connect	2	0	0	0	2
≤30 Connect To Prescriber	7	9	7	9	32
Missed ≤30 Day Connect	0	0	0	0	0
Total Missed Metric	0	0	0	0	0
Total Released	7	9	7	9	32
Cummulative ≤7 Connect %	71.4%	87.5%	91.3%	93.8%	93.8%
Cummulative ≤30 Connect %	100.0%	100.0%	100.0%	100.0%	100.0%
Missed Metric	0.0%	0.0%	0.0%	0.0%	0.0%
<i>Unduplicated Served</i>					
Monthly Unduplicated	141	95	83	109	
DSRIP YTD Unduplicated Served	141	144	150	172	
<i>Encounter Data</i>					
F2F Encounter	757	698	554	768	2777
Care Coord	44	19	31	40	134
Total	801	717	585	808	2911

Salvation Army Bed

	<i>Name & ID</i>	<i>Start Date</i>	<i>End Date</i>	<i># of Days</i>		<i>reason for discharge</i>
	Baker,Jonathan-8529	10/1/18	1/14/19	105		unsuccessful
	Robinson,Timothy-8406	12/12/18		50		
	Lewis,Shamond-8151	12/6/18	1/24/19	49		unsuccessful
	Carpenter,Anthony-8493	12/27/18	1/24/19	28		unsuccessful
	Burns,Jimmy-8096	1/17/19		14		
	Dressell,Craig-8367	1/29/19		3		
	Jackson,Alvin-8962	1/28/19		4		

Forensic Diversion Unit (FDU) Report

	Jan-19	Feb-19	Mar-19	Apr-19	May-19	Jun-19	Jul-19	Aug-19	Sep-19	Oct-19	Nov-19	Dec-19
Beginning Census:	48	28										
Number of Referrals Received from CSP:												
Adapt	5	0										
Metrocare	0	1										
District Attorney's Office	0	0										
Public Defender's Office	2	4										
Number not accepted due to:												
Qualified for another LOC	2	0										
Did not meet LOC required	0	1										
Other	1	0										
Number of Admissions:	1	4										
Service Utilization:												
Total Face to Face	365.25	137.4										
Total Engagement/Service Coordination	18	16.58										
Number of Higher Level of Care Episodes:												
Emergency Room (medical)	1	1										
23-hour observation (psych)	1	0										
Inpatient (med/psych)	2	0										
Jail Book-in	1	0										
Number Discharged:	7	10										
Reasons for Discharge:												
Graduate	0	1										
Client Disengagement	3	4										
Extended Jail Stay (case-bycase basis)	3	2										
Other	1	0										
End of Month Stats:												
# of Clients waiting to be Released from Jail	5	4										
# of Active FDU Clients	37	18										
Total	42	22										
Maximum Census	50	33	33	33	33	33	33	33	33	33	33	33

Jail Competency Stats 2019

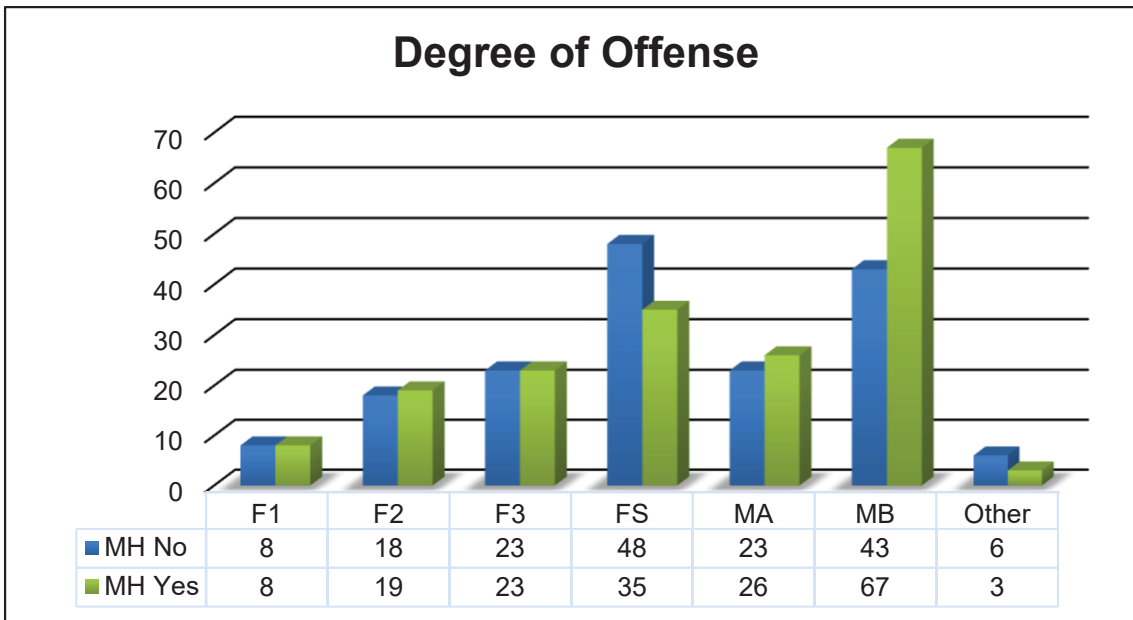
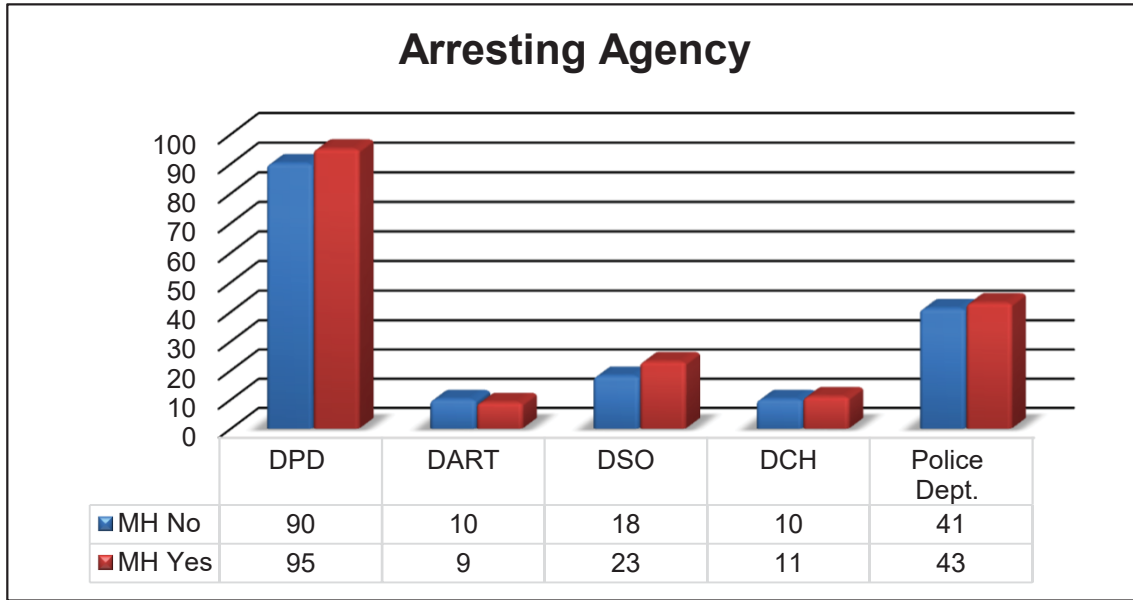
	Jan	Feb	March	April	May	June	July	Aug	Sept	Oct	Nov	Dec
Active												
New Evals - Incompetent	51	61										
Waiting for the hospital - End of month	157	157										
Maximum Secure Facility	62	59										
Non-Maximum Secure Facility	95	98										
Returned to jail from the hospital	26	22										
Closed												
New Evals - Competent	44	33										
Admitted to the state hospital	39	37										
Maximum Secure Facility	7	6										
Non-Maximum Secure Facility	32	31										
Total Competency Evaluations Completed	95	94										
Average Wait Times												
Non-Maximum Secure Hospital -- Males									101 days			
Non-Maximum Secure Hospital -- Females									50 days			
Maximum Secure Hospital: Article 17.032(a) charges -- Males									397 days			
Maximum Secure Hospital: Article 17.032(a) charges -- Females									140 days			
Maximum Secure Hospital: NGRI -- Males									NGRI cases will now take priority for admission to Vernon State Hospital. Expected admission time is < 30 days			
Maximum Secure Hospital: NGRI -- Females												

*Note: All individuals who are found Not Guilty by Reason of Insanity (NGRI) or found incompetent to stand trial with an offense listed in Article 17.032(a) of the Code of Criminal Procedure must be sent to the maximum-secure hospital in Vernon. All wait times are approximate.

Homeless Report January 2019

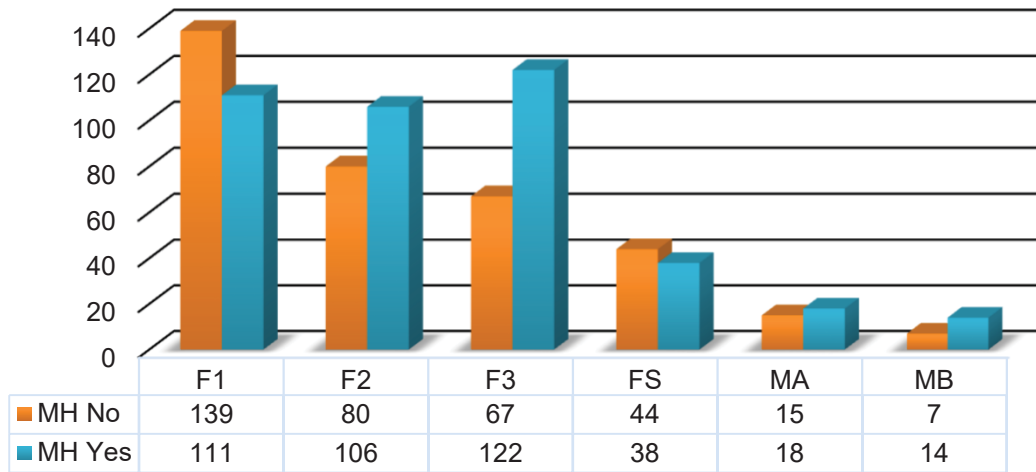
Unique Individuals
Days In Jail
Average Number of Days in Jail

2019
334
15,625
45

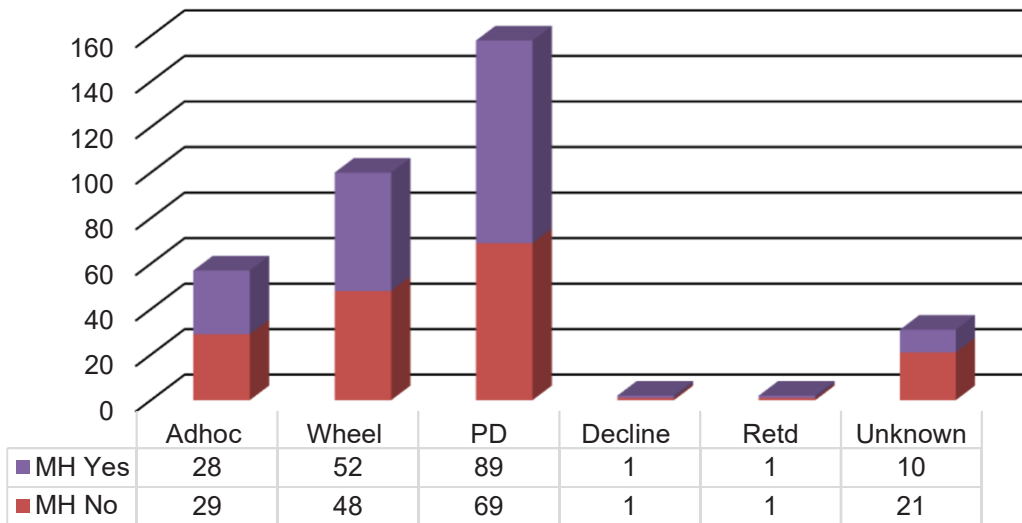


Homeless Report January 2019

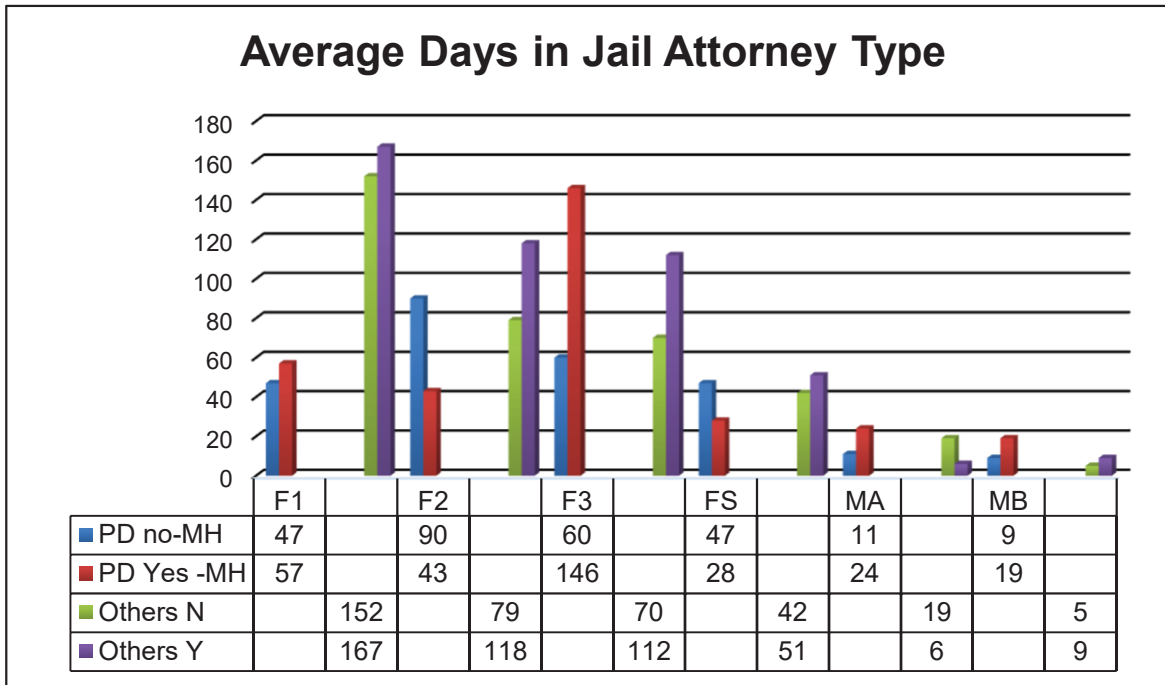
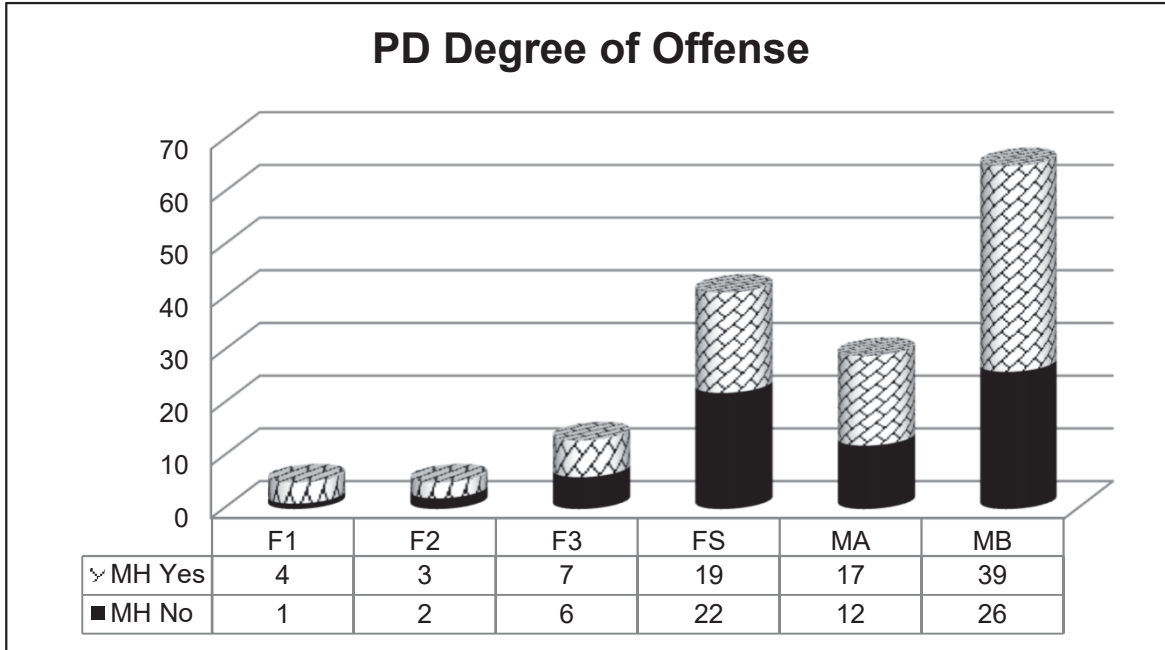
Average Days in Jail



Attorney Type



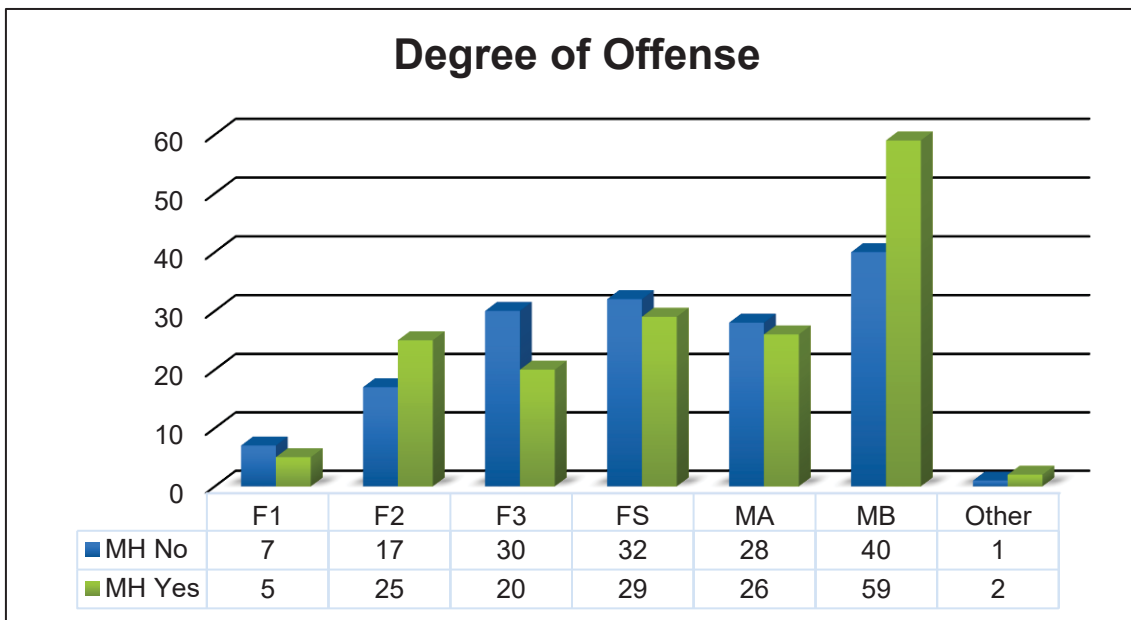
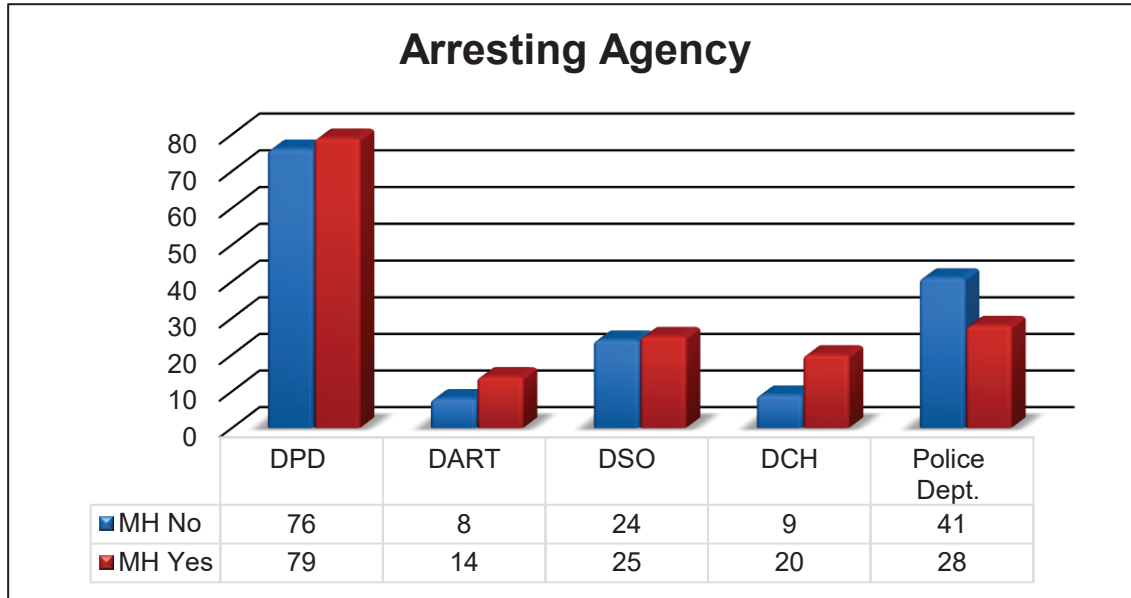
Homeless Report January 2019



Homeless Report February 2019

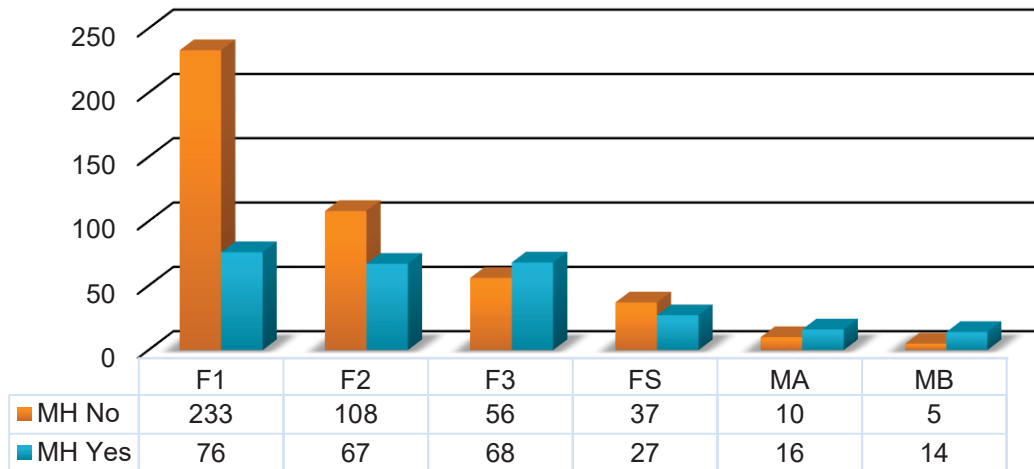
Unique Individuals
Days In Jail
Average Number of Days in Jail

2019
321
12,023
37

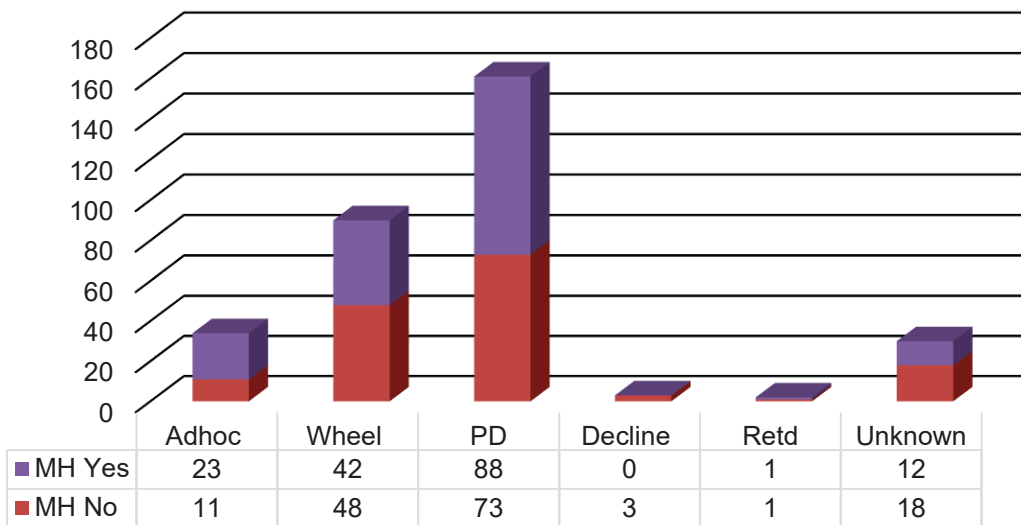


Homeless Report February 2019

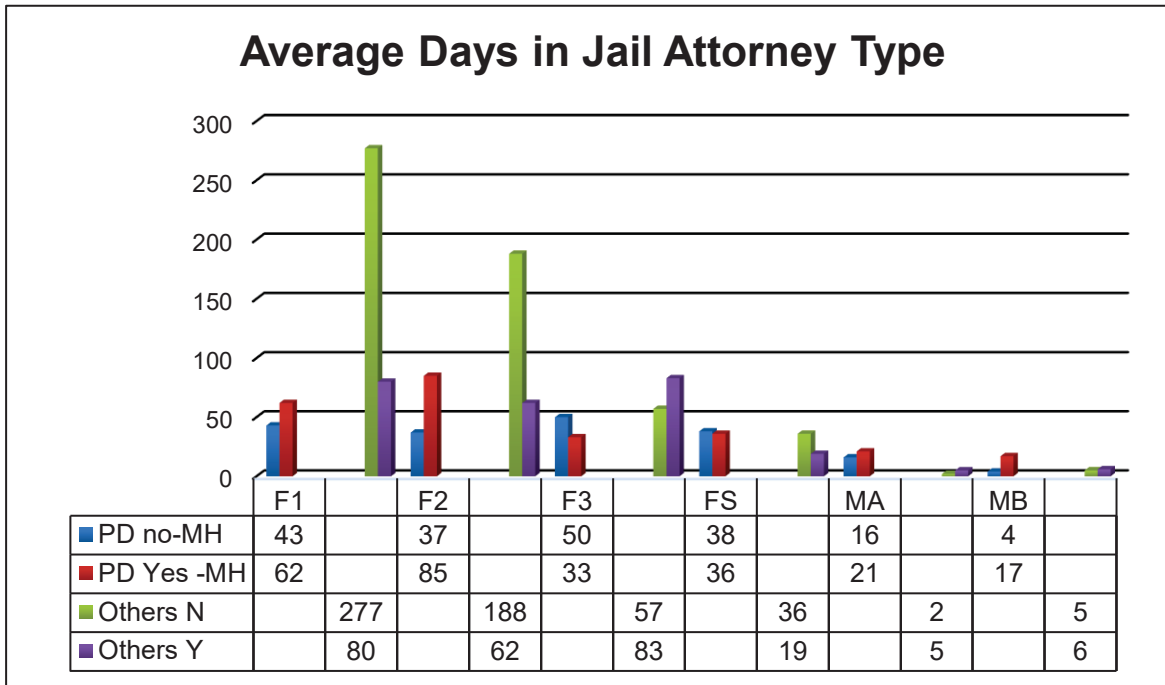
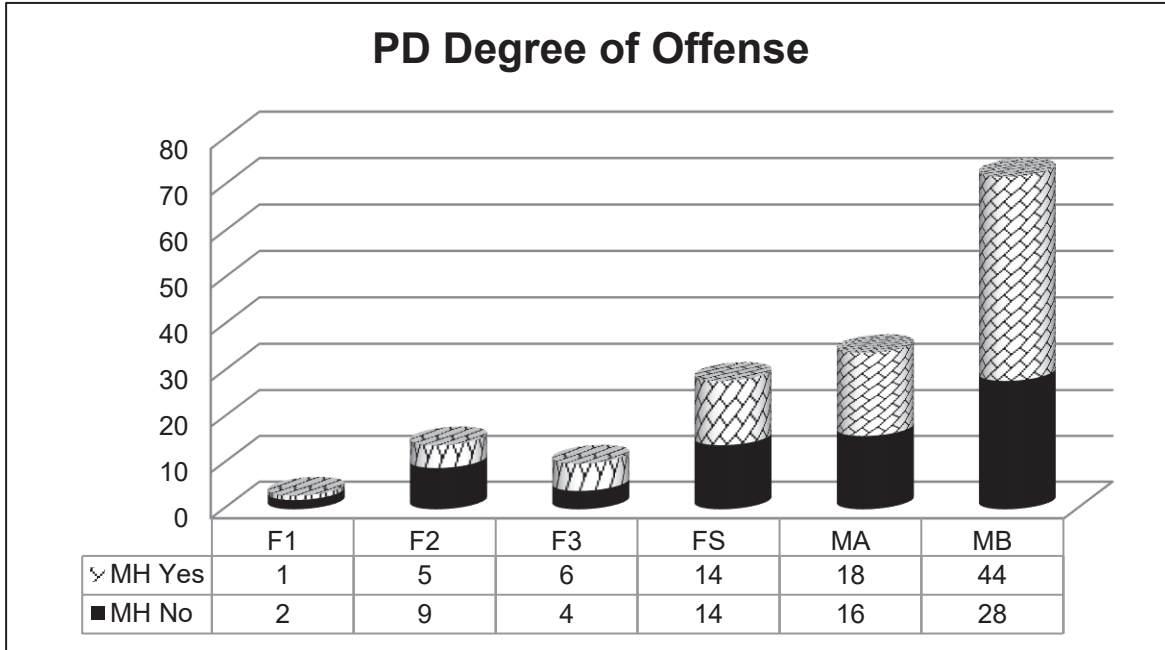
Average Days in Jail



Attorney Type



**Homeless Report
February 2019**



Monthly JIMI/STELLA Jail Mental Health Flag Report

2018 TOTALS

	Total Bookings	Total Unique Individuals Flagged for Mental Health	Mental Health Flag Categories:	NorthStar ID	NTBHA ID	TLETS Match	PAP Flag	MH AIS Flag
YEARLY 2018 TOTAL	64,206	40,073	Percentages	12,254 30.68%	8,509 21.76%	12,339 42.21%	4,138 10.31%	24,357 60.64%

2018 TOTALS

MONTH	Total Bookings	Total Unique Individuals Flagged for Mental Health	Mental Health Flag Categories:	NorthStar ID	NTBHA ID	TLETS Match	PAP Flag	MH AIS Flag
Jan-19	5,488	3,428	Percentages	922 26.90%	841 24.53%	1,472 42.94%	357 10.41%	2,098 61.20%
Feb-19	5,089	3,314	Percentages	935 28.21%	812 24.50%	1,302 39.29%	375 11.32%	2,164 65.30%
Mar-19			Percentages					
Apr-19			Percentages					
May-19			Percentages					
Jun-19			Percentages					
Jul-19			Percentages					
Aug-19			Percentages					
Sep-19			Percentages					
Oct-19			Percentages					
Nov-19			Percentages					
Dec-19			Percentages					

*Note: Data listed above is reflective of unique individuals who receive at least one mental health flag from one of the identified categories. Individuals may be flagged in more than one category. Percentages above are indicative of that specific mental health flag category only.

Mental Health Flag Categories Explained

NorthStar ID:	Individuals who have an identified service utilization history and service ID from the previous mental health Northstar system
NTBHA ID:	Individuals who have an identified service utilization and service ID from the current mental health NTBHA system
TLETS Match:	Texas Law Enforcement Telecommunications System, Flags sent from DPS that shows individuals who have any history of state-paid MH service
PAP Flag:	Parkland Jail Health Psychological Assessment Program
MH AIS Flag:	Individuals flagged for mental health concerns through the booking process (from the gold form)

203/HAWTHORNE

MONTH	BEGINNING # OF PENDING CASES	+NEW CASES RECEIVED THIS MONTH	=TOTAL CASES	TBJ	TBC	PLEAS	REV	GRADUATES	PROBATION MODIFICATIONS	DISMISSALS	OTHERS	TOTAL DISPOSITIONS	ENDING # PENDING CASES **	CURRENT PARTICIPANTS	FORMER ATLAS PARTICIPANTS	BOND	
December	37	0	37	0	0	0	0	9	0	3	0	12	25	5	1	0	4

203/HAWTHORNE

MONTH	BEGINNING # OF PENDING CASES	+NEW CASES RECEIVED THIS MONTH	=TOTAL CASES	TBJ	TBC	PLEAS	REV	GRADUATES	PROBATION MODIFICATIONS	DISMISSALS	OTHERS	TOTAL DISPOSITIONS	ENDING # PENDING CASES **	CURRENT PARTICIPANTS	FORMER ATLAS PARTICIPANTS	BOND
December	28	0	5	33	0	0	1	1	8	10	23	13	1	13		

203/HAWTHORNE

MONTH	BEGINNING # OF PENDING CASES	+NEW CASES RECEIVED THIS MONTH	=TOTAL CASES	TBJ	TBC	PLEAS	REV	GRADUATES	PROBATION MODIFICATIONS	DISMISSALS	OTHERS	TOTAL DISPOSITIONS	ENDING # PENDING CASES **	CURRENT PARTICIPANTS	FORMER ATLAS PARTICIPANTS	BOND	
December	39	1	40	0	0	0	0	6	0	0	1	8	32	22	2	0	20

203/HAWTHORNE

MONTH	BEGINNING # OF PENDING CASES	+NEW CASES RECEIVED THIS MONTH	=TOTAL CASES	TBJ	TBC	PLEAS	REV	GRADUATES	PROBATION MODIFICATIONS	DISMISSALS	OTHERS	TOTAL DISPOSITIONS	ENDING # PENDING CASES **	CURRENT PARTICIPANTS	FORMER ATLAS PARTICIPANTS	BOND
December	221	14	235	0	5	4	0	6	0	0	3	0				
L. Stratner	219	7	226	0	1	3	2	7	0	0	5	12				

203/HAWTHORNE

MONTH	BEGINNING # OF PENDING CASES	+NEW CASES RECEIVED THIS MONTH	=TOTAL CASES	TBJ	TBC	PLEAS	REV	GRADUATES	PROBATION MODIFICATIONS	DISMISSALS	OTHERS	TOTAL DISPOSITIONS	ENDING # PENDING CASES **	CURRENT PARTICIPANTS	FORMER ATLAS PARTICIPANTS	BOND
M. Harden	135	11	0	0	0	4	1	2	1	5	3	0	0	0	6	8
R. Scott	191	55	0	0	0	1	0	27	0	18	4	0	0	0	0	18

203/HAWTHORNE

MONTH	BEGINNING # OF PENDING CASES	+NEW CASES RECEIVED THIS MONTH	=TOTAL CASES	TBJ	TBC	PLEAS	REV	GRADUATES	PROBATION MODIFICATIONS	DISMISSALS	OTHERS	TOTAL DISPOSITIONS	ENDING # PENDING CASES **	CURRENT PARTICIPANTS	FORMER ATLAS PARTICIPANTS	BOND
December	10	1	0	0	0	0	0	0	0	0	0	0	0	0	0	2

203/HAWTHORNE

MONTH	BEGINNING # OF PENDING CASES	+NEW CASES RECEIVED THIS MONTH	=TOTAL CASES	TBJ	TBC	PLEAS	REV	GRADUATES	PROBATION MODIFICATIONS	DISMISSALS	OTHERS	TOTAL DISPOSITIONS	ENDING # PENDING CASES **	CURRENT PARTICIPANTS	FORMER ATLAS PARTICIPANTS	BOND			
December	99	13	0	20	0	0	43	0	0	0	0	0	19	4	5	4	16	21	
C. Cox	165	0	0	0	152	0	0	11	0	0	2	0	0	0	0	0	3	11	11
R. Black	87	0	54	0	0	8	0	0	0	24	1	0	0	0	0	0	3	0	7

203/HAWTHORNE

MONTH	BEGINNING # OF PENDING CASES	+NEW CASES RECEIVED THIS MONTH	=TOTAL CASES	TBJ	TBC	PLEAS	REV	GRADUATES	PROBATION MODIFICATIONS	DISMISSALS	OTHERS	TOTAL DISPOSITIONS	ENDING # PENDING CASES **	CURRENT PARTICIPANTS	FORMER ATLAS PARTICIPANTS	BOND
December	1196	181	46	6	52	83	54	29	26	3						

203/HAWTHORNE																	
FY2019 ATLAS STATISTICS																	
MONTH	BEGINNING # OF PENDING CASES	+NEW CASES RECEIVED THIS MONTH	=TOTAL CASES	TBJ	TBC	PLEAS	REV	GRADUATES	PROBATION MODIFICATIONS	DISMISSALS	OTHERS	TOTAL DISPOSITIONS	ENDING # PENDING CASES **	CURRENT PARTICIPANTS IN CUSTODY	FORMER ATLAS PARTICIPANTS	BOND	
January	25	4	29	0	0	0	2	0	1	0	0	3	26	6	0	6	6

FY2019 MISDEMEANOR DIVERT MENTAL HEALTH COURT STATS CCCAP1/WADE													
MONTH	BEGINNING # OF PENDING CASES	+NEW CASES RECEIVED THIS MONTH	=TOTAL CASES	TBJ	TBC	PLEAS	DISMISSALS	OTHER	TOTAL DISPOSITIONS	ENDING # PENDING CASES **	CURRENT PARTICIPANTS IN CUSTODY	FORMER ATLAS PARTICIPANTS	BOND
January	23	0	6	29	0	2	1	1	4	25	19	0	24

FY2019 S.E.T. STATISTICS																
291st																
MONTH	BEGINNING # OF PENDING CASES	+NEW CASES RECEIVED THIS MONTH	=TOTAL CASES	TBJ	TBC	PLEAS	REV	GRADUATES	PROBATION MODIFICATIONS	DISMISSALS	OTHERS	TOTAL DISPOSITIONS	ENDING # PENDING CASES **	CURRENT PARTICIPANTS IN CUSTODY	FORMER ATLAS PARTICIPANTS	BOND
January	32	11	43	0	0	0	0	0	0	0	1	1	42	24	0	24

FY2019 MHPD STATS													
MONTH	BEGINNING # OF PENDING CASES	+NEW CASES RECEIVED THIS MONTH	=TOTAL CASES	TBJ	TBC	PLEAS	COND. DISM.	REVOCATION	INCOMPETENT	REFERRALS	OTHER COUNSEL LAPPT.	TOTAL CLOSE	
R. Lenox	217	27	244	0	3	1	0	1	0	0	0	5	
L. Straither	214	25	239	0	2	2	0	0	0	0	1	7	

FY2019 FELONY COMPETENCY STATISTICS																
MONTH	BEGINNING # OF CASES	NEW CASES THIS MONTH	TBJ	TBC	Air. Trial Dispos.	PLEAS	REVOCATIONS	DISMISSALS	PROBATION	COMP. HRG.	EXTENSIONS	CIVIL COMMIT.	MHMR REFERRALS	CONSULTS	OTHER	ENDING # OF PEOPLE IN OCR
M. Harden	132	10	0	0	8	0	4	0	8	6	0	0	0	0	1	5
R. Scott	11	1	0	0	1	0	0	0	0	1	0	0	0	0	0	2

FY2019 MISDEMEANOR COMPETENCY STATISTICS																
MONTH	BEGINNING # OF CASES	NEW CASES THIS MONTH	TBJ	TBC	Air. Trial Dispos.	PLEAS	REVOCATIONS	DISMISSALS	PROBATION	COMP. HRG.	EXTENSIONS	CIVIL COMMIT.	MHMR REFERRALS	CONSULTS	OTHER	ENDING # OF PEOPLE IN OCR
January	218	38	0	0	4	0	46	0	35	1	0	0	0	0	8	20

MI Court																					
MONTH	TOTAL NEW CASES RECEIVED	NEW CLIENTS AT GREEN OAKS	NEW CLIENTS AT MEDICAL CENTER	NEW CLIENTS AT PARKLAND	NEW CLIENTS AT BEHAVIORAL HEALTH	NEW CLIENTS AT SUNDANCE	NEW CLIENTS AT ZALE LIPSHY	NEW CLIENTS AT GARLAND	NEW CLIENTS AT DAVIDSON	NEW CLIENTS AT HICKORY TRAILS	NEW CLIENTS AT HICKORY TRAILS	NEW CLIENTS AT RICHARDSON	NEW CLIENTS AT VA WELLS RIDGE	NEW CLIENTS AT TIMBERLAWN	NEW CLIENTS AT GLEN OAKS	NEW CLIENTS AT TEXOMA	NEW CLIENTS AT HAVEN	PROBABLE CAUSE HEARINGS HELD	NO CONTEST COMMIT	CONTEST COMMIT	FORCED HEARING IN COURT
L. Roberts	89	15	0	18	0	0	32	0	0	0	0	0	1	0	23	0	0	3	5	13	17
C. Cox	155	0	0	136	0	0	17	0	0	0	2	0	0	0	0	0	0	2	1	9	8
R. Black	92	0	52	0	12	0	0	0	22	2	0	0	0	0	0	0	4	6	1	1	2

MHPR BOND STATS													
MONTH	INITIAL ELIGIBILITY DAILY LIST	MHPR BOND FROM DAILY LIST	MHPR BOND HEARING-DENIED	MHPR BOND HEARING-DENIED	TOTAL HEARINGS DENIED	Total # of Cases	Total # of Felony Cases	# of Felonies Approved	# of Felonies Denied	Total # of Misd. Cases	# of Misd. Approved	# of Misd. Denied	
January	1287	158	50	3	53	79	52	48	4	27	25	2	

BOND DIVISION STATS							
MONTH	CLIENTS	CASES	WIN 48 HRS	HEARING WAIVED	PR BOND GRANTED	BOND REDUCED	MENTAL HEALTH
January	54	81	1	29	25	8	25

**MENTAL HEALTH PERSONAL RECOGNIZANCE BONDS--ATTORNEY CASE APPOINTMENTS
DECEMBER 2017 - NOVEMBER 2018**

MISDEMEANOR	1685
--------------------	-------------

*This is the total number of misdemeanor cases for clients considered for MH PR Bonds for the defined period. Of these cases, the numbers below

PUBLIC DEFENDER	984
Misdemeanors	984

PRIVATE APPOINTED	583
Misdemeanors	583

PRIVATE RETAINED	31
Misdemeanors	31

NO ATTORNEY	87
Misdemeanors	87

FELONY	1277
---------------	-------------

**This is the total number of felony cases for clients considered for MH PR Bonds for the defined period. Of these cases, the numbers below reflect the

PUBLIC DEFENDER	392
TOTAL	392
SJF	298
F3	79
F2	13
F1	2

PRIVATE APPOINTED	805
TOTAL	805
SJF	427
F3	226
F2	112
F1	40

PRIVATE RETAINED	36
TOTAL	36
SJF	15
F3	9
F2	6
F1	6

NO ATTORNEY	44
TOTAL	44
SJF	27
F3	14
F2	2
F1	1

PUBLIC DEFENDER	298	79	13	2
TOTAL	298	79	13	2
Misd	52	8	1	0
SJF	16	8	1	0
F3	22	3	0	0
F2	16	2	1	0
F1	86	23	7	1
SJF	28	4	1	0
F3	125	24	9	1
F2	91	28	8	1
F1	96	31	10	2
SJF	85	33	6	1
F3	96	30	8	2
F2	84	31	10	1
F1	62	16	4	1
TOTAL	984	298	79	13

PRIVATE APPOINTED	427	226	112	40
TOTAL	427	226	112	40
Misd	40	43	26	4
SJF	51	41	14	5
F3	41	19	15	5
F2	49	35	14	8
F1	48	37	19	12
SJF	53	50	26	14
F3	68	38	22	8
F2	69	39	17	15
F1	75	38	18	10
SJF	35	29	22	7
F3	27	31	18	14
F2	27	27	15	10
F1	583	427	226	112

PRIVATE RETAINED	31	15	6	6
TOTAL	31	15	6	6
Misd	5	1	0	0
SJF	6	1	0	0
F3	1	1	1	0
F2	7	1	0	1
F1	2	5	3	1
SJF	1	3	0	4
F3	3	3	0	3
F2	1	0	2	0
F1	2	0	0	0
SJF	2	0	0	0
F3	3	0	3	0
F2	3	0	3	0
F1	13	3	3	0
SJF	15	4	0	1
F3	13	3	3	0
F2	8	1	1	0
F1	31	15	9	6

NO ATTORNEY	87	27	14	2	1
TOTAL	87	27	14	2	1
Misd	6	0	1	1	0
SJF	3	2	1	0	0
F3	2	0	2	0	0
F2	1	2	0	0	0
F1	1	1	1	0	0
SJF	5	5	0	1	0
F3	15	3	2	0	0
F2	5	3	0	0	0
F1	13	3	3	0	0
SJF	15	4	0	0	1
F3	13	3	3	0	0
F2	8	1	1	0	0
F1	87	27	14	2	1

DEC 2017	52	8	1	0
JAN 2018	61	22	3	0
FEB 2018	78	16	2	1
MAR 2018	86	23	7	1
APR 2018	68	28	4	1
MAY 2018	125	24	9	1
JUN 2018	91	28	8	1
JUL 2018	96	31	10	2
AUG 2018	85	33	6	1
SEP 2018	96	30	8	2
OCT 2018	84	31	10	1
NOV 2018	62	16	4	1
TOTAL	984	298	79	13

FY2019 ATLAS STATISTICS												203/HAWTHORNE					
HARRY INGRAM	BEGINNING # OF PENDING CASES	+NEW CASES RECEIVED THIS MONTH	-TOTAL CASES	TBJ	TBC	PLEAS	REV	GRADUATES	PROBATION MODIFICATIONS	DISMISSALS	OTHERS	TOTAL DISPOSITIONS	ENDING # PENDING CASES**	CURRENT ATLAS PARTICIPANTS	FORMER ATLAS PARTICIPANTS	BOND	
February	26	2	28	0	0	0	0	0	1	0	0	1	27	7	0	0	7

FY2019 MISDEMEANOR DIVERT MENTAL HEALTH COURT STATS												CCCAP1/WADE		
HARRY INGRAM	BEGINNING # OF PENDING CASES	+NEW CASES RECEIVED THIS MONTH	-TOTAL CASES	TBJ	TBC	PLEAS	DISMISSALS	OTHERS	TOTAL DISPOSITIONS	ENDING # PENDING CASES**	CURRENT PARTICIPANTS	FORMER PARTICIPANTS	BOND***	
February	25	0	9	34	0	0	1	0	4	5	29	22	0	22

FY2019 S.E.T. STATISTICS												291st					
HARRY INGRAM	BEGINNING # OF PENDING CASES	+NEW CASES RECEIVED THIS MONTH	-TOTAL CASES	TBJ	TBC	PLEAS	REV	GRADUATES	PROBATION MODIFICATIONS	DISMISSALS	OTHERS	TOTAL DISPOSITIONS	ENDING # PENDING CASES**	CURRENT PARTICIPANTS	FORMER PARTICIPANTS	BOND	
February	42	3	45	0	0	0	0	0	0	0	1	1	44	25	1	0	24

FY2019 MHPD STATS												
HARRY INGRAM	BEGINNING # OF PENDING CASES	+NEW CASES RECEIVED THIS MONTH	-TOTAL CASES	TRIALS	PLEAS	COND. DISM.	REVO. CATION	DISMISSALS	INCOMPETENT	REFER RALS	OTHER COURSE	TOTAL CLOSED
R. Lenox	239	21	260	0	9	1	2	4	1	0	4	21
L. Straiter	232	18	250	0	2	2	0	1	1	3	7	16

FY2019 FELONY COMPETENCY STATISTICS																	
HARRY INGRAM	BEGINNING # OF PENDING CASES	+NEW CASES RECEIVED THIS MONTH	-TOTAL CASES	TBJ	TBC	Alt. Trial Dispos.	PLEAS	REVO. CATION	DISMISSALS	PROBATION	COMP. HRG.	EXTENSIONS	CIVIL COMMIT.	MHMR REFERRAL	CONSU LTS	OTHER	ENDING # OF PEOPLE IN OCR
M. Harden	129	10	0	0	0	0	2	0	6	0	5	0	0	0	0	1	3
R. Scott	11	0	0	0	0	0	0	0	1	0	0	0	0	0	0	1	1

FY2019 MISDEMEANOR COMPETENCY STATISTICS																	
RANDALL SCOTT	BEGINNING # OF PENDING CASES	+NEW CASES RECEIVED THIS MONTH	-TOTAL CASES	TBJ	TBC	Alt. Trial Dispos.	PLEAS	REVO. CATION	DISMISSALS	PROBATION	COMP. HRG.	EXTENSIONS	CIVIL COMMIT.	MHMR REFERRAL	CONSU LTS	OTHER	ENDING # OF PEOPLE IN OCR
February	198	49	0	0	0	0	0	0	32	0	34	2	3	0	0	5	20

MI Court																	
HARRY INGRAM	BEGINNING # OF PENDING CASES	+NEW CASES RECEIVED THIS MONTH	-TOTAL CASES	TBJ	TBC	Alt. Trial Dispos.	PLEAS	REVO. CATION	DISMISSALS	PROBATION	COMP. HRG.	EXTENSIONS	CIVIL COMMIT.	MHMR REFERRAL	CONSU LTS	OTHER	ENDING # OF PEOPLE IN OCR
February	77	10	0	17	0	0	0	37	0	0	0	0	0	0	0	0	20
L. Roberts	128	0	0	120	0	0	0	0	6	0	0	0	2	0	0	0	13
R. Black	99	0	41	0	0	0	24	0	0	0	28	2	0	0	0	0	13

MHPR BOND STATS											
DANIEL ECKSTEIN	INITIAL ELIGIBILITY DAILY LIST (MH FLAGS)	APPOINTMENTS FROM DAILY LIST (MH FLAGS) MINUS THOSE SCREENED-OUT	MHPR BOND HEARING-BOND GRANTED (# of clients)	MHPR BOND HEARING-BOND DENIED (# of clients)	TOTAL HEARING S (# of clients)	Total # of Felony Cases	Total # of Felonies Approved	# of Felonies Denied	Total # of Misd. Cases	# of Misd's Approved	# of Misd's Denied
February	1341	178	31	14	45	78	37	26	41	26	15

Bail Review Hearing Stats		Results by case:								
MONTH	# OF CLIENTS REPRESENTED	# OF UNIQUE CASES	TOTAL # OF DISPOSITIONS	PR BOND GRANTED	BOND AMOUNT REDUCED	BOND AMOUNT NOT CHANGED	HEARING WAVED	OTHER BOND POSTED	CASES DISPOSED - NOT INCLUDING	CASES DISMISSED
February	281	345	348	168	9	55	92	10	13	1

**MENTAL HEALTH PERSONAL RECOGNIZANCE BONDS--ATTORNEY CASE APPOINTMENTS
OCTOBER 2018 - SEPTEMBER 2019**

MISDEMEANOR TOTAL FY 2019	669
--------------------------------------	------------

*This is the total number of misdemeanor cases for clients considered for MH PR Bonds for the defined period. Of these cases, the numbers below reflect the attorneys appointed to handle the cases beyond the MH PR Bond hearing.

PUBLIC DEFENDER Misdemeanors	380
---	------------

PRIVATE APPOINTED Misdemeanors	182
---	------------

PRIVATE RETAINED Misdemeanors	3
--	----------

NO ATTORNEY Misdemeanors	102
-------------------------------------	------------

FELONY TOTAL FY 2019	547
---------------------------------	------------

**This is the total number of felony cases for clients considered for MH PR Bonds for the defined period. Of these cases, the numbers below reflect the attorneys appointed to handle the cases beyond the MH PR Bond hearing.

PUBLIC DEFENDER TOTAL	145
FS	104
F3	34
F2	7
F1	0

PRIVATE APPOINTED TOTAL	344
FS	153
F3	104
F2	68
F1	19

PRIVATE RETAINED TOTAL	2
FS	0
F3	0
F2	2
F1	0

NO ATTORNEY TOTAL	55
FS	34
F3	14
F2	7
F1	0

*The numbers below for each month may change as attorneys are appointed on cases which previously had no attorney appointed, and are most accurate 60 days out.

	<u>Public Defender</u>			
	FS	F3	F2	F1
Oct-18	84	31	10	1
Nov-18	64	16	4	1
Dec-18	80	14	3	1
Jan-19	66	22	3	2
Feb-19	67	13	13	0
Mar-19				
Apr-19				
May-19				
Jun-19				
Jul-19				
Aug-19				
Sep-19				
TOTAL	361	96	33	5

	<u>Private Appointed</u>			
	Misd	FS	F3	F2
Oct-18	27	32	20	14
Nov-18	28	28	15	10
Dec-18	37	45	22	13
Jan-19	56	27	26	19
Feb-19	33	16	16	10
Mar-19				
Apr-19				
May-19				
Jun-19				
Jul-19				
Aug-19				
Sep-19				
TOTAL	181	148	99	66

	<u>Private Retained</u>			
	Misd	FS	F3	F2
Oct-18	0	0	0	1
Nov-18	0	0	0	0
Dec-18	1	0	0	1
Jan-19	2	0	0	0
Feb-19	0	0	0	0
Mar-19				
Apr-19				
May-19				
Jun-19				
Jul-19				
Aug-19				
Sep-19				
TOTAL	3	0	0	2

	<u>No Attorney</u>			
	Misd	FS	F3	F2
Oct-18	13	2	1	0
Nov-18	5	1	1	0
Dec-18	14	5	0	1
Jan-19	3	1	0	2
Feb-19	53	19	8	2
Mar-19				
Apr-19				
May-19				
Jun-19				
Jul-19				
Aug-19				
Sep-19				
TOTAL	88	28	10	5

The Bridge	2018												2019		AVG.
	March	April	May	June	July	August	September	October	November	December	January	February			
Bridge Night Shelter	486	451	485	474	470	455	475	458	390	437	513	513	467		
Off-site Night Shelter Coordination	478	422	396	360	452	420	493	506	457	444	536	469	453		
Care Coordination	932	859	827	770	790	853	940	1018	964	937	1063	1024	915		
Peer Support Services	315	343	287	225	292	208	179	182	283	332	419	419	290		
Job Placements	36	20	32	27	19	33	20	43	40	37	37	30	31		
Housing Placements	25	18	22	23	19	33	17	22	18	23	37	26	24		
Metrocare Mental Health Serv.	441	305	273	271	192	212	170	189	245	197	276	319	258		
Metrocare Chemical Dep. Serv.	15	22	19	26	27	24	18	25	26	20	20	20	22		
Parkland Clinic*	6	675	622	568	575	575	363	459	397	343	602	473	514		
Judicial Re-Entry		3	10	5	10	15	9	6	5	6	6	3	7		
Jail Release (General)	29	22	23	15	10	14	13	13	15	18	27	25	19		

Each category represents *unduplicated guests*, not totals served.
 *exception - Parkland Clinic number is for total visits.

**NAME OF MHMR PROGRAM: Metrocare Services
PROGRAM: SNOP**

MONTH OF REPORT: 12/2018

DATE SUBMITTED: 12/2018

	TCOOMMI Jail Div.	DDRTC	TCOOMMI ICM
1. Number of Offenders served at the beginning of the month:	70	40	150
2. Number of Referrals received:	6	12	27
3. Number of Assessments:	6	6	18
4. Number of Admissions:	6	6	18
5. Average length of stay by months:	n/a	n/a	11.36
5. a. Average hours served:	n/a	0.25	1.03
6. Services Utilized:	0	1	0
6. a. Visits to ER (medical)	0	0	0
6. b. 23-hour Observation (psych)	0	0	0
6. c. Inpatient Stay (med/psych)	0	1	0
6. d. Jail days less than 30 days:	0	0	1
7. Number of Discharges:	13	4	12
7. a. Terminations (jail more than 30 days)	8	0	0
7. b. Warrants/Suspension: (medical d.c.; abscond, non-compliant)	2	1	7
7. c. Graduates	4	3	25
8. Number of Offenders served at the end of month:	62	40	156
9. Number of Offenders on the waiting list:	0	11	0
10. Minimum/Maximum Census per FTE allocation	20/25	60	20/25
11. % of FTE Assigned	6	6	8
12. Vacancy(s)	2	0	2

Each FTE covers 20-25

**NAME OF MHMR PROGRAM: Metrocare Services
PROGRAM: SNOP**

MONTH OF REPORT:01_2019

DATE SUBMITTED: 01_2019

	TCOOMMI Jail Div.	DDR	TCOOMMI ICM
1. Number of Offenders served at the beginning of the month:	62	42	156
2. Number of Referrals received:	23	12	18
3. Number of Assessments:	23	12	16
4. Number of Admissions:	23	13	16
5. Average length of stay by months:			
5. a. Average hours served:			
6. Services Utilized:	0	1	2
6. a. Visits to ER (medical)	0	1	0
6. b. 23-hour Observation (psych)	0	0	0
6. c. Inpatient Stay (med/psych)	0	0	0
6. d. Jail days less than 30 days:	0	0	2
7. Number of Discharges:	13	7	13
7. a. Terminations (jail more than 30 days)	5	0	3
7. b. Warrants/Suspension: (medical d.c.; abscond, non-compliant)	0	2	3
7. c. Graduates	10	5	1
8. Number of Offenders served at the end of month:	71	47	159
9. Number of Offenders on the waiting list:	0	11	0
10. Minimum/Maximum Census per FTE allocation	20/25	60	20/25
11. % of FTE Assigned	6	5	8
12. Vacancy(s)	2	0	2

Each FTE covers 20-25

**NAME OF MHMR PROGRAM: Metrocare Services
PROGRAM: SNOP**

MONTH OF REPORT:01_2019

DATE SUBMITTED: 01_2019

	TCOOMMI Jail Div.	DDRTC	TCOOMMI ICM
1. Number of Offenders served at the beginning of the month:	71	48	159
2. Number of Referrals received:	15	16	19
3. Number of Assessments:	15	16	19
4. Number of Admissions:	15	16	19
5. Average length of stay by months:			
5. a. Average hours served:			
6. Services Utilized:	0	0	1
6. a. Visits to ER (medical)	0	0	0
6. b. 23-hour Observation (psych)	0	0	0
6. c. Inpatient Stay (med/psych)	0	0	0
6. d. Jail days less than 30 days:	0	0	1
7. Number of Discharges:	5	9	8
7. a. Terminations (jail more than 30 days)	6	1	0
7. b. Warrants/Suspension: (medical d.c.; abscond, non-compliant)	0	0	4
7 c. Graduates	0	8	2
8. Number of Offenders served at the end of month:	80	54	170
9. Number of Offenders on the waiting list:	0	8	0
10. Minimum/Maximum Census per FTE allocation	20/25	60	20/25
11. % of FTE Assigned	6	4	8
12. Vacancy(s)	2	0	2

Each FTE covers 20-25



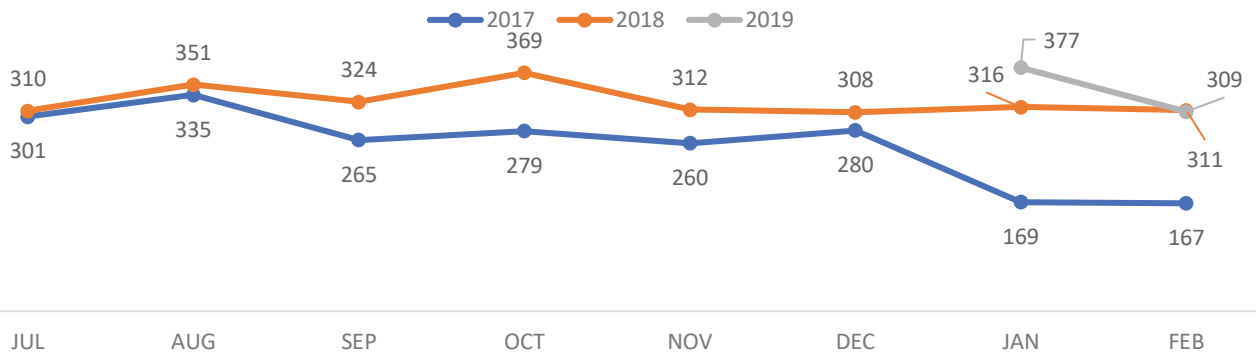
I P S

The Intersection of Research & Practice

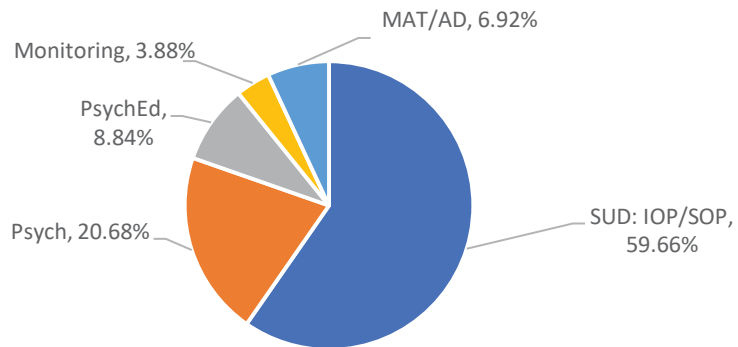
BHSC | Brief Report March19



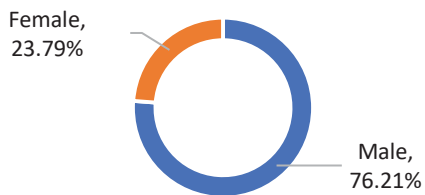
PATIENT INTAKE TREND



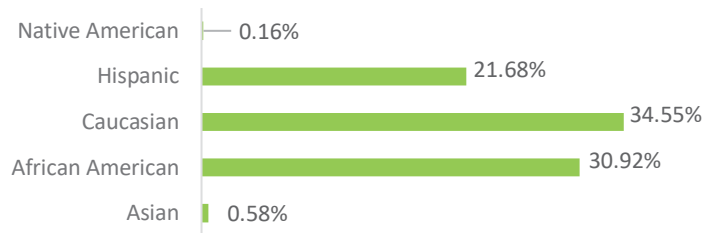
JAN19-FEB19 Program Utilization Distribution



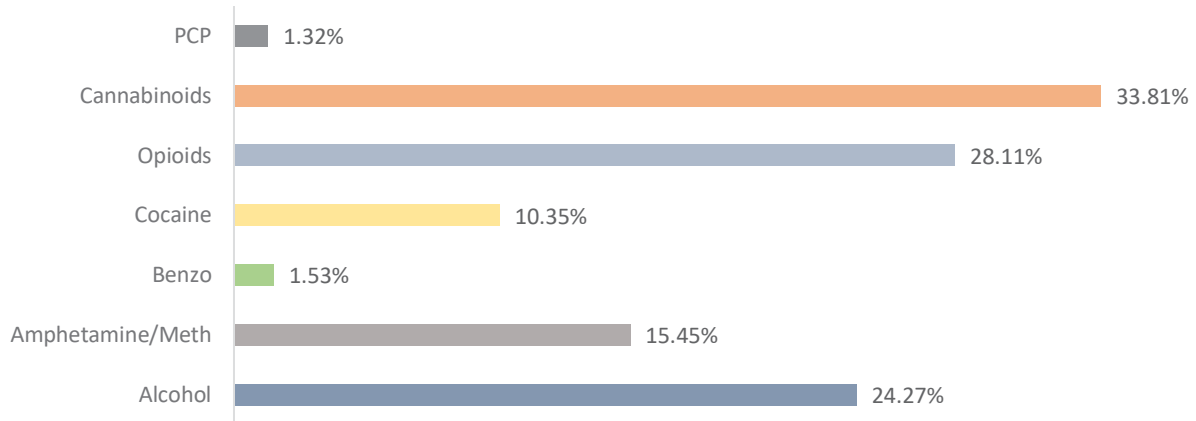
JAN19-FEB19 GENDER DISTRIBUTION



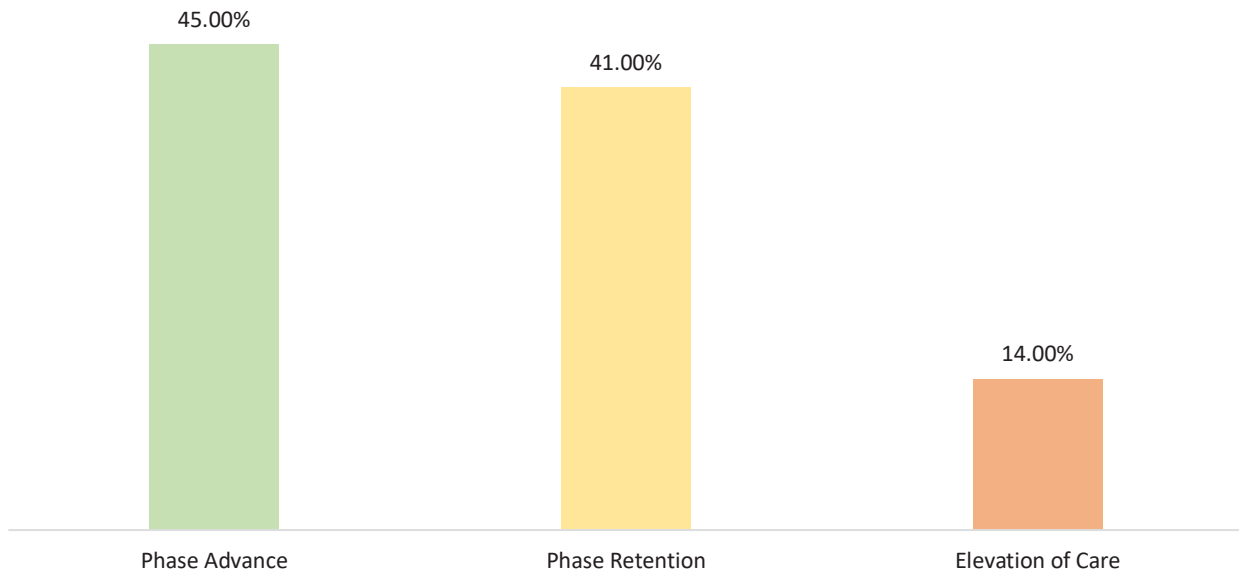
JAN19-FEB19 ETHNIC DISTRIBUTION



JAN19-FEB19 Drugs of Choice at Intake (Self Reported)



JAN19-FEB19 SUD PROGRESSION RATE



Outpatient Competency Restoration Monthly Totals

	Jan	Feb	Mar	April	May	June	July	Aug	Sept	Oct	Nov	Dec	2019 Totals	2018 Totals
Beginning of Month	21	24	28											
Misdemeanor	13	15	18											
Placed in OCR	11	7												60
Homeless @ admit	7	4												40
Dispo	9	4												57
Outpatient to Inpatient	5	3												24
Abscond	0	0												13
Restored and Resolved	3	0												14
Not restored -- Dismissed	1	1												6
Felony	8	9	10											
Placed in OCR	3	2												35
Homeless @ admit	1	1												23
Dispo	2	1												38
Outpatient to Inpatient	0	0												11
Abscond	0	0												9
Restored	1	1												14
Not restored -- Graduated	1	0												4
End of Month	24	28	0	0	0	0	0	0	0	0	0	0	0	

DIVERT FY 19

FY2019	Start of Month	New admissions	DAOpt-out	Unsuccessful discharge	Graduates	INS deportation	End of Month
Sept. 18	145	5	0	1	5	0	144
Oct. 18	144	14	0	6	14	0	138
Nov. 18	138	7	0	4	0	0	141
Dec. 18	141	1	0	0	10	0	132
Jan. 19	132	5	0	1	10	0	126
Feb. 19	126	7	0	2	9	0	122
Mar. 19							
Apr. 19							
May. 19							
Jun. 19							
Jul. 19							
Aug. 19							
total		39	0	14	48	0	

ATLAS Court

FY19	Start of Month	New admissions	DA Opt-out	Unsuccessful discharge	Graduates	End of Month
Sept. 18	16	6	0	2	0	20
Oct. 18	20	0	0	3	6	11
Nov. 18	11	1	0	3	0	9
Dec. 18	9	2	0	3	3	5
Jan. 19	5	2	0	1	0	6
Feb. 19	6	4	0	1	0	9
Mar. 19						
Apr. 19						
May. 19						
Jun. 19						
Jul. 19						
Aug. 19						

* Denotes that numbers are slightly lower due to missing data.

DDAC Court

FY19	Start of Month	New admissions	DA Opt-out	Unsuccessful discharge	Graduates	End of Month
Sept. 18	25	2	0	3	5	19
Oct. 18	19	6	0	0	0	25
Nov. 18	25	4	0	3	0	26
Dec. 18	26	1	0	2	0	25
Jan. 19	25	3	0	2	0	26
Feb. 19	26	3	0	2	0	27
Mar. 19						
Apr. 19						
May-18						
Jun. 19						
Jul. 19						
Aug. 19						

* Denotes that numbers are slightly lower due to missing data.

BHSC - FEBRUARY 2019

STAC COURT

FY18	Start of Month	New Admissions	Unsuccessful discharges*	Graduates	End of Month
Sep. 18	135	14	4	0	147
Oct. 18	147	25	11	0	138
Nov. 18	138	19	4	15	136
Dec. 18	136	18	1	0	157
Jan. 19	157	17	4	0	171
Feb. 19	171	9	12	22	143
Mar. 19					
Apr. 19					
May 19					
Jun. 19					
Jul. 19					
Aug. 19					

FY18	MH Current	MH admissions	MH discharges	Graduates	End of Month
Sep. 18	28	3	0	0	30
Oct. 18	30	7	3	0	35
Nov. 18	35	7	2	3	38
Dec. 18	38	10	2	0	44
Jan. 19	44	5	4	0	46
Feb. 19	46	2	2	7	38
Mar. 19					
Apr. 19					
May 19					
Jun. 19					
Jul. 19					
Aug. 19					

*Unsuccessful discharges are those who absconded or were sent to their COJ for further treatment

MISDEMEANOR MENTAL HEALTH

FY18	MH Current	MH admissions	Unsuccessful discharges*	Graduates	End of Month
Sep. 18	19	3	1	0	22
Oct. 18	25	3	2	4	22
Nov. 18	25	0	0	3	22
Dec. 18	22	1	1	1	21
Jan. 19	21	3	6	1	18
Feb. 19	18	7	0	8	21
Mar. 19					
Apr. 19					
May 19					
Jun. 19					
Jul. 19					
Aug. 19					

*Unsuccessful discharges are those who absconded or were sent to their COJ for further treatment

STAR Court

FY19	Start of Month	New admissions	DA Opt-out	Unsuccessful discharge	Graduates	End of Month
Sept. 18	10	1	0	2	0	9
Oct. 18	9	0	0	1	0	8
Nov. 18	8	1	0	0	0	9
Dec. 18	9	0	0	0	0	9
Jan. 19	9	1	0	0	0	10
Feb. 19	10	1	0	1	0	10
Mar. 19						
Apr. 19						
May-19						
Jun. 19						
Jul. 19						
Aug. 19						

* Denotes slightly lower numbers due to incomplete data.