



DALLAS COUNTY

Criminal Justice Department

Behavioral Health Steering Committee

Thursday, July 17, 2025 @ 8:30am

1. Welcome and Call to Order
2. ***"A Moment of Silence and Reflection In Remembrance of Our Dear Colleague and Friend, Vickie Moore Rice"***
3. * Review and approval of minutes from April 17, 2025, meeting (pgs. 1-5)
4. **Presentation: Men of Nehemiah,
Jennifer Hays, Manager of Worship & Community Engagement and
Melinda Russ, Executive Director & Community Outreach Leader
(<https://www.menofnehemiah.org/>)**
5. SAMHSA Update *Regina Fowlks* (pgs. 6-7)
6. 530 Sub Committee *Marcus Turner Jr.* (pgs. 8-11)
7. Jail Reports
 - Jail Based Competency Restoration (JBCR) *Laura Edmonds* (pgs. 12-13)
 - Hospital Movement *Jeremy Lewis* (pgs. 14-15)
 - Outpatient Competency *Jeremy Lewis* (pgs. 16-17)
 - FUSE and Homeless Reports *Kimberly Rawls* (pgs. 18-22)
8. Public Defenders Report *Paul Blocker or a Public Defender Representative* (pgs. 23-25)
9. District Attorney's Report *Julie Turnbull or Lee Pierson* (pgs. 26-37)
10. Provider Reports and updates regarding in-person and videoconference services:
 - The Bridge *Kelly Kane* (pg. 38)
 - Metrocare *Jason Mills or Jennifer Torres* (pgs. 39-41)
 - IPS Reports *Enrique Morris or Jessica Simmons* (pgs. 42-45)
 - Homeward Bound *Doug Denton* (Verbal report)
 - Nexus *Stacy Burns* (Verbal report)
11. Problem Solving Courts
 - DIVERT *Trina Crosby* (pg. 46)
12. Specialty Courts
 - CSCD *Jocelyn Esquivel, Serena McNair or Dr. Marta Kang* (pgs. 46-48)
13. Announcements
14. Adjourn

***Action and Discussion Items**

Next Meeting Info:

The next BHSC meeting will be scheduled for:
Thursday, October 16, 2025 @ 8:30am



DALLAS COUNTY, TEXAS

Minutes of the Behavioral Health Steering Committee (BHSC) Meeting Thursday, April 17, 2025 Via Microsoft Teams

Call to order and Introductions

Judge Kristin Wade called the meeting to order at 8:30 am. 44 staff and agency representatives/providers attended, with names recorded via Microsoft Teams and email.

Minutes review and approval

The minutes from Thursday, January 16, 2025, meeting (packet pgs. 1-5) were reviewed with a motion and seconded by Harry Ingram and Jason Mills respectively, for acceptance with no discussion or corrections. The motion was unanimously passed, accepting the minutes as read without objection.

Presentation: Catholic Charities Dallas
Senior Manager of Homelessness and Housing, James Espinosa, LMSW and
Director of Homelessness, Health, and Special Initiatives, Sarah Masih, LCSW-S
(ccdallas.org and <https://www.ccdallas.org/services/st-jude-centers/>)

Judge Kristin Wade introduced both James Espinosa and Sarah Masih and provided a brief overview of the history and purpose of the Behavioral Health Steering Committee (BHSC) and the 530 Sub-Committee.

James Espinosa and Sarah Masih presented from 8:40am to 9:10am with a Q&A session afterwards.

SAMHSA Update Marcus Turner, Jr. (pgs.6-7): Marcus Turner, Jr. reported that the data is on pages 6-7. He stated that Nexus admissions are up to 15 participants this year and the average wait time is 15 days. He reported that for Homeward Bound they have 17 admissions this year and the average wait time is 25 days. He shared that 17 individuals successfully completed treatment. He stated that through the SAMHSA grant funding he has experienced individuals begin the path toward sobriety, go through and complete treatment; and tremendously change their lives with help from both their vendors, Homeward Bound and Nexus. He thanked both vendors for their service working with the SAMHSA grant. He stated that on page 7 the graph reflects their highest performing referring courts. He reported that AIM Court leads with 13 referrals and both STAC and Competency courts are second with 9 referrals. He thanked all courts that refer into the SAMHSA grant for being great partners and the SAMHSA Coordinator, Regina Fowlks for her daily activity with the SAMHSA grant. He shared that Regina Fowlks has been doing an excellent job since joining the Dallas County

Criminal Justice Department and wanted to verbally give her acknowledgement and flowers. He stated from the SAMHSA grant funding they have reached their maximum contractual amount with Homeward Bound. He shared that it shows the amazing work that they are doing with Homeward Bound. He stated that it is good to demonstrate their work because when they receive funding from the federal government, they expect it to be spent. He stated that they appreciate Homeward Bound's work with the SAMHSA grant, but unfortunately, they have depleted their funding and exceeded their objectives. He also stated that they will segue shortly to provide more options regarding how to admit male participants into inpatient treatment. Lastly, he shared that Judge Kristin Wade stated there is another funding source opportunity that could be accessed to provide male inpatient treatment.

530 Sub Committee Marcus Turner, Jr. (pgs. 8-14): Marcus Turner, Jr. reported that the committee reviewed and researched the various departments and specialty courts and updated the voting representative roster. He reported that they had a voting item to determine the court size, which received numerous deliberations regarding what defines a small, medium, large, or specialty court. He shared that they concluded that there are three classifications for these courts. He shared that the first is the extra-large courts that include 150+ individuals, large courts include 100-149 participants, and anything under 100 participants are considered smaller courts. He stated that they plan to discuss bus passes and transportation. He congratulated everyone who received a scholarship to attend the Texas Association of Specialty Court Courts (TASC) conference and that they have received great reports about the conference. He reported that reimbursements will be released today to their Oracle Fusion accounts. He also shared that he would send an email confirmation once he disburses the reimbursement. Lastly, he stated that if anyone has questions to either email him at marcus.turnerjr@dallascounty.org, Regina Fowlks at regina.fowlks@dallascounty.org, or Deborah Hill at deborah.hill@dallascounty.org.

Jail Reports

- **Jail Based Competency Restoration (JBCR) Laura Edmonds (pgs.15-16):** Kimberly Rawls reported that Laura Edmonds stated to please review the data in the meeting packet on pages 15-16.
- **Hospital Movement Jeremy Lewis (pgs.17-18):** Jeremy Lewis reported that for March 2025, they had 242 individuals on the hospital wait list, which is a decrease of 20 individuals from 2024. He reported that in March 2024, they had 19 people who were admitted into the state hospital. He stated that they had 12 removals due to either dismissal or in jail restoration. He also stated for March 2024, they received 131 evaluations, which is the highest they have received for a couple of years. Lastly, he reported on page 18 that the evaluations by the doctor remained the same as in previous months.
- **Outpatient Competency Jeremy Lewis (pgs.19):** Jeremy Lewis reported that the data is on page 19. He stated that they have 45 individuals in OCR, 8 belong to misdemeanor and 37 belong to felony.
- **FUSE and Homeless Reports Kimberly Rawls (pgs.20-24):** Kimberly Rawls reported that both the FUSE and Homeless reports are on pages 20-24. She stated that she is working on March 2025, FUSE data. She shared that she is also planning to create an annual FUSE report to see the different data trends throughout the operational years. She reported that she applied for the FY2025 State of Texas Office of the Governor's, State Crisis Intervention

grant funding to possibly help to fund the FUSE program in January 2025. She stated that they requested additional information, which she is working to provide and hopes to be rewarded. She reported for the homeless report that there was an overall increase in the monthly total jail bookin population from February 2025 to March 2025 of almost 500 people. She stated that because of that increase in the monthly total jail bookin population it caused an increase in the other categories. She reported that she is not sure what caused the increase. She shared as a theory that the increase may be due to the weather because of the recent thunderstorms in March 2025, but she does not know the exact reason for the increase. Lastly, she reported if anyone has any questions, please contact her at kimberly.rawls@dallascounty.org.

Public Defenders Report Vickie Rice or Paul Blocker (pgs.25-27): Michaela Himes reported that she has no new information to report and to please refer to the data in the meeting packet on pages 25-27. Judge Kristin Wade asked if she received either a new position or new title within their department. Michaela Himes answered and stated that she has been the Deputy Chief of the Special Programs division for a while. She also stated that they have recently absorbed their bond division and moved those attorneys to felony court dockets and has been directly supervising them. Lastly, she shared that even though she is the Deputy Divisional Chief and directly supervises their special problem-solving courts she still works with mental health cases while focusing on problem solving courts.

District Attorney's Report Julie Turnbull or Lee Pierson (pgs.28-39): Julie Turnbull reported that she does not have an update. Lee Pierson shared and congratulated Michaela Himes for being elected to the board of directors with National Alliance on Mental Illness (NAMI). He shared that he is also part of the NAMI board of directors and looks forward to working with Michaela Himes. He reported that they have received grant funding to employ four new case managers and four new peer support specialists from Metrocare and thanked them for their support. He stated that they had filled most of those positions and thanked Jennifer Torres and her team for their help. He reported that they are working to find space for those newly hired individuals to work and that everything is going well, thus far. He shared that they have been very useful after nearly a month of being hired. He also introduced Kristy Lewis and Mychelette Thomas as being a part of the new personnel hires and Tanya Smallwood, is the Clinical Lead. Lastly, he thanked Metrocare for their partnership. Harry Ingram asked Lee Pierson what programs he anticipates the new personnel to support. Lee Pierson answered, stating that they are supporting their Pretrial Intervention (PTI) program for both felonies and misdemeanors. Lee Pierson also stated that they are helping complete private bar assessments.

Provider Reports and updates regarding in-person and videoconference services:

- **The Bridge Kelly Kane (pg.40):** Kelly Kane reported that she has no new information to report and to please refer to the data in the meeting packet on page 40. She also reported that she agrees with Kimberly Rawls' previous assessment regarding the weather, possibly causing an increase in unsheltered individuals getting arrested. Lastly, she reported that they are also experiencing a lack of available shelter beds in the community, which could contribute to the jail population increase.
- **Metrocare Jason Mills or Jennifer Torres (pgs.41-43):** Jason Mills reported that their numbers have been consistent. He reported that they had a decrease in participants from February 2025 and March 2025, at the Dual-Diagnosis Center (DDC) at Wilmer of about 10 people. He stated that it went from about 60 participants in January 2025 to 46 participants in February 2025 and 48 participants in March 2025. He stated that they are looking forward to more participants entering the program. He reported that the SAMHSA grant that they have with the Dual-Diagnosis Center

(DDC) Aftercare Court is going well. He shared that they are ready for more participants, but that would involve them coming directly from DDC court. He shared that they have a counselor who is seeing participants and their caseworker who provides additional services. He also reported a challenge that they are experiencing, which is a recovery housing restriction. Lastly, he stated that the housing assistance that they have from the grant allows them only two valid options in Dallas, Texas to work with, which is limiting.

- **IPS Reports Natalia Farr, Enrique Morris or Jessica Simmons (pgs.44-47):** Jessica Simmons reported that their data is on pages 44-47. She reported that their intakes have slightly increased from the previous period. She stated that they are running a week out for their Specialty Court intakes. She reported that if anyone needs to get their participants into mental health or substance abuse treatment to please contact their assigned Program Coordinator for their court. She reported that if their court has not been assigned a Program Coordinator, please email referrals to connect@ipsrecovery.com. Judge Kristin Wade asked if they have any transportation resources or any recommendations as to where participants can park cheaper, so it does not create a barrier for their attendance. Jessica Simmons answered, stating that she suggested participants taking public transportation since the bus lines are within walking distance from their agency. She stated that way, participants can walk a couple of blocks to reach their agency rather than paying for parking. She reported that about 60% of their groups participate in telehealth services, which is usually not an option for many of the Specialty Court participants. She also stated that she could ask a member of their communications team to research various parking lots near their agency, receive the parking costs, and she will keep everyone posted. Lastly, she shared if anyone knows of any transportation reimbursement funding options to please email her at: jsimmons@ipsrecovery.com.
- **Homeward Bound Doug Denton (Verbal report):** No verbal report provided.
- **Nexus Stacy Burns (Verbal report):** Stacy Burns stated they are down 20 beds in their adult women program due to demolishing the building. She reported that they plan to open their new building near the end of May 2025, which will expand their detox beds to 16 and then open some of the adult detox beds.

Problem Solving Courts

- **DIVERT Trina Crosby (pg.48):** Trina Crosby reported that they have been receiving higher risk and need referrals. She also shared that they are preparing for National Treatment Court month, and they are planning to partner with the Association of Persons Affected by Addiction (APAA) to host a movie event in May 2025.

Specialty Courts

- **CSCD Jocelyn Esquivel, Serena McNair or Dr. Marta Kang (Verbal Report):** Jocelyn Esquivel introduced herself as the new Specialty Courts Supervisor. She reported that for STAC, in January 2025, they began the month with 68 participants and ended with 57 participants. She reported that in February 2025, STAC began the month with 57 participants and ended with 64 participants and for March 2025, began with 64 participants and ended with 68 participants. She stated ATLAS court in January 2025, began the month with 12 participants and ended with 11 participants. She reported that in February 2025, ATLAS began with 11 participants and ended with 12 participants and for March 2025, they began and ended with 11 participants. She reported for STAR court, in January 2025-March 2025, they began and ended with five (5) participants. She also shared that their goal is to continue to enroll people into the program and help them successfully graduate. Lastly, she

stated that she will provide documented data to include in the meeting packet for the next scheduled BHSC meeting. Judge Kristin Wade asked Jocelyn Esquivel to clarify her title. Jocelyn Esquivel answered, stating that she is one of the Specialty Court Supervisors and manages ATLAS, STAC, and STAR courts.

Announcements

- Janine Metzinger reported that both the House and Senate passed their budgets and neither agreed and are currently in conference. She stated that there were no representatives from Dallas County or any of the six (6) county areas were part of the conference committee. She reported that there were funding cuts to the mental health budget line item and for this session the legislative budget board combined all the Community based mental health budget line items. She reported that there were previously three (3) separate budget line items, which included: Adult Mental Health, Children's Mental Health, and Crisis. She stated that the budget cuts that she saw in the original proposed budgets for those line items were due to the expiration of the additional federal money that came down with COVID and the post COVID inflation reduction act. She reported for the legislative sessions it seems that there have been fewer mental health bills that have been filed. She shared that it could be due to the department of Health and Human Services (HHS) undergoing a "sunset" or "shifting" of priorities, which some members maybe waiting to see what that sunset cushion will be for HHS and behavioral health. She reported that some of the changes that have been proposed include emergency detention and jail-based competency that were in the April 10, 2025, BHLT meeting packet. She also reported if anyone has any questions about any of the bills to email her at jmetzinger@ntbha.org. Lastly, she stated that there were also bills pertaining to boarding homes that reached the last hearing. She shared that one bill was presented yesterday and the other on either Monday, April 14, 2025, or Tuesday, April 15, 2025, which she will keep everyone posted with the outcome.
- Barbara West announced that STAC will host a graduation scheduled for Friday, May 16, 2025, in the Central Jury room at the Frank Crowley Courthouse.
- Judge Kristin Wade stressed the importance of everyone attending the BHSC and various committee meetings to work together and research resources and share any funding information in lieu of the governmental budget cuts.
- Judge Kristin Wade announced that the next meeting is scheduled for **Thursday, July 17, 2025, @ 8:30 am**. She reported if anyone has questions before the next scheduled meeting, to please contact: Judge Kristin Wade (kristin.wade@dallascounty.org) or Kimberly Rawls (kimberly.rawls@dallascounty.org).

Adjourn

Judge Kristin Wade adjourned the meeting at 9:47 am.

Department of Criminal Justice FY2025 SAMHSA Grant Project

	Oct	Nov	Dec	Jan	Feb	Mar	April	May	June	July	Aug	Sept	FY2025 Total	FY2024 Total	GRANT PERIOD GRAND TOTAL	
Nexus New Admissions	2	3	4	1	2	3	0	2	1				18	27	45	
Nexus Average Days in Jail/Community from Referral to Admission	17.5	14.3	27.5	6	12	13.66	N/A	6	35				16.50	13.06	14.78	
Homeward Bound New Admissions	2	3	3	2	4	3	2	0	0				19	18	37	
Homeward Bound Average Days in Jail/Community from Referral to Admission	14	24	30.3	28	25.75	28.33	19	N/A	N/A				24.20	23.44	23.82	
RESIDENTIAL TREATMENT DISCHARGES																
Successful	0	1	5	6	2	3	7	3	2				29	31	60	
Unsuccessful	1	2	0	1	2	0	0	1	0				7	9	16	
REFERRING SPECIALTY COURTS FY2025																
Number of Referrals by Specialty Court	AIM		14				MISD DWI		1				STAR			
	ATLAS		1				IIP						Veterans			
	Competency		9				Legacy Family		4				4-C			
	DDAC		1				MHJD/SET		11							
	DIVERT		5				STAC		10							

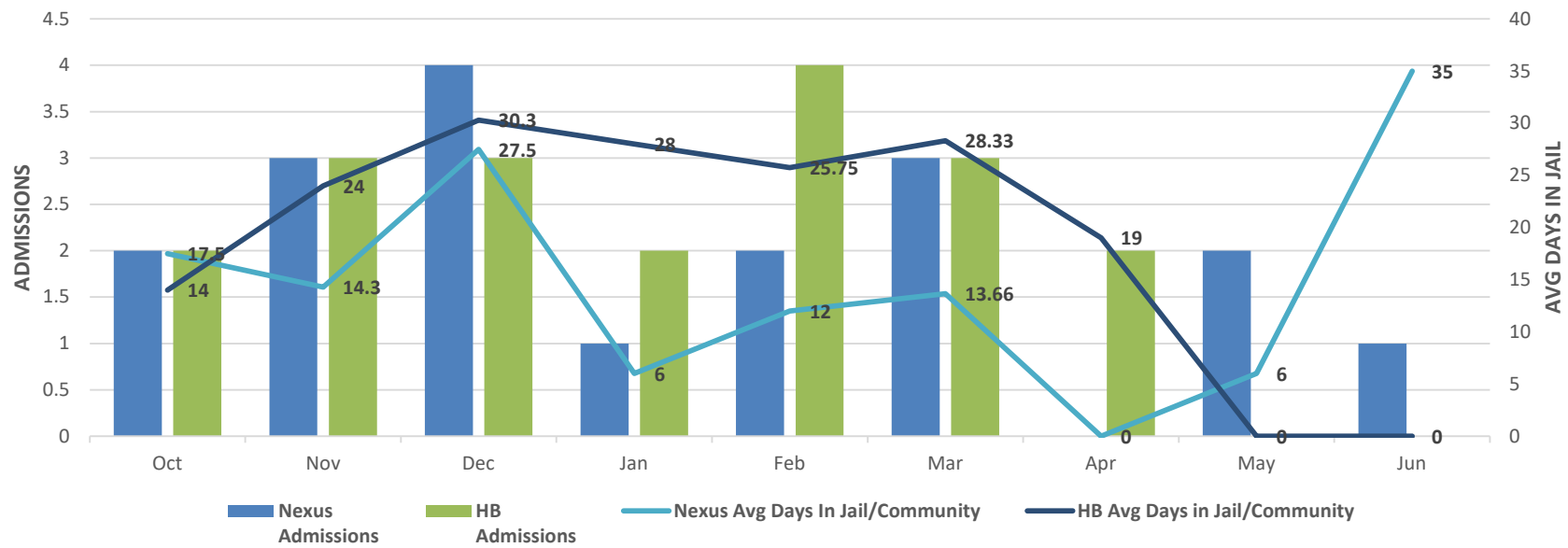
*Homeward Bound Pending Admission: 0

*Nexus Pending Admission: 2

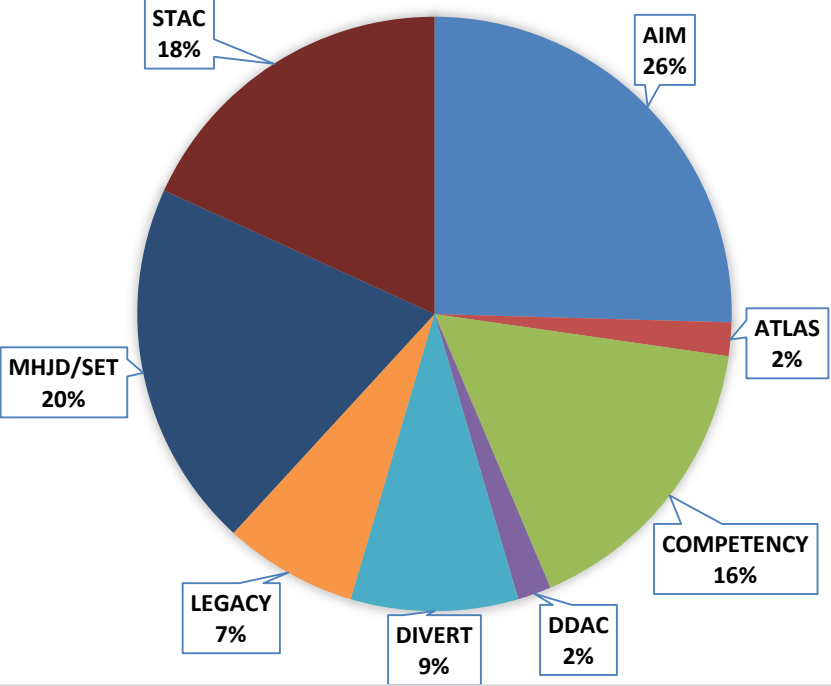
*Canceled Referrals: 16

*Clients Currently in Treatment 2

SAMHSA INPATIENT TREATMENT REFERRALS



SPECIALTY COURT REFERRALS



**Behavioral Health Steering Committee
530 Fund Sub-Committee
March 12, 2025**

ATTENDEES: Deborah Hill, **Serena McNair**, **Keta Dickerson**, Marcus Turner Jr, **Catherine Gould**, **Rebecca Malek**, **Jeremy Lewis**, **Trina Crosby**, Kimberly Duran, **Julie Turnbull**, **Harry Ingram**, **Bryan Smith**, **George Johnson**, **Christi Bustos**, **Janine Capetillo**, Regina Fowlks, **David A Woodruff**, Jessica Gamez, Adrianna Lawson, **Audrey Moorehead**, Jennifer Corona, **Charlene Randolph**, LaShonda Jefferson, **Michaela Himes**, Crystal Garland, **Vickie Rice**, **Alina Caratas**, Bibiana Castillo, **Lela Mays**, Marta Kang, Abigail Peak

**bold font indicates designated voting representatives*

Review/Approval of Minutes

The meeting was called to order by Deborah Hill at 9:01 AM. The meeting minutes from the February 12, 2025, meeting were reviewed. A motion to approve the minutes was made by Bryan Smith. Harry Ingram seconded the motion. The minutes were approved.

530 Fund Balance & Update

The current total balance is \$257,103.31. There are 370 bus passes available. Funds have been utilized for training, incentives, inpatient treatment, transitional housing, and drug testing. The operating total invoiced amount is \$43,424.74, and the current remaining balance is \$141,575.26. The incentives breakdown and all financial information can be found in the 530 Fund Sub-Committee meeting packet. The General Account 120 currently has a balance of \$22,102.58. The Specialty Court Survey that is required to be submitted to receive funds for incentives can be found in the packet.

Drug Testing

Deborah Hill reported that the current balance available for Drug Testing is \$36,110.00. The total line-item budgeted amount was \$44,400.00 of which \$8,290.00 has been invoiced.

Inpatient Treatment & Transitional Housing

The line-item budget for Inpatient Treatment at Salvation Army was \$34,000.00. The amount currently available for this line item is \$26,980.00. Deborah Hill reported that the total amount of transitional housing invoiced is \$7,020.00. The funds available for Transitional Housing are \$16,107.00

Voting Items

Deborah Hill opened the floor to discuss the logistics of court size determination regarding the amount of court team members, court capacity, or a combination of both. Serena McNair stated that in the past, court size was determined by the capacity of participants in the court. The court size was used to determine the allocation of incentives and drug testing for each court. Julie Turnbull mentioned that courts that have a growing number of participants require the court to increase their court staff. She requested that the committee consider using a combination of court capacity and court team members in determining court size and the utilization of state stipends. It was determined that there should be extra-large (150+ participants), large (100 - 149 court participants), and small court size (under 100). Charlene Randolph suggested that the

committee utilize the capacity that is recorded with the Office of the Governor (OOG) for each. If the capacity is changed with the OOG, the court must notify CJD to have the capacity updated on the 530 Specialty Court Roster. Michaela Himes made a motion that the committee vote that the determination of court size be determined by court capacity in which there will be 3 sizes: extra-large (150+ participants), large (149 – 100 participants), and small (under 100 participants), and Julie Turnbull seconded the motion. The following votes were received by the committee:

CSCD: Yes – Serena McNair

PD: Yes – Vickie Rice

DA: Yes – Julie Turnbull

CJD: Yes – Charlene Randolph

4C: Yes – Bryan Smith

AIM: Yes – George Johnson

ATLAS: Yes – Harry Ingram

Competency: Yes – Jeremy Lewis

DDC: Yes – Serena McNair

DIVERT: Yes – Trina Crosby

DWI Misd: Yes – Audrey Moorehead

DWI Felony: No Representative

IIP: Yes – Christi Bustos

Legacy: No Representative

MHJD/SET: No Representative

STAC: Yes – David Woodruff

STAR: Yes – Rebecca Malek

Veterans: Yes – Janine Capetillo

OOG: Yes – Keta Dickerson

Texas State Office of the Governor Update

Keta Dickerson reported that the OOG is scheduled to meet on June 6, 2025. The Peer Review process is currently in the developmental phase.

TASC Update

Marcus Turner stated that the prep meeting will be held either Wednesday, March 19th or Thursday, March 20th at 2:00 PM. A Frequently Asked Questions sheet has been provided in the meeting packet and will be discussed during the prep meeting. Registration fees for all 530 participants have been paid.

Department Updates

There were no department updates

Announcements

Deborah Hill reported that the submissions for the Share Your Sparkle video contest that will be held at the TASC conference is due March 13th. A copy of the flyer is provided in the meeting packet. Deborah Hill also mentioned that the 2025 – 2026 TASC Slate of Officers was disseminated via email and is provided in the meeting packet.

Adjournment

The meeting adjourned at 10:09 a.m. and will be reconvened on April 09, 2025, at 9:00 a.m.

Behavioral Health Steering Committee
530 Fund Sub-Committee
April 09, 2025

ATTENDEES: Abigail Peak, Alina Caratas, **Audrey Moorehead**, Barbara West, Bibiana Castillo, **Bryan Smith**, Catherine Gould, **Charlene Randolph**, **Christi Bustos**, Crystal Garland, **David A Woodruff**, Deborah Hill, **George Johnson**, Janine Capetillo, Jennifer Corona,, Jeremy Lewis, Jessica Gamez, **Julie Turnbull**, **Keta Dickerson**, Kimberly Duran, **Kristin Wade**, LaShonda Jefferson, Laura Edmonds, Louis Morris, **Lynn Cox**, Marcus Turner Jr, Marsha Edwards, Marta Kang, Michaela Himes, Olabisi Adams (External), Phebe Philemon (External), **Rebecca Malek**, Regina Fowlks, **Serena McNair**, **Trina Crosby**, Yordanos Melake
**bold font indicates designated voting representatives*

Review/Approval of Minutes

The meeting was called to order by Deborah Hill at 9:01 AM. Presentations from Parkland Correctional Health Impactful MAT Programs and Life Enhancement Services were presented to the committee. The meeting minutes from the March 12, 2025 meeting were reviewed. A motion to approve the minutes was made by Judge Kristin Wade. Michaela Himes seconded the motion. The minutes were approved and accepted.

530 Fund Balance & Update

The current total balance for the 530 fund is \$242,533.17. There are 310 bus passes available. The FY25 Account Credits balance is \$60,624.84, and the current operating remaining balance is \$119,708.38. Deborah Hill reported that the remaining balance for specialty court incentives is \$20,350.00. Serena McNair mentioned that she is in the process of contacting the remaining courts who have not completed the survey required to be eligible to receive funds for incentives. The balance available in Account 120 is \$27,088.39.

Drug Testing

Deborah Hill reported that the current balance available for Drug Testing is \$34,923.85. The total line-item budgeted amount was \$44,400.00 of which \$9,476.15 has been invoiced.

Inpatient Treatment & Transitional Housing

The line-item budget for Inpatient Treatment at Salvation Army was \$34,000.00. The amount currently available for this line item is \$22,552.00. The current funds available for Transitional Housing are \$13,269.00.

TASC Update & Take Aways

Kim Duran announced that AIM court won second place in the Video Contest during the conference. Deborah Hill mentioned that reimbursements for the TASC conference are actively being submitted. A briefing request is being resubmitted to be included in the April 15, 2025 Commissioner's Court Agenda. The additional briefing will include the airfare expenses for the TASC conference.

Bus Pass Distribution

Deborah Hill stated that there are currently 310 bus passes available to utilize for the remainder of the fiscal year. Ms. Hill proposed that funds be transferred from the drug testing line-item to purchase additional bus passes. Judge Kristin Wade mentioned that additional funds are needed to purchase bus passes as the MHJD and SET courts rely heavily on providing passes to indigent and homeless participants, which assist with ensuring that they remain compliant. Ms. Barbara West stated that STAC court also struggles with keeping a supply of bus passes for their homeless clients. She mentioned that many of their clients rely on the passes to provide transportation to attend court.

It was determined that historically there was not a set policy regarding the distribution of bus passes and may have been distributed to the courts according to court capacity. Deborah Hill mentioned that a policy for the distribution of bus passes will be implemented to allow standardization. The amount of funds to be transferred will be discussed at the next 530 Sub-Committee meeting.

Department Updates

No department updates

Announcements

Deborah Hill announced that CJD will be working to submit a resolution to Commissioners Court in May to recognize National Treatment Court Month. The All Rise conference will be held in May. The Request to Add Discussion Topic to Meeting Agenda form was provided in the meeting packet. The form should be utilized to request a topic be presented during the 530 Sub-Committee meeting.

Adjournment

The meeting was adjourned and will be reconvened on May 14, 2025, at 9:00 a.m.

Male Jail Based Competency Restoration Monthly Totals														
	25-Jan	25-Feb	25-Mar	25-Apr	25-May	25-Jun							Total	2024 Totals
Beginning of Month	17	19	14	15	17	18								
JBCR Referrals	9	10	12	5	12	9							57	103
JBCR Referrals Entered Into Program	3	3	3	4	9	6							28	84
Successful Completions														
Transitioned to OCR	0	0	0	0	0	0							0	2
Found Competent	1	6	1	1	5	1							15	48
Case Dismissed/ Community Transition	0	1	1	0	0	0							2	7
Unsuccessful Completions/ ICR Transfers														
Transferred to State Hospital	0	1	0	1	3	2							7	5
JBCR Discharge: Client Withdraw	0	0	0	0	0	0							0	1
JBCR: Client Removed for Clinical Reasons	0	0	0	0	0	1							1	9
JBCR Discharge: Client Removed for Behavioral Reasons	0	0	0	0	0	0							0	16
End of Month (Program Capacity of 24)	19	14	15	17	18	20								
Average LOS in JBCR (Days)	79	104	36	104	86	98								
Average LOS in Jail for JBCR Successful Completions (Days)	79	109	36	81	63	250								
Average LOS in Jail for JBCR Unsuccessful Completions (Days)	NA	70	NA	124	93	47								
Average LOS for placement for males to Non-Maximum Secure State Hospital	379 days	286 days	309 days	289 days	322 days	283 days								
Average LOS for placement for males to Maximum-Secure State Hospital	421 days	435 days	453 days	339 days	339 days	341 days								
Total Jail Beds Saved	20	882	833	185	664	296							2880	10811
Total Cost Savings in Jail Bed Days	\$ 1,702.60	\$ 78,030.54	\$ 73,695.51	\$ 16,366.95	\$ 58,744.08	\$ 26,187.12							\$ 254,726.80	\$ 920,340.43

Female Jail Based Competency Restoration Monthly Totals													
	25-Jan	25-Feb	25-Mar	25-Apr	25-May	25-Jun						Total	2024 Totals
Beginning of Month	9	9	7	11	11	9							
JBCR Referrals	3	2	10	2	2	4						23	54
JBCR Referrals Entered Into Program	1	2	4	1	1	2						11	40
Successful Completions													
Transitioned to OCR	0	0	0	0	0	0						0	2
Found Competent	2	2	2	3	2	0						11	16
Case Dismissed/ Community Transition	0	1	0	0	0	0						1	12
Unsuccessful Completions/ ICR Transfers													
Transferred to State Hospital	0	1	1	1	1	2						6	5
JBCR Discharge: Client Withdraw	0	0	0	0	0	0						0	4
JBCR: Client Removed for Clinical Reasons	0	0	0	0	0	0						0	2
JBCR Discharge: Client Removed for Behavioral Reasons	0	0	0	0	0	0						0	2
End of Month (Program capacity of 10)	9	7	11	11	9	10						57	
Average LOS in JBCR (Days)	95	81	106	78	89	67							
Average LOS in Jail for JBCR Successful Completions (Days)	95	43	89	95	78	NA							
Average LOS in Jail for JBCR Unsuccessful Completions (Days)	NA	196	141	26	111	67							
Average LOS for placement for females to Non-Maximum Secure State Hospital	273 days	207 days	185 days	184 days	198 days	216 days							
Average LOS for placement for females to Maximum-Secure State Hospital	517 days	503 days	514 days	510 days	517 days	547 days							
Total Jail Beds Saved	0	279	55	203	662	0						1199	7785
Total Cost Savings in Jail Bed Days	\$ -	\$ 24,683.13	\$ 4,865.85	\$ 17,959.41	\$ 58,567.14	\$ -						\$ 106,075.53	\$ 663,882.67

Jail Competency Stats 2025															
	Jan	Feb	March	April	May	June	July	Aug	Sept	Oct	Nov	Dec	2025	2024	
													Averages	Averages	
Waiting for the hospital - End of month	245	231	240	237	219	231							234	266	
*Only misdemeanor charge pending	8	7	4	5	5	9							6	24	
Hold on Transport (OCR)	21	20	15	17	26	23							20	22	
Maximum Secure Facility	81	77	76	73	68	68							74	95	
Males	46	41	37	39	32	30							38	65	
Females	35	36	39	34	36	38							36	30	
Daily Cost @ \$88.47	\$227,633.31	\$193,218.48	\$208,435.32	\$193,749.30	\$186,494.76	\$180,478.80							\$198,335.00	\$248,455.80	
Non-Maximum Secure Facility	164	154	164	164	151	163							160	171	
Males	131	126	133	136	131	140							133	124	
Females	33	28	31	28	20	23							27	47	
Daily Cost @ \$88.47	\$449,781.48	\$381,482.64	\$449,781.48	\$435,272.40	\$414,128.07	\$432,618.30							\$427,177.40	\$448,939.04	
Returned to jail from the hospital	25	15	18	24	15	30							21	17	
													Totals	Totals	
Admitted to the state hospital	17	36	21	29	37	25							165	265	
Maximum Secure Facility	8	12	9	6	8	7							50	110	
Non-Maximum Secure Facility	5	9	6	15	22	10							67	74	
Dallas Behavioral Health (DBH)- ARPA Admissions	0	0	0	0	0	0							0	16	
Current DBH Census (16 bed capacity)	6	1	1	0	0	0							8		
Dallas Behavioral Health (DBH) - HHSC (4/1/2024) Admissions	0	6	3	2	1	0							12	15	
Current DBH Census (16 bed capacity)	7	8	11	14	15	11							66		
Hickory Trail - HHSC (4/1/2024) Admissions	4	8	3	6	6	4							31	40	
Current Hickory Trail- HHSC Census (28 bed capacity)	24	19	18	19	24	22							126		
Perimeter - HHSC Admissions	0	1	0	0	0	4							5	7	
Current Perimeter- HHSC Census (7 bed capacity)	5	5	5	5	5	7							32		
Individuals removed from waitlist (Restored in jail or released from jail to community services)	18	17	12	13	8	9							77	316	
Pending Order of Protective Custody (OPC) Referrals	6	13	14	11	1	4									
Pending Misdemeanor OPC Referrals	6	13	14	11	1	4									
Pending Felony OPC Referrals	0	0	0	0	0	0									
Total Misdemeanors Released from Jail to Hospital on OPC	3	2	4	6	17	5							37	50	
Total Felonies Released from Jail to Hospital on OPC	10	0	0	0	0	0							10	29	
Total Competency Evaluations Completed	93	106	131	116	114	124							684	1403	
New Evals - Incompetent	62	63	83	75	79	82							444 (65%)	877 (63%)	
New Evals - Competent	31	43	48	41	35	42							240 (35%)	526 (37%)	
Average Wait Times (Days)													Averages	Averages	
Non-Maximum Secure Hospital -- Males	379	286	309	289	322	283							311	317	
Non-Maximum Secure Hospital -- Females	273	207	185	184	198	216							211	263	
Maximum Secure Hospital: Article 17.032(a) charges -- Males	421	435	453	339	339	341							388	427	
Maximum Secure Hospital: Article 17.032(a) charges -- Females	517	503	514	510	517	547							518	562	
Maximum Secure Hospital: NGRI -- Males	NGRI cases take priority for admission to Vernon State Hospital. Expected admission time is < 30 days														
Maximum Secure Hospital: NGRI -- Females															
*Note: All individuals who are found Not Guilty by Reason of Insanity (NGRI) or found incompetent to stand trial with an offense listed in Article 17.032(a) of the Code of Criminal Procedure must															

Jail Competency Stats 2025 (by Doctor)													
	Jan	Feb	March	April	May	June	July	Aug	Sept	Oct	Nov	Dec	Totals
Dr. Sanjay Adhia, M.D	0	0	0	1	0	0							1
Competent	0	0	0	0	0	0							0
Incompetent	0	0	0	1	0	0							1
Dr. Daniel Altman, Ph.D	1	0	0	0	0	0							1
Competent	1	0	0	0	0	0							1
Incompetent	0	0	0	0	0	0							0
Dr. Lisa Clayton, M.D.	6	10	27	7	7	10							67
Competent	3	3	9	3	4	4							26
Incompetent	3	7	18	4	3	6							41
Dr. Kristi Compton, Ph.D.	0	0	1	1	1	0							3
Competent	0	0	0	0	0	0							0
Incompetent	0	0	1	1	1	0							3
Dr. Warren Lee, M.D.	4	9	14	14	14	13							68
Competent	2	4	7	9	5	6							33
Incompetent	2	5	7	5	9	7							35
Dr. Antoinette McGarrahan, Ph. D	0	0	0	0	1	0							1
Competent	0	0	0	0	1	0							1
Incompetent	0	0	0	0	0	0							0
Dr. Ankit Parmar, M.D	0	0	0	1	0								1
Competent	0	0	0	0	0	0							0
Incompetent	0	0	0	1	0	0							1
Dr. Michael Pittman, M.D.	82	86	89	92	91	101							541
Competent	25	36	32	29	25	32							179
Incompetent	57	50	57	63	66	69							362
Dr. James Schutte, Ph.D	0	1	0	0	0	0							1
Competent	0	0	0	0	0	0							0
Incompetent	0	1	0	0	0	0							1
Total Competency Evaluations Completed	93	106	131	116	114	124	0	0	0	0	0	0	684

Outpatient Competency Restoration Monthly Totals													
	Jan	Feb	Mar	April	May	June	July	Aug	Sept	Oct	Nov	Dec	2025 Totals
Beginning of Month	51	52	46	44	45	44	46						
<u>Misdemeanor</u>	11	14	13	8	6	4	5						
Placed in OCR	5	2	0	3	1	2							13
Boarding Home Placement	2	2	0	3	1	1							9
Dispo	2	3	5	5	3	1							19
Outpatient to Inpatient	0	0	0	0	1	1							2
Abscond	0	0	1	1	0	0							2
Restored	1	0	0	0	0	0							1
Dismissed	1	3	4	4	2	0							14
<u>Felony</u>	40	38	33	36	39	40	41						
Placed in OCR	1	1	7	13	4	3							29
Boarding Home Placement	1	1	4	10	3	3							22
Dispo	3	6	4	10	3	2							28
Outpatient to Inpatient	0	1	1	3	0	0							5
Abscond	0	1	0	2	1	2							6
Restored	1	3	3	5	2	0							14
Not restored -- Graduated	2	1	0	0	0	0							3
End of Month	52	46	45	45	44	46							

2024
Totals
50
31
50
9
1
0
39
72
41
68
22
18
15
13

FUSE DATA FY 2024-2025

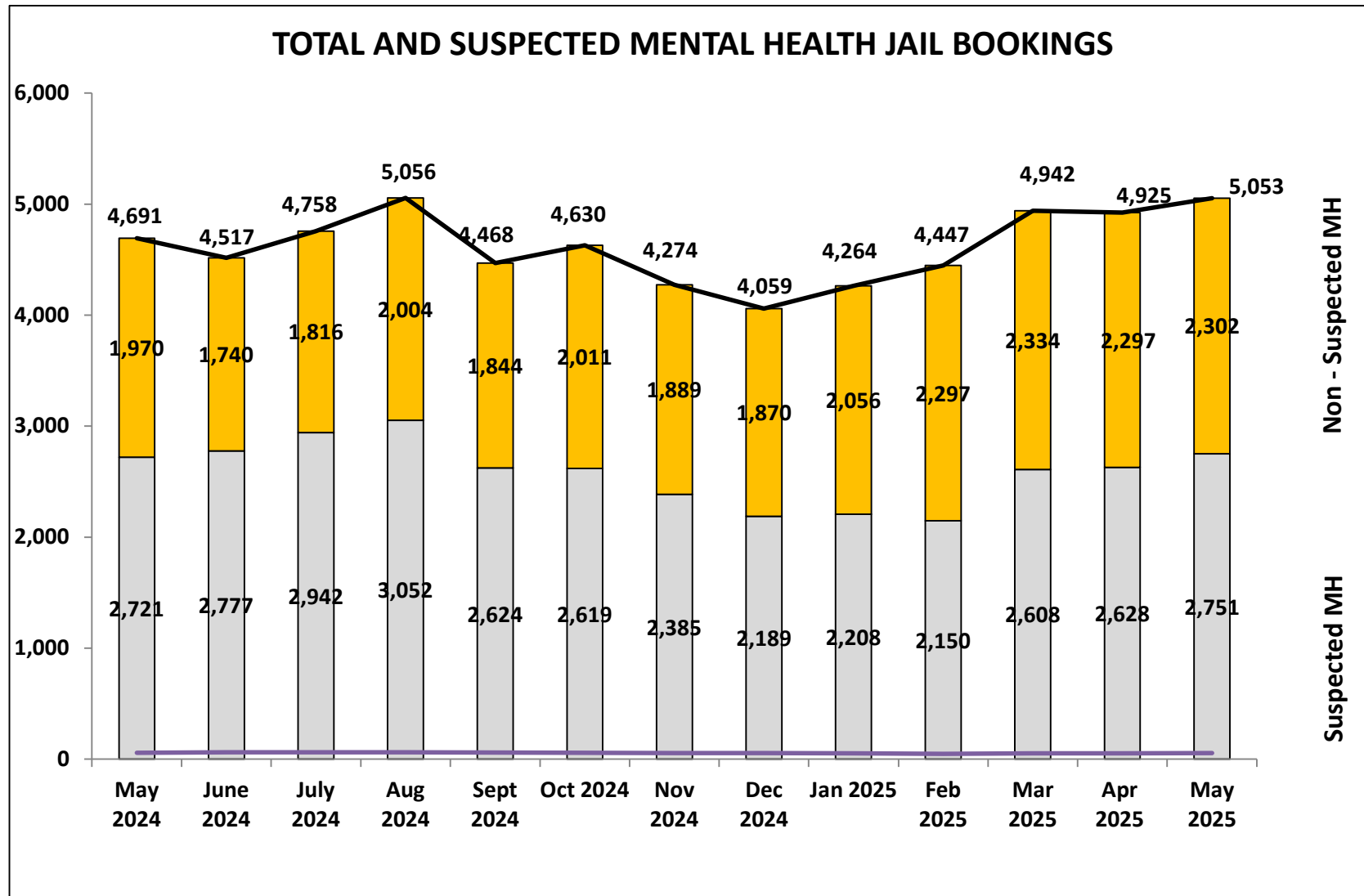
12 MONTH

Category Item	May	June	July	Aug	Sept	Oct	Nov	Dec	Jan	Feb	Mar	Apr	May
Total Clients Screened for FUSE	120	171	107	134	164	209	195	84	94	127	132	141	106
Referral Source													
Jail FUSE Navigator Screening	0	3	0	0	42	29	20	22	8	1	10	8	2
Pretrial Referral	15	13	23	26	12	12	17	15	12	12	24	29	12
Defense Attorney Referral	11	21	14	33	22	27	6	6	3	7	12	6	4
Shelter/Parkland Hospital Street FUSE Navigator Referral	7	5	6	0	0	0	0	0	0	0	1	0	2
NTBHA Living Room Referral	4	4	0	1	0	0	3	0	0	10	9	3	0
Dallas Deflection Center	40	9	0	0	0	0	0	0	0	0	0	9	6
Probation/CSCD	3	1	1	1	0	0	0	0	0	0	1	0	0
Other Referral Source (Adapt, Community Partners, etc.)	40	115	63	73	88	141	149	41	71	97	75	86	80
Interview Outcomes													
Client Refused to be interviewed or Participate	5	1	2	1	7	3	3	5	2	2	4	2	0
Client reported not being Unsheltered	3	3	2	0	1	0	0	0	2	1	4	0	0
Unavailable to Interview	25	0	10	1	2	0	0	0	0	0	0	0	0
Pending Interview	0	0	0	8	16	27	20	0	0	0	37	39	38
Other Outcome Categories (*See Below)	72	145	74	107	125	158	158	67	73	103	74	80	56
Total Released from Jail to FUSE	15	22	19	17	13	21	14	12	17	22	13	20	12
Shelter Connection Rate													
Austin Street Center	3	4	3	8	4	12	5	6	3	5	4	11	6
The Bridge	5	5	2	6	7	6	7	4	4	4	4	5	5
Salvation Army	3	3	3	3	2	3	2	2	5	2	4	2	1
Other Local Shelter, Boarding Homes, & Shelter Ref's	3	0	0	1	1	0	0	0	0	1	1	2	0
No Response	0	0	0	0	0	0	0	0	0	0	0	0	0
Left Before Entering Program/Did Not Connect	4	10	11	11	10	10	7	6	5	10	8	14	10
Housed	0	0	0	0	0	0	1	0	0	0	0	0	0
Housing Priority List, Info sent to Housing Forward, or Reunited w/Family	2	0	2	1	1	0	0	0	0	0	0	0	0

*** Other Categories:** Released to Another Program or Agency, Boarding Home Placement, Referral Banned from Shelter, Client didn't qualify for FUSE, Immigration Hold, Released (i.e. Posted Bond), Referred by Shelters/Street Outreach, FUSE bond denied, Waiting on info, Sex Offender, Not in AIS, Waiting on Bond to Post, and Pending attorney response & etc.

DALLAS COUNTY BEHAVIORAL HEALTH HOUSING WORK GROUP

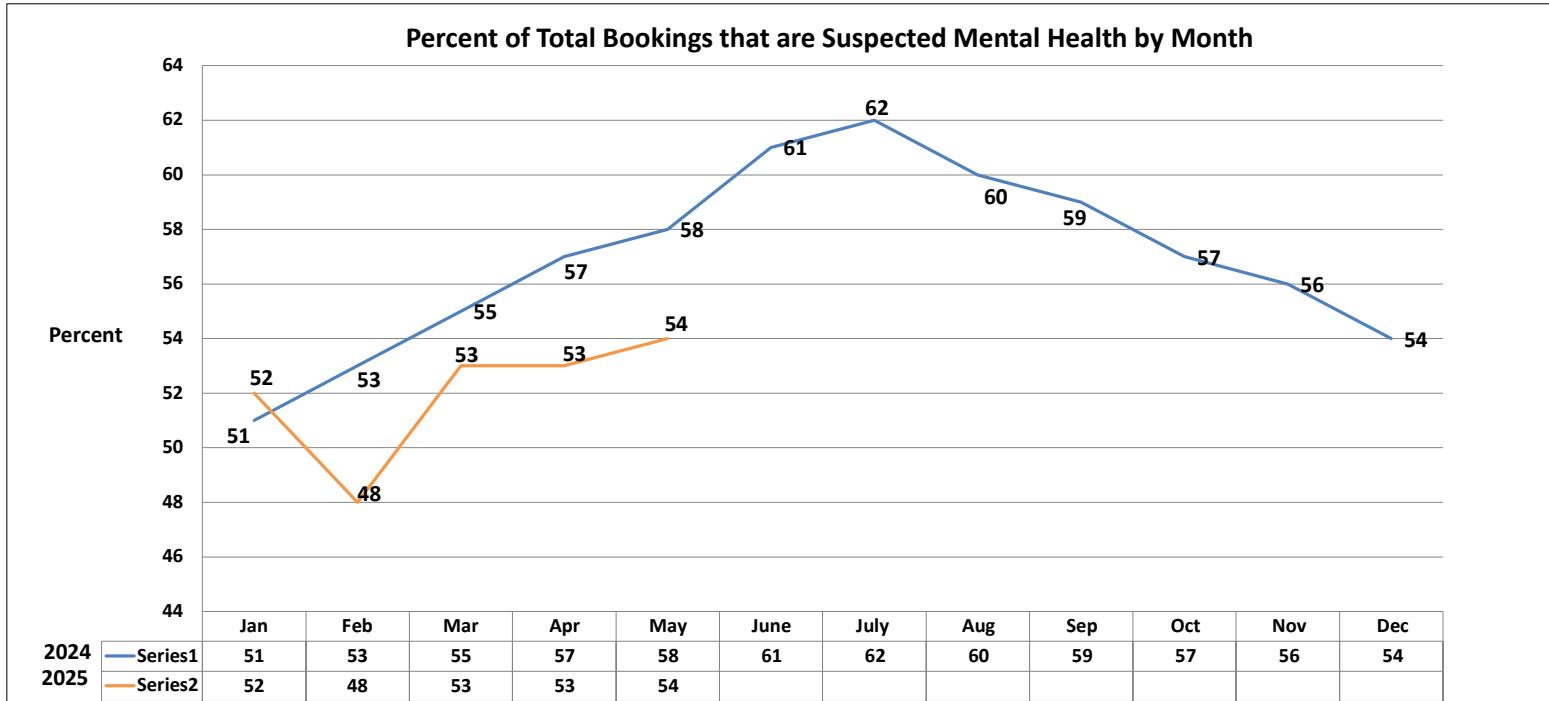
May 2025 Homeless Report Snapshot



DALLAS COUNTY BEHAVIORAL HEALTH HOUSING WORK GROUP

Month-to-Month Category Total Differences

Months	Total Monthly Bookins	Total Suspected MH Bookins
Apr 2025 to May 2025	4925 to 5053 - Increase 128	2628 to 2751 - Increase 123



DALLAS COUNTY BEHAVIORAL HEALTH HOUSING WORK GROUP

Homeless Breakdown and Avg LOS - Apr 2025 to May 2025

Month/Yr	Category	Total Bookings	Percent	Percent Note
Apr 2025	Suspected MH	2,628	53%	% of total bookings [4925]
	Homeless	723	15%	% of total bookings [4925]
	Homeless w/Suspected MH flag	525	73%	% of total homeless [723]

Month/Yr	Category	Total Bookings	Percent	Percent Note
May 2025	Suspected MH	2,751	54%	% of total bookings [5053]
	Homeless	772	15%	% of total bookings [5053]
	Homeless w/Suspected MH flag	570	74%	% of total homeless [772]

Month/Yr	Avg LOS Total Bookings [days]	Avg LOS Homeless Bookings [days]
Apr 2025	7	10
May 2025	7	10

Monthly Unsheltered Expense

- Count of May 2025 Unsheltered Bookings = 772 (772 of 5053 = 15% of total May Bookings)
- ALOS for all May unsheltered 772 bookings as of 6/9/25 = 15 (14*\$88.47(Daily Jail Bed rate) = \$1327.05 per Individual)
- As of 6/9/2025, Total number of Unsheltered Releases = 379
- Average Length of Stay (ALOS) for the 379 releases = 7 (7*\$88.47(Daily Jail Bed rate) = \$619.29 per Individual)

Below are the top 6 offense categories for the 772 Unsheltered

Offenses	Count of BookInNo	LEA	Count of BookInNo
CRIMINAL TRESPASS	150	DALLAS POLICE	433
POSS CS PG 1/1-B <1G	102	DART Police	99
Holds	61	Dallas County Sheriff	57
POSS CS PG 1/1-B >=1G<4G	29	Irving Police	56
AGG ASSAULT W/DEADLY WEAPON	18	Garland Police	22
RESIST ARREST SEARCH OR TRANSPORT	18	Richardson Police	18

DALLAS COUNTY BEHAVIORAL HEALTH HOUSING WORK GROUP

Homeless Primary Offense Categories - Apr 2025 to May 2025

Offense Categories	Apr 2025 total	Apr 2025 %	May 2025 total	May 2025 %	MTD
Arson	3	0.4%	1	0.1%	
Assaultive	56	7.7%	58	7.5%	
Burglary	22	3.0%	32	4.1%	10 Increased
Criminal Mischief	16	2.2%	16	2.1%	
Criminal Trespass	121	16.7%	154	19.9%	33 Increased
Drug/Alcohol	189	26.1%	192	24.9%	
Evading	26	3.6%	29	3.8%	
False Info/Fail to Identify	39	5.4%	31	4.0%	
Fraud	9	1.2%	10	1.3%	
HOLDS	66	9.1%	64	8.3%	
Murder	0	0.0%	0	0.0%	
Other	61	8.4%	63	8.2%	
Prostitution	0	0.0%	11	1.4%	11 Increased
Resist	12	1.7%	19	2.5%	
Robbery	17	2.4%	12	1.6%	
Sexual Offense	12	1.7%	18	2.3%	
Theft	58	8.0%	50	6.5%	
UUMV	16	2.2%	12	1.6%	
TOTAL	723	100.0%	772	100.0%	

HOLDS: Citation/Tickets, Insufficient Bonds/Insufficient Bond Warrants, External Holds (Transfer to another county), and Parole Violations

Other: Offense categories with one or two charge occurrences of monthly bookin totals (i.e. Terrorist Threats, Child Endangerment, Stalking, etc.)

UUMV: Unauthorized Use of a Motor Vehicle (i.e. Joyriding)

Month-to-Month Category Total Differences

= MTD by +/- 10 bookins

KRIST CALDWELL FY2025 MISDEMEANOR DIVERT MENTAL HEALTH COURT STATS CCCAP1/WADE														
MONTH	BEGINNING # OF PENDING CASES	Rediverts	+NEW CASES RECEIVED THIS MONTH	=TOTAL CASES	TBJ	TBC	PLEAS	DISMISSAL	OTHER	TOTAL DISPOSITIONS	ENDING # PENDING CASES **	CURRENT PARTICIPANTS	NUMBER OF GRADUATES	BOND**
April	44	0	14	58	0	0	0	0	2	2	56	32	0	13

HARRY INGRAM				FY2025 ATLAS STATISTICS										203rd			
MONTH	BEGINNING # OF PENDING CASES	+NEW CASES RECEIVED THIS MONTH	=TOTAL CASES	TBJ	TBC	PLEAS	REV	GRADUATES	PROBATIO N MODIFICA TIONS	DISMISS ALS	OTHERS	TOTAL DISPOSI TIONS	ENDING # PENDING CASES **	CURRENT T ATLAS PARTICIP ANTS	CURRENT PARTICIPA NTS IN CUSTODY	FORMER ATLAS PARTICIPA NTS	BOND
April	25	1	26	0	0	0	0	1	0	0	0	1	25	25	8	0	17

HARRY INGRAM																FY2025 S.E.T. STATISTICS										291st	
MONTH	BEGINNING # OF PENDING CASES	+NEW CASES RECEIVED THIS MONTH	=TOTAL CASES	TBJ	TBC	PLEAS	REV	GRADUATES	PROBATIO N MODIFICA TIONS	DISMISS ALS	OTHERS	TOTAL DISPOSI TIONS	ENDING # PENDING CASES **	CURREN T PARTICIP ANTS	CURRENT PARTICIPA NTS IN CUSTODY	FORMER PARTICIPA NTS	Bond										
April	83	6	89	0	0	0	0	4	0	0	1	5	84	43	4	0	39										

April FY2025 MHPD STATS													
	BEGINNING # OF PENDING CASES	+NEW CASES RECEIVED THIS MONTH	=TOTAL CASES	TRIALS	PLEAS	COND. DISM.	REVK	REVC	DISMISSALS	INCOMP. ENTENT	REFERRALS	OTHER COUNSEL APPT.	TOTAL CLOSED
Lenox	278	19	297	0	4	2	0	0	9	0	0	10	25
Strather	278	18	296	0	4	2	0	0	9	0	0	10	25
Caldwell	115	9	124	0	0	0	0	0	2	0	0	9	11

April	FY2025 FELONY COMPETENCY STATISTICS															
MONTH	BEGINNING # OF CASES	NEW CASES THIS MONTH	TBJ	TBC	Alt Trial Dispos.	PLEA S	REVO- CATION S	DISMISSALS	PROBATI ON	COMP. HRG.	EXTEN SIONS	CIVIL COMMI T.	MHMR REFER RAL	CONSUL TS	OTHER	ENDING # OF PEOPLE IN OCR
Harden	120	2	0	0	0	0	0	3	1	6	0	0	0	0	1	7
Scott	34	1	0	0	0	0	0	3	2	0	3	0	0	0	0	3
Foster	64	10	0	0	0	1	1	4	0	4	0	0	0	0	2	0

RANDALL SCOTT FY2025 MISDEMEANOR COMPETENCY STATISTICS																
MONTH	BEGINNING # OF CASES	NEW CASES THIS MONTH	TBJ	TBC	Alt Trial Dispos.	PLEAS	REVOCATION S	DISMISSALS	PROBATION	COMP. HRG.	EXTENSIONS	CIVIL COMMIT T.	MHMR REFERRAL	CONSULTS	OTHER	ENDING # OF PEOPLE IN OCR
April	93	42	0	0	0	0	0	75	0	14	0	8	0	0	0	5

MI Court																										
MONTH	TOTAL NEW CASES RECEIVED	NEW CLIENTS AT TERRELL	NEW CLIENTS AT MEDICAL CENTER MCKINNEY	NEW CLIENTS AT GLEN OAKS	NEW CLIENTS AT TEXOMA	NEW CLIENT S AT PERIMETER BEHAVIORAL HEALTH CARE	NEW CLIENTS AT PARKLAND	NEW CLIENTS AT CLEMENTS (formerly ZALE LIPSHY)	NEW CLIENTS AT DALLAS PRESBYTERIAN	NEW CLIENT S AT DALLAS BEHAVIORAL HEALTH	NEW CLIENTS AT HICKORY TRAILS	NEW CLIENT S AT VA	NEW CLIENTS AT GREEN OAKS	NEW CLIENTS AT GARLAND BEHAVIORAL	NEW CLIENTS AT METHODIST RICHARDSON	NEW CLIENTS AT WELLBRIDGE	NEW CLIENTS AT THRAPLINGTON	MRM/MILLWOOD/HAVEN	PROBABLE CAUSE HEARINGS HELD	NO CONTEST COMMIT	CONTESTED COMMIT	FORCED MEDS HEARING IN COURT	MODIFICATION HEARINGS	OUTPATIENT COMMIT	INPATIENT COMMIT	
L. Roberts	116	4	20	27	0	0	0	0	0	65	0	0	0	0	0	0	0	0	0	1	0	9	8	0	0	0
C. Cox	141	0	0	0	0	0	115	4	22	0	0	0	0	0	0	0	0	0	0	0	12	9	1	0	12	
K. Nelson	107	0	0	0	0	0	0	0	0	0	95	12	0	0	0	0	0	0	2	0	6	5	0	0	0	
R. Black	143	0	0	0	0	35	0	0	0	0	0	0	68	0	40	0	0	0	3	0	10	7	0	0	0	

DAN ECKSTEIN													MHPR BOND STATS						
	INITIAL ELIGIBILITY DAILY LIST (MH FLAGS)	MHPR BOND APPOINTMENTS FROM DAILY LIST (MH FLAGS MINUS THOSE SCREENED- OUT)	MHPR BOND HEARING- BOND GRANTED (# of clients)	MHPR BOND HEARING-BOND DENIED (# of clients)	TOTAL HEARING S (# of clients)	Total # of Cases	Total # of Felony Cases	# of Felonies S Approved	# of Felonies S Denied	Total # of Misd. Cases	# of Misd's Approved	# of Misd's Denied							
MONTH																			
April	3112	426	57	37	94	143	102	59	43	41	21	20							

KRIST CALDWELL FY2025 MISDEMEANOR DIVERT MENTAL HEALTH COURT STATS CCCAP1/WADE														
MONTH	BEGINNING # OF PENDING CASES	Rediverts	+NEW CASES RECEIVED THIS MONTH	=TOTAL CASES	TBJ	TBC	PLEAS	DISMISSAL	OTHER	TOTAL DISPO SITION S	ENDING # PENDIN G CASES **	CURRE NT PARTI CIPAN TS	NUMBE R OF GRADU ATES	BOND** *
May	56	0	4	60	0	0	4	2	3	9	51	31	2	14

HARRY INGRAM				FY2025 ATLAS STATISTICS										203rd			
MONTH	BEGINNING # OF PENDING CASES	+NEW CASES RECEIVED THIS MONTH	=TOTAL CASES	TBJ	TBC	PLEAS	REV	GRADUATES	PROBATIO N MODIFICA TIONS	DISMISS ALS	OTHERS	TOTAL DISPOSI TIONS	ENDING # PENDING CASES **	CURREN T ATLAS PARTICIP ANTS	CURRENT PARTICIPA NTS IN CUSTODY	FORMER ATLAS PARTICIPA NTS	BOND
May	25	1	26	0	0	0	0	1	0	0	0	1	25	25	8	0	17

HARRY INGRAM																	FY2025 S.E.T. STATISTICS										291st	
MONTH	BEGINNING # OF PENDING CASES	+NEW CASES RECEIVED THIS MONTH	=TOTAL CASES	TBJ	TBC	PLEAS	REV	GRADUATES	PROBATIO N MODIFICA TIONS	DISMISS ALS	OTHERS	TOTAL DISPOSI TIONS	ENDING # PENDING CASES **	CURREN T PARTICIP ANTS	CURRENT PARTICIPA NTS IN CUSTODY	FORMER PARTICIPA NTS	Bond											
May	83	6	89	0	0	0	0	4	0	0	1	5	84	43	4	0	39											

May FY2025 MHPD STATS													
	BEGINNING # OF PENDING CASES	+NEW CASES RECEIVED THIS MONTH	=TOTAL CASES	TRIALS	PLEAS	COND. DISM.	REVK	REVC	DISMISSALS	INCOMPETENT	REFERRALS	OTHER COUNSEL APPT.	TOTAL CLOSED
Lenox	209	16	125	0	2	0	0	0	6	0	0	11	19
Strather	271	12	282	0	1	3	0	0	14	4	2	1	25
Caldwell	107	26	133	0	2	0	0	0	0	0	3	15	20

May	FY2025 FELONY COMPETENCY STATISTICS																
MONTH	BEGINNING # OF CASES	NEW CASES THIS MONTH	TOTAL	TRIALS	JAIL PLEA	PROB PLEA	REVK	REVC	DISMISS ALS	EXTEN SIONS	HOSP. TRANS FER	OTHER	TOTAL DISPOS ED	TOTAL ENDING PENDIN G	ENDING # OF PEOPLE IN PTI	ENDING # OF PEOPLE IN OCR	ENDING # OF PEOPLE IN JCBR
Harden	118	9	127	0	0	3	0	1	1	0	0	0	5	122	7	6	2
Scott	34	3	37	0	2	0	0	0	0	0	0	0	2	35	0	1	0
Foster	65	4	0	0	2	0	0	2	6	0	4	2	16	53	1	8	7

RANDALL SCOTT FY2025 MISDEMEANOR COMPETENCY STATISTICS																
MONTH	BEGINNING # OF CASES	NEW CASES THIS MONTH	TBJ	TBC	Alt Trial Dispos.	PLEAS	REVO-CATION S	DISMISSALS	PROBATION	COMP. HRG.	EXTENSIONS	CIVIL COMMIT.	MHMR REFERRAL	CONSULTS	OTHER	ENDING # OF PEOPLE IN OCR
May	79	82	0	0	0	0	0	64	0	7	0	5	0	0	0	3

May	MI Court																								
MONTH	TOTAL NEW CASES RECEIVED	NEW CLIENTS AT TERRELL	NEW CLIENTS AT MEDICAL CENTER MCKINNEY	NEW CLIENTS AT GLEN OAKS	NEW CLIENTS AT TEXOMA	NEW CLIENT S AT PERIMETER BEHAVIORAL HEALTH CARE	NEW CLIENTS AT PARKLAND	NEW CLIENTS AT CLEMENTS (formerly ZALE LIPSHY)	NEW CLIENTS AT DALLAS PRESBYTERIAN	NEW CLIENT S AT DALLAS BEHAVIORAL HEALTH	NEW CLIENTS AT HICKORY TRAILS	NEW CLIENT S AT VA	NEW CLIENTS AT GREEN OAKS	NEW CLIENTS AT GARLAND BEHAVIORAL	NEW CLIENTS AT METHODIST RICHARDSON	NEW CLIENTS AT WELLBRIDGE	NEW CLIENTS AT THR ARLINGTON	MRM/ MILLWOOD/ AVEN	PROBABLE CAUSE HEARINGS HELD	NO CONTEST COMMIT	CONTESTED COMMIT	FORCED MEDS HEARING IN COURT	MODIFICATION HEARINGS	OUTPATIENT COMMIT	INPATIENT COMMIT
L. Roberts	102	5	12	39	0	0	0	0	0	46	0	0	0	0	0	0	0	0	1	0	14	16	0	0	0
C. Cox	120	0	0	0	0	0	99	9	12	0	0	0	0	0	0	0	0	0	1	0	14	8	1	0	14
K. Nelson	99	0	0	0	0	0	0	0	0	0	85	14	0	0	0	0	0	0	1	0	5	6	0	0	0
R. Black	160	0	0	0	0	50	0	0	0	0	0	0	63	0	47	0	0	0	5	0	8	8	0	0	0

DAN ECKSTEIN			MHPR BOND STATS									
MONTH	INITIAL ELIGIBILITY DAILY LIST (MH FLAGS)	MHPR BOND APPOINTMENTS FROM DAILY LIST (MH FLAGS MINUS THOSE SCREENED- OUT)	MHPR BOND HEARING- BOND GRANTED (# of clients)	MHPR BOND HEARING-BOND DENIED (# of clients)	TOTAL HEARING S (# of clients)	Total # of Cases	Total # of Felony Cases	# of Felonies Approved	# of Felonies Denied	Total # of Misd. Cases	# of Misd's Approved	# of Misd's Denied
Mav	2912	425	47	33	80	116	84	48	36	32	21	11

June		FY2025 MHPD STATISTICS											
	BEGINNING # OF PENDING CASES	+NEW CASES RECEIVED THIS MONTH	=TOTAL CASES	TRIALS	PLEAS	COND. DISM.	REVK	REVC	DISMISSALS	INCOMPETENT	REFERRALS	OTHER COUNSEL APPT.	TOTAL CLOSED
Lenox	106	8	114	0	1	0	0	0	1	0	0	6	8
Strather	258	6	264	0	3	1	0	0	1	0	11	24	40
Caldwell	113	26	139	0	0	0	0	0	8	0	0	8	16

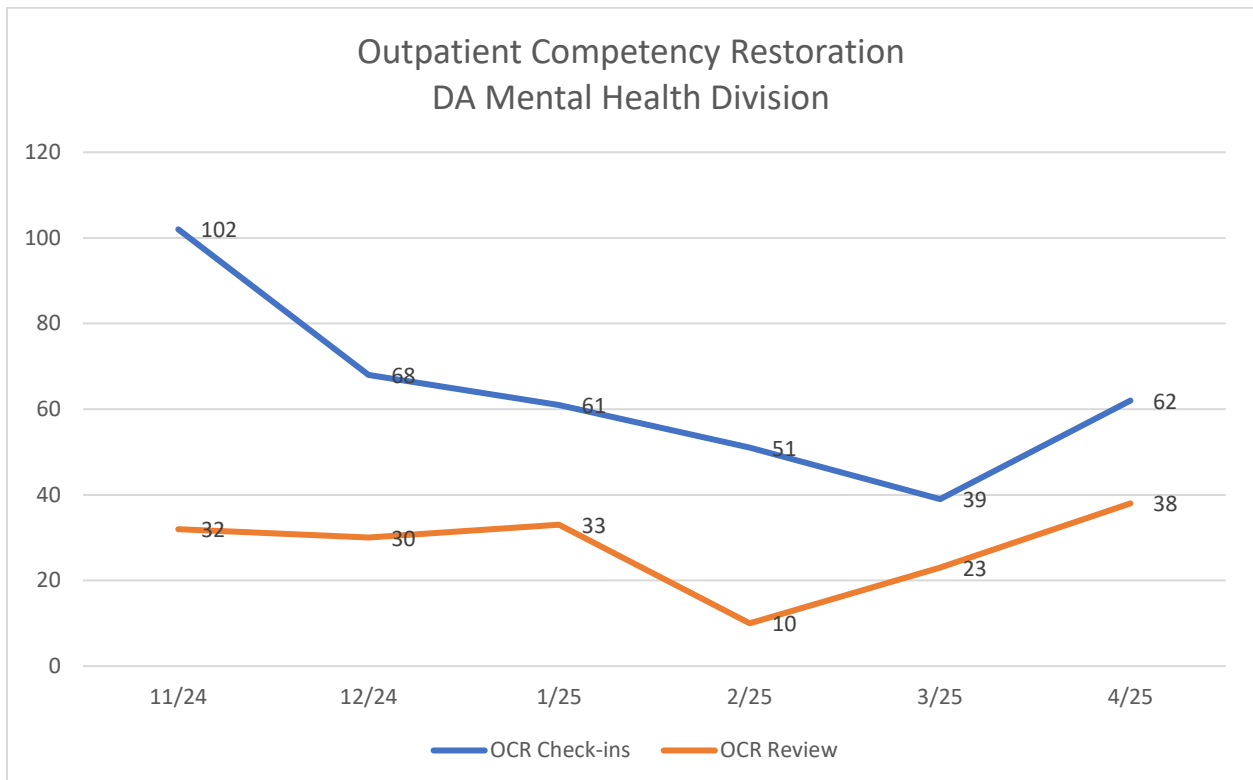
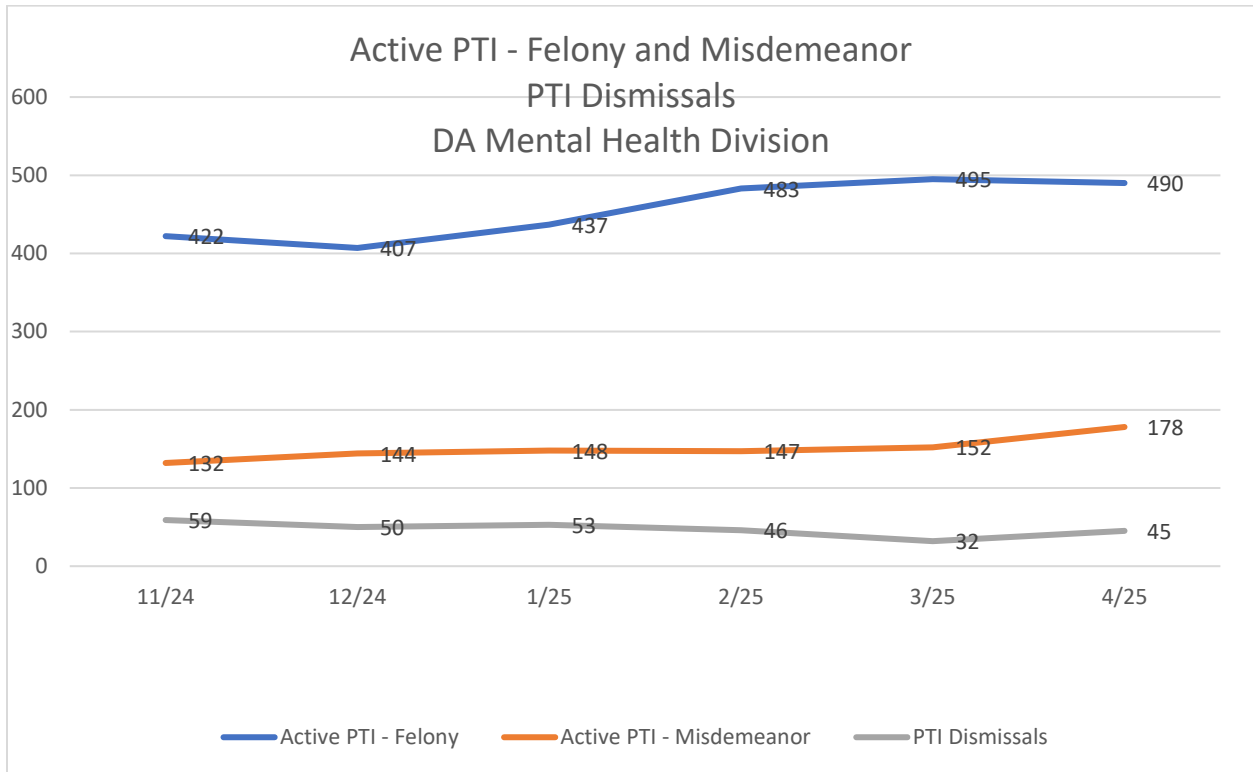
June		FY2025 FELONY COMPETENCY STATISTICS															
MONTH	BEGINNING # OF CASES	NEW CASES THIS MONTH	TOTAL	TRIALS	JAIL PLEA	PROB PLEA	REVK	REVC	DISMISSALS	EXTENSIONS	HOSP. TRANSFER	OTHER	TOTAL DISPOSED	TOTAL ENDING PENDING	ENDING # OF PEOPLE IN PTI	ENDING # OF PEOPLE IN OCR	ENDING # OF PEOPLE IN JCPR
Harden	122	1	123	0	0	1	0	0	5	0	0	8	14	109	7	5	8
Scott	87	94	181	0	0	0	0	0	68	0	0	0	0	0	0	0	3
Foster	53	4	57	0	1	0	0	1	0	0	0	0	2	55	1	8	3

RANDALL SCOTT		FY2025 MISDEMEANOR COMPETENCY STATISTICS														
MONTH	BEGINNING # OF CASES	NEW CASES THIS MONTH	TBJ	TBC	Alt. Trial Dispos.	PLEAS	REVO- CATION S	DISMISSALS	PROBATION	COMP. HRG.	EXTENS IONS	CIVIL COMMIT. T.	MHMR REFERR AL	CONSUL TS	OTHER	ENDING OF PEOPLE IN OCR
June	87	94	0	0	0	0	0	68	0	4	0	6	0	0	0	3

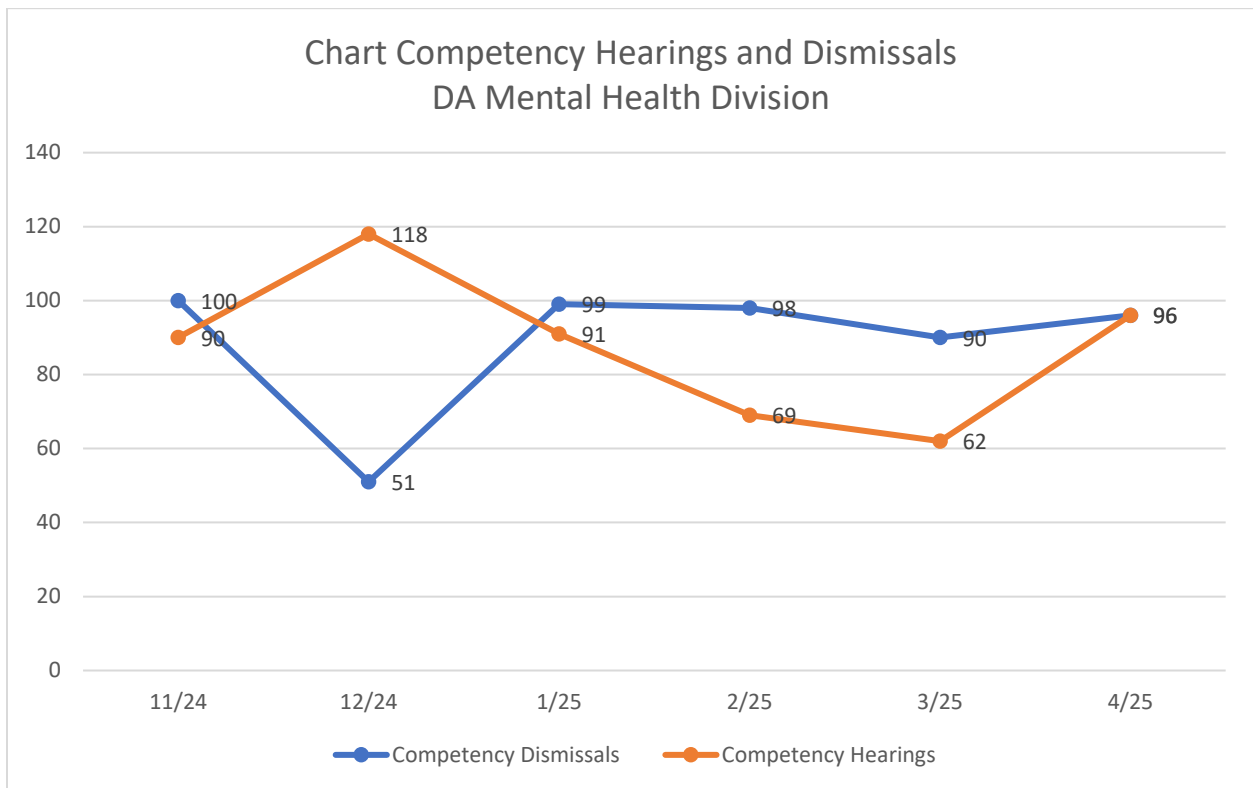
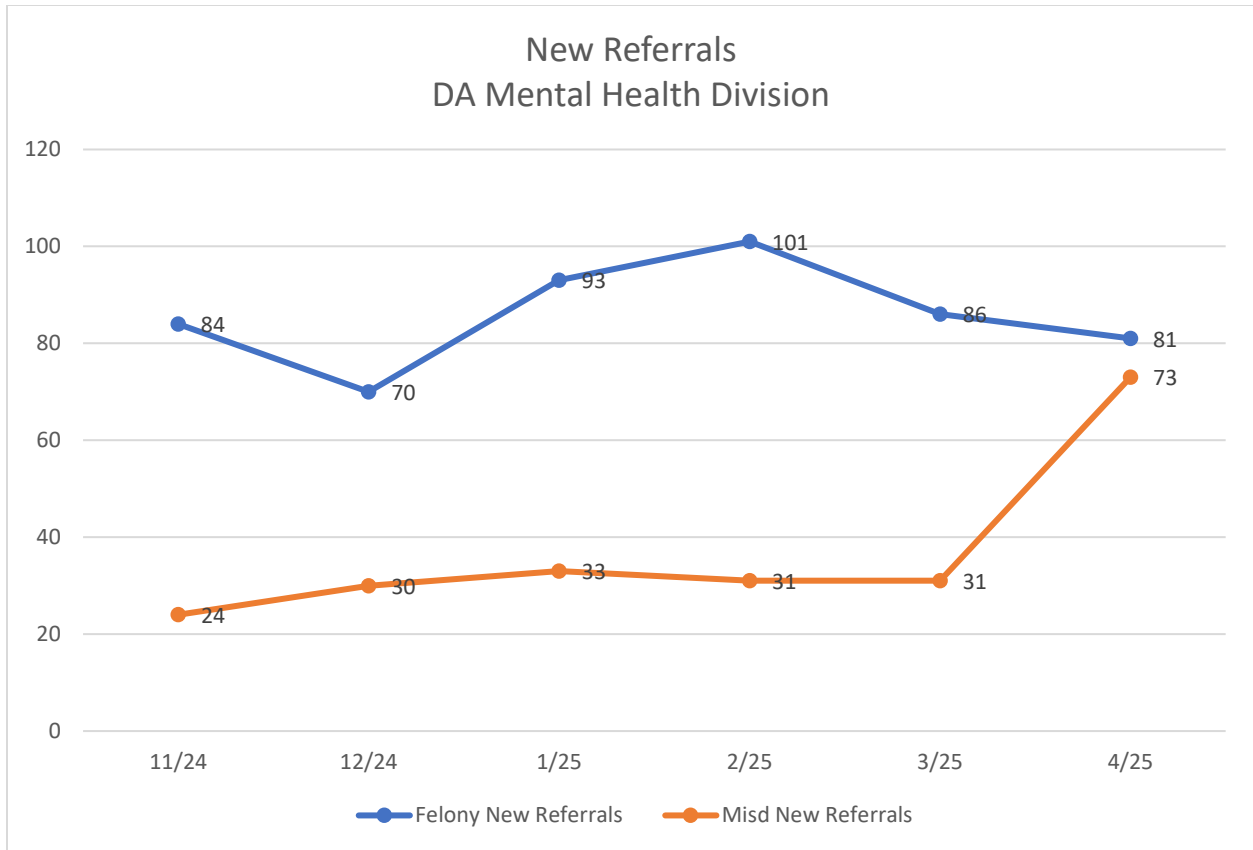
June		FY2025 CIVIL COMMITMENT STATISTICS																							
MONTH	TOTAL NEW CASES RECEIVED	NEW CLIENTS AT TERRELL	NEW CLIENTS AT MEDICAL CENTER MCKINNEY	NEW CLIENTS AT GLEN OAKS	NEW CLIENTS AT TEXOMA	NEW CLIENTS AT PERIMETER BEHAVIORAL HEALTH CARE	NEW CLIENTS AT PARKLAND	NEW CLIENTS AT CLEMENTS (formerly ZALE LIPSHY)	NEW CLIENTS AT DALLAS PRESBYTERIAN	NEW CLIENTS AT DALLAS BEHAVIORAL HEALTH	NEW CLIENTS AT HICKORY TRAILS	NEW CLIENTS AT VA	NEW CLIENTS AT GREEN OAKS	NEW CLIENTS AT GARLAND BEHAVIORAL	NEW CLIENTS AT METHODIST RICHARDS ON	NEW CLIENTS AT WELLBRIDGE	NEW CLIENTS AT THREARLINGTON	MRM/MILLWOOD/HAVEN	PROBABLE CAUSE HEARINGS HELD	NO CONTEST COMMIT	CONTESTED COMMIT	FORCED MEDS HEARING IN COURT	MODIFICATION HEARINGS	OUTPATIENT COMMIT	INPATIENT COMMIT
L. Roberts	111	4	6	32	0	0	0	0	0	69	0	0	0	0	0	0	0	0	0	0	9	11	0	0	0
C. Cox	92	0	0	0	0	0	73	9	10	0	0	0	0	0	0	0	0	0	1	2	9	4	2	0	11
K. Nelson	90	0	0	0	0	0	0	0	0	0	74	16	0	0	0	0	0	0	5	0	7	8	0	0	0
R. Black	167	0	0	0	0	62	0	0	0	0	0	0	60	0	45	0	0	0	6	0	10	7	0	0	10

DAN ECKSTEIN		FY2025 MHPR BOND STATISTICS										
MONTH	INITIAL ELIGIBILITY DAILY LIST (MH FLAGS)	MHPR BOND APPOINTMENTS FROM DAILY LIST (MH FLAGS MINUS THOSE SCREENED-OUT)	MHPR BOND HEARING- BOND GRANTED (# of clients)	MHPR BOND HEARING-BOND DENIED (# of clients)	TOTAL HEARING S (# of clients)	Total # of Cases	Total # of Felony Cases	# of Felonie s Approv ed	# of Felonies Denied	Total # of Misd. Cases	# of Misd's Approved	# of Misd's Denied
June	2810	365	51	27	78	99	71	46	25	28	15	13

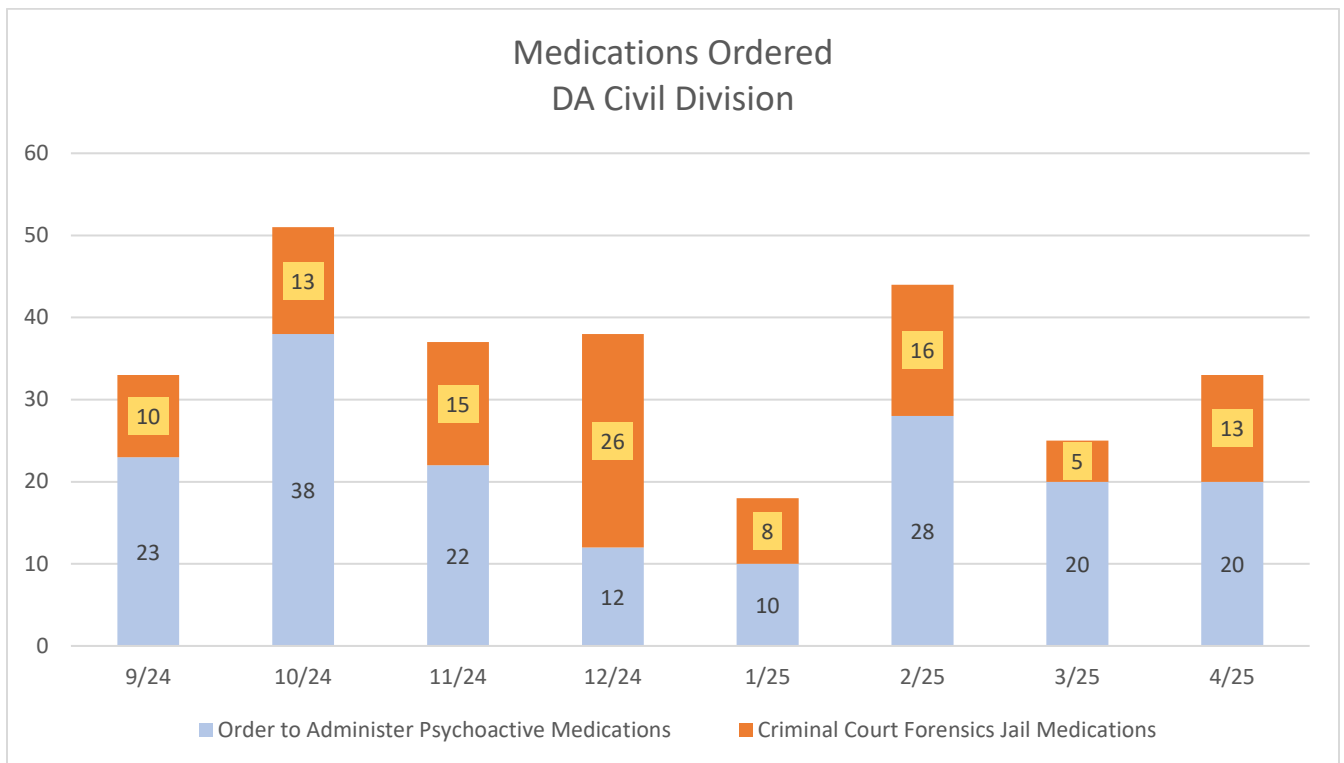
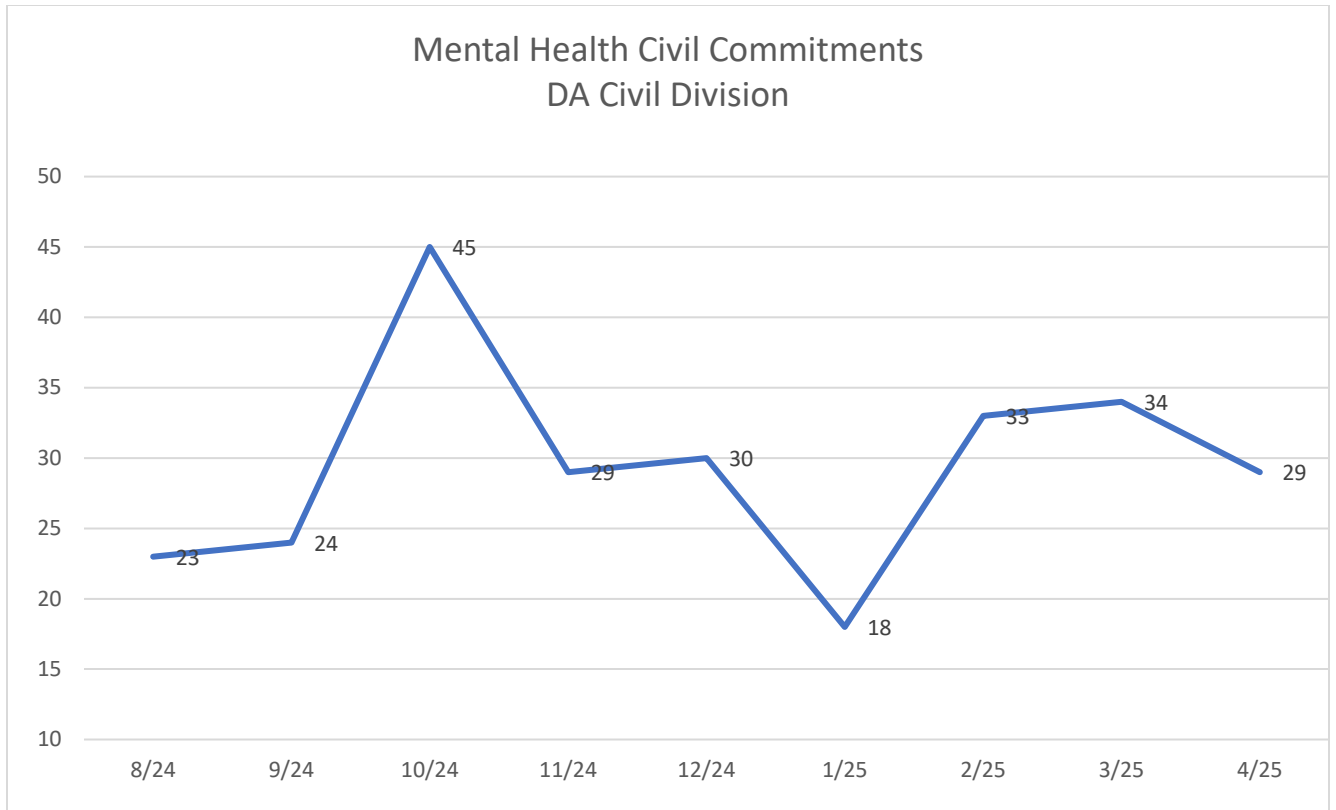
Mental Health



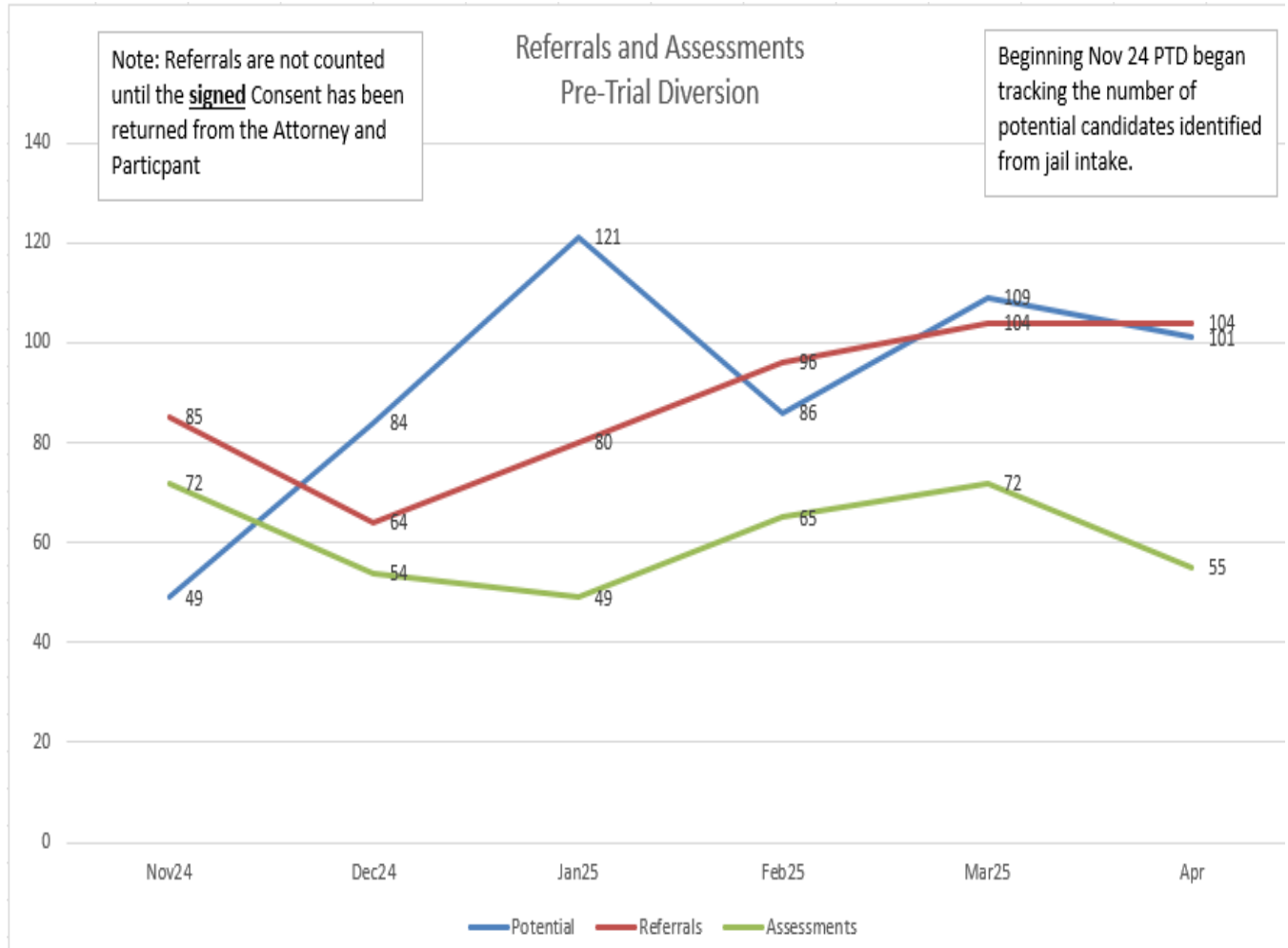
Restorative Justice Division – Mental Health



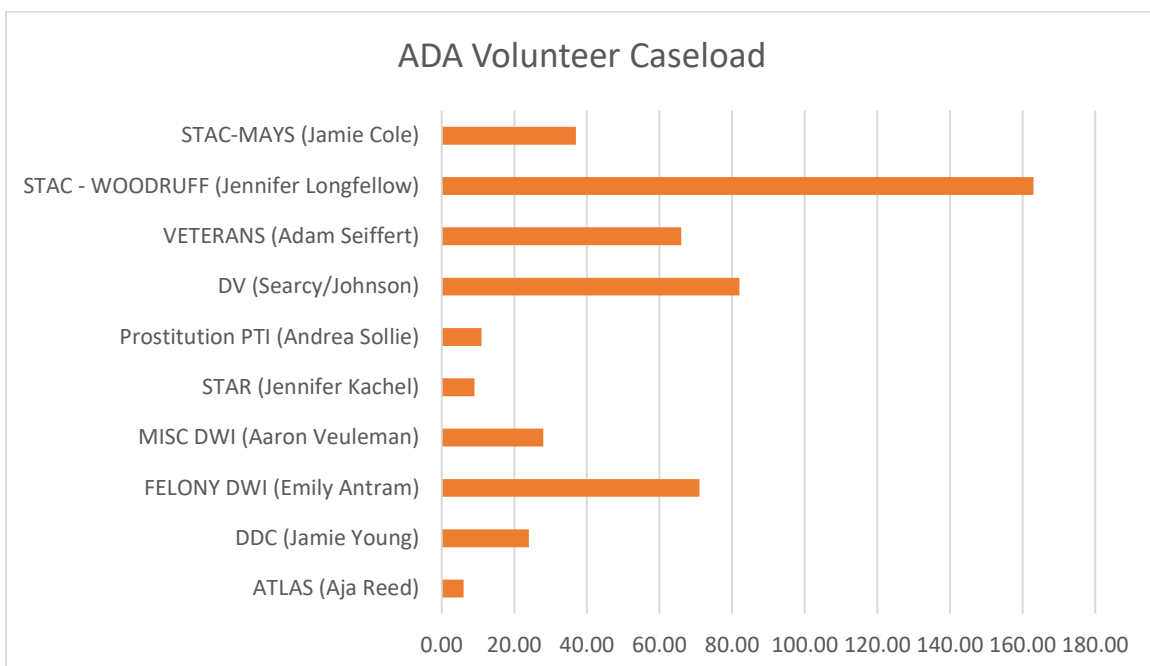
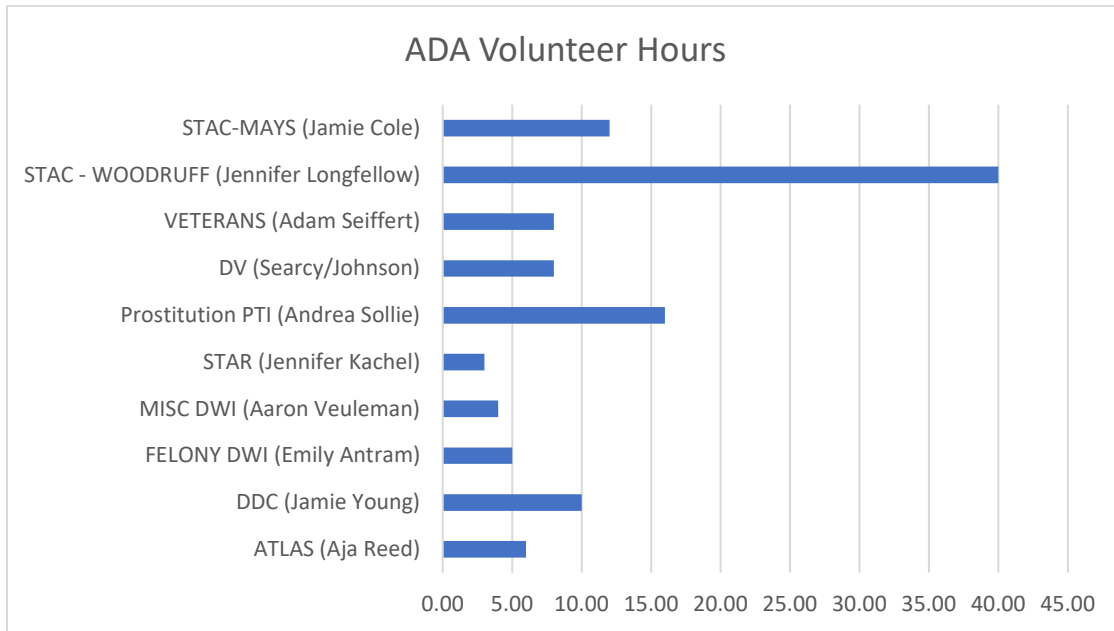
Restorative Justice Division – Mental Health



Pre-Trial Diversion

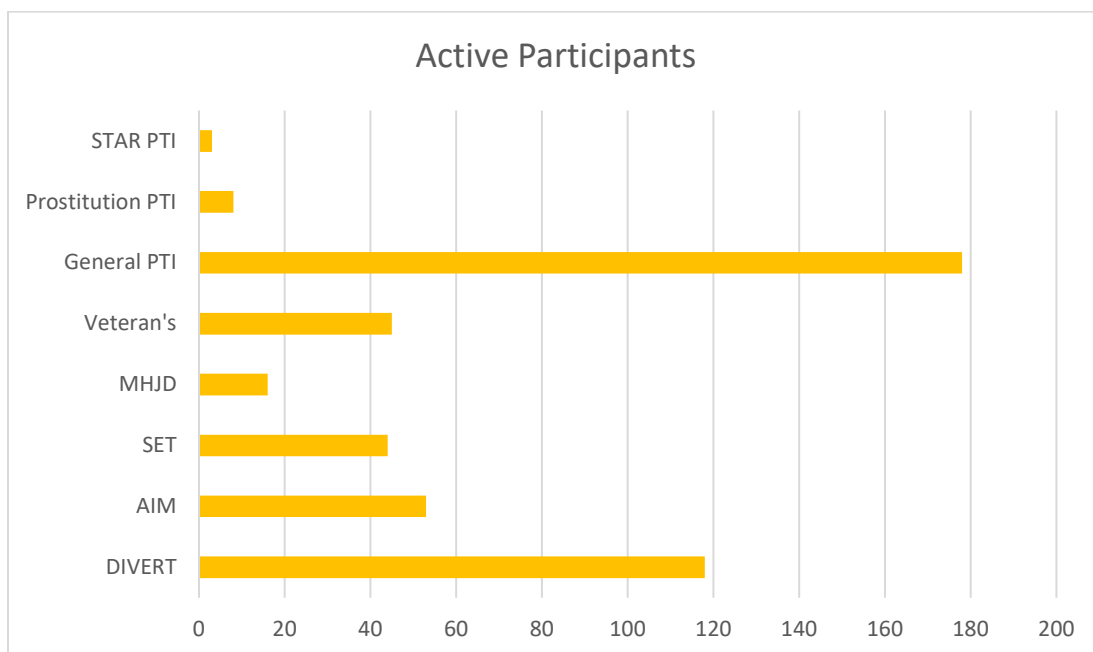
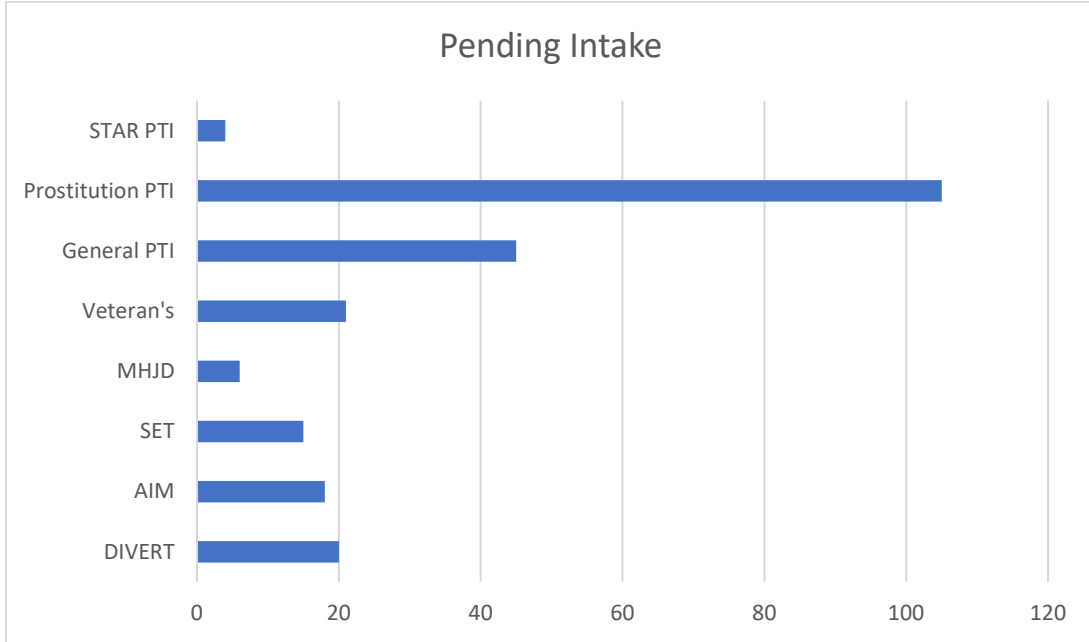


RJD SPECIALTY COURT/PROGRAMS ADA VOLUNTEER HOURS-APRIL 2025

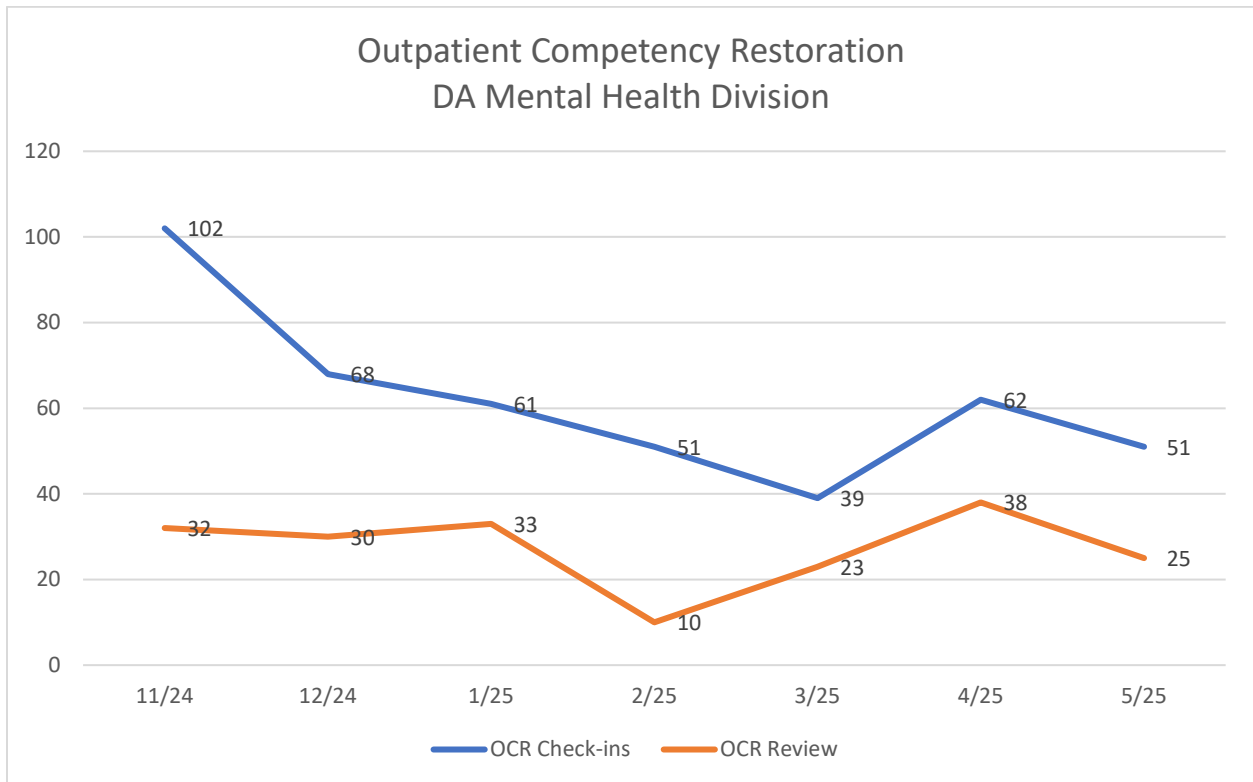
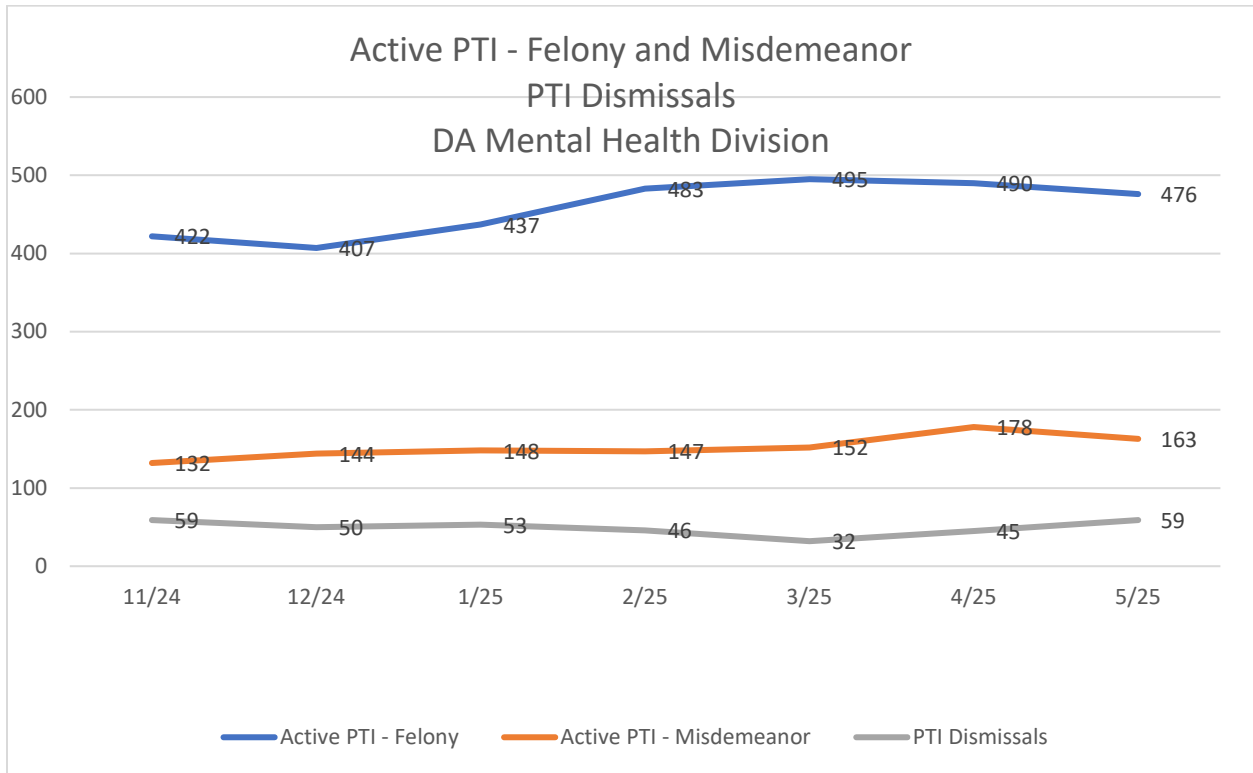


SPECIALTY COURT AND PROGRAMS

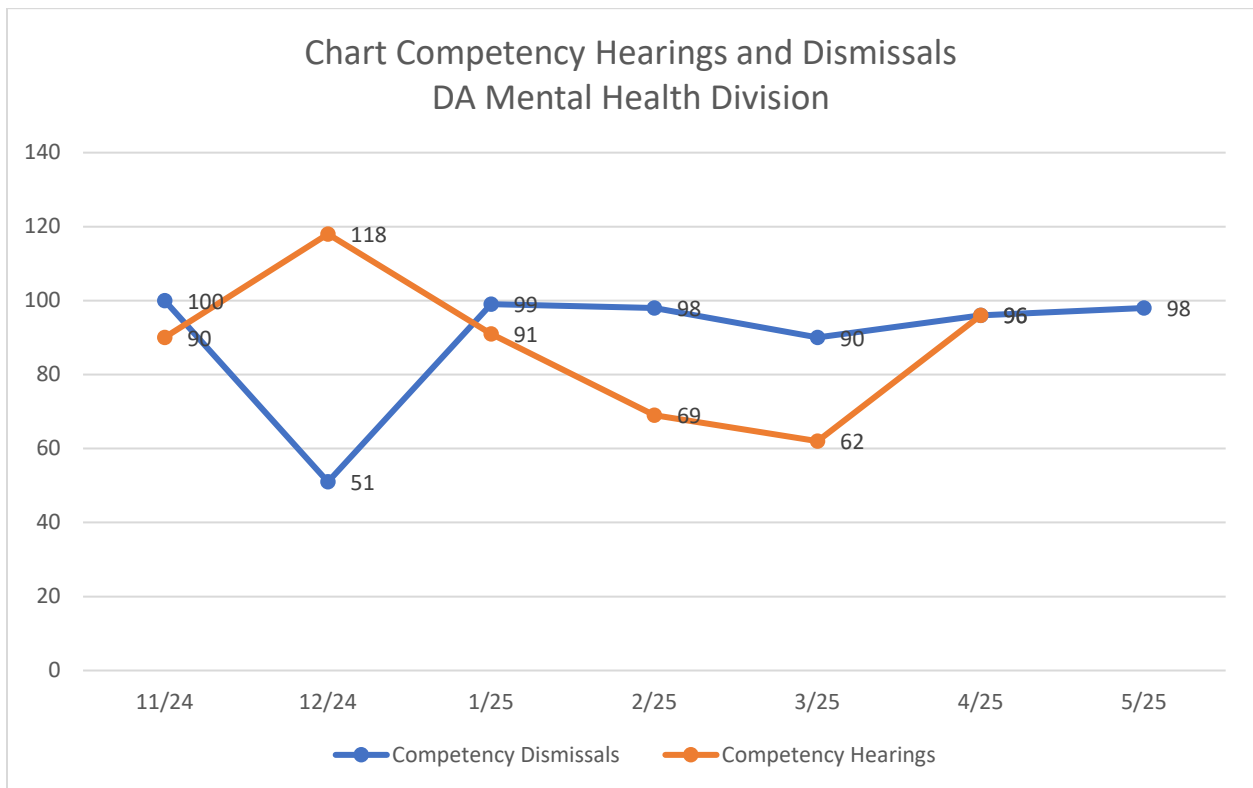
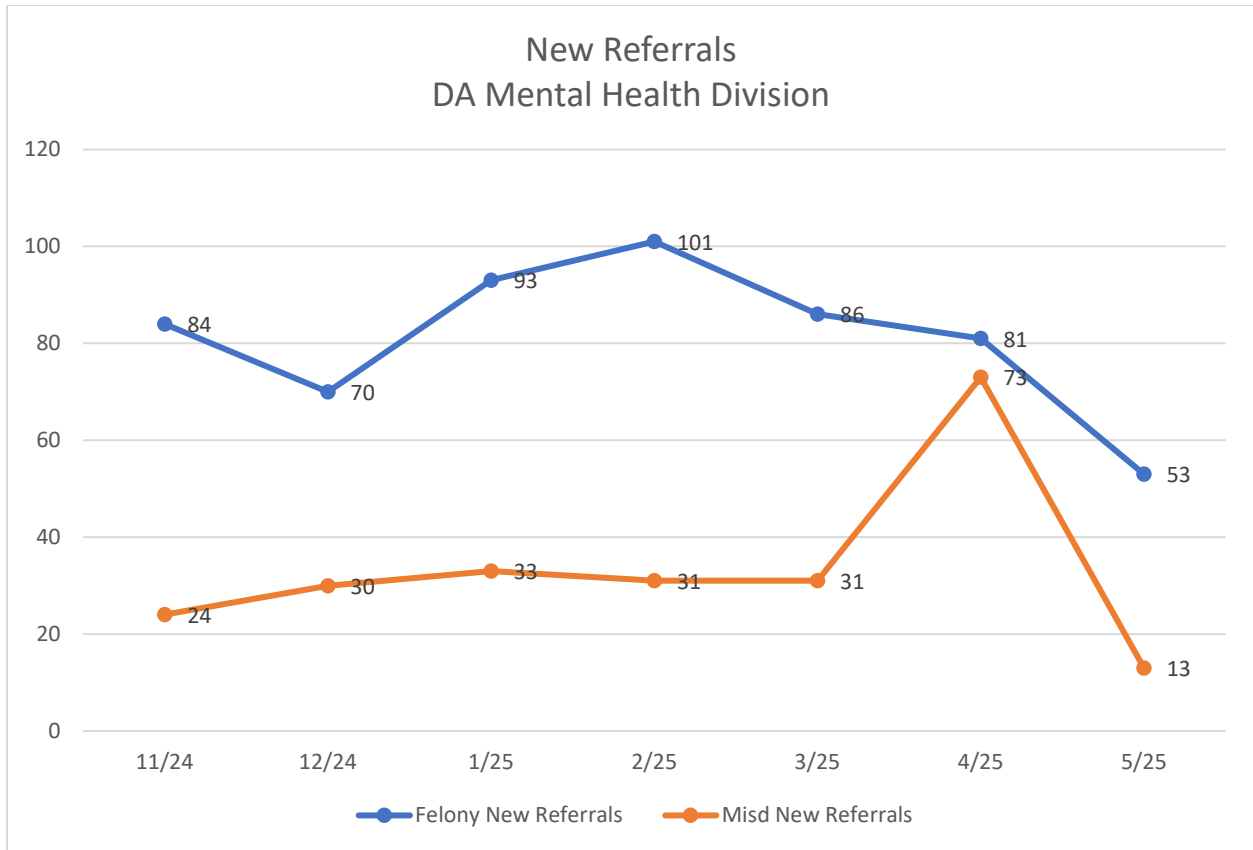
MONTHLY STATISTICS-APRIL 2025



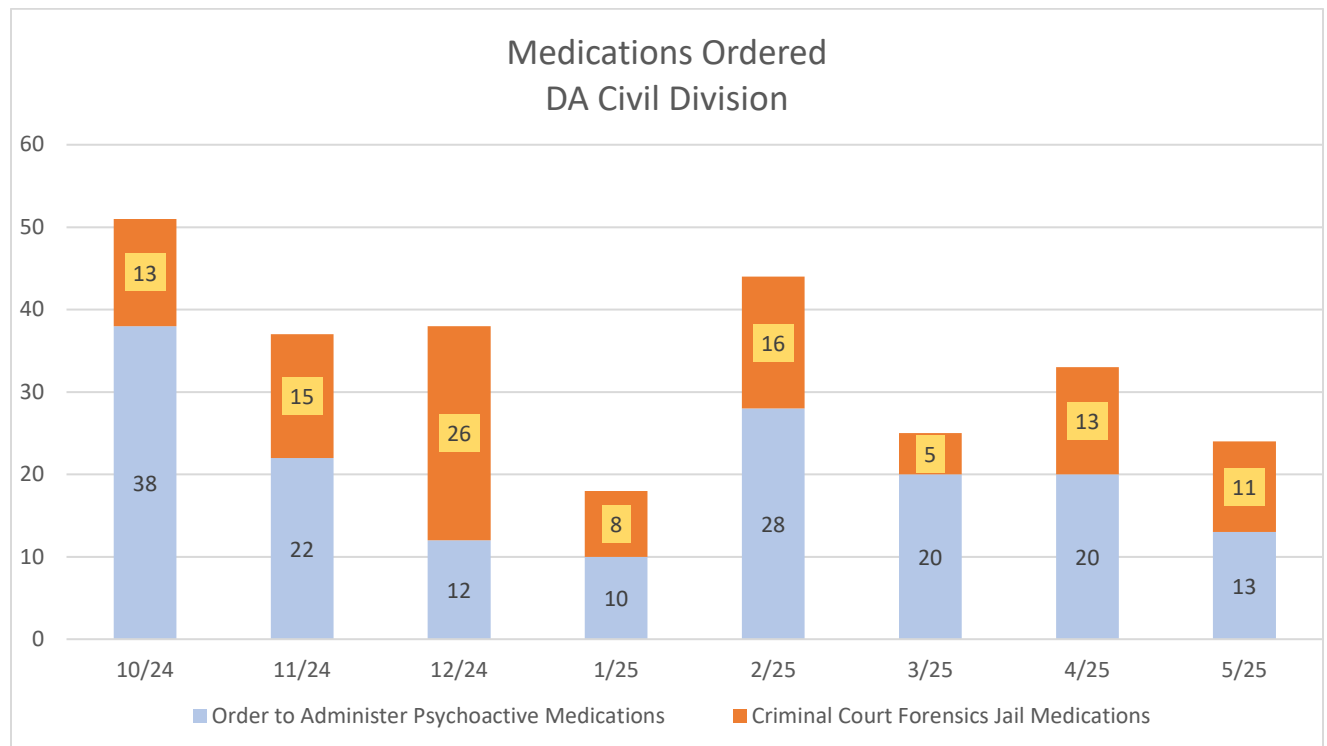
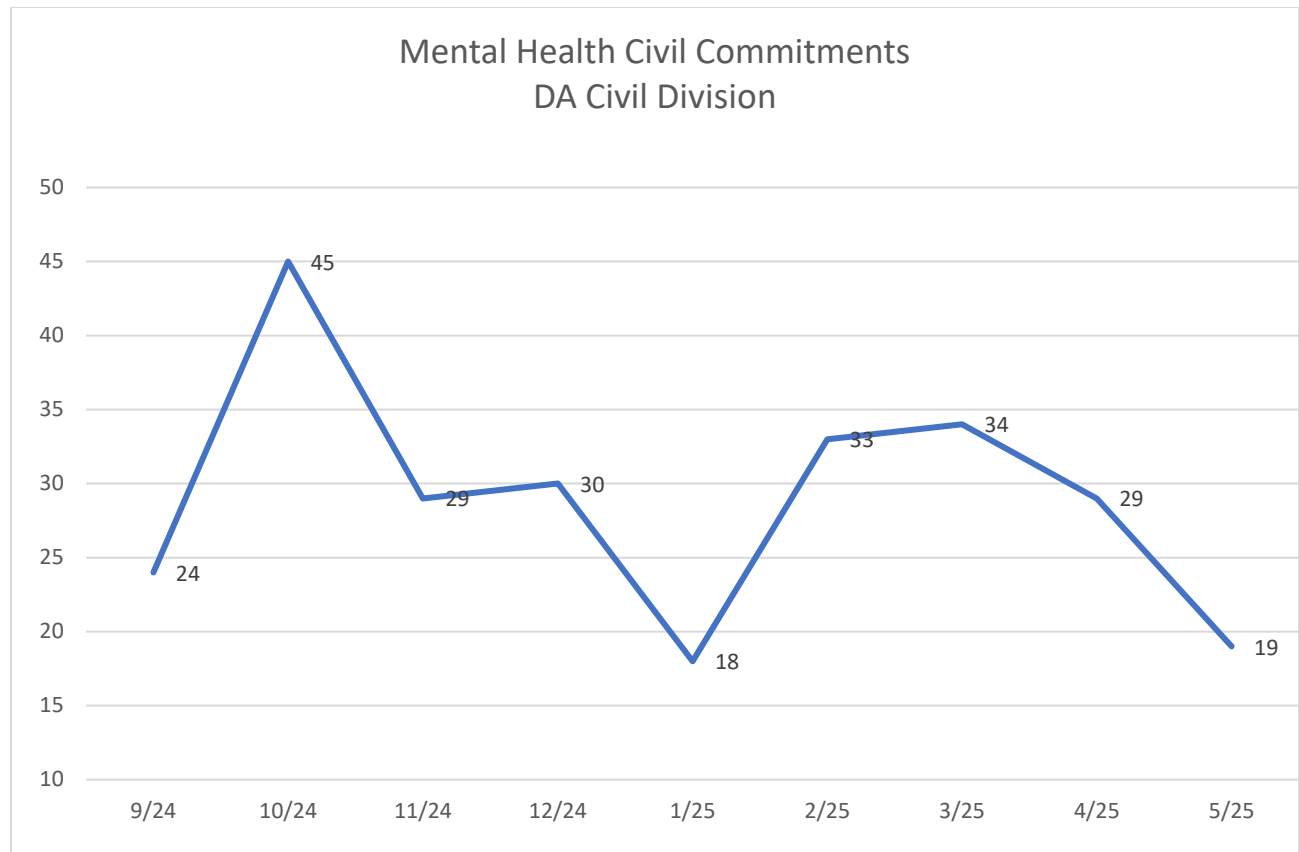
Mental Health



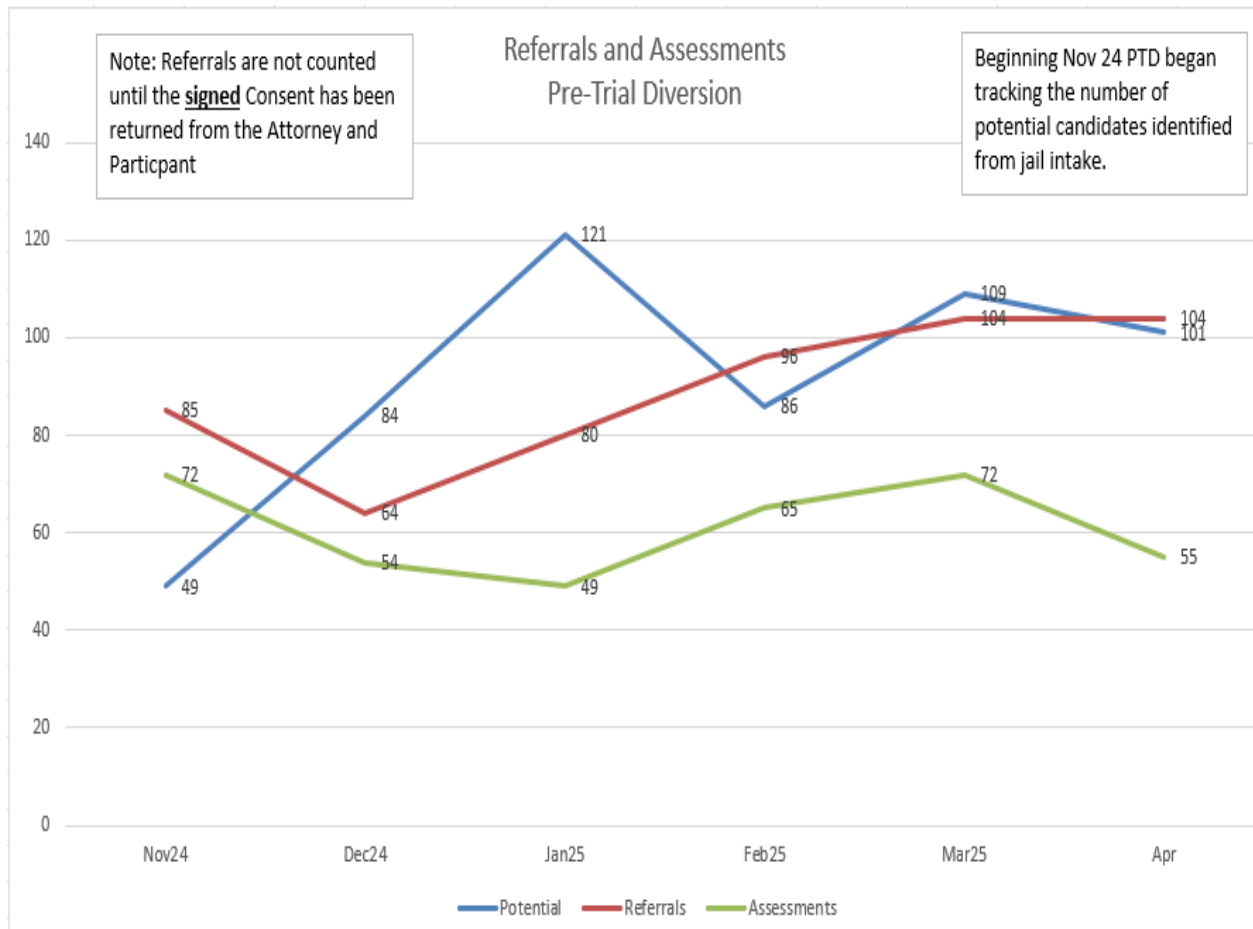
Restorative Justice Division – Mental Health



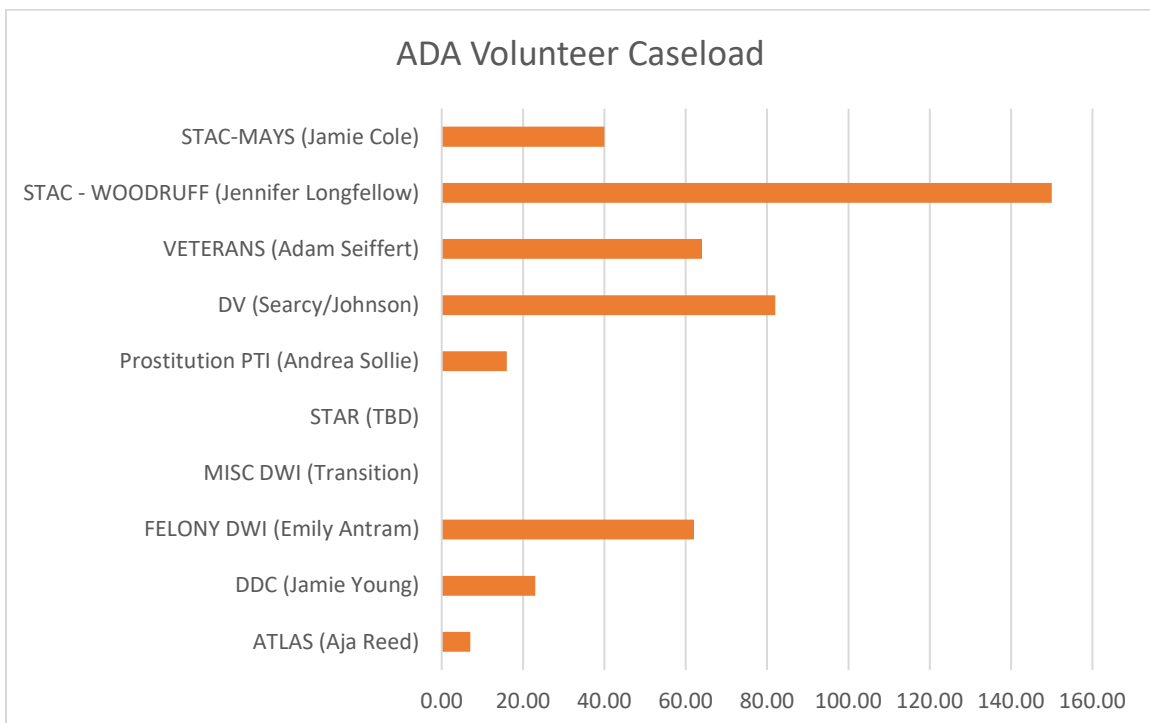
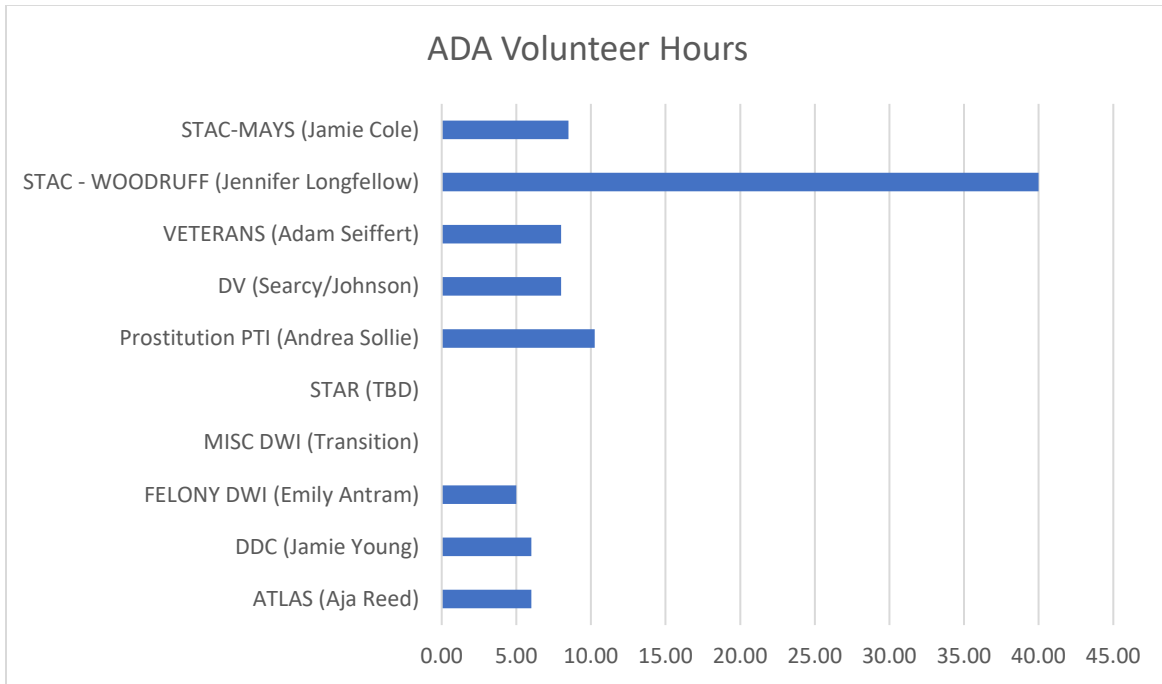
Restorative Justice Division – Mental Health



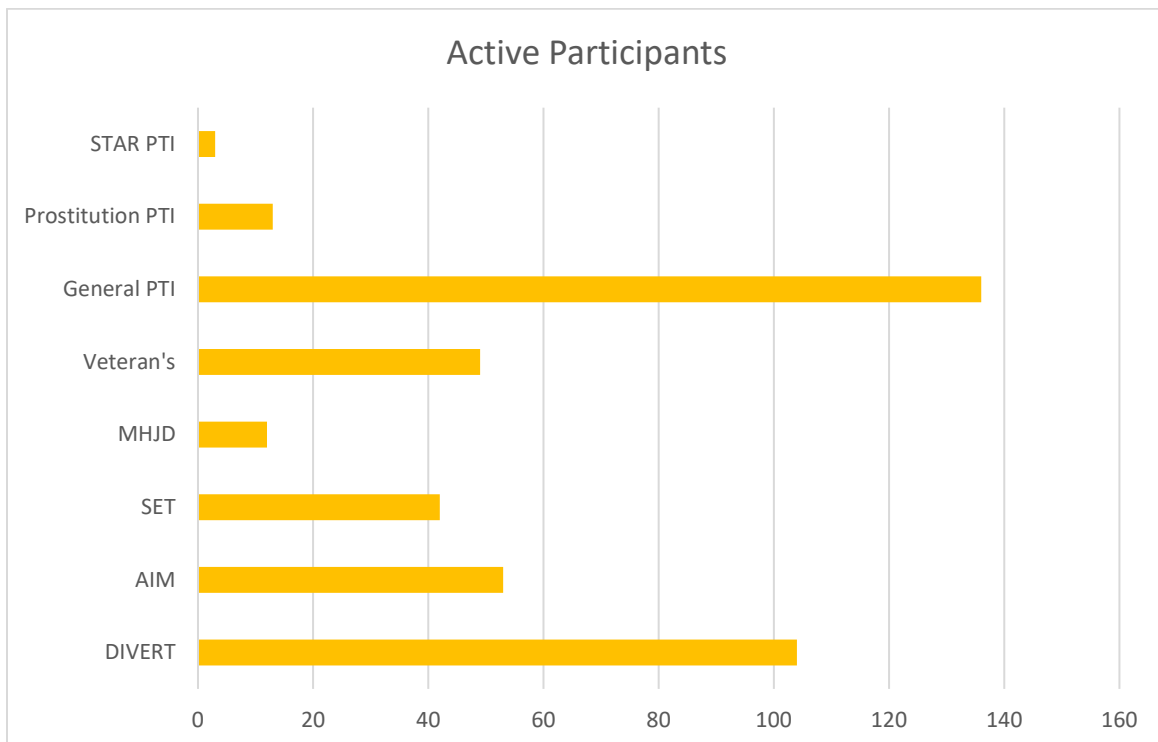
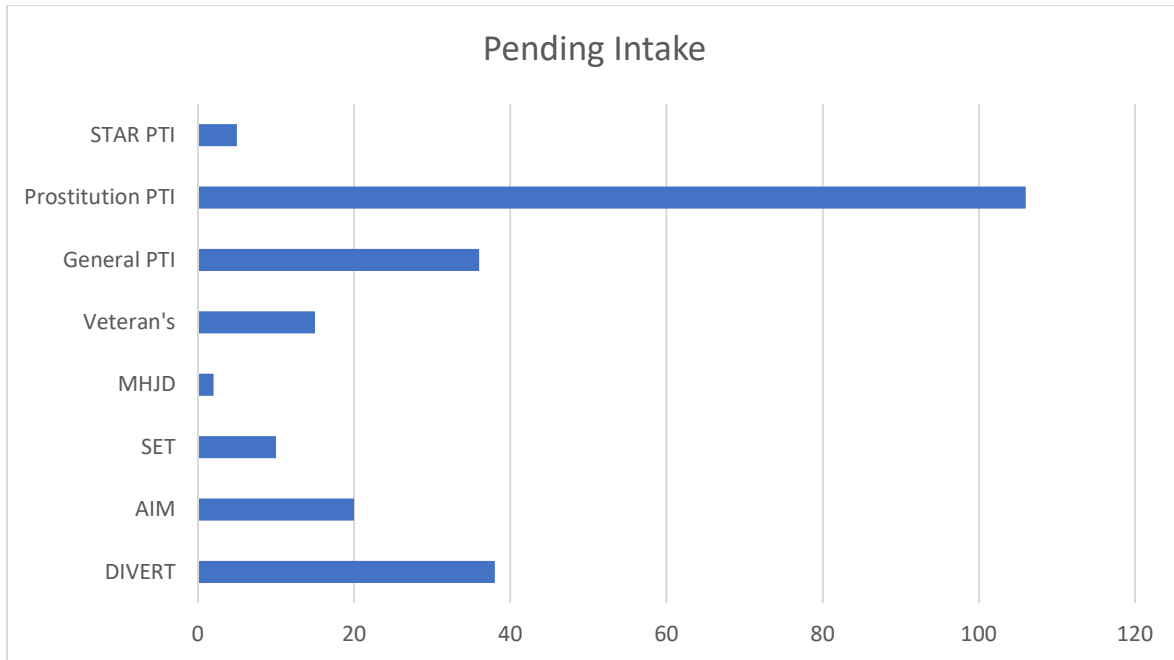
Pre-Trial Diversion



RJD SPECIALTY COURT/PROGRAMS ADA VOLUNTEER HOURS-MAY 2025



SPECIALTY COURT AND PROGRAMS MONTHLY STATISTICS



The Bridge	2024	2024	2024	2024	2024	2024	2025	2025	2025	2025	2025	2025	
	July	August	September	October	November	December	January	February	March	April	May	June	AVG.
Bridge Night Shelter	602	595	591	569	563	596	581	565	599	615	618	623	593
Off-site Night Shelter Coordination	492	474	397	430	407	432	398	391	444	475	468	482	441
Care Coordination	739	771	751	751	739	742	748	757	746	774	760	748	752
Peer Support Services	352	345	292	254	256	260	294	303	261	302	328	311	297
Job Placements	37	30	17	34	39	24	24	23	23	32	27	29	28
Housing Placements	38	69	70	74	47	46	55	44	29	67	78	73	58
Metrocare Behavioral Health Serv.	181	211	204	222	180	217	179	181	197	226	206	182	199
Parkland Clinic*	117	134	113	314	182	130	125	145	163	216	148	159	162
Judicial Re-Entry	7	8	5	5	8	3	11	12	9	11	7	3	7
Jail Release (General)	11	9	3	6	13	8	2	9	5	12	14	14	7

Each category represents *unduplicated guests* , not totals served.

*exception - Parkland Clinic number is for total visits.



**NAME OF MHMR PROGRAM: METROCARE SERVICES
PROGRAM: TCOOMMI JAIL DIVERSION (JD)/DUAL DIAGNOSIS RESIDENTIAL
TREATMENT CENTER (DDRTC)**

**Month of Report: April 2025
Date Submitted: 7/10/2025**

		JD	DDRTC
1	Number of Offenders served at the beginning of the month	109	48
2	Number of Referrals received	18	16
3	Number of Assessments	17	7
4	Number of Admissions	17	7
5	Average length of stay by months	6.2	3.1
5a.	Average hours served	5.0	4.8
6	Services Utilized		
6a.	Visits to ER (Medical)	0	0
6b.	23-hour Observation (psych)	0	0
6c.	Inpatient Stay (med/psych)	0	0
6d.	Jail days less than 30 days	0	0
7	Number of Discharges	17	14
7a.	Terminations (jail more than 30 days)	2	n/a
7b.	Warrants/Suspension (medical discharge, abscond, non-compliant)	6	4
7c.	Graduates	9	10
8	Number of Offenders served at the end of the month	109	41
9	Number of Offenders on the waiting list	0	0
10	Minimum/Maximum Census per FTE allocation	21.8 min / 21.8 max	13.7 min / 16 max
11	% of FTE Assigned	5.0	3.0
12	Vacancy(s)	0	0

Each FTE covers 20-25



**NAME OF MHMR PROGRAM: METROCARE SERVICES
PROGRAM: TCOOMMI JAIL DIVERSION (JD)/DUAL DIAGNOSIS RESIDENTIAL
TREATMENT CENTER (DDRTC)**

**Month of Report: May 2025
Date Submitted: 7/10/2025**

		JD	DDRTC
1	Number of Offenders served at the beginning of the month	109	41
2	Number of Referrals received	1	22
3	Number of Assessments	2	16
4	Number of Admissions	2	16
5	Average length of stay by months	5.7	2.9
5a.	Average hours served	3.8	2.9
6	Services Utilized		
6a.	Visits to ER (Medical)	0	0
6b.	23-hour Observation (psych)	0	0
6c.	Inpatient Stay (med/psych)	0	0
6d.	Jail days less than 30 days	0	0
7	Number of Discharges	20	8
7a.	Terminations (jail more than 30 days)	5	n/a
7b.	Warrants/Suspension (medical discharge, abscond, non-compliant)	3	5
7c.	Graduates	12	3
8	Number of Offenders served at the end of the month	91	49
9	Number of Offenders on the waiting list	0	0
10	Minimum/Maximum Census per FTE allocation	18.2 min / 21.8 max	13.7 min / 16.3 max
11	% of FTE Assigned	5.0	3.0
12	Vacancy(s)	0	0

Each FTE covers 20-25



**NAME OF MHMR PROGRAM: METROCARE SERVICES
PROGRAM: TCOOMMI JAIL DIVERSION (JD)/DUAL DIAGNOSIS RESIDENTIAL
TREATMENT CENTER (DDRTC)**

**Month of Report: June 2025
Date Submitted: 7/10/2025**

		JD	DDRTC
1	Number of Offenders served at the beginning of the month	91	49
2	Number of Referrals received	9	8
3	Number of Assessments	12	9
4	Number of Admissions	12	9
5	Average length of stay by months	6.0	3.3
5a.	Average hours served	5.6	3.8
6	Services Utilized		
6a.	Visits to ER (Medical)	0	0
6b.	23-hour Observation (psych)	0	0
6c.	Inpatient Stay (med/psych)	0	0
6d.	Jail days less than 30 days	0	0
7	Number of Discharges	14	16
7a.	Terminations (jail more than 30 days)	4	n/a
7b.	Warrants/Suspension (medical discharge, abscond, non-compliant)	4	8
7c.	Graduates	6	8
8	Number of Offenders served at the end of the month	89	42
9	Number of Offenders on the waiting list	0	0
10	Minimum/Maximum Census per FTE allocation	11.8 min/13.8 max	9.1 min/9.3 max
11	% of FTE Assigned	5.0	3.0
12	Vacancy(s)	0	0

Each FTE covers 20-25



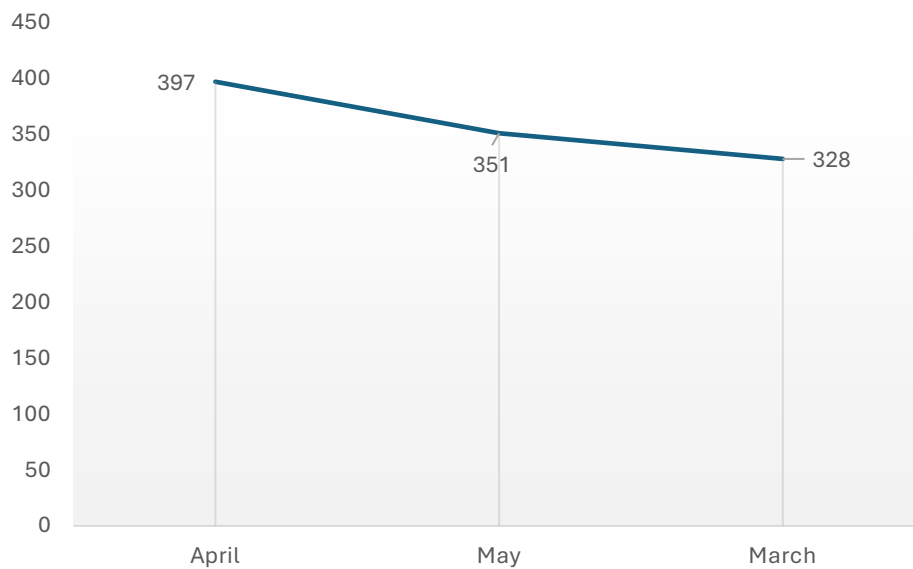
BHSC Brief Report

April 2025 – June 2025

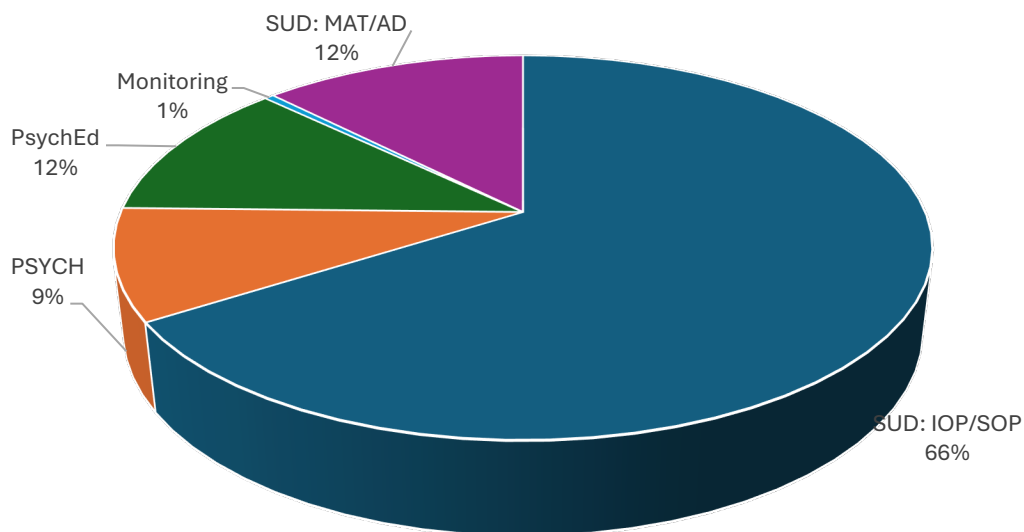


The Intersection of Research & Practice

Patient Intake Trend



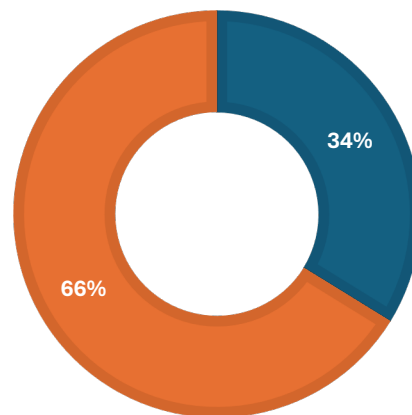
Program Utilization Distribution



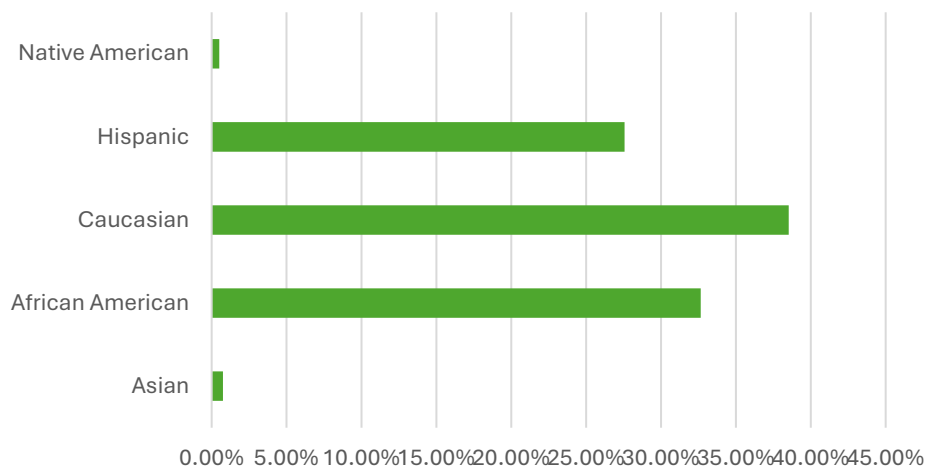


PATIENT GENDER DISTRIBUTION

■ Female ■ Male



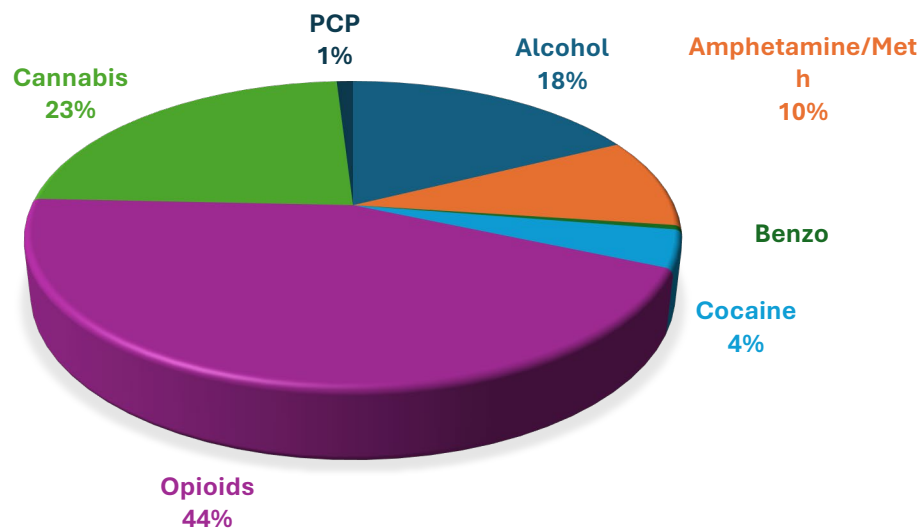
Patient Ethnic Distribution



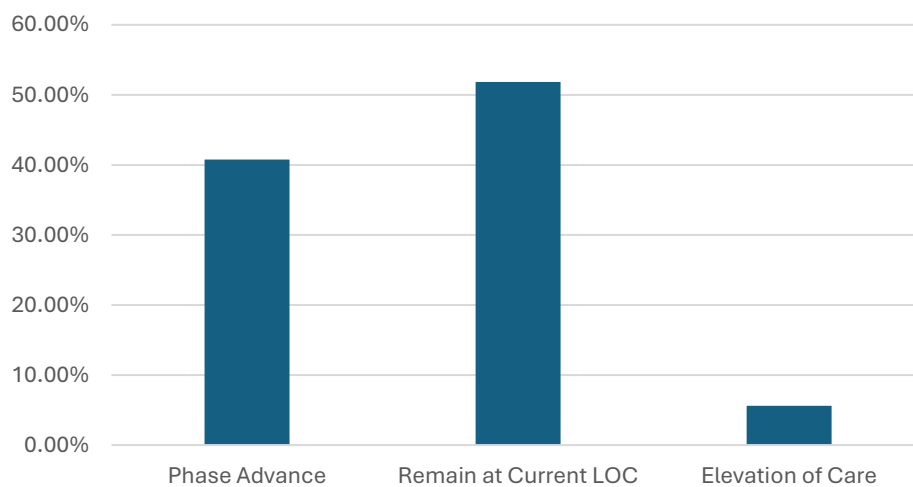


The Intersection of Research & Practice

DRUG OF CHOICE REPORTED AT ADMISSION



Program Progression Rate



DIVERT COURT MONTHLY STATS

FY2024	Total At Beginning of the Month	New Enrollments	Successful Graduates	Unsuccessful Discharges	Total at End of the Month
Oct-24	100	5	2	1	102
Nov-24	102	7	0	4	105
Dec-24	105	7	3	1	108
Jan-25	108	10	6	2	110
Feb-25	110	6	1	1	114
Mar-25	114	9	2	1	120
Apr-25	120	3	12	6	105
May-25	105	8	7	1	105
Jun-25	105	10	9	4	102
Jul-25					0
Aug-25					0
Sep-25					0

DDAC					
FY 2025	Total At Beginning of the Month	New Enrollments	Unsuccessful Discharges	Graduates	Total at End of the Month
Jan- 25					25
Feb- 25	25	5	1	1	28
Mar- 25	28	1	1	1	27
Apr- 25	27	0	1	0	26
May- 25	26	1	0	0	27
Jun- 25	27	2	2	0	27
Jul- 25					
Aug- 25					

STAC					
FY 2025	Total At Beginning of the Month	New Enrollments	Unsuccessful Discharges	Graduates	Total at End of the Month
Jan- 25	68	4	3	0	69
Feb- 25	69	1	0	5	64
Mar- 25	64	4	5	0	63
Apr- 25	63	6	2	0	67
May- 25	67	2	1	9	59
Jun- 25	59	3	2	0	60
Jul- 25					
Aug- 25					

ATLAS					
FY 2025	Total At Beginning of the Month	New Enrollments	Unsuccessful Discharges	Graduates	Total at End of the Month
Jan- 25	12	2	1	2	11
Feb- 25	11	1	0	0	12
Mar- 25	11	0	0	0	11
Apr- 25	11	1	3	1	8
May- 25	8	2	2	1	7
Jun- 25	7	6	1	1	11
Jul- 25					
Aug- 25					

STAR					
FY 2025	Total At Beginning of the Month	New Enrollments	Unsuccessful Discharges	Graduates	Total at End of the Month
Jan- 25	5	0	0	0	5
Feb- 25	5	0	0	0	5
Mar- 25	5	0	0	0	5
Apr- 25	5	1	0	0	6
May- 25	6	1	0	0	7
Jun- 25	7	0	0	0	7
Jul- 25					
Aug- 25					