



## **Jail Population Committee Meeting Agenda**

**March 13, 2020, 10:00 a.m.**

Frank Crowley Courts Building, 1<sup>st</sup> Floor Room A-5  
133 N. Riverfront Blvd, Dallas TX 75207

---

### **I. Jail Population- Snapshot 03/06/2020 - 5,864**

- Detention Early Warning Report (DEWR) Glossary *(page 2)*
- February 2020 DEWR *(page 3)*
- February Highlights: **HIGH:** 02/17 **5,903** & **Low:** 02/05 of **5,650** Range: of **253**
- DEWR Bucket Comparison & Addendum *(page 4)*
- DEWR Bucket Monthly Averages *(page 5 & 6)*
- Jail Population Monthly Averages & graphs/charts *(pages 7 thru 10)*
  - 02/20: 5,781 (+224)
  - 01/20: 5,557 (+265)
  - 12/19: 5,292 (+154)
- Book-in Averages (6 mo.): FEB. 165, JAN. 165, DEC. 147, NOV. 150, OCT. 147, SEP. 171
- February Book-ins (Gender, Homeless, Mental Health) graphs/charts *(pages 11 & 12)*
- Release totals by category & addendum *(pages 13 & 14)*
- Average length of stay based on release reason & addendum *(pages 15 & 16)*
- Waivers by Court and by Month *(page 17)*
- Felony Courts monthly dispositions & Pending Dispo by Court *(pages 18 & 19)*
- Special Programs list: 392 waiting; Wilmer-194, RT-47, ISF-133, MH-18

### **II. Jail Population Management Team**

- Community Response Team/ State Jail Unit (SJU)- **James Bagnall**
- District Attorney Intake Unit- **Ellyce Lindberg**
- Grand Jury Processing- **MaryAnne Gallagher**
- DA's cases pending lab analysis- **Erin Spargo**
- Pretrial Bond Review Hearing-**Kim Nesbitt**
- Pretrial Services- **Duane Steele**
- Data Management Unit (DMU)- **Jimmy Patterson**
- County Criminal Courts Initiative- **Pat Johnson**
- Criminal District Courts Updates- **Keta Dickerson**
- GMJ Update- **Suzanne Bradford**
- Texas Department of Criminal Justice (TDCJ) Activity Reports- **Tiffany Johnson**
- Parole Initiatives- **Alethea Robinson**
- CSCD Updates/ATRS Stats- **Dr. Jill Johansson-Love**

### **III. Public Defender's Office Activities- Lynn Richardson**

- Monthly Court Stats
- Mental Health Stats
- Mental Health PR Bonds – Attorney Case Appointments

### **IV. Mental Health Updates- Laura Edmonds**

- State Hospital Waitlist Reports
- Jail Based Competency Restoration Monthly Report
- Monthly JIMI/STELLA Jail Mental Health Flag Report

# Detention Early Warning Report (DEWR)-Glossary

The DEWR is a 32 line item report which provides a snapshot of the Dallas County Jail Population, capturing the primary case status/category (also referred to as a “bucket”). The DEWR consists of pre-disposition Felony and Misdemeanor cases, and those adjudicated which are awaiting release or transfer.

1	Felony not filed:	Felony arrest made by local law enforcement agencies (LEA's), case has not been accepted by the District Attorney (DA).
2	Felony pending Grand Jury (GJ):	Felony cases accepted for prosecution and awaiting presentation to the GJ.
	Felony not including State Jail	
3	Felonies (SJF):	Felony offenses excluding SJF which have been indicted by the GJ and are now pending in the felony courts.
4	SJF pending disposition:	SJF offenses which have been indicted by the GJ and are now pending in the felony courts.
5	Probation Violators (PV) Felony:	Defendants (Def's) in jail for various violations of the terms and conditions of their felony probation.
	Texas Department of Criminal Justice (TDCJ) over 10 years on appeal or TDC no appeal-	Def's received a felony conviction and were sentenced to TDCJ >10 years; the case may or may not be on appeal. Def is not eligible for bond.
6	Bench Warrants:	Def's being held as a witness in another Def's case; will be transferred back to TDCJ once the case is resolved.
7	TDCJ 10 years or less on appeal:	Def's received a felony conviction and were sentenced to TDCJ <10 years and are appealing their sentence; may be eligible to post bond.
8	Sentenced to SJF:	Def's received a felony conviction and were sentenced to a State Jail Facility, awaiting transfer.
9	SJF on appeal:	Def's received a felony conviction and were sentenced to a State Jail Facility and filed an appeal; may be eligible to post bond
10	SJF serving in county jail:	Def's received a felony conviction and were sentenced to time in the county jail.
11	Misdemeanor not filed:	Def's arrested for a misdemeanor offense by a local LEA; case has not been filed by the DA's office in the county courts.
12	Misdemeanor filed pending:	Def's charged with a misdemeanor offense and their cases have been filed with the county courts and are pending disposition
13	Misdemeanor PV:	Def's in jail for various violations of the terms and conditions of their county court probation.
	Serving County Time as a Condition of Probation:	Def's held in county jail as a condition of probation (sanction). Not eligible for good time credit.
14	Serving County Time & Fines:	Def's sentenced to jail time and are serving their sentence.
	Serving Fines and Court Cost only:	Def's serving time for fines and court cost only.
15	Out of County/State Hold:	Def's being held for another county or jurisdiction. Upon completion of their Dallas County jail time, agencies typically have 10 days to pick up the defendant or they are released.
16	Parole Violations:	Def's in jail for various violations of the terms and conditions of their felony parole.
	SAFPF (Substance Abuse Felony Punishment Facility):	Def's ordered to a substance abuse treatment facility as a condition of felony probation and are awaiting transfer to that facility.
17	Special Programs:	Def's being held for Wilmer Judicial Treatment Center, Electronic Leg Monitor (ELM), or other community treatment programs.
18	Other Incompetent:	Def's being held in county jail awaiting transfer to a State Mental Health Facility.
19	US Marshal:	Dallas County contracts as a US Marshal holding facility.
20	Contempt in Jail:	Def's in jail for contempt of court.
21	Contempt Furlough:	Def's temporarily released from the jail.
22	Peace Bond:	Court ordered cash bond designed to keep the peace and protect a person or property from a threat (rarely used).
23	Texas Youth Commission (TYC):	Def's being held for transfer to TYC; TYC is now Texas Juvenile Justice Department (TJJD).
24	Immigration:	Def's detained by U.S. Immigration and Customs Enforcement (ICE) being held for transfer to a federal facility for immigration detainees.
25	Class C Misdemeanor only:	Citations which result in a fine, serving time in jail.
26	Contract Inmates:	Contract Holds for another County or Jurisdiction (overflow).
27	US Military:	Temporary hold for US Military.
28	Default:	Def's in transit: recently booked into jail (on the floor), have not been classified, and/or assigned to a jail/tank/housing unit

**Detention Early Warning Report (DEWR)  
February 2020**

	2/1	2/2	2/3	2/4	2/5	2/6	2/7	2/8	2/9	2/10	2/11	2/12	2/13	2/14	2/15	2/16	2/17	2/18	2/19	2/20	2/21	2/22	2/23	2/24	2/25	2/26	2/27	2/28	2/29	Avg	
<b>Felony not filed</b>	831	849	860	831	832	853	834	843	871	897	895	886	868	872	857	900	937	932	947	944	920	887	903	939	908	892	912	887	843	<b>884</b>	
<b>Felony pend. Grand Jury</b>	511	509	510	525	513	507	493	484	482	480	478	488	512	497	492	489	489	494	480	485	487	525	524	521	521	524	515	515	529	<b>503</b>	
<b>Felony not incl. SJF</b>	1717	1715	1712	1730	1754	1746	1744	1733	1736	1735	1740	1758	1760	1769	1772	1770	1769	1774	1788	1806	1798	1802	1800	1800	1812	1820	1808	1822	1816	<b>1769</b>	
<b>SJF pend dispo</b>	279	276	276	272	278	273	281	281	283	281	280	275	267	283	287	290	288	282	280	277	275	272	271	272	289	287	289	276	277	<b>279</b>	
<b>PV-Felony</b>	305	310	316	310	315	311	314	312	317	321	318	316	318	326	323	328	339	335	330	323	315	326	334	340	337	328	328	327	328	<b>322</b>	
<b>TDC over 10y/appeal</b>	264	264	264	258	232	276	285	298	298	298	264	225	222	231	243	243	243	225	232	233	239	252	252	252	219	226	237	247	262	<b>251</b>	
<b>Bench Warrants</b>	32	32	31	33	35	35	35	35	35	34	33	35	35	35	36	36	36	34	35	37	37	35	34	32	31	32	34	30	31	<b>34</b>	
<b>TDC&lt;10yr/appeal</b>	13	13	13	13	13	14	14	14	14	14	13	13	13	13	14	14	14	13	15	15	16	16	16	16	15	15	14	14	14	<b>14</b>	
<b>Sentd. SJF</b>	65	65	63	60	62	69	64	70	69	68	69	69	72	60	61	62	63	65	69	68	63	70	68	68	64	68	68	58	61	<b>66</b>	
<b>SJF on appeal</b>	1	1	1	1	1	1	1	1	1	1	1	1	1	1	1	1	1	1	1	1	1	1	1	1	1	1	1	1	1	<b>1</b>	
<b>SJF serv in co jail</b>	38	36	33	35	37	38	40	42	39	38	38	38	39	41	39	35	35	38	40	37	35	33	31	32	33	30	31	37	<b>36</b>		
<b>Misd. not filed</b>	78	89	111	114	89	85	74	82	108	125	108	89	79	89	76	88	121	107	104	78	79	89	92	113	100	84	83	66	58	<b>92</b>	
<b>Misd. filed pend.</b>	181	181	184	183	185	194	191	178	181	185	178	179	187	193	173	178	181	168	174	165	156	167	165	168	169	172	165	169	168	<b>176</b>	
<b>Misd-PV</b>	0	0	0	0	0	0	0	0	0	0	0	0	0	0	0	0	0	0	0	0	0	0	0	0	0	0	0	1	1	<b>0</b>	
<b>Serv in jail (Cond of Prob)</b>	43	39	37	40	42	46	52	54	51	48	53	54	54	60	64	59	54	56	50	48	52	53	47	46	54	58	55	50	48	<b>51</b>	
<b>Serving Co time &amp; fines</b>	31	28	27	29	28	32	34	33	33	32	28	28	27	25	26	23	22	25	26	24	23	24	19	18	18	17	18	21	24	<b>26</b>	
<b>Serv fines/CT cost only</b>	1	1	1	1	1	1	1	1	1	1	1	1	1	1	1	1	1	1	1	1	1	1	1	1	1	1	1	1	1	<b>1</b>	
<b>Out of county/state</b>	65	70	78	47	42	49	53	57	65	74	47	48	48	40	52	57	57	54	69	46	40	37	38	42	37	31	41	40	51	<b>51</b>	
<b>Parole Violations</b>	268	273	275	268	278	280	275	270	272	276	277	283	285	270	273	280	284	283	283	284	275	274	278	284	279	282	284	269	271	<b>277</b>	
<b>SAFFP</b>	191	191	190	191	182	183	189	193	193	193	198	202	196	198	207	207	207	209	213	209	221	226	226	223	227	213	223	226	228	<b>205</b>	
<b>Special Programs</b>	332	332	327	317	317	319	326	345	345	333	321	313	324	329	339	339	332	328	323	326	323	336	337	327	305	307	319	323	336	<b>327</b>	
<b>Other- Incompetent</b>	204	204	198	197	193	195	197	196	196	194	196	194	192	200	203	203	199	193	190	192	191	191	191	190	189	190	187	192	196	<b>195</b>	
<b>US Marshall holds</b>	111	111	110	109	107	108	109	109	109	108	108	108	110	111	112	113	113	112	116	116	118	120	120	116	113	113	111	104	105	<b>111</b>	
<b>Contempt-in Jail</b>	15	16	16	16	17	19	15	13	15	16	16	17	17	16	15	15	15	17	19	19	21	23	22	20	18	20	18	16	<b>17</b>		
<b>Contempt-Furlough</b>	2	3	1	1	1	1	1	1	1	1	1	1	1	1	1	2	1	1	1	1	1	1	1	1	1	1	1	1	2	<b>1</b>	
<b>PEACE Bond</b>	0	0	0	0	0	0	0	0	0	0	0	0	0	0	0	0	0	0	0	0	0	0	0	0	0	0	0	0	0	<b>0</b>	
<b>TYC hold</b>	0	0	0	0	0	0	0	0	0	0	0	0	0	0	0	0	0	0	0	0	0	0	0	0	0	0	0	0	0	<b>0</b>	
<b>Immigration hold</b>	20	1	2	8	16	6	6	16	0	1	10	8	10	4	14	3	3	9	4	16	6	14	5	3	12	10	5	5	15	<b>8</b>	
<b>Class C Misd. only</b>	18	13	12	24	10	27	17	22	9	7	16	27	15	12	23	15	12	19	15	11	21	16	13	3	25	27	27	21	17	<b>17</b>	
<b>Contract inmates</b>	0	0	0	0	0	0	0	0	0	0	0	0	0	0	0	0	0	0	0	0	0	0	0	0	0	0	0	0	0	<b>0</b>	
<b>US Military hold</b>	0	0	0	0	0	0	0	0	0	0	0	0	0	0	0	0	0	0	0	0	0	0	0	0	0	0	0	0	0	<b>0</b>	
<b>Default</b>	70	78	63	53	71	69	91	96	75	59	66	65	73	71	90	99	88	61	47	44	56	54	55	47	60	63	47	69	79	<b>68</b>	
<b>With Furlough added</b>	5686	5700	5711	5666	5651	5737	5736	5779	5799	5820	5753	5721	5725	5747	5797	5854	5904	5831	5848	5809	5770	5845	5847	5876	5839	5813	5823	5784	5815	5782	167686
<b>Jail Population-Actual</b>	<b>5684</b>	<b>5697</b>	<b>5710</b>	<b>5665</b>	<b>5650</b>	<b>5736</b>	<b>5735</b>	<b>5778</b>	<b>5798</b>	<b>5819</b>	<b>5752</b>	<b>5720</b>	<b>5724</b>	<b>5746</b>	<b>5796</b>	<b>5852</b>	<b>5903</b>	<b>5830</b>	<b>5847</b>	<b>5808</b>	<b>5769</b>	<b>5844</b>	<b>5846</b>	<b>5875</b>	<b>5838</b>	<b>5812</b>	<b>5822</b>	<b>5783</b>	<b>5813</b>	<b>5781</b>	<b>167686</b>

	L										H										SUM										
<b>INTAKES</b>	122	131	160	190	187	188	181	151	121	149	177	166	199	183	152	161	159	158	163	155	241	128	137	154	181	175	188	154	183	165	4794
<b>RELEASES</b>	90	115	146	212	152	182	176	99	93	150	221	229	138	191	89	102	158	197	189	177	215	108	96	149	246	186	192	191	96	158	4585
<b>VARIANCE</b>	-32	-16	-14	22	-35	-6	-5	-52	-28	1	44	63	-61	8	-63	-59	-1	39	26	22	-26	-20	-41	-5	65	11	4	37	-87	-7	

<b>AVG LENGTH OF STAY 34</b>	<b>Total Bookins</b>	<b>4,794</b>	<b>Total Releases</b>	<b>4,585</b>	<b>Total Jail Bed Days</b>	<b>167,686</b>	<b>= \$ 9,923,657</b>	<b>Page 3</b>
------------------------------	----------------------	--------------	-----------------------	--------------	----------------------------	----------------	-----------------------	---------------

## DEWR BUCKET COMPARISON

BUCKET NAMES	FEB 2019 vs 2020	FEB 19	FEB 20	DEC 19	JAN 20	FEB 20	JAN vs FEB
Variance							
<b>SPECIAL FOCUS</b>							
Felony Not Filed	549	335	884	657	795	884	89
Special Programs	185	142	327	292	301	327	26
PV-Felony	49	273	322	272	296	322	26
Parole Violator only	10	267	277	262	295	277	-18
<b>TRENDING UP</b>							
Fel.pend excl.SJF	186	1583	1769	1704	1657	1769	112
US Marshall	64	47	111	112	111	111	0
State Jail Felony	50	229	279	281	260	279	19
Incompetent	41	154	195	212	205	195	-10
Misdemeanors pending	37	139	176	187	190	176	-14
Sentenced to SJF	28	38	66	53	59	66	7
<b>TRENDING DOWN</b>							
Felony pend Grand Jury	-193	696	503	369	560	503	-57
SJF-Serv Co.Jail (12.44a)	-27	63	36	38	32	36	4
Serving County Time	-22	48	26	24	24	26	2
Out of Co/State	-22	73	51	50	53	51	-2
Bench Warrants	-12	46	34	45	40	34	-6
Contempt in Jail	-4	21	17	10	12	17	5
SAFPF	-3	208	205	201	175	205	30
TDC<10yr/appeal	-2	16	14	14	14	14	0
Class C Misd. only	-1	18	17	15	14	17	3
<b>STABLE</b>							
Immigration	1	7	8	6	6	8	2
Serv as Cond of Prob.	1	50	51	51	39	51	12
TYC	0	0	0	0	0	0	0
<b>Jail Population Avg.</b>	<b>835</b>	<b>4946</b>	<b>5781</b>	<b>5292</b>	<b>5557</b>	<b>5781</b>	<b>224</b>

**DEWR BUCKET MONTHLY AVERAGES**

	Feb 18	Feb 19	Jan 20	Feb 20	2020 Avg
Felony not filed	315	335	795	884	840
Felony pend GJ	615	696	560	503	532
Fel.pend excl.SJF	1712	1583	1657	1769	1713
State Jail Fel only	255	229	260	279	270
PV-Felony	243	273	296	322	309
TDC over 10yrs	346	309	248	251	250
Bench Warrants	37	46	40	34	37
TDC <10y/appeal	9	16	14	14	14
Sentenced SJF	64	38	59	66	63
Sentd SJF/appeal	0	0	1	1	1
SJF-Serv Co Jail	75	63	32	36	34
Misdmnr not filed	135	116	103	92	98
Misdmnr filed-pend	198	139	190	176	183
PV-Misdmnr	0	0	0	0	0
Serv as Con of Prob.	54	50	39	51	45
Serv Co time/ fines	66	48	24	26	25
Serv fines/ fees only	0	0	0	1	1
Out of Co/State	71	73	53	51	52
Parole Vio.	239	267	295	277	286
SAFPF	156	208	175	205	190
Sp.Pgrms	186	163	301	327	314
Incompetent	148	154	205	195	200
US Marshall	8	47	111	111	111
Cntmpt-in Jail	14	21	12	17	15
Furlough	0	0	1	1	1
PEACE Bond	0	0	0	0	0
TYC hold	0	0	0	0	0
Immigration hold	5	7	6	8	7
Class C only	19	18	14	17	16
Contract	0	0	0	0	0
US Military	0	0	0	0	0
Default	37	51	65	68	67
Furlough added	5006	4946	5558	5782	5670
<b>Jail Population Actual</b>	<b>5006</b>	<b>4946</b>	<b>5557</b>	<b>5781</b>	<b>5669</b>

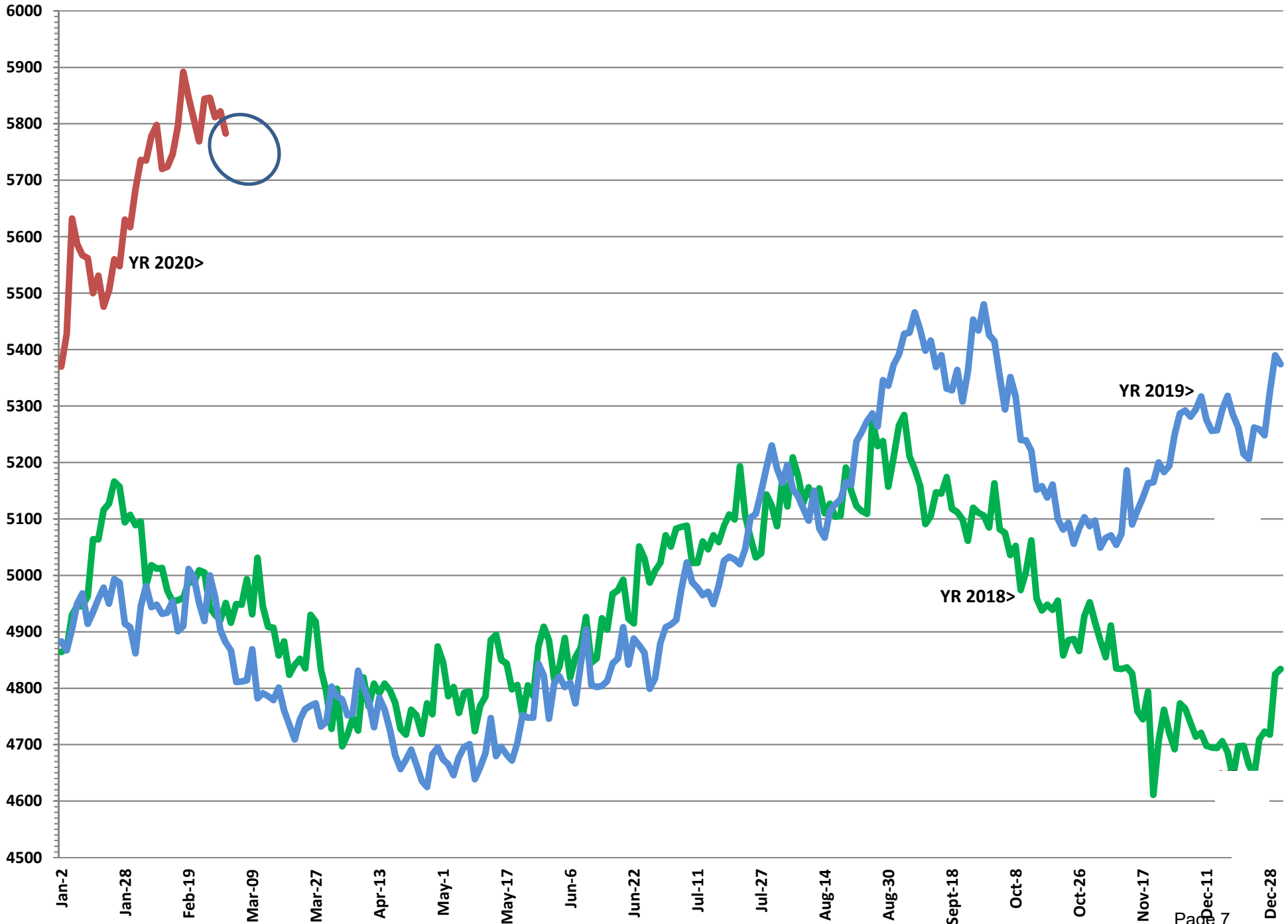
<b>INTAKES</b>	170	182	165	165	165
<b>RELEASES</b>	175	183	155	158	157
<b>VARIANCE</b>	-5	-1	-10	-7	-9

**Dallas County Jail Population 3-year statistical summary for 2018, 2019, & 2020**

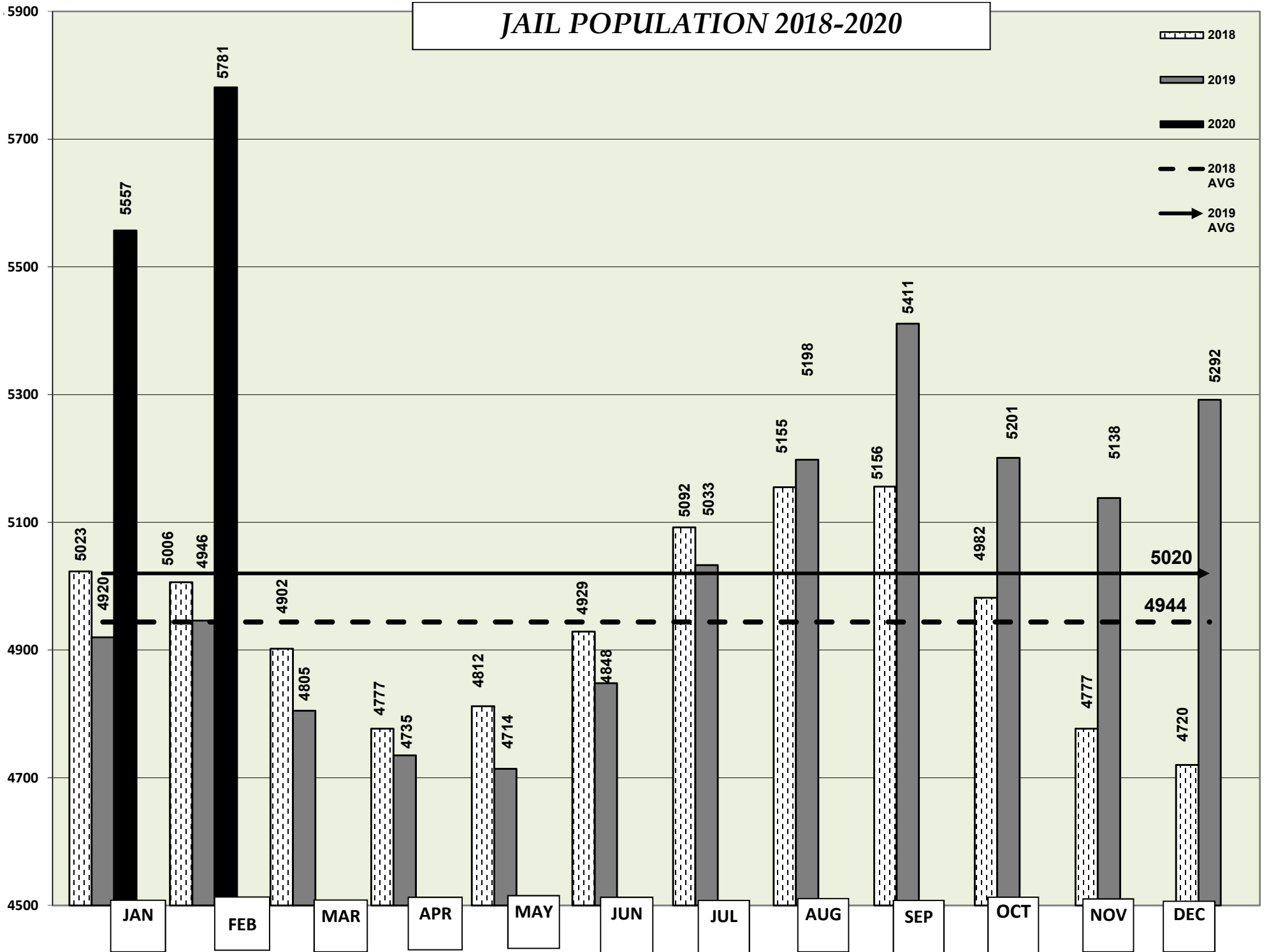
<b>JAIL POPULATION MONTHLY AVERAGES</b>							
<b>2018</b>	<b>Jail Pop AVG</b>	<b>2018</b>	<b>2019</b>	<b>Jail Pop AVG</b>	<b>2019</b>	<b>2020</b>	<b>Jail Pop AVG</b>
<b>Jan-18</b>	5023	4944	<b>Jan-19</b>	4920	5020	<b>Jan-20</b>	5557
<b>Feb-18</b>	5006	4944	<b>Feb-19</b>	4946	5020	<b>Feb-20</b>	5781
<b>Mar-18</b>	4902	4944	<b>Mar-19</b>	4805	5020	<b>Mar-20</b>	
<b>Apr-18</b>	4777	4944	<b>Apr-19</b>	4735	5020	<b>Apr-20</b>	
<b>May-18</b>	4812	4944	<b>May-19</b>	4714	5020	<b>May-20</b>	
<b>Jun-18</b>	4929	4944	<b>Jun-19</b>	4848	5020	<b>Jun-20</b>	
<b>Jul-18</b>	5092	4944	<b>Jul-19</b>	5033	5020	<b>Jul-20</b>	
<b>Aug-18</b>	5155	4944	<b>Aug-19</b>	5198	5020	<b>Aug-20</b>	
<b>Sep-18</b>	5156	4944	<b>Sep-19</b>	5411	5020	<b>Sep-20</b>	
<b>Oct-18</b>	4982	4944	<b>Oct-19</b>	5201	5020	<b>Oct-20</b>	
<b>Nov-18</b>	4777	4944	<b>Nov-19</b>	5138	5020	<b>Nov-20</b>	
<b>Dec-18</b>	4720	4944	<b>Dec-19</b>	5292	5020	<b>Dec-20</b>	
<b>YR AVG</b>	<b>4944</b>		<b>YR AVG</b>	<b>5020</b>		<b>YR AVG</b>	<b>5669</b>

<b>BOOKINS MONTHLY TOTALS</b>							
<b>2018</b>	<b>Total bookins</b>	<b>2018</b>	<b>2019</b>	<b>Total bookins</b>	<b>2019</b>	<b>2020</b>	<b>Total bookins</b>
<b>Jan-18</b>	5368	5358	<b>Jan-19</b>	5488	5112	<b>Jan-20</b>	5119
<b>Feb-18</b>	4749	5358	<b>Feb-19</b>	5089	5112	<b>Feb-20</b>	4794
<b>Mar-18</b>	5465	5358	<b>Mar-19</b>	5521	5112	<b>Mar-20</b>	
<b>Apr-18</b>	5394	5358	<b>Apr-19</b>	5102	5112	<b>Apr-20</b>	
<b>May-18</b>	5625	5358	<b>May-19</b>	5470	5112	<b>May-20</b>	
<b>Jun-18</b>	5697	5358	<b>Jun-19</b>	4990	5112	<b>Jun-20</b>	
<b>Jul-18</b>	5790	5358	<b>Jul-19</b>	5478	5112	<b>Jul-20</b>	
<b>Aug-18</b>	6079	5358	<b>Aug-19</b>	5589	5112	<b>Aug-20</b>	
<b>Sep-18</b>	5216	5358	<b>Sep-19</b>	5006	5112	<b>Sep-20</b>	
<b>Oct-18</b>	5154	5358	<b>Oct-19</b>	4554	5112	<b>Oct-20</b>	
<b>Nov-18</b>	4810	5358	<b>Nov-19</b>	4509	5112	<b>Nov-20</b>	
<b>Dec-18</b>	4943	5358	<b>Dec-19</b>	4543	5112	<b>Dec-20</b>	
<b>YR AVG</b>	<b>5358</b>		<b>YR AVG</b>	<b>5112</b>		<b>YR AVG</b>	<b>4957</b>
<b>TOTAL</b>	<b>64,290</b>		<b>TOTAL</b>	<b>61,339</b>		<b>TOTAL</b>	<b>9,913</b>

# Dallas County Jail Population 2018 - 2020

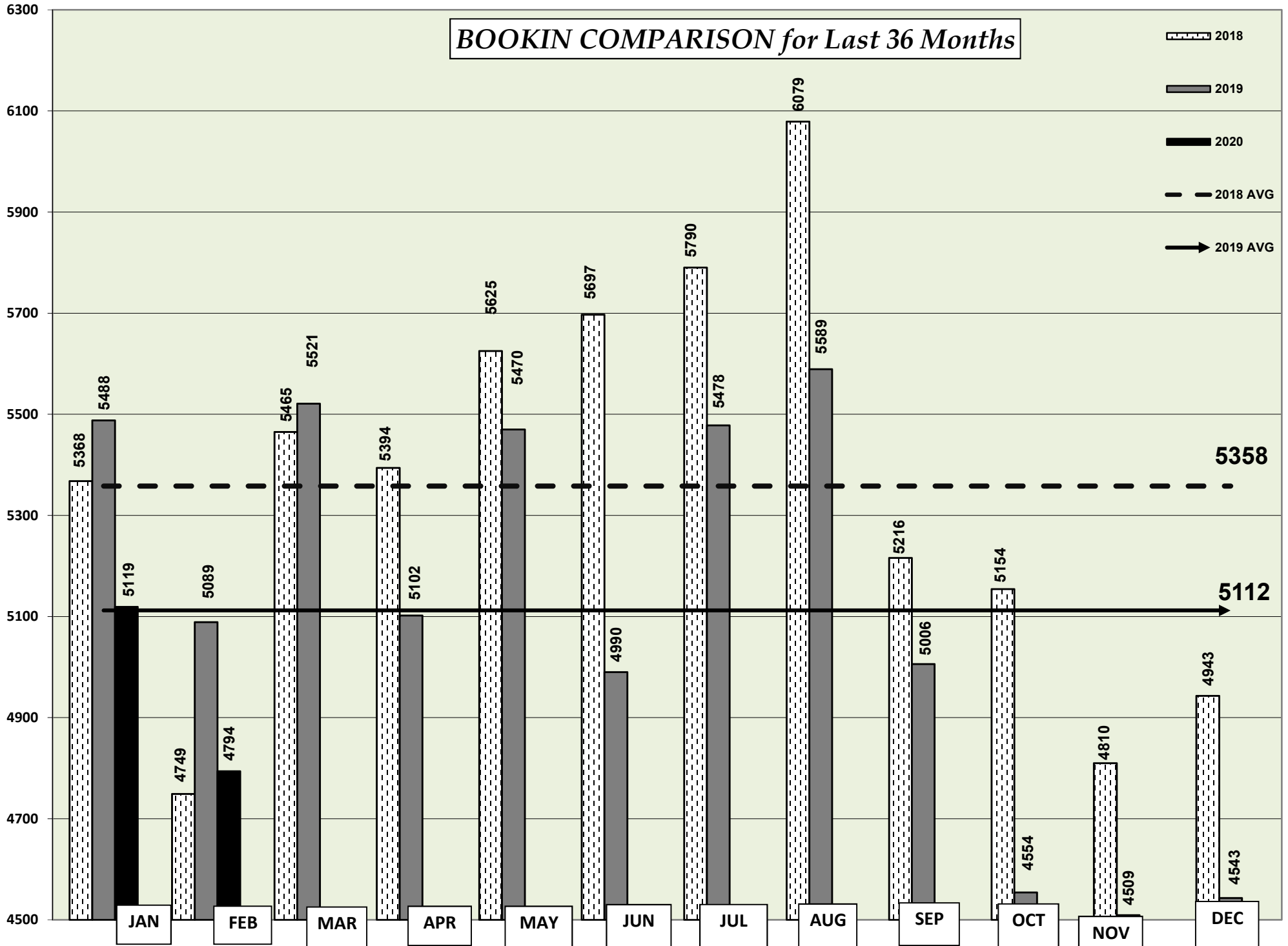


# JAIL POPULATION 2018-2020



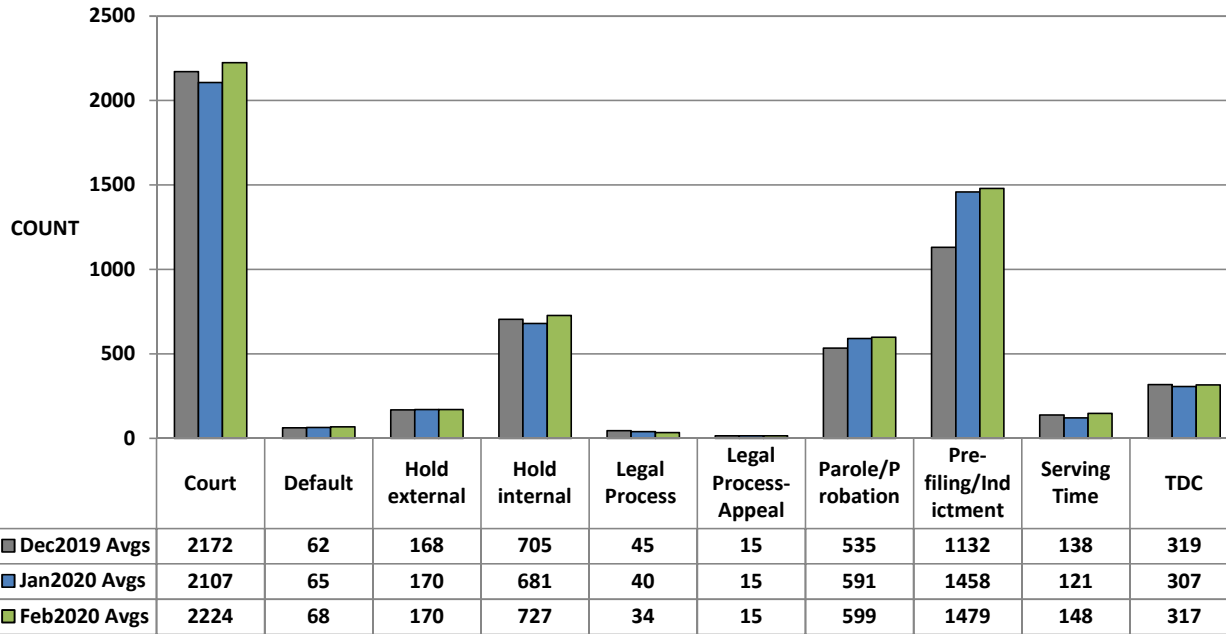


# BOOKIN COMPARISON for Last 36 Months



Past 2 months vs February 2020 Snapshot

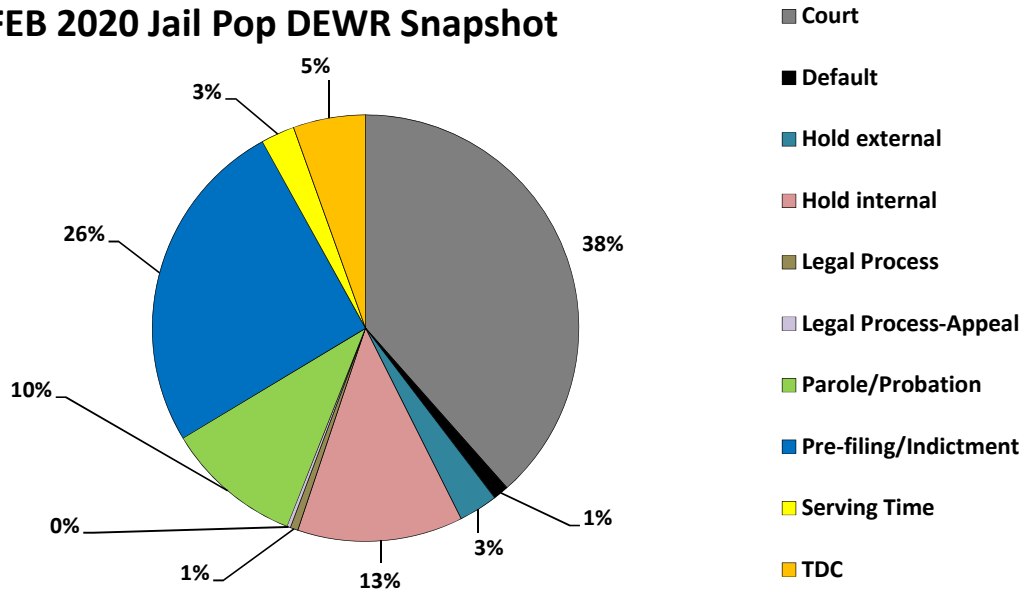
3-MONTH Jail Pop DEWR BUCKET MONTHLY AVG'S COMPARISON



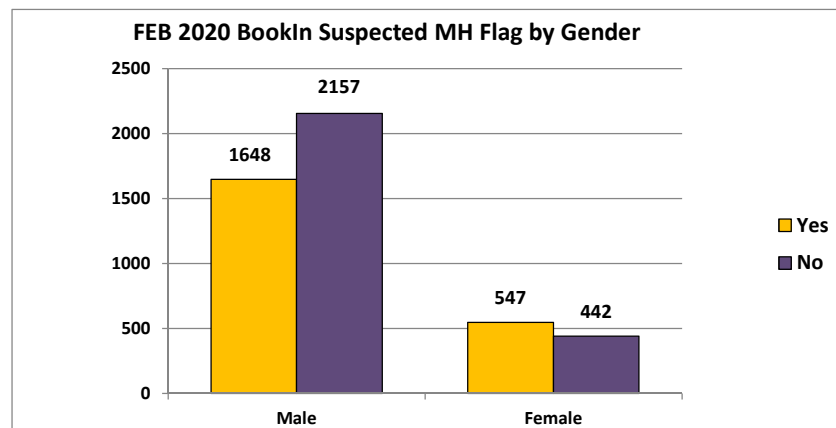
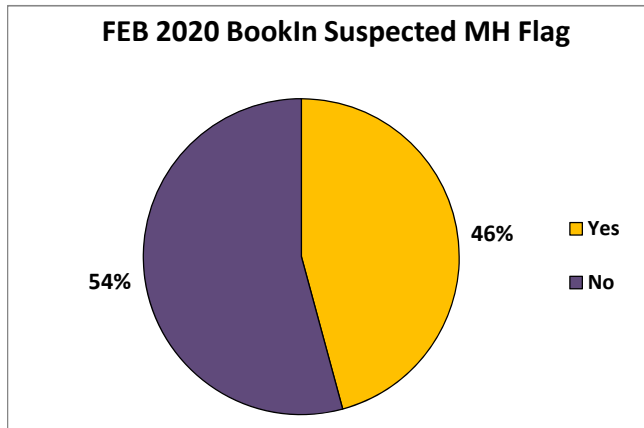
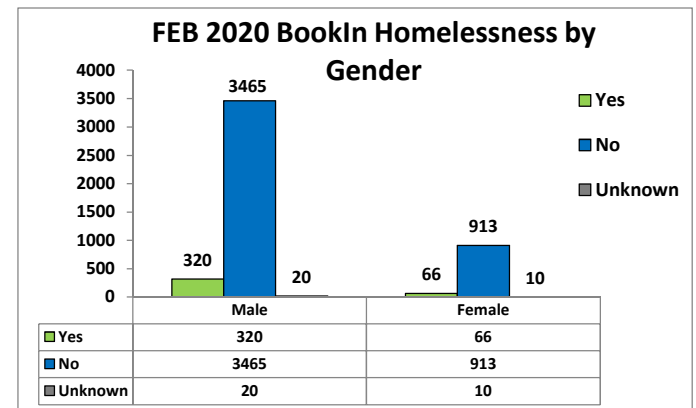
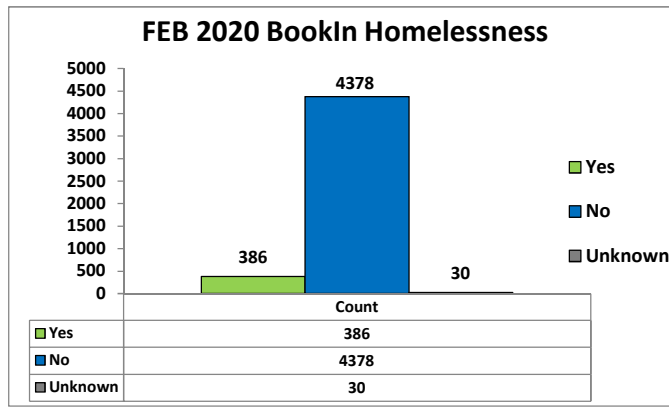
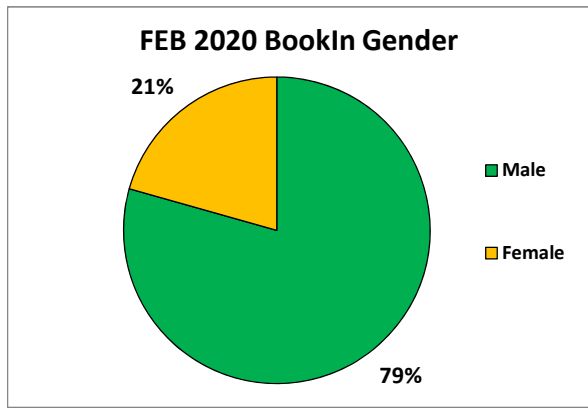
Dec2019 Avgs Jan2020 Avgs Feb2020 Avgs

Jail Pop Buckets	Jail Pop Category
Misdnmr filed-pend	Court
Fel.pend excl.SJF	Court
State Jail Fel only	Court
Default	Default
Out of Co/State	Hold external
US Marshal	Hold external
TYC hold	Hold external
Immigration hold	Hold external
Contract	Hold external
US Military	Hold external
SAFPF	Hold internal
Sp.Pgrms	Hold internal
Incompetent	Hold internal
Bench Warrants	Legal Process
TDC <10y/appeal	Legal Process-Appeal
Sentd SJF/appeal	Legal Process-Appeal
Parole Vio.	Parole/Probation
PV-Felony	Parole/Probation
PV-Misdnmr	Parole/Probation
Felony not filed	Pre-filing/Indictment
Felony pend GJ	Pre-filing/Indictment
Misdnmr not filed	Pre-filing/Indictment
SJF-Serv Co Jail	Serving Time
Serv as Con of Prob.	Serving Time
Serv Co time/ fines	Serving Time
Serv fines/ fees only	Serving Time
Cntmpt-in Jail	Serving Time
Class C only	Serving Time
TDC over 10yrs	TDC
Sentenced SJF	TDC

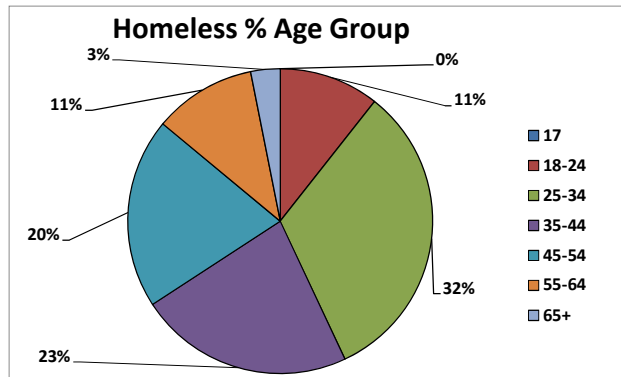
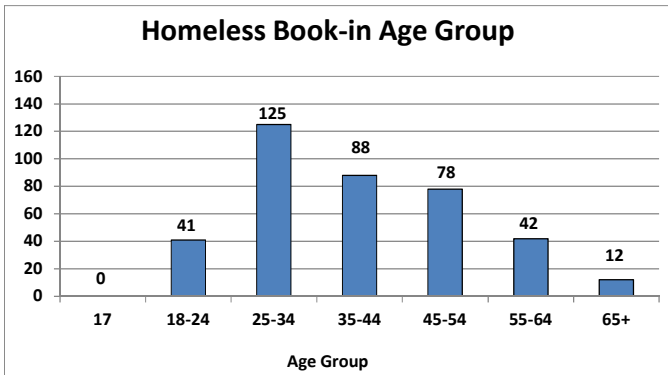
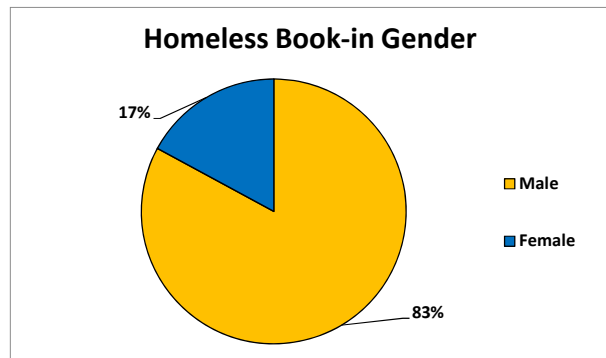
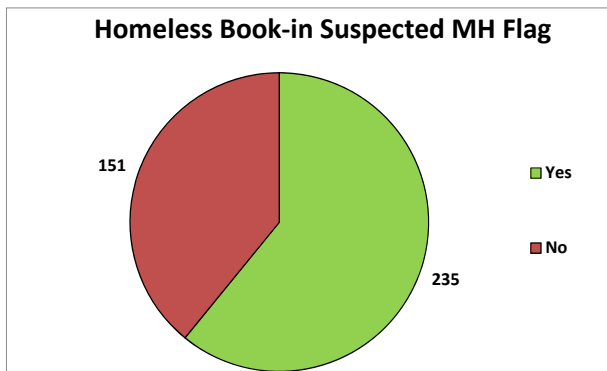
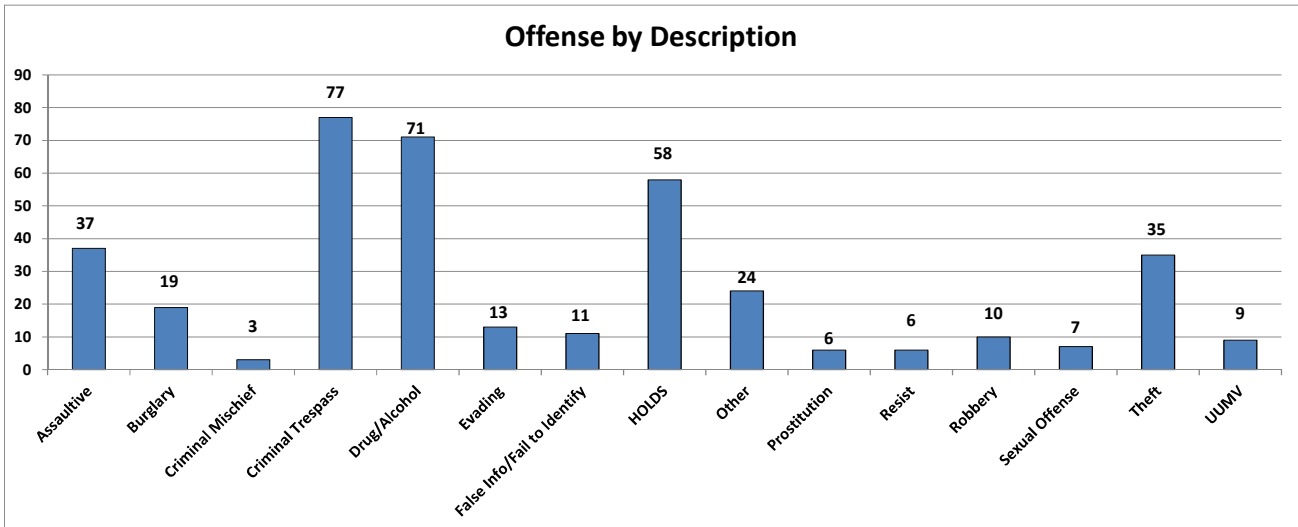
FEB 2020 Jail Pop DEWR Snapshot



# JANUARY 2020 BOOK-INS SNAPSHOT



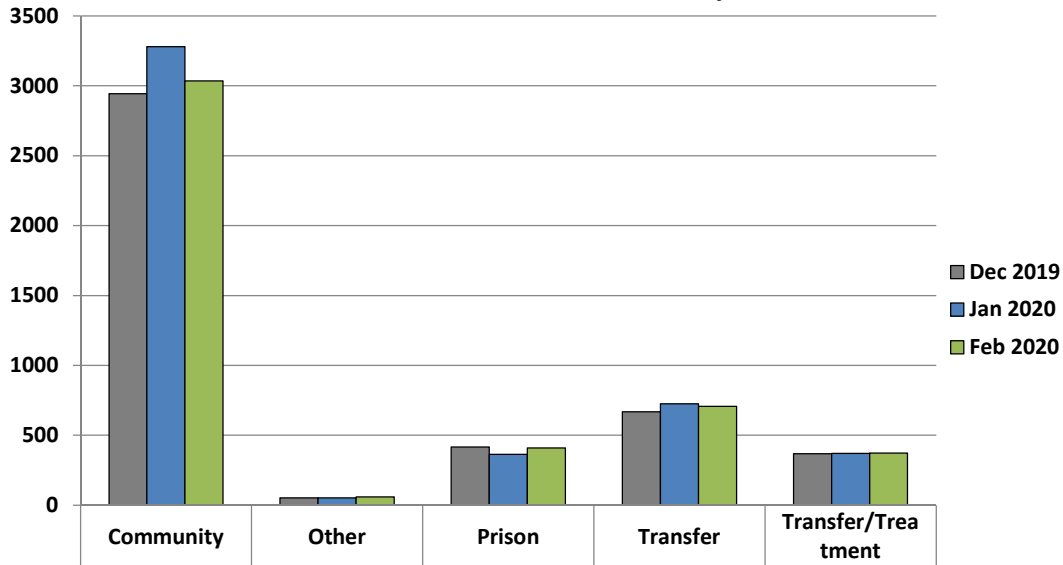
# Homeless February 2020 Book-ins



MONTHLY RELEASE TOTALS BY CATEGORY

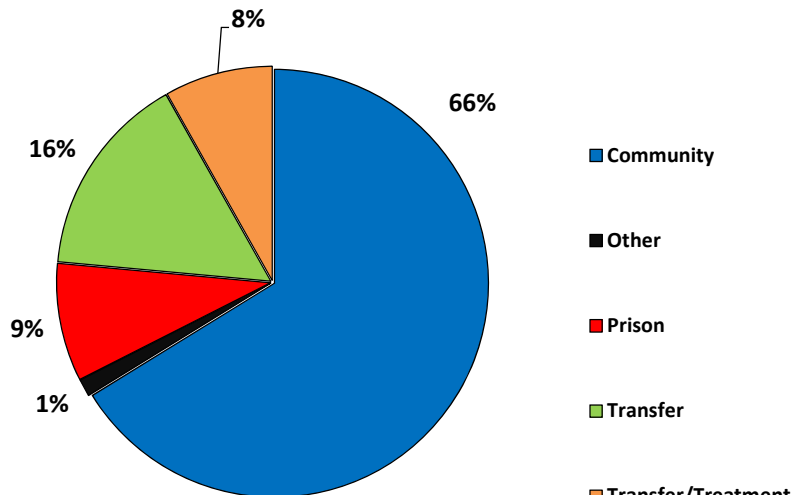
RELEASE CATEGORY	Feb 18	Feb 19	Jan 20	Feb 20
BOND REINSTATED	0	0	25	27
Deceased	0	0	1	1
DRY WRIT	0	0	0	0
DRY WRIT-CASE NOT FILED	0	0	0	0
ERROR-DUPLICATE CASE	0	0	0	0
Escaped	0	0	0	0
Failed to Report	2	0	0	0
Failed to Return to Work Release	0	0	0	0
Finding of Facts Release	28	13	0	0
HOLD ADDED IN ERROR	0	0	1	0
Judicial Treatment Center/Wilmer	67	65	47	40
MISDEMEANOR REDUCED TO CLASS C	0	0	20	47
MOTION TO RELEASE	0	0	1	0
No Billed	21	0	6	5
Other	103	98	52	59
Paid Fine	0	1	0	1
Parole in Absentia or Pre Parole Transfer	1	3	0	0
Parole Warrant Withdrawn	51	74	56	44
Posted Cash Bond	164	140	158	165
Posted Personal Recognizance Bond	193	567	252	153
POSTED PR BOND	0	0	259	234
Posted Pre-trial Bond	31	16	14	10
Posted PT Personal Recognizance Bond	0	8	5	3
Posted Surety Bond	872	888	914	908
Posted Writ Bond	1	1	0	0
PROBATION DISCHARGED	0	0	2	5
Released By Order of the Court	88	129	110	62
Released on Probation	211	186	185	143
Released per Agency Pick Time Expired	161	198	234	229
Released per Art 14.06/Magistrate Order	10	0	1	5
RELEASED PER CASE REJECTED BY DA	0	0	21	15
RELEASED PER DISCHARGE IN ABSENTIA	0	0	0	2
RELEASED PER DPD RELEASE CHARGE	0	0	9	6
Released per DPD/Class C Only	604	572	381	384
Released per finding of fact/Dry Writ	24	26	0	0
RELEASED PER FINDING OF FACTS	0	0	19	13
Released per Investigating Agency	16	13	9	9
RELEASED PER INVESTIGATIVE AGENCY	0	0	0	3
RELEASED PER MEDICAL REASONS	0	0	8	10
RELEASED PER PIA MANDATORY	0	0	1	0
Released per Teletype	284	266	203	219
Released to Dallas County Agency	179	194	113	115
Released to INS/Border Patrol	194	207	166	191
Released to Investigating Agency	5	17	9	7
Released to Mental Facility	40	38	42	44
Released to Military	0	0	0	0
Released to Out of County Agency	340	365	389	357
Released to Out of State Agency	39	38	41	31
RELEASED TO PAROLE OFFICER	0	0	28	26
Released to Special Program	202	215	266	272
RELEASED TO TDC	0	0	63	192
RELEASED TO TDC-ISF	0	0	6	3
Released to TDCJ	412	395	271	174
Released to US Marshal	18	29	24	40
Removed from furlough	1	0	0	0
Served Time	539	365	335	277
Served Time and/or Paid Fine	0	2	0	1
TRANSFERRED TO A MENTAL FACILITY	0	0	2	3
TRANSFERRED TO A FEDERAL AGENCY	0	0	5	1
TRANSFERRED TO A SPECIAL PROGRAM	0	0	6	5
TRANSFERRED TO INS/BORDER PATROL	0	0	3	4
WARRANT WITHDRAWN	0	0	32	40
<b>TOTAL RELEASES</b>	<b>4901</b>	<b>5129</b>	<b>4795</b>	<b>4585</b>

### 3-MONTH AVG Release Destinations Comparison



	Community	Other	Prison	Transfer	Transfer/Treatment
Dec 2019	2943	52	416	668	369
Jan 2020	3281	53	364	726	371
Feb 2020	3036	60	409	706	374

### FEB 2020 Avg Release Destinations Snapshot

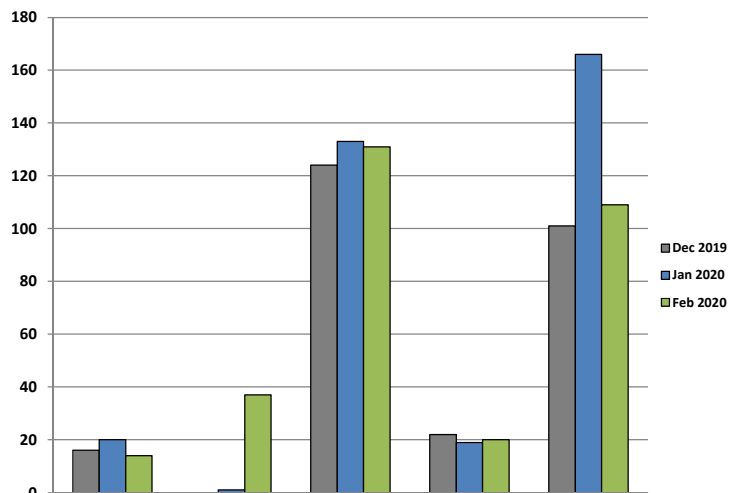


Release Reasons	Release Destination
BOND REINSTATED	Community
Deceased	Other
DRY WRIT	Community
DRY WRIT-CASE NOT FILED	Community
Escaped	Other
Failed to Report	Other
Failed to Return to Work Release	Other
Finding of Facts Release	Community
HOLD ADDED IN ERROR	Community
Judicial Treatment Center/Wilmer	Transfer/Treatment
MISDEMEANOR REDUCED TO CLASS C	Community
MOTION TO RELEASE	Community
No Billed	Community
Other	Other
Paid Fine	Community
Parole in Absentia or Pre Parole Transfer	Community
Parole Warrant Withdrawn	Community
Posted Cash Bond	Community
Posted Personal Recognizance Bond	Community
POSTED PR BOND	Community
Posted Pre-trial Bond	Community
Posted PT Personal Recognizance Bond	Community
Posted Surety Bond	Community
Posted Writ Bond	Community
PROBATION DISCHARGED	Community
Released By Order of the Court	Community
Released on Probation	Community
Released per Agency Pick Time Expired	Community
Released per Art 14.06/Magistrate Order	Community
RELEASED PER DISCHARGE IN ABSTENIA	Community
RELEASED PER DPD RELEASE CHARGE	Community
Released per DPD/Class C Only	Community
Released per finding of fact/Dry Writ	Community
RELEASED PER FINDING OF FACTS	Community
Released per Investigating Agency	Community
RELEASED PER INVESTIGATIVE AGENCY	Community
RELEASED PER MEDICAL REASONS	Transfer/Treatment
RELEASED PER PIA MANDATORY	Community
Released per Teletype	Community
Released to Dallas County Agency	Transfer
Released to INS/Border Patrol	Transfer
Released to Investigating Agency	Transfer
Released to Mental Facility	Transfer/Treatment
Released to Military	Transfer
Released to Out of County Agency	Transfer
Released to Out of State Agency	Transfer
RELEASED TO PAROLE OFFICER	Community
Released to Special Program	Transfer/Treatment
RELEASED TO TDC	Prison
RELEASED TO TDC-ISF	Prison
Released to TDCJ	Prison
Released to US Marshal	Prison
Served Time	Community
Served Time and/or Paid Fine	Community
TRANSFERRED TO A MENTAL FACILITY	Transfer/Treatment
TRANSFERRED TO A FEDERAL AGENCY	Transfer
TRANSFERRED TO A SPECIAL PROGRAM	Transfer/Treatment
TRANSFERRED TO INS/BORDER PATROL	Transfer
WARRANT WITHDRAWN	Community

**AVERAGE LENGTH OF STAY  
IN JAIL BASED ON RELEASE REASON**

RELEASE CATEGORY	2018 Avg	2019 Avg	Jan 2020	Feb 2020	2020 Avg
<b>BOND REINSTATED</b>	0	1	3	8	6
Deceased	30	61	6	257	132
<b>DRY WRIT</b>	0	0	0	0	0
DRY WRIT-CASE NOT FILED	0	0	0	0	0
<b>ERROR-DUPLICATE CASE</b>	0	0	0	0	0
Escaped	10	5	0	0	0
Failed to Report	2	1	0	0	0
Failed to Return to Work Release	0	0	0	0	0
Finding of Facts Release	8	7	0	0	0
<b>HOLD ADDED IN ERROR</b>	0	0	12	0	6
Judicial Treatment Center/Wilmer	53	68	109	134	122
<b>MISDEMEANOR REDUCED TO CLASS C</b>	0	2	5	9	7
<b>MOTION TO RELEASE</b>	0	0	43	0	22
No Billed	32	29	37	61	49
Other	29	22	1	1	1
Paid Fine	0	1	0	1	1
Parole in Absentia or Pre Parole Transfer	59	81	0	0	0
Parole Warrant Withdrawn	39	43	43	38	41
Posted Cash Bond	1	1	2	1	2
Posted Personal Recognizance Bond	7	7	8	7	8
<b>POSTED PR BOND</b>	0	1	7	8	8
Posted Pre-trial Bond	4	3	2	4	3
Posted PT Personal Recognizance Bond	2	5	3	4	4
Posted Surety Bond	5	5	6	7	7
Posted Writ Bond	4	4	0	0	0
<b>PROBATION DISCHARGED</b>	0	5	4	19	12
Released By Order of the Court	17	18	23	20	22
Released on Probation	39	38	44	48	46
Released per Agency Pick Time Expired	15	14	14	17	16
Released per Art 14.06/Magistrate Order	28	27	177	17	97
<b>RELEASED PER CASE REJECTED BY DA</b>	0	2	13	13	13
<b>RELEASED PER DISCHARGE IN ABSENTIA</b>	0	2	0	50	25
<b>RELEASED PER DPD RELEASE CHARGE</b>	0	1	5	13	9
Released per DPD/Class C Only	13	15	16	19	18
Released per finding of fact/Dry Writ	10	9	0	0	0
<b>RELEASED PER FINDING OF FACTS</b>	0	1	7	6	7
Released per Investigating Agency	10	14	14	6	10
<b>RELEASED PER INVESTIGATIVE AGENCY</b>	0	1	0	22	11
<b>RELEASED PER MEDICAL REASONS</b>	0	2	6	3	5
<b>RELEASED PER PIA MANDATORY</b>	0	0	125	0	63
Released per Teletype	10	11	12	9	11
Released to Dallas County Agency	12	12	18	19	19
Released to INS/Border Patrol	35	34	35	40	38
Released to Investigating Agency	9	8	2	6	4
Released to Mental Facility	177	184	250	174	212
Released to Military	2	1	0	0	0
Released to Out of County Agency	22	22	23	27	25
Released to Out of State Agency	24	26	21	28	25
<b>RELEASED TO PAROLE OFFICER</b>	0	12	35	47	41
Released to Special Program	63	62	63	64	64
<b>RELEASED TO TDC</b>	0	18	114	172	143
<b>RELEASED TO TDC-ISF</b>	0	9	153	52	103
Released to TDCJ	113	120	160	134	147
Released to US Marshal	97	100	103	165	134
Removed from furlough	1	1	0	0	0
Served Time	21	21	24	16	20
Served Time and/or Paid Fine	0	1	0	8	4
<b>TRANSFERRED TO A MENTAL FACILITY</b>	0	33	477	198	338
<b>TRANSFERRED TO A FEDERAL AGENCY</b>	0	0	51	3	27
<b>TRANSFERRED TO A SPECIAL PROGRAM</b>	0	24	90	82	86
<b>TRANSFERRED TO INS/BORDER PATROL</b>	0	17	4	39	22
<b>WARRANT WITHDRAWN</b>	0	9	47	50	49
<b>Avg length stay in-jail for those released in the yr/mon</b>	<b>yr/17</b>	<b>yr/20</b>	<b>mon/39</b>	<b>mon/34</b>	<b>yr/37</b>
<b>Total/Total Avg Releases for Month/Yr</b>	<b>5360</b>	<b>5216</b>	<b>4795</b>	<b>4585</b>	<b>4690</b>

### 3-Month Total Avgs of Length of Stay in Jail Based on Release Destination



	Community	Other	Prison	Transfer	Transfer/Treatment
■ Dec 2019	16	0	124	22	101
■ Jan 2020	20	1	133	19	166
■ Feb 2020	14	37	131	20	109

Release Reasons	Length of Stay in Jail based on Release Destination
<b>BOND REINSTATED</b>	Community
Deceased	Other
<b>DRY WRIT</b>	Community
<b>DRY WRIT-CASE NOT FILED</b>	Community
<b>ERROR-DUPLICATE CASE</b>	Other
Escaped	Other
Failed to Report	Other
Failed to Return to Work Release	Other
Finding of Facts Release	Community
<b>HOLD ADDED IN ERROR</b>	Community
Judicial Treatment Center/Wilmer	Transfer/Treatment
<b>MISDEMEANOR REDUCED TO CLASS C</b>	Community
<b>MOTION TO RELEASE</b>	Community
No Billed	Community
Other	Other
Paid Fine	Community
Parole in Absentia or Pre Parole Transfer	Community
Parole Warrant Withdrawn	Community
Posted Cash Bond	Community
Posted Personal Recognizance Bond	Community
<b>POSTED PR BOND</b>	Community
Posted Pre-trial Bond	Community
Posted PT Personal Recognizance Bond	Community
Posted Surety Bond	Community
Posted Writ Bond	Community
<b>PROBATION DISCHARGED</b>	Community
Released By Order of the Court	Community
Released on Probation	Community
Released per Agency Pick Time Expired	Community
Released per Art 14.06/Magistrate Order	Community
<b>RELEASED PER CASE REJECTED BY DA</b>	Community
<b>RELEASED PER DISCHARGE IN ABSENTIA</b>	Community
<b>RELEASED PER DPD RELEASE CHARGE</b>	Community
Released per DPD/Class C Only	Community
Released per finding of fact/Dry Writ	Community
<b>RELEASEED PER FINDING OF FACTS</b>	Community
Released per Investigating Agency	Community
<b>RELEASED PER INVESTIGATIVE AGENCY</b>	Community
<b>RELEASED PER MEDICAL REASONS</b>	Transfer/Treatment
<b>RELEASED PER PIA MANDATORY</b>	Community
Released per Teletype	Community
Released to Dallas County Agency	Transfer
Released to INS/Border Patrol	Transfer
Released to Investigating Agency	Transfer
Released to Mental Facility	Transfer/Treatment
Released to Military	Transfer
Released to Out of County Agency	Transfer
Released to Out of State Agency	Transfer
<b>RELEASED TO PAROLE OFFICER</b>	Community
Released to Special Program	Transfer/Treatment
<b>RELEASED TO TDC</b>	Prison
<b>RELEASED TO TDC-ISF</b>	Prison
Released to TDCJ	Prison
Released to US Marshal	Prison
Removed from Furlough	Other
Served Time	Community
Served Time and/or Paid Fine	Community
<b>TRANSFERRED TO A MENTAL FACILITY</b>	Transfer/Treatment
<b>TRANSFERRED TO A FEDERAL AGENCY</b>	Transfer
<b>TRANSFERRED TO A SPECIAL PROGRAM</b>	Transfer/Treatment
<b>TRANSFERRED TO INS/BORDER PATROL</b>	Transfer
<b>WARRANT WITHDRAWN</b>	Community



## PRE-INDICTMENT WAIVERS BY COURT BY MONTH

PRE-INDICTMENT WAIVERS BY COURT BY MONTH																		
DATE	CDC1	CDC2	CDC3	CDC4	CDC5	CDC6	CDC7	194 <sup>th</sup>	195 <sup>th</sup>	203 <sup>rd</sup>	204 <sup>th</sup>	265 <sup>th</sup>	282 <sup>nd</sup>	283 <sup>rd</sup>	291 <sup>st</sup>	292 <sup>nd</sup>	363 <sup>rd</sup>	Total
2017 Year Totals	302	115	84	214	192	105	160	98	112	157	224	130	107	94	204	170	79	2588
Year Avg	27	10	8	19	17	10	15	9	10	14	20	12	10	9	19	15	7	235
2018 Year Totals	203	112	83	173	103	166	120	63	180	151	229	165	66	180	119	138	76	2327
Year Avg	17	9	7	14	9	14	10	5	15	13	19	14	6	15	10	12	6	194
2019 Year Totals	149	109	68	100	50	101	92	66	124	121	141	91	53	64	71	109	54	1563
Year Avg	12	9	6	8	4	8	8	6	10	10	12	8	4	5	6	9	5	130
Jan 20	7	6	4	3	5	12	6	5	15	11	10	5	4	7	4	9	3	116
Feb 20	6	12	7	1	5	14	7	3	8	5	12	9	2	5	7	8	9	120
Mar 20																		0
Apr 20																		0
May 20																		0
Jun 20																		0
Jul 20																		0
Aug 20																		0
Sep 20																		0
Oct 20																		0
Nov 20																		0
Dec 20																		0
2020 Year Totals	13	18	11	4	10	26	13	8	23	16	22	14	6	12	11	17	12	236
Year Avg	7	9	6	2	5	13	7	4	12	8	11	7	3	6	6	9	6	20

## DISPOSITION TOTALS BY FELONY COURT

	Jan	Feb	Mar	April	May	Jun	Jul	Aug	Sept	Oct	Nov	Dec	Average	
<b>2018</b>														
Avg	196	189	220	175	212	205	178	213	172	194	173	150	190	
<b>TOTAL DISPOSTIONS</b>	<b>3331</b>	<b>3214</b>	<b>3741</b>	<b>2967</b>	<b>3604</b>	<b>3490</b>	<b>3021</b>	<b>3620</b>	<b>2931</b>	<b>3295</b>	<b>2936</b>	<b>2552</b>	<b>3225</b>	<b>33,426</b>
<b>2019</b>														
Avg	181	166	163	159	195	147	170	183	154	177	136	135	164	1966
<b>TOTAL DISPOSTIONS</b>	<b>3074</b>	<b>2828</b>	<b>2778</b>	<b>2703</b>	<b>3310</b>	<b>2501</b>	<b>2896</b>	<b>3108</b>	<b>2613</b>	<b>3001</b>	<b>2316</b>	<b>2298</b>	<b>2786</b>	<b>33,426</b>
<b>2020</b>														
CDC1	153	140											147	293
CDC2	130	165											148	295
CDC3	135	107											121	242
CDC4	120	114											117	234
CDC5	121	88											105	209
CDC6	156	179											168	335
CDC7	143	216											180	359
194TH	194	150											172	344
195TH	168	141											155	309
203RD	199	145											172	344
204TH	165	184											175	349
265TH	171	163											167	334
282ND	112	108											110	220
283RD	135	153											144	288
291ST	164	155											160	319
292ND	161	198											180	359
363RD	128	146											137	274
Avg	150	150	#DIV/0!	#DIV/0!	#DIV/0!	#DIV/0!	#DIV/0!	#DIV/0!	#DIV/0!	#DIV/0!	#DIV/0!	#DIV/0!	150	300
<b>TOTAL DISPOSTIONS</b>	<b>2555</b>	<b>2552</b>	<b>0</b>	<b>0</b>	<b>0</b>	<b>0</b>	<b>0</b>	<b>0</b>	<b>0</b>	<b>0</b>	<b>0</b>	<b>0</b>	<b>2554</b>	<b>5,107</b>

## Average Jail Pop Totals for Pending Dispos by Court

**02/01/2020-02/29/2020**

DATE	CDC 1	CDC 2	CDC 3	CDC 4	CDC 5	CDC 6	CDC 7	194	195	203	204	265	282	283	291	292	363	Total
	YOO	KENNEDY	LEWIS	COLLINS	THOMPSON	HOWARD	ANYIAM	WHITE	GARZA	JONES	KEMP	BENNETT	DAVIS	MAYS	MITCHELL	BIRMINGHAM	HOLMES	
02/03/20	187	178	160	179	186	193	172	183	165	158	128	154	172	135	146	180	135	2811
02/04/20	188	179	162	185	187	197	171	184	166	159	127	154	174	135	148	185	134	2835
02/05/20	191	181	163	185	188	194	175	189	167	157	128	156	174	139	153	184	134	2858
02/06/20	190	178	163	181	186	190	177	188	165	156	128	154	177	140	150	181	131	2835
02/07/20	190	175	163	177	182	192	176	190	166	156	133	156	178	139	148	178	131	2830
02/10/20	187	175	163	173	185	191	171	192	166	156	133	148	178	140	145	182	131	2816
02/11/20	186	175	165	173	185	184	171	196	163	158	130	153	177	143	147	181	128	2815
02/12/20	191	171	168	170	186	180	175	198	168	162	132	149	177	145	153	182	128	2835
02/13/20	0	0	0	0	0	0	0	0	0	0	0	0	0	0	0	0	0	0
02/14/20	194	168	167	179	191	179	176	203	173	167	146	142	180	144	156	184	125	2874
02/17/20	194	172	170	180	191	179	172	203	174	167	145	141	182	151	154	184	124	2883
02/18/20	194	173	173	177	194	178	174	196	176	167	142	139	184	148	156	187	124	2882
02/19/20	194	169	174	175	195	176	174	195	176	165	138	138	184	151	158	188	126	2876
02/20/20	196	169	174	174	195	174	171	195	178	171	142	138	189	150	153	191	128	2888
02/21/20	193	171	171	169	198	178	167	196	176	173	141	134	182	149	153	194	128	2873
02/24/20	194	171	177	176	195	184	165	200	178	179	143	143	183	155	160	196	132	2931
02/25/20	197	172	177	175	196	186	165	203	182	177	141	148	185	152	162	203	137	2958
02/26/20	197	170	180	174	196	184	163	201	176	175	150	150	188	150	164	205	135	2958
02/27/20	190	168	180	168	195	180	154	202	181	171	148	151	187	152	170	206	136	2939
02/28/20	188	166	175	172	198	184	157	203	182	171	150	153	192	146	165	201	136	2939
FEB. AVG	182	164	161	167	181	175	161	186	164	157	131	140	172	138	147	180	124	2602
	↑	↓	↑	↓	↑	↓	↑	↑	↑	↓	★	↓	↑	★	↓	↑	★	
ranking	16	T-9	T-7	11	15	13	T-7	17	T-9	6	2	4	12	3	5	14	1	

\*A data glitch occurred on 02/13/2020, IT was unable to retrieve this information. All courts recorded zero pending dispositions on this date.

### STATE JAIL INITIATIVE STATISTICS

Month For the Month Ending	PLEAS			REVOICATIONS			TRIALS			DISMISSALS	WAIVERS	DISPOSITIONS
	By Court	By Mag	Total	By Court	By Mag	Total	By Court	By Jury	Total			
79 February 2018	517	204	721	141	0	141	0	0	0	13	96	875
92 February 2019	311	204	515	97	0	97	0	0	0	31	45	643
103 January 2020	280	180	460	98	0	98	0	0	0	127	74	685
104 February 2020	238	177	415	93	0	93	3	0	3	119	65	630
2020 Average	259	179	438	96	0	96	2	0	2	123	70	658

Defendants in jail pending lab analysis						
Date	DEA	DPS	Tarrant	SWIFS	Total	Total SWIFS over 30 days
01/09/18	3	72	14	38	127	0
02/05/18	2	44	13	65	124	0
03/09/18	1	60	16	41	124	1
04/10/18	3	68	14	25	110	0
05/07/18	2	97	19	54	172	0
06/09/18	2	106	20	58	186	1
07/09/18	2	103	6	50	161	3
08/06/18	1	95	1	38	141	1
09/04/18	2	100	0	21	123	0
10/16/18	0	121	0	7	128	0
11/13/18	0	161	0	37	198	0
12/12/18	0	141	0	38	179	0
01/04/19	0	163	0	36	199	0
02/05/19	0	162	0	34	196	0
03/07/19	0	107	0	4	111	0
04/10/19	0	86	0	18	104	0
05/10/19	0	91	0	18	109	0
06/10/19	0	61	0	19	80	1
07/05/19	3	55	0	8	66	0
08/09/19	4	30	2	22	58	0
09/10/19	5	19	0	13	37	0
10/09/19	4	17	6	13	29	0
11/09/19	4	14	1	6	25	0
12/06/19	4	16	0	5	25	0
01/07/20	1	15	0	0	16	0
02/07/20	1	27	0	6	34	2
03/02/20	0	8	0	3	11	0

**DALLAS COUNTY PRETRIAL RELEASE SERVICES MONTHLY REPORT**

	<i>FEB 19</i>	<i>JAN 20</i>	<i>FEB 20</i>	<i>2020 AVG</i>
<b>AVG BOOKINS per day</b>	182	165	165	165
<b>Interviews</b>	43	41	50	46
<b>Cr. History</b>	219	257	242	250
<b>Bonds written</b>	25	21	16	19
<b>AVG BONDS per day</b>	1.3	1	0.7	1
<b>Bonds (collected)</b>	13	13	13	13
<b>Bonds (waived)</b>	12	8	3	6
<b>Bonds TOTAL</b>	25	21	16	19
<b>FEES (collected)</b>	\$765	\$445	\$663	\$554
<b>FEES (waived)</b>	\$380	\$365	\$160	\$263
<b>FEES TOTAL</b>	\$1,145	\$810	\$823	\$817

**Dallas County Pretrial Services**  
 Alcohol Monitoring Unit  
**FEBRUARY 2020 Statistical Summary Report**

<b>Month/Year</b>	<b>Total Supervised Cases Start Of Month</b>	<b>Count of Pending Bond Orders</b>	<b>Total New Cases Activated</b>	<b>Number of Successful Closeouts</b>	<b>Number of Unsuccessful Closeouts</b>	<b>Count of Violations Submitted to Court</b>	<b>Count of Orientations Completed</b>	<b># of Verified Installations Completed</b>	<b>Count of Supervised Cases (End of Month)</b>	<b>Supervision Fees Collected</b>
Feb-2018	1142	250	129	109	5	264	126	119	1157	\$ 13,090.88
Feb-2019	1157	333	151	121	4	262	143	105	1183	\$ 12,393.50
Jan-2020	1381	362	96	138	39	308	110	109	1300	\$ 11,466.00
Feb-2020	1300	364	124	111	5	209	118	124	1308	\$ 11,647.00
<b>Re-Arrest</b>	<b>2</b>									

Dallas County Pre Trial Services  
Alternative Sentencing Program (ASP) and Bond/Electronic Monitoring Program  
Statistical Summary Report

**FEBRUARY 2020**

**CASELOAD INFORMATION**

	2/20 ASP	2/20 Bond	2/20 Ch. Sup	2/20 TOTAL	ASP TOTAL	Bond TOTAL	Ch. Sup TOTAL	Total 9-01-09 - 2/29/2020
Beginning Client Count	6	252	0	258	3	3	9(5/13)	15
Total Clients That Started The Program	15	96	0	111	2,029	2,991	89	5,109
Total Cases Closed	13	53	0	66	2,024	2,699	98	4,821
Closed Successfully	13	28	0	41	1,988	1,701	74	3,763
Closed Unsuccessfully	0	25	0	25	36	998	24	1,058
Total Clients at End of Month	8	295	0	303				

**DALLAS COUNTY FUNDS SAVED**

	2/2020	Total 09-01-09 -02-29-20
ELM Days Served/Jail Bed Days Saved	8,026	407,578
Cost of Jail Bed Per Day	\$ 59.18	SEE ADDENDUM
<b>TOTAL JAIL BED EXPENSES SAVED</b>	<b>\$474,978.68</b>	<b>\$24,847,145.10</b>

**JAIL BED COST SAVINGS ADDENDUM**

Time Period	Cost per Day	Days	Total Cost Saved
9/09	\$55.60	393	\$ 21,850.80
10/09 to 9/10	\$48.49	7,589	\$ 367,990.61
10/10 to 09/11	\$57.49	16,277	\$ 934,212.50
10/11 to 09/12	\$53.13	23,536	\$ 1,250,467.68
10/12 to 09/13	\$56.29	30,368	\$ 1,709,414.72
10/13 to 9/14	\$62.46	41,130	\$ 2,568,979.80
10/14 to 9/15	\$63.11	40,706	\$ 2,568,955.66
10/15 to 9/16	\$69.38	40,517	\$ 2,811,069.46
10/16 to 9/17	\$71.08	44,636	\$ 3,209,845.88
10/17 to 9/18	\$55.36	56,163	\$ 3,108,408.64
10/18 to 9/19	\$59.99	71,963	\$ 4,317,060.37
10/19 to 2/20	\$59.18	34,300	\$ 2,029,873.77
<b>TOTAL</b>		<b>407,578</b>	<b>\$24,847,145.10</b>

## Caruth Grant MH PR Bond Stats Summary 2020

Month	Year	Initial MH #	Eligible	# Signed orders	Presented	Denied	Other	Granted	Misdemeanor	Felony
January	2020	1457	176	219	34	5	0	29	6	37
February	2020	1252	187	230	37	9	1	27	16	18
<b>TOTALS</b>		<b>2709</b>	<b>363</b>	<b>449</b>	<b>71</b>	<b>14</b>	<b>1</b>	<b>56</b>	<b>22</b>	<b>55</b>

Yellow = Court Proceedings

Other = Granted MH Bond in court released by other means prior to PR bond posting

Misdemeanor and Felony totals calculated for individuals APPROVED & RELEASED on MH Bond

### 2017-2018 TOTALS

<b>APR 17 - DEC 18</b>	<b>26890</b>	<b>3814</b>	<b>4581</b>	<b>1147</b>	<b>155</b>	<b>26</b>	<b>966</b>	<b>647</b>	<b>724</b>
------------------------	--------------	-------------	-------------	-------------	------------	-----------	------------	------------	------------

Note:

April-October 2017: Misdemeanor and Felony totals included all cases presented for bond (approved and denied)

November 2017-Current: Misdemeanor and Felony totals included only cases APPROVED for bond

### April 2017 - Present

<b>APR - DEC</b>	<b>29599</b>	<b>4177</b>	<b>5030</b>	<b>1218</b>	<b>169</b>	<b>27</b>	<b>1022</b>	<b>669</b>	<b>779</b>
------------------	--------------	-------------	-------------	-------------	------------	-----------	-------------	------------	------------

### Levels

Month	Year	Level 1	Level 2	Level 3	Level 4
January	2020	16	9	3	1
February	2020	14	10	3	0
<b>TOTAL</b>		<b>30</b>	<b>19</b>	<b>6</b>	<b>1</b>

Total number of levels approved, does not account for discharged/closed out files.

### Discharges

Month	Year	Successful	Unsuccessful	Other
January	2020	18	22	0
February	2020	12	25	0
<b>TOTAL</b>		<b>30</b>	<b>47</b>	<b>0</b>

April 2017-Present: Total Approved 1503

April 2017-Present: Total Discharges 1303

**\*\*Successful-458 (35.1%); Unsuccessful-831 (63.7%); Neutral-14 (0.011%)**

**227 - Active Cases 2/29/20**



**Caruth Grant MH PR Bond Stats Summary 2019 - 2020**

Months	IMPLEMENTATION LAUNCH - Reasons for outcomes for all ordered assessment/not presented to Mag. [from column E on sheet 1] <sup>2</sup>																	
	Attorney refusal	Case deferred	Chrages dropped	Competency Concerns	Contested and detained	Court plea/disp	Current MH Bond	Declined assessment	Dry writ release	Exc. per CJ criteria	Homeless/no reference	Other	Other PR Bond	Posted Bond	Reference declined residence	Refused to participate	Unable to verify residence/contact	Total <sup>3</sup>
JAN '20	0	0	1	5	0	0	0	20	0	13	16	5	24	34	1	14	1	134
FEB '20	0	0	2	5	0	1	0	15	0	10	18	3	32	36	2	18	6	148
<b>TOTAL</b>	<b>0</b>	<b>0</b>	<b>3</b>	<b>10</b>	<b>0</b>	<b>1</b>	<b>0</b>	<b>35</b>	<b>0</b>	<b>23</b>	<b>34</b>	<b>8</b>	<b>56</b>	<b>70</b>	<b>3</b>	<b>32</b>	<b>7</b>	<b>282</b>

Months	IMPLEMENTATION LAUNCH - Percentages of Reasons for outcomes for all ordered assessment/not presented to Mag. [from column E on sheet 1]																	
	Attorney refusal	Case deferred	Chrages dropped	Competency Concerns	Contested and detained	Court plea/disp	Current MH Bond	Declined assessment	Dry writ release	Exc. per CJ criteria	Homeless/no reference	Other	Other PR Bond	Posted Bond	Reference declined residence	Refused to participate	Unable to verify residence/contact	
JAN '20	0%	0%	1%	4%	0%	0%	0%	15%	0%	10%	12%	4%	18%	25%	1%	10%	1%	
FEB '20	0%	0%	1%	3%	0%	1%	0%	10%	0%	7%	12%	2%	22%	24%	1%	12%	4%	
<b>AVG %</b>	<b>0%</b>	<b>0%</b>	<b>1%</b>	<b>4%</b>	<b>0%</b>	<b>0%</b>	<b>0%</b>	<b>13%</b>	<b>0%</b>	<b>8%</b>	<b>12%</b>	<b>3%</b>	<b>20%</b>	<b>25%</b>	<b>1%</b>	<b>11%</b>	<b>2%</b>	

Months	Assessments Ordered - Results				Assessment Recommendations (LOCs) <sup>3</sup>										Outcomes
	Assessments Ordered	Assessment Completed	Assessment not completed <sup>1</sup>	Assessment halted - competency concerns <sup>2</sup>	IDD Services	Jail-based Psy. Services	LOC 15 / Standard IOP	LOC 2 / Standard IOP	LOC 3 / Standard IOP	LOC 4 FACT / Standard IOP	LOC 4 ACT / Standard IOP	LOC 5 / Standard IOP	Routine Outpt.	No BH Svs. Indicated	MHPR released & connected to services
JAN - DEC 2018															
JAN '20	173	128	64	6	3	6	48	23	14	0	11	0	6	4	29
FEB '20	184	149	56	4	1	6	63	23	23	0	6	0	8	4	27
<b>TOTAL</b>	<b>357</b>	<b>277</b>	<b>120</b>	<b>10</b>	<b>4</b>	<b>12</b>	<b>111</b>	<b>46</b>	<b>37</b>	<b>0</b>	<b>17</b>	<b>0</b>	<b>14</b>	<b>8</b>	<b>56</b>

## Misdemeanor Court's JAIL POPULATION INITIATIVE PROGRAM

BEGAN 6/9/08

	1	2	3	4	5	6	7	8	9	10	11	12	13	14	15	16	17	18	19	20	21	22	23	24	25	26	27	28	29	30	31	Total for the	began 6/9/08
JAN 19	H	37	6	7				28	10	13	5	36		8	13	14	4	33		H	12	8	3	10			43	17	5	10	322	\$ 8,912.96	
FEB 19	20			11	15	9	14	29				18	15	16	9	24		7	9	10	13	26			14	14	10	14			297	\$ 8,220.96	
MAR 19	21			8	10	6	5	22				10	7	10	3	21		10	11	7	11	20			11	8	13	10	26		250	\$ 6,920.00	
April 19	8	14	11	11	30			11	6	6	14	24			13	15	9	5	36			10	10	9	14	23			11	15	305	\$ 8,442.40	
May 19	8	8	32			14	11	13	12	37			4	9	9	10	33		8	9	12	16	32			H	14	13	18	10	332	\$ 9,189.76	
JUNE 19			38	12	8	6	31			3	11	10	19	13			12	8	12	12	47			10	11	10	10	36			319	\$ 8,829.92	
JULY 19	6	9	4	H	10			32	9	13	26	30			8	19	5	8	34			10	10	8	12	32			9	11	19	324	\$ 8,968.32
AUG 19	4	23			6	2	9	18	36				15	9	9	5	23			13	11	10	11	21			20	10	11	21	52	339	\$ 9,383.52
SEPT 19		H	7	3	12	7			26	14	11	9	30			3	8	10	8	24			5	10	13	10	41			1	252	\$ 6,975.36	
OCT 19	7	5	16	23			6	4	1	12	28			9	5	5	14	17			15	6	8	7	20			14	6	10	7	245	\$ 6,781.60
NOV 19	16			7	7	1	4	11				6	8	8	3	13			3	5	5	11	16			12	14	4	H	H	154	\$ 4,262.72	
DEC 19		20	8	12	3	7			15	12	7	5	11			24	9	16	9	7			27	H	H	34	23			47	10	306	\$ 8,470.08

FY19/20																																	\$ 95,357.60
E=Election Coverage	A=Manager's office absences										H=Holiday										Total since beginning												

JAN 20	H	7	11			9	13	15	14	3			12	8	4	8	12		H	9	13	9	9			14	9	9	8	6	202	\$ 5,977.18	
FEB 20			15	10	7	8	9			9	8	13	7	13			15	6	10	10	4			30	7	9	11	11			212	\$ 6,273.08	
MAR 20																																	
April 20																																	
May 20																										H							
JUNE 20																																	
JULY 20			H																														
AUG 20																																	
SEPT 20						H																											
OCT 20																																	
NOV 20																											H	H					
DEC 20																									H	H							

FY20/21																																\$ 12,250.26
E=Election Coverage	A=Manager's office absences										H=Holiday										Total since beginning											

# DISPOSITION TOTALS FOR COUNTY CRIMINAL COURTS

<b>2018</b>	Jan	Feb	Mar	April	May	Jun	Jul	Aug	Sept	Oct	Nov	Dec	Average	
Avg	240	282	263	255	249	235	243	257	223	246	233	306	253	3032
<b>TOTAL DISPOSTIONS</b>	<b>2876</b>	<b>3381</b>	<b>3152</b>	<b>3064</b>	<b>2986</b>	<b>2814</b>	<b>2918</b>	<b>3087</b>	<b>2903</b>	<b>3193.7</b>	<b>3031</b>	<b>3981</b>	<b>3032</b>	<b>37,387</b>
<b>2019</b>	Jan	Feb	Mar	April	May	Jun	Jul	Aug	Sept	Oct	Nov	Dec	Average	
Avg	249	317	318	386	215	160	193	211	190	211	182	179	234	2811
<b>TOTAL DISPOSTIONS</b>	<b>2983</b>	<b>3800</b>	<b>3819</b>	<b>4637</b>	<b>2576</b>	<b>1919</b>	<b>2319</b>	<b>2528</b>	<b>2466</b>	<b>2741.9</b>	<b>2366</b>	<b>2332</b>	<b>2810</b>	<b>34,487</b>
<b>2020</b>	Jan	Feb	Mar	April	May	Jun	Jul	Aug	Sept	Oct	Nov	Dec	Average	
CCC1	174	178											176	352
CCC2	264	231											248	495
CCC3	179	201											190	380
CCC4	214	198											206	412
CCC5	208	206											207	414
CCC6	152	294											223	446
CCC7	178	157											168	335
CCC8	195	131											163	326
CCC9	205	139											172	344
CCC10	637	117											377	754
CCC11	653	172											413	825
CCAP2	211	264											238	475
Avg	273	191	#DIV/0!	#DIV/0!	#DIV/0!	#DIV/0!	#DIV/0!	#DIV/0!	#DIV/0!	#DIV/0!	#DIV/0!	#DIV/0!	232	463
<b>TOTAL DISPOSTIONS</b>	<b>3270</b>	<b>2288</b>	<b>0</b>	<b>0</b>	<b>0</b>	<b>0</b>	<b>0</b>	<b>0</b>	<b>0</b>	<b>0</b>	<b>0</b>	<b>0</b>	<b>2779</b>	<b>5,558</b>

\*\*\* Please note that CCAP1 Totals are CLASS C APPEALS \*\*\*

CCAP1	448	488											936	468
-------	-----	-----	--	--	--	--	--	--	--	--	--	--	-----	-----

\*\*Female Jail Pleas\*\*

MAGISTRATE COURT	217	125											342	171
------------------	-----	-----	--	--	--	--	--	--	--	--	--	--	-----	-----

DALLAS COUNTY SHERIFF'S DEPARTMENT  
 FUGITIVE SECTION FISCAL YEAR 2019  
 TDCJ MONTHLY ACTIVITY SHEET  
 MONTH: February 2020

BEGINNING TOTAL OF INMATES PAPER READY:

554      171

DATE	ID	SJ	JUDGMENTS PROCESSED	JUDGMENTS RETURNED	#OF INMATES PR / ID	PAR VIOL READY	B/W RTR	# OF INMATES TO TDCJ	#OF INMATES WAITING / ID	ID / SJ				
	JUDGMENTS RECEIVED	JUDGMENTS RECEIVED								#OF INMATES PR / SJ	# OF INMATES TO SJ	#OF INMATES WAITING / SJ	# OF INMATES TO ISF	# OF INMATES TO SAFPF
1	0	0	0	0	0	0	0	0	554	0	0	171	0	0
2	0	0	0	0	0	0	0	0	554	0	0	171	0	0
3	0	0	10	2	2	0	0	0	556	8	0	179	0	1
4	20	12	25	0	0	0	0	16	540	3	3	179	9	0
5	16	5	4	0	10	0	0	0	550	1	0	180	0	13
6	26	14	17	0	7	0	0	3	554	0	0	180	0	5
7	13	3	34	1	16	1	0	0	570	0	0	180	3	0
8	0	0	0	0	0	0	0	0	570	0	0	180	0	0
9	0	0	0	0	0	0	0	0	570	0	0	180	0	0
10	10	4	36	0	14	0	7	0	584	1	0	181	0	0
11	15	7	24	1	8	0	0	45	547	2	0	183	3	0
12	14	6	42	0	5	0	0	46	506	11	2	192	0	9
13	10	3	6	0	6	2	0	8	504	0	0	192	0	7
14	0	0	6	0	6	0	0	0	510	1	14	179	11	0
15	0	0	0	0	0	0	0	0	510	0	0	179	0	0
16	0	0	0	0	0	0	0	0	510	0	0	179	0	0
17	14	9	14	0	5	0	0	0	515	1	0	180	0	0
18	38	9	20	3	9	0	0	40	484	6	0	186	0	3
19	25	9	45	0	8	0	0	0	492	10	0	196	0	6
20	20	18	56	0	20	0	4	2	510	3	0	199	1	7
21	8	6	6	2	6	0	0	2	514	0	9	190	8	0
22	0	0	0	0	0	0	0	0	514	0	0	190	0	0
23	0	0	0	0	0	0	0	0	514	0	0	190	0	0
24	10	10	0	2	0	0	0	0	514	0	0	190	0	3
25	5	2	26	1	9	0	0	43	480	3	2	191	2	0
26	6	1	6	0	0	0	0	0	480	6	0	197	0	20
27	11	4	23	0	12	0	0	5	487	1	0	198	0	0
28	8	3	43	4	19	0	0	0	506	3	10	191	11	0
29	0	0	0	0	0	0	0	0	487	0	0	198	0	0
<b>TOTAL</b>	<b>269</b>	<b>125</b>	<b>443</b>	<b>16</b>	<b>162</b>	<b>3</b>	<b>11</b>	<b>210</b>	<b>487</b>	<b>60</b>	<b>40</b>	<b>198</b>	<b>48</b>	<b>74</b>

# ATRS

3-13-2020

## Efficiency of the Jail Clinical Evaluation Process

---

The average lag time of the clinical evaluations during the month of February was 5 days with a range of 0-14.

## Productivity (Jail Screens & Evaluations)

---

November Evaluations: 191  
Screenings: 180

December Evaluations: 179  
Screenings: 220

January Evaluations: 231  
Screenings: 249

**February Evaluations: 291  
Screenings: 293**

## CSCD Residential Placements

---

As of 03/06/2020:

1 DDC MALE beds available- 14 waiting, 1 to arrive on Monday 3/9/2020  
0 DDC FEMALE beds available- 5 waiting, 0 to arrive on Monday 3/9/2020

5 JTC MALE beds available – 127 waiting, 8 to arrive on Tuesday 3/10/2020  
3 JTC FEMALE bed available- 39 waiting, 3 to arrive on Tuesday 3/10/2020

DDC Census: 59 (29 males, 30 females)  
JTC Census: 242 (165 males, 77 females)

Total Census: 301

# Community Residential

---

## **Homeward Bound (as of 3/2/20)**

Census: No update available

Waiting: 27

## **Nexus Recovery Center (as of 3/2/20)**

Census: No update available

Waiting: 12

## **The Salvation Army (as of 3/2/20)**

Census: No update available

Waiting: 6

# CSCD placements

---

## **DIRECT COUNT AND NEW PLACEMENTS**

### Felony

Direct	New
16705	411

### Misdemeanor

Direct	New
5268	477

### Indirect

17797

FY2020 Public Defender's Office Summary Statistics for Misdemeanor Courts January 2020		
Court/Judge	New Cases	Total Dispositions
CCC #1/Patterson (2 PD AVG 200)	195	135
CCC #2/Hayes (1 PD AVG 100)	100	168
CCC #3/Moorehead (2 PD AVG 200)	200	189
CCC #4/Mulder (1 PD AVG 100)	99	60
CCC #5/Green (1 PD AVG 100)	102	112
CCC #6/King (1 PD AVG 100)	100	114
CCC #7/Edwards (1 PD AVG 100)	102	109
CCC #8/White (1 PD AVG 100)	100	101
CCC #9/Hoffman (1 PD AVG 100)	105	186
CCC #10/Mullin (No PD)	0	0
CCC #11/Kelly (1 PD AVG 75)	83	77
CCCAP #2/Luther (1 PD AVG 100)	111	99
Floater (1 PD AVG 100)	84	89
<b>Y-T-D Totals</b>	<b>1381</b>	<b>1439</b>
<b>Courts are required to assign an average of 100 cases per month to each PD.</b>		

CCC 11: Court is a family violence court and the numbers in this court are typically low.

FY2020 Public Defender's Office Summary Statistics for Felony Courts January 2020		
Court/Judge	New Cases	Total Dispositions
CDC - Clinton (1 PD AVG. 30)	31	42
CDC #2 - Kennedy (4 PD AVG. 120)	132	110
CDC #3 - G. Lewis (2 PD AVG. 60)	61	47
CDC #4 - Collins (2 PD AVG. 60)	67	68
CDC #5 - Thompson (2 PD AVG. 60)	60	47
CDC #6 - Howard (1 PD AVG. 30)	30	21
CDC #7 - Anyiam (1 PD AVG. 30)	30	36
194th - White (3 PD AVG. 90)	96	104
195th - Garza (2 PD AVG. 60)	62	60
203rd - Jones (2 PD AVG. 60)	63	82
204th - Kemp (No PD)	0	0
265th - Bennett (2 PD AVG. 60)	68	66
282nd - Givens (No PD)	0	0
283rd - Mays (2 PD AVG. 60)	62	58
291st - Huff (2 PD AVG. 60)	54	50
292nd - Birmingham (2 PD AVG. 60)	60	64
363rd - Holmes (2 PD AVG. 60)	60	44
<b>Y-T-D Totals</b>	<b>936</b>	<b>899</b>
<b>Courts are required to assign between 30 &amp; 35 cases per month per PD.</b>		

HARRY INGRAM			FY2020 ATLAS STATISTICS													203rd	
MONTH	BEGINNING # OF PENDING CASES	+NEW CASES RECEIVED THIS MONTH	=TOTAL CASES	TBJ	TBC	PLEAS	REV	GRADUATES	PROBATION MODIFICATIONS	DISMISSALS	OTHERS	TOTAL DISPOSITIONS	ENDING # PENDING CASES **	CURRENT ATLAS PARTICIPANTS	CURRENT PARTICIPANTS IN CUSTODY	FORMER ATLAS PARTICIPANTS	BOND
January	35	1	36	0	0	0	0	0	0	0	1	1	35	15	0	2	15

HARRY INGRAM			FY2020 MISDEMEANOR DIVERT MENTAL HEALTH COURT STATS													CCCAP1/WADE	
MONTH	BEGINNING # OF PENDING CASES	Rediverts	+NEW CASES RECEIVED THIS MONTH	=TOTAL CASES	TBJ	TBC	PLEAS	DISMISSAL	OTHER	TOTAL DISPOSITIONS	ENDING # PENDING CASES **	CURRENT PARTICIPANTS	NUMBER OF GRADUATES	BOND***			
January	12	0	15	27	0	0	2	0	1	3	24						

HARRY INGRAM			FY2020 S.E.T. STATISTICS													291st	
MONTH	BEGINNING # OF PENDING CASES	+NEW CASES RECEIVED THIS MONTH	=TOTAL CASES	TBJ	TBC	PLEAS	REV	GRADUATES	PROBATION MODIFICATIONS	DISMISSALS	OTHERS	TOTAL DISPOSITIONS	ENDING # PENDING CASES **	CURRENT PARTICIPANTS	CURRENT PARTICIPANTS IN CUSTODY	FORMER PARTICIPANTS	BOND
January	89	10	99	0	0	0	0	2	0	0	5	7	92	33	8	0	25

January														FY2020 MHPD STATS			
	BEGINNING # OF PENDING CASES	+NEW CASES RECEIVED THIS MONTH	=TOTAL CASES	TRIALS	PLEAS	COND. DISM.	REVK	REVC	DISMISSALS	INCOMPETENT	REFERRALS	OTHER COUNSEL APPT.	TOTAL CLOSED				
R. Lenox	300	17	317	0	1	11	2	0	4	0	0	4	22				
L. Strather	270	18	288	0	2	3	0	2	0	8	4	1	20				

January																	FY2020 FELONY COMPETENCY STATISTICS				
MONTH	BEGINNING # OF CASES	NEW CASES THIS MONTH	TBJ	TBC	Alt. Trial Dispos.	PLEAS	REVO-CATIONS	DISMISSALS	PROBATION	COMP. HRG.	EXTENSIONS	CIVIL COMMIT.	MHMR REFERRAL	CONSULTS	OTHER	ENDING # OF PEOPLE IN OCR					
M. Harden	175	15	0	0	0	6	4	0	0	14	3	0	0	0	1	10					
R. Scott	10	0	0	0	0	0	0	0	0	0	0	0	0	0	0	0					

RANDALL SCOTT																	FY2020 MISDEMEANOR COMPETENCY STATISTICS				
MONTH	BEGINNING # OF CASES	NEW CASES THIS MONTH	TBJ	TBC	Alt. Trial Dispos.	PLEAS	REVO-CATIONS	DISMISSALS	PROBATION	COMP. HRG.	EXTENSIONS	CIVIL COMMIT.	MHMR REFERRAL	CONSULTS	OTHER	ENDING # OF PEOPLE IN OCR					
January	180	52	0	0	0	2	0	41	0	25	7	3	0	0	0	20					

January																						MI Court			
MONTH	TOTAL NEW CASES RECEIVED	NEW CLIENTS AT TERRELL	NEW CLIENTS AT GREEN OAKS	NEW CLIENTS AT MEDICAL CENTER MCKINNEY	NEW CLIENTS AT PARKLAND	NEW CLIENTS AT DALLAS BEHAVIORAL HEALTH	NEW CLIENTS AT GARLAND BEHAVIORAL	NEW CLIENTS AT ZALE LIPSHY	NEW CLIENTS AT SUNDANCE BEHAVIORAL HEALTHCARE	NEW CLIENTS AT HICKORY TRAILS	NEW CLIENTS AT METHODIST RICHARDSON	NEW CLIENTS AT DALLAS PRESBYTERIAN	NEW CLIENTS AT VA	NEW CLIENTS AT WELLS RIDGE	NEW CLIENTS AT TIMBERLAWN	NEW CLIENTS AT GLEN OAKS	NEW CLIENTS AT TEXOMA	NEW CLIENTS AT HAVEN	PROBABLE CAUSE HEARINGS HELD	NO CONTEST COMMIT	CONTESTED COMMIT	FORCED MEDS HEARING IN COURT			
L. Roberts	139	21	0	46	0	0	64	0	0	0	0	0	0	0	0	8	0	0	0	3	18	21			
C. Cox	185	0	0	0	146	0	0	15	0	0	0	24	0	0	0	0	0	0	1	0	17	14			
K. Nelson	87	0	0	0	0	21	0	0	0	45	0	0	21	0	0	0	0	0	2	0	2	2			
R. Black	151	0	106	0	0	0	0	0	0	0	34	0	0	11	0	0	0	0	4	0	1	1			

DAN ECKSTEIN													MHPR BOND STATS				
MONTH	INITIAL ELIGIBILITY DAILY LIST (MH FLAGS)	MHPR BOND APPOINTMENTS FROM DAILY LIST (MH FLAGS MINUS THOSE SCREENED-OUT)	MHPR BOND HEARING-BOND GRANTED (# of clients)	MHPR BOND HEARING-BOND DENIED (# of clients)	TOTAL HEARING S (# of clients)	Total # of Cases	Total # of Felony Cases	# of Felonies Approved	# of Felonies Denied	Total # of Misd. Cases	# of Misd's Approved	# of Misd's Denied					
January	1460	178	32	4	36	53	41	37	4	12	10	2					



**MENTAL HEALTH PERSONAL RECOGNIZANCE BONDS--ATTORNEY CASE APPOINTMENTS**  
**OCTOBER 2019 - SEPTEMBER 2020**

<b>MISDEMEANOR</b>	523
<b>TOTAL FY2020</b>	

<b>PUBLIC DEFENDER</b>	
Misdemeanors	302

<b>FELONY</b>	365
<b>TOTAL FY2020</b>	

<b>PUBLIC DEFENDER</b>	
<b>TOTAL</b>	89
FS	62
F3	24
F2	3
F1	0

\*This is the total number of misdemeanor cases for clients considered for MH PR Bonds for the defined period. Of these cases, the numbers below reflect the attorneys appointed to handle the cases beyond the MH PR Bond hearing.

<b>PRIVATE APPOINTED</b>	
Misdemeanors	97

<b>PRIVATE RETAINED</b>	
Misdemeanors	7

<b>NO ATTORNEY</b>	
Misdemeanors	117

\*\*This is the total number of felony cases for clients considered for MH PR Bonds for the defined period. Of these cases, the numbers below reflect the attorneys appointed to handle the cases beyond the MH PR Bond hearing.

<b>PRIVATE APPOINTED</b>	
<b>TOTAL</b>	183
FS	108
F3	30
F2	30
F1	15

<b>PRIVATE RETAINED</b>	
<b>TOTAL</b>	0
FS	0
F3	0
F2	0
F1	0

<b>NO ATTORNEY</b>	
<b>TOTAL</b>	94
FS	56
F3	29
F2	8
F1	1

\*The numbers below for each month may change as attorneys are appointed on cases which previously had no attorney appointed, and are most accurate 60 days out.

	Public Defender					Private Appointed					Private Retained					No Attorney				
	Misd	FS	F3	F2	F1	Misd	FS	F3	F2	F1	Misd	FS	F3	F2	F1	Misd	FS	F3	F2	F1
Oct-19	35	8	1	1	0	7	20	5	4	0	0	0	0	0	0	79	32	20	4	0
Nov-19	81	16	8	1	0	23	25	7	6	3	3	0	0	0	0	10	6	0	1	0
Dec-19	81	21	8	1	0	36	34	10	11	9	2	0	0	0	0	18	12	3	2	0
Jan-20	105	17	7	0	0	31	29	8	9	3	2	0	0	0	0	10	5	6	1	0
Feb-20	0	0	0	0	0	0	0	0	0	0	0	0	0	0	0	0	0	0	0	0
Mar-20	0	0	0	0	0	0	0	0	0	0	0	0	0	0	0	0	0	0	0	0
Apr-20	0	0	0	0	0	0	0	0	0	0	0	0	0	0	0	0	0	0	0	0
May-20	0	0	0	0	0	0	0	0	0	0	0	0	0	0	0	0	0	0	0	0
Jun-20	0	0	0	0	0	0	0	0	0	0	0	0	0	0	0	0	0	0	0	0
Jul-20	0	0	0	0	0	0	0	0	0	0	0	0	0	0	0	0	0	0	0	0
Aug-20	0	0	0	0	0	0	0	0	0	0	0	0	0	0	0	0	0	0	0	0
Sep-20	0	0	0	0	0	0	0	0	0	0	0	0	0	0	0	0	0	0	0	0
<b>TOTAL</b>	<b>302</b>	<b>62</b>	<b>24</b>	<b>3</b>	<b>0</b>	<b>97</b>	<b>108</b>	<b>30</b>	<b>30</b>	<b>15</b>	<b>7</b>	<b>0</b>	<b>0</b>	<b>0</b>	<b>0</b>	<b>117</b>	<b>55</b>	<b>29</b>	<b>8</b>	<b>0</b>

**Bond Hearings**

Court	# OF CLIENTS	CLIENTS WITH MH DIAGNOSIS	# OF HEARINGS SET	# OF CASES	PR BOND GRANTED	BOND AMOUNT REDUCED	BOND AMOUNT NOT CHANGED	WAIVED	DISPOSED	DISMISSED	OTHER
CCC 1	52	17	67	64	46	4	4	12	0	0	1
CCC 2	41	17	48	48	32	0	4	9	0	0	3
CCC 3	60	28	95	94	53	14	6	19	0	0	3
CCC 4	36	16	58	53	31	1	8	17	0	0	1
CCC 5	38	18	53	53	17	6	15	8	3	0	4
CCC 6	35	12	45	45	18	1	7	19	0	0	0
CCC 7	23	10	32	32	19	4	3	5	0	0	1
CCC 8	38	13	45	44	11	1	11	20	0	0	2
CCC 9	34	12	48	48	17	3	11	16	0	0	1
CCC 10											
CCC 11	34	9	41	41	3	5	17	10	0	0	6
CCCAP2	52	16	81	80	30	0	18	32	0	0	1
<b>TOTAL</b>	<b>443</b>	<b>168</b>	<b>613</b>	<b>602</b>	<b>277</b>	<b>39</b>	<b>104</b>	<b>167</b>	<b>3</b>	<b>0</b>	<b>23</b>

- \*# OF HEARINGS SET captures cases that may be heard more than once (ex: PR Bond is initially denied, or client is rearrested on the same charge).
- \*WAIVED captures hearings waived by client request (ex: ICE hold, felony pending, etc.), or by attorney request due to competency concerns.
- \*DISPOSED captures cases disposed plead in lieu of hearing, after hearing preparation; dismissals are recorded separately.
- \*OTHER captures any situation not otherwise listed (ex: attorney hired day of hearing; bond posted of hearing, etc., only if client was interviewed and attorney prepared case for hearing).

FY2020 Public Defender's Office Summary Statistics for Misdemeanor Courts February 2020		
Court/Judge	New Cases	Total Dispositions
CCC #1/Patterson (2 PD AVG 200)	198	163
CCC #2/Hayes (1 PD AVG 100)	107	147
CCC #3/Moorehead (2 PD AVG 200)	200	96
CCC #4/Mulder (1 PD AVG 100)	100	120
CCC #5/Green (1 PD AVG 100)	87	90
CCC #6/King (1 PD AVG 100)	100	86
CCC #7/Edwards (1 PD AVG 100)	104	64
CCC #8/White (1 PD AVG 100)	100	105
CCC #9/Hoffman (1 PD AVG 100)	100	97
CCC #10/Mullin (No PD)	0	0
CCC #11/Kelly (1 PD AVG 75)	78	86
CCCAP #2/Luther (1 PD AVG 100)	100	93
Floater (1 PD AVG 100)	38	48
<b>Y-T-D Totals</b>	<b>1312</b>	<b>1195</b>
<b>Courts are required to assign an average of 100 cases per month to each PD.</b>		

CCC 11: Court is a family violence court and the numbers in this court are typically low.

Floater: Position was vacant until filled in mid-February.

FY2020 Public Defender's Office Summary Statistics for Felony Courts February 2020		
Court/Judge	New Cases	Total Dispositions
CDC - Clinton (1 PD AVG. 30)	30	21
CDC #2 - Kennedy (4 PD AVG. 120)	131	121
CDC #3 - G. Lewis (2 PD AVG. 60)	63	52
CDC #4 - Collins (2 PD AVG. 60)	61	81
CDC #5 - Thompson (2 PD AVG. 60)	60	35
CDC #6 - Howard (1 PD AVG. 30)	30	36
CDC #7 - Anyiam (1 PD AVG. 30)	32	29
194th - White (3 PD AVG. 90)	98	68
195th - Garza (2 PD AVG. 60)	65	61
203rd - Jones (2 PD AVG. 60)	60	62
204th - Kemp (No PD)	0	0
265th - Bennett (2 PD AVG. 60)	61	41
282nd - Givens (No PD)	0	0
283rd - Mays (2 PD AVG. 60)	65	54
291st - Huff (2 PD AVG. 60)	73	50
292nd - Birmingham (2 PD AVG. 60)	64	49
363rd - Holmes (2 PD AVG. 60)	64	67
<b>Y-T-D Totals</b>	<b>957</b>	<b>827</b>
<b>Courts are required to assign between 30 &amp; 35 cases per month per PD.</b>		

HARRY INGRAM		FY2020 ATLAS STATISTICS											203rd				
MONTH	BEGINNING # OF PENDING CASES	+NEW CASES RECEIVED THIS MONTH	=TOTAL CASES	TBJ	TBC	PLEAS	REV	GRADUATES	PROBATION MODIFICATIONS	DISMISSALS	OTHERS	TOTAL DISPOSITIONS	ENDING # PENDING CASES **	CURRENT ATLAS PARTICIPANTS	CURRENT PARTICIPANTS IN CUSTODY	FORMER ATLAS PARTICIPANTS	BOND
February	35	2	37	0	0	0	0	0	0	0	0	0	37	17	0	2	17

HARRY INGRAM		FY2020 MISDEMEANOR DIVERT MENTAL HEALTH COURT STATS											CCCAP1/WADE				
MONTH	BEGINNING # OF PENDING CASES	Rediverts	+NEW CASES RECEIVED THIS MONTH	=TOTAL CASES	TBJ	TBC	PLEAS	DISMISSAL	OTHER	TOTAL DISPOSITIONS	ENDING # PENDING CASES **	CURRENT PARTICIPANTS	NUMBER OF GRADUATES	BOND***			
February	12	0	9	21	0	0	1	0	1	2	19	17					

HARRY INGRAM		FY2020 S.E.T. STATISTICS											291st				
MONTH	BEGINNING # OF PENDING CASES	+NEW CASES RECEIVED THIS MONTH	=TOTAL CASES	TBJ	TBC	PLEAS	REV	GRADUATES	PROBATION MODIFICATIONS	DISMISSALS	OTHERS	TOTAL DISPOSITIONS	ENDING # PENDING CASES **	CURRENT PARTICIPANTS	CURRENT PARTICIPANTS IN CUSTODY	FORMER PARTICIPANTS	BOND
February	89	10	99	0	0	0	0	2	0	0	5	7	92	33	8	0	25

February		FY2020 MHPD STATS												
	BEGINNING # OF PENDING CASES	+NEW CASES RECEIVED THIS MONTH	=TOTAL CASES	TRIALS	PLEAS	COND. DISM.	REVK	REVC	DISMISSALS	INCOMPETENT	REFERRALS	OTHER COUNSEL APPT.	TOTAL CLOSED	
R. Lenox	395	19	414	0	4	2	0	0	3	7	0	8	24	
L. Strather	260	13	273	0	0	5	0	0	0	3	0	1	9	

February		FY2020 FELONY COMPETENCY STATISTICS																
MONTH	BEGINNING # OF CASES	NEW CASES THIS MONTH	TBJ	TBC	Alt. Trial Dispos.	PLEAS	REVK	REVC	DISMISSALS	PROBATION	COMP. HRG.	EXTENSIONS	CIVIL COMMIT.	MHMR REFERRAL	CONSULTS	OTHER	ENDING # OF PEOPLE IN OCR	
M. Harden	174	7	0	0	0	0	0	7	2	0	12	7	0	0	0	1	9	
R. Scott	10	0	0	0	0	0	0	0	1	0	0	0	0	0	0	0	0	

RANDALL SCOTT		FY2020 MISDEMEANOR COMPETENCY STATISTICS																
MONTH	BEGINNING # OF CASES	NEW CASES THIS MONTH	TBJ	TBC	Alt. Trial Dispos.	PLEAS	REVK	REVC	DISMISSALS	PROBATION	COMP. HRG.	EXTENSIONS	CIVIL COMMIT.	MHMR REFERRAL	CONSULTS	OTHER	ENDING # OF PEOPLE IN OCR	
February	179	58	0	0	0	0	0	0	49	0	30	5	0	0	0	0	15	

February		MI Court																				
MONTH	TOTAL NEW CASES RECEIVED	NEW CLIENTS AT TERRELL	NEW CLIENTS AT GREEN OAKS	NEW CLIENTS AT MEDICAL CENTER	NEW CLIENTS AT PARK AND	NEW CLIENTS AT DALLAS BEHAVIORAL HEALTH	NEW CLIENTS AT GARLAND BEHAVIORAL	NEW CLIENTS AT ZALE LIPSHY	NEW CLIENTS AT SUNDANCE BEHAVIORAL HEALTHCARE	NEW CLIENTS AT HICKORY TRAILS	NEW CLIENTS AT METHUEN RICHARDSON	NEW CLIENTS AT DALLAS PRESBYTERIAN	NEW CLIENTS AT VA	NEW CLIENTS AT WELLS RIDGE	NEW CLIENTS AT TIMBERLAWN	NEW CLIENTS AT GLEN OAKS	NEW CLIENTS AT TEXOMA	NEW CLIENTS AT HAVEN	PROBABLE CAUSE HEARINGS HELD	NO CONTEST COMMIT	CONTESTED COMMIT	FORCED MEDS HEARING IN COURT
L. Roberts*	0	0	0	0	0	0	0	0	0	0	0	0	0	0	0	0	0	0	0	0	0	0
C. Cox	188	0	0	0	162	0	0	6	0	0	20	0	0	0	0	0	0	0	11	0	12	12
K. Nelson	68	0	0	0	0	8	0	0	0	52	0	0	8	0	0	0	0	0	1	0	3	3
R. Black	135	0	95	0	0	0	0	0	0	0	17	0	0	23	0	0	0	0	6	0	4	4

\*Stats not submitted before deadline.

DAN ECKSTEIN		MHPR BOND STATS										
MONTH	INITIAL ELIGIBILITY DAILY LIST (MH FLAGS)	MHPR BOND APPOINTMENTS FROM DAILY LIST (MH FLAGS MINUS THOSE SCREENED-OUT)	MHPR BOND HEARING-BOND GRANTED (# of clients)	MHPR BOND HEARING-BOND DENIED (# of clients)	TOTAL HEARINGS (# of clients)	Total # of Cases	Total # of Felony Cases	# of Felonies Approved	# of Felonies Denied	Total # of Misd. Cases	# of Misd's Approved	# of Misd's Denied
February	1254	187	26	10	36	62	30	17	13	32	26	6

**MENTAL HEALTH PERSONAL RECOGNIZANCE BONDS--ATTORNEY CASE APPOINTMENTS**  
**OCTOBER 2019 - SEPTEMBER 2020**

<b>MISDEMEANOR</b>	665
<b>TOTAL FY2020</b>	

<b>PUBLIC DEFENDER</b>	
Misdemeanors	404

<b>FELONY</b>	365
<b>TOTAL FY2020</b>	

<b>PUBLIC DEFENDER</b>	
<b>TOTAL</b>	119
FS	85
F3	27
F2	7
F1	0

\*This is the total number of misdemeanor cases for clients considered for MH PR Bonds for the defined period. Of these cases, the numbers below reflect the attorneys appointed to handle the cases beyond the MH PR Bond hearing.

<b>PRIVATE APPOINTED</b>	
Misdemeanors	127

<b>PRIVATE RETAINED</b>	
Misdemeanors	7

<b>NO ATTORNEY</b>	
Misdemeanors	127

\*\*This is the total number of felony cases for clients considered for MH PR Bonds for the defined period. Of these cases, the numbers below reflect the attorneys appointed to handle the cases beyond the MH PR Bond hearing.

<b>PRIVATE APPOINTED</b>	
<b>TOTAL</b>	231
FS	133
F3	43
F2	36
F1	19

<b>PRIVATE RETAINED</b>	
<b>TOTAL</b>	0
FS	0
F3	0
F2	0
F1	0

<b>NO ATTORNEY</b>	
<b>TOTAL</b>	109
FS	65
F3	31
F2	8
F1	5

\*The numbers below for each month may change as attorneys are appointed on cases which previously had no attorney appointed, and are most accurate 60 days out.

	Public Defender					Private Appointed					Private Retained					No Attorney				
	Misd	FS	F3	F2	F1	Misd	FS	F3	F2	F1	Misd	FS	F3	F2	F1	Misd	FS	F3	F2	F1
Oct-19	35	8	1	1	0	7	20	5	4	0	0	0	0	0	0	79	32	20	4	0
Nov-19	81	16	8	1	0	23	25	7	6	3	3	0	0	0	0	10	6	0	1	0
Dec-19	81	21	8	1	0	36	34	10	11	9	2	0	0	0	0	18	12	3	2	0
Jan-20	105	17	7	0	0	31	29	8	9	3	2	0	0	0	0	10	5	6	1	0
Feb-20	102	23	3	4	0	30	25	13	6	4	0	0	0	0	0	30	9	4	0	5
Mar-20	0	0	0	0	0	0	0	0	0	0	0	0	0	0	0	0	0	0	0	0
Apr-20	0	0	0	0	0	0	0	0	0	0	0	0	0	0	0	0	0	0	0	0
May-20	0	0	0	0	0	0	0	0	0	0	0	0	0	0	0	0	0	0	0	0
Jun-20	0	0	0	0	0	0	0	0	0	0	0	0	0	0	0	0	0	0	0	0
Jul-20	0	0	0	0	0	0	0	0	0	0	0	0	0	0	0	0	0	0	0	0
Aug-20	0	0	0	0	0	0	0	0	0	0	0	0	0	0	0	0	0	0	0	0
Sep-20	0	0	0	0	0	0	0	0	0	0	0	0	0	0	0	0	0	0	0	0
<b>TOTAL</b>	<b>404</b>	<b>85</b>	<b>27</b>	<b>7</b>	<b>0</b>	<b>127</b>	<b>133</b>	<b>43</b>	<b>36</b>	<b>19</b>	<b>7</b>	<b>0</b>	<b>0</b>	<b>0</b>	<b>0</b>	<b>147</b>	<b>64</b>	<b>33</b>	<b>8</b>	<b>5</b>

**Bond Hearings**

Court	# OF CLIENTS	CLIENTS WITH MH DIAGNOSIS	# OF HEARINGS SET	# OF CASES	PR BOND GRANTED	BOND AMOUNT REDUCED	BOND AMOUNT NOT CHANGED	WAIVED	DISPOSED	DISMISSED	OTHER
CCC 1	45	16	60	59	39	1	7	9	0	0	4
CCC 2	45	23	55	55	47	0	0	6	1	0	1
CCC 3	50	16	78	75	24	12	11	29	0	0	2
CCC 4	33	15	48	47	31	0	7	9	0	1	0
CCC 5	25	10	39	39	7	1	5	22	3	0	1
CCC 6	22	10	24	24	9	1	9	5	0	0	0
CCC 7	17	5	23	21	13	2	0	5	0	0	3
CCC 8	34	2	53	47	19	4	10	13	5	0	2
CCC 9	22	8	40	40	16	12	2	9	0	0	1
CCC 10											
CCC 11	36	12	47	46	1	10	19	16	1	0	0
CCCAP2	39	13	54	54	17	1	9	24	0	0	3
<b>TOTAL</b>	<b>368</b>	<b>130</b>	<b>521</b>	<b>507</b>	<b>223</b>	<b>44</b>	<b>79</b>	<b>147</b>	<b>10</b>	<b>1</b>	<b>17</b>

\*# OF HEARINGS SET captures cases that may be heard more than once (ex: PR Bond is initially denied, or client is rearrested on the same charge).

\*WAIVED captures hearings waived by client request (ex: ICE hold, felony pending, etc.), or by attorney request due to competency concerns.

\*DISPOSED captures cases disposed plead in lieu of hearing, after hearing preparation; dismissals are recorded separately.

\*OTHER captures any situation not otherwise listed (ex: attorney hired day of hearing; bond posted of hearing, etc., only if client was interviewed and attorney prepared case for hearing).

Jail Competency Stats 2020												
	Jan	Feb	Mar	Apr	May	Jun	Jul	Aug	Sep	Oct	Nov	Dec
<b>Active</b>												
<b>New Evals - Incompetent</b>	67 (57%)	69 (57%)										
Waiting for the hospital - End of month	191	175										
<b>Maximum Secure Facility</b>	64	57										
Males	59	55										
Females	5	2										
<b>Non-Maximum Secure Facility</b>	127	118										
Males	119	108										
Females	8	10										
<b>Returned to jail from the hospital</b>	13	19										
<b>Closed</b>												
<b>New Evals - Competent</b>	50 (43%)	53 (43%)										
<b>Admitted to the state hospital</b>	44	39										
Maximum Secure Facility	9	4										
Non-Maximum Secure Facility	35	35										
<b>Total Competency Evaluations Completed</b>	117	122										
<b>Average Wait Times</b>												
<b>Non-Maximum Seucure Hospital -- Males</b>								163 days				
<b>Non-Maximum Seucure Hospital -- Females</b>								34 days				
<b>Maximum Secure Hospital: Article 17.03(a) charges -- Males</b>								444 days				
<b>Maximum Secure Hospital: Article 17.03(a) charges -- Females</b>								155 days				
<b>Maximum Secure Hospital: NGRI -- Males</b>								NGRI cases will now take priority for admission to Vernon State Hospital. Expected admission time is < 30 days				
<b>Maximum Secure Hospital: NGRI -- Females</b>												
*Note: All individuals who are not found Not Guilty by Reason of Insanity (NGRI) or found incompetent to stand trial with an offense listed in Article 17.032(a) of the Code of Criminal Procedure must be sent to the maximum-secure hospital in Vernon. All wait times are approximate.												

Jail Competency Stats 2020 (by Doctor)												
	Jan	Feb	Mar	Apr	May	Jun	Jul	Aug	Sep	Oct	Nov	Dec
<b>Dr. Lisa Clayton, M.D.</b>	17	8										
Competent	5	3										
Incompetent	12	5										
<b>Dr. Kristi Compton, Ph.D.</b>	5	4										
Competent	4	4										
Incompetent	1	0										
<b>Dr. Warren Lee, M.D.</b>	16	23										
Competent	10	15										
Incompetent	6	8										
<b>Dr. Michael Pittman, M.D.</b>	79	87										
Competent	31	31										
Incompetent	48	56										
<b>Total Competency Evaluations Completed</b>	<b>117</b>	<b>122</b>										

Jail Based Competency Restoration Monthly Totals														
	19-Feb	19-Mar	19-Apr	19-May	19-Jun	19-Jul	19-Aug	19-Sep	19-Oct	19-Nov	19-Dec	20-Jan	20-Feb	Total
<b>Beginning of Month</b>	7	12	11	11	18	15	15	22	18	15	10	13	17	
JBCR Referrals	23	17	27	20	10	10	21	11	11	15	9	29	28	296
JBCR Referrals Entered Into Program	7	8	7	22	9	9	17	6	4	6	12	16	12	164
Referrals Screened Out	16	9	20	4	1	1	4	5	7	9	4	13	16	145
<b>Successful Completions</b>														
Transitioned to OCR	0	0	2	2	0	0	0	0	0	0	0	1	1	6
Found Competent	1	3	2	5	5	5	5	0	0	2	2	2	3	38
Case Dismissed/ Community Transition	0	1	0	0	2	2	1	1	2	1	1	0	0	15
<b>Unsuccessful Completions/ ICR Transfers</b>														
Transferred to State Hospital	1	1	0	1	0	0	0	2	3	0	0	1	2	17
JBCR Discharge: Client Withdraw	0	0	0	0	1	0	0	0	0	0	0	0	0	2
JBCR: Client Removed for Clinical Reasons	0	2	0	1	0	0	2	1	0	1	0	0	1	9
JBCR Discharge: Client Removed for Behavioral Reasons	0	2	3	5	2	2	2	6	2	7	6	8	5	53
<b>End of Month</b>	12	11	11	18	15	15	22	18	15	10	13	17	17	224
Average LOS in JBCR (Days)	60	41	41	29	35	43	33	43	63	58	27	44	24	
Average LOS in Jail for JBCR Successful Completions (Days)	41	29	56	43	44	45	48	56	28	68	49	50	30	
Average LOS in Jail for JBCR Unsuccessful Completions (Days)	79	52	20	11	15	35	11	42	69	54	17	39	22	
Average LOS for placement for males to Non-Maximum Secure State Hospital	101 days	102 days	96 days	108 days	108 days	109 days	136 days	148 days	153 days	153 days	166 days	187 days	163 days	
Average LOS for placement for males to Maximum-Secure State Hospital	397 days	402 days	418 days	435 days	438 days	436 days	451 days	410 days	409 days	409 days	440 days	444 days	444 days	
<b>Total Jail Beds Saved</b>	44	143	135	630	240	330	217	79	114	273	506	306	447	3797
<b>Total Cost Savings in Jail Bed Days</b>	\$ 2,639.56	\$ 8,578.57	\$ 8,098.65	\$ 37,793.70	\$ 14,397.60	\$ 19,796.70	\$ 13,017.83	\$ 4,739.21	\$ 6,838.86	\$ 27,175.47	\$ 30,354.94	\$ 18,356.94	\$ 26,815.53	\$ 238,580.14

**Monthly JIMI/STELLA Jail Mental Health Flag Report**

**2019 TOTALS**

	Total Bookins	Total Unique Individuals Flagged for Mental Health	Mental Health Flag Categories:	NorthStar ID	NTBHA ID	TLETS Match	PAP Flag	MH AIS Flag
YEARLY 2019 TOTAL	61,314	40,379		10,694	10,415	16,482	4,221	25,922
			Percentages	26.47%	25.83%	39.61%	10.21%	62.55%

**2020 TOTALS**

MONTH	Total Bookins	Total Unique Individuals Flagged for Mental Health	Mental Health Flag Categories:	NorthStar ID	NTBHA ID	TLETS Match	PAP Flag	MH AIS Flag
Jan-20	5,119	3,515		880	921	1,388	385	2,413
			Percentages	25.04%	26.20%	39.49%	10.95%	68.65%
Feb-20	4,795	3,183		780	811	1,231	328	2,111
			Percentages	24.51%	25.48%	38.67%	10.30%	66.32%
Mar-20			Percentages					
Apr-20			Percentages					
May-20			Percentages					
Jun-20			Percentages					
Jul-20			Percentages					
Aug-20			Percentages					
Sep-20			Percentages					
Oct-20			Percentages					
Nov-20			Percentages					
Dec-20			Percentages					

**\*Note: Data listed above is reflective of unique individuals who receive at least one mental health flag from one of the identified categories. Individuals may be flagged in more than one category. Percentages above are indicative of that specific mental health flag category only.**

**Mental Health Flag Categories Explained**

NorthStar ID:	Individuals who have an identified service utilization history and service ID from the previous mental health Northstar system
NTBHA ID:	Individuals who have an identified service utilization and service ID from the current mental health NTBHA system
TLETS Match:	Texas Law Enforcement Telecommunications System, Flags sent from DPS that shows individuals who have any history of state-paid MH service
PAP Flag:	Parkland Jail Health Psychological Assessment Program
MH AIS Flag:	Individuals flagged for mental health concerns through the bookin process (from the gold form)