



Jail Population Committee Meeting Agenda

March 12, 2021, 10:00 a.m.

Virtual Microsoft Teams Meeting:

Call-in Line:+1 469-208-1731; Conference ID: 739 676 53#

PowerBI Dashboard-Public Access Link:

<https://www.dallascounty.org/departments/criminal-justice/jail-population.php>

I. Jail Population- Snapshot 03/05/2021 – 5,700

- Detention Early Warning Report (DEWR) Glossary (page 2)
- February 2021 DEWR (page 3)
- Feb. Highlights: **HIGH:** 02/22 of **5,841** & **Low:** 02/05 of **5,595** Range: of **246**
- DEWR Bucket Comparison & Addendum (page 4)
- DEWR Bucket Monthly Averages (page 5 & 6)
- Jail Population Monthly Averages & graphs/charts (pages 7 thru 10)
 - 02/21: 5,690 (+98)
 - 01/21: 5,592 (+89)
 - 12/20: 5,503 (+88)
- Book-in Averages (6 mo.): FEB. 114, JAN. 124, DEC. 118, NOV. 126, OCT. 131, SEP. 129
- Release Averages (6 mo.): FEB. 112, JAN. 119, DEC. 120, NOV. 123, OCT. 137, SEP. 132
- Feb. Book-in (Gender, Homeless, Mental Health) graphs/charts (pages 11 & 12)
- Release totals by category & addendum (pages 13 & 14)
- Average length of stay based on release reason & addendum (pages 15 & 16)
- Waivers by Court and by Month (page 17)
- Felony Courts Monthly Dispositions & Pending Dispo by Court (pages 18 & 19)
- Special Programs list: As of 03/01/2021-283 waiting; Wilmer-113, RT-30, ISF-119, MH-21

II. District Attorney's Office Activities

- Community Response Team/ State Jail Unit (SJU)- **James Bagnall**
- Intake/Grand Jury Unit- **Ellyce Lindberg/ MaryAnne Gallagher**
- DA's cases pending lab analysis- **Brittany Casey**
- Pretrial Bond Review Hearing-**Kim Nesbitt**

III. Public Defender's Office Activities- Lynn Richardson

- Monthly Court Stats/Mental Health Stats /Mental Health PR Bonds – Attorney Case Appointments

IV. Jail Population Management Team

- Pretrial Services- **Duane Steele**
- Data Management Unit (DMU)- **Jimmy Patterson**
- County Criminal Courts Initiative- **Pat Johnson**
- Texas Department of Criminal Justice (TDCJ) Activity Reports- **Tiffany Johnson**
- Parole Initiatives- **Alethea Robinson**
- CSCD Updates/ATRS Stats- **Dr. Jill Johansson-Love**
- GMJ Update- **Suzanne Bradford**

IV. Mental Health Updates- Laura Edmonds

- State Hospital Waitlist Reports
- Jail Based Competency Restoration Monthly Report
- Monthly JIMI/STELLA Jail Mental Health Flag Report

Detention Early Warning Report (DEWR)-Glossary

The DEWR is a 32 line item report which provides a snapshot of the Dallas County Jail Population, capturing the primary case status/category (also referred to as a “bucket”). The DEWR consists of pre-disposition Felony and Misdemeanor cases, and those adjudicated which are awaiting release or transfer.

1	Felony not filed:	Felony arrest made by local law enforcement agencies (LEA's), case has not been accepted by the District Attorney (DA).
2	Felony pending Grand Jury (GJ):	Felony cases accepted for prosecution and awaiting presentation to the GJ.
	Felony not including State Jail	
3	Felonies (SJF):	Felony offenses excluding SJF which have been indicted by the GJ and are now pending in the felony courts.
4	SJF pending disposition:	SJF offenses which have been indicted by the GJ and are now pending in the felony courts.
5	Probation Violators (PV) Felony:	Defendants (Def's) in jail for various violations of the terms and conditions of their felony probation.
	Texas Department of Criminal Justice (TDCJ) over 10 years on appeal or TDC no appeal-	Def's received a felony conviction and were sentenced to TDCJ >10 years; the case may or may not be on appeal. Def is not eligible for bond.
6	Bench Warrants:	Def's being held as a witness in another Def's case; will be transferred back to TDCJ once the case is resolved.
7	TDCJ 10 years or less on appeal:	Def's received a felony conviction and were sentenced to TDCJ <10 years and are appealing their sentence; may be eligible to post bond.
8	Sentenced to SJF:	Def's received a felony conviction and were sentenced to a State Jail Facility, awaiting transfer.
9	SJF on appeal:	Def's received a felony conviction and were sentenced to a State Jail Facility and filed an appeal; may be eligible to post bond
10	SJF serving in county jail:	Def's received a felony conviction and were sentenced to time in the county jail.
11	Misdemeanor not filed:	Def's arrested for a misdemeanor offense by a local LEA; case has not been filed by the DA's office in the county courts.
12	Misdemeanor filed pending:	Def's charged with a misdemeanor offense and their cases have been filed with the county courts and are pending disposition
13	Misdemeanor PV:	Def's in jail for various violations of the terms and conditions of their county court probation.
	Serving County Time as a Condition of Probation:	Def's held in county jail as a condition of probation (sanction). Not eligible for good time credit.
14	Serving County Time & Fines:	Def's sentenced to jail time and are serving their sentence.
	Serving Fines and Court Cost only:	Def's serving time for fines and court cost only.
15	Out of County/State Hold:	Def's being held for another county or jurisdiction. Upon completion of their Dallas County jail time, agencies typically have 10 days to pick up the defendant or they are released.
16	Parole Violations:	Def's in jail for various violations of the terms and conditions of their felony parole.
17	SAFPF (Substance Abuse Felony Punishment Facility):	Def's ordered to a substance abuse treatment facility as a condition of felony probation and are awaiting transfer to that facility.
18	Special Programs:	Def's being held for Wilmer Judicial Treatment Center, Electronic Leg Monitor (ELM), or other community treatment programs.
19	Other Incompetent:	Def's being held in county jail awaiting transfer to a State Mental Health Facility.
20	US Marshal:	Dallas County contracts as a US Marshal holding facility.
21	Contempt in Jail:	Def's in jail for contempt of court.
22	Contempt Furlough:	Def's temporarily released from the jail.
23	Peace Bond:	Court ordered cash bond designed to keep the peace and protect a person or property from a threat (rarely used).
24	Texas Youth Commission (TYC):	Def's being held for transfer to TYC; TYC is now Texas Juvenile Justice Department (TJJD).
25	Immigration:	Def's detained by U.S. Immigration and Customs Enforcement (ICE) being held for transfer to a federal facility for immigration detainees.
26	Class C Misdemeanor only:	Citations which result in a fine, serving time in jail.
27	Contract Inmates:	Contract Holds for another County or Jurisdiction (overflow).
28	US Military:	Temporary hold for US Military.
29	Default:	Def's in transit: recently booked into jail (on the floor), have not been classified, and/or assigned to a jail/tank/housing unit
30		
31		
32		

**Detention Early Warning Report (DEWR)
February 2021**

	2/1	2/2	2/3	2/4	2/5	2/6	2/7	2/8	2/9	2/10	2/11	2/12	2/13	2/14	2/15	2/16	2/17	2/18	2/19	2/20	2/21	2/22	2/23	2/24	2/25	2/26	2/27	2/28	Avg	
Felony not filed	550	557	539	515	488	496	524	545	543	510	495	486	510	534	548	558	560	568	572	577	598	620	580	548	564	577	551	555	545	
Felony pend. Grand Jury	579	538	540	527	500	490	485	485	491	495	487	496	471	470	470	470	469	471	471	471	469	473	491	483	450	452	455	486		
Felony not incl. SJF	2111	2134	2146	2159	2176	2171	2173	2175	2181	2196	2204	2199	2194	2194	2193	2193	2192	2192	2192	2189	2189	2191	2180	2172	2181	2193	2187	2185	2180	
SJF pend dispo	277	289	285	291	304	300	299	299	298	301	306	305	307	308	307	308	309	307	306	306	307	307	306	307	312	313	305	306	303	
PV-Felony	345	345	346	347	343	341	344	350	341	343	334	336	331	335	336	338	339	341	342	344	345	350	352	346	347	358	352	361	344	
TDC over 10y/appeal	290	297	304	310	308	321	321	321	330	333	345	345	354	354	354	354	354	354	354	355	355	355	360	368	345	316	327	327	336	
Bench Warrants	27	29	28	26	26	25	25	25	25	26	27	27	27	27	27	27	27	27	27	28	28	28	27	28	29	29	30	30	27	
TDC<10yr/appeal	10	10	10	10	10	10	10	10	10	10	10	10	10	10	10	10	10	10	10	10	10	10	10	10	10	10	10	10	10	
Sentd. SJF	104	101	106	110	109	110	110	110	110	112	113	114	115	115	115	115	116	117	117	118	118	118	96	100	101	101	95	96	109	
SJF on appeal	0	0	0	0	0	0	0	0	0	0	0	0	0	0	0	0	0	0	0	0	0	0	0	0	0	0	0	0	0	
SJF serv in co jail	13	11	11	10	11	13	12	11	13	14	15	14	12	12	12	12	10	8	8	7	7	7	7	8	9	11	12	12	11	
Misd. not filed	74	78	62	71	55	65	65	70	69	67	60	65	44	59	66	65	64	62	74	80	88	99	75	67	61	48	39	54	66	
Misd. filed pend.	150	152	158	163	160	147	148	152	157	160	159	154	148	145	145	146	146	148	146	143	143	143	126	137	134	138	135	134	147	
Misd-PV	1	1	1	1	1	1	1	1	1	1	1	1	1	1	1	1	1	1	1	1	1	0	1	0	0	1	1	1	1	
Serv in jail (Cond of Prob)	13	13	13	14	17	17	16	15	20	21	17	14	12	12	12	11	10	10	10	11	11	10	14	16	15	19	15	16	14	
Serving Co time & fines	13	15	14	15	15	15	15	13	13	12	14	15	15	15	14	14	13	11	11	10	10	10	12	15	14	12	12	10	13	
Serv fines/CT cost only	0	0	0	0	0	0	0	0	0	0	0	0	0	0	0	0	0	0	0	0	0	0	0	0	0	0	0	0	0	
Out of county/state	105	81	86	87	89	93	97	98	84	83	87	88	90	89	90	94	97	93	92	95	101	103	79	80	78	79	87	89	90	
Parole Violations	242	239	227	228	226	225	229	234	243	244	250	242	241	241	242	243	243	243	246	248	253	256	255	255	239	236	238	240	241	
SAFPF	106	109	111	107	100	107	107	108	113	118	121	121	121	121	121	121	121	121	121	121	121	121	124	126	129	131	135	135	119	
Special Programs	207	211	222	214	221	229	229	230	220	227	231	230	223	223	224	224	225	225	230	231	234	234	234	236	236	225	230	231	226	
Other- Incompetent	266	263	263	263	263	263	263	263	262	261	257	259	262	262	262	262	262	262	261	261	260	260	262	266	265	263	265	265	262	
US Marshal holds	84	84	80	82	83	90	90	90	89	91	92	92	93	93	93	93	93	93	92	93	88	92	87	86	86	86	86	89		
Contempt-in Jail	1	1	1	1	1	2	2	2	1	1	1	1	1	1	1	1	1	1	1	1	1	1	1	1	0	1	0	0	1	
Contempt-Furlough	0	0	0	0	0	0	0	0	0	0	0	0	0	0	0	0	0	0	0	0	0	0	0	0	0	0	0	0	0	
PEACE Bond	0	0	0	0	0	0	0	0	0	0	0	0	0	0	0	0	0	0	0	0	0	0	0	0	0	0	0	0	0	
TYC hold	0	0	0	0	0	0	0	0	0	0	0	0	0	0	0	0	0	0	0	0	0	0	0	0	0	0	0	0	0	
Immigration hold	1	7	10	5	10	6	2	0	4	0	4	1	8	0	0	0	0	0	0	0	0	0	6	6	3	3	9	2	3	
Class C Misd. only	0	0	0	0	0	0	0	0	0	0	0	0	0	0	0	1	5	0	0	0	0	0	0	0	0	0	0	0	0	
Contract inmates	0	0	0	0	0	0	0	0	0	0	0	0	0	0	0	0	0	0	0	0	0	0	0	0	0	0	0	0	0	
US Military hold	0	0	0	0	0	0	0	0	0	0	0	0	0	0	0	0	0	0	0	0	0	0	0	0	0	0	0	0	0	
Default	71	59	66	70	79	67	69	42	58	51	66	66	82	65	54	54	55	56	66	72	71	61	62	91	74	69	73	82	66	JAIL BED
Jail Population w/ Furlough added	5640	5624	5629	5626	5595	5604	5636	5649	5676	5677	5696	5681	5672	5686	5697	5715	5722	5721	5751	5771	5815	5841	5734	5761	5715	5669	5646	5682	5690	159331
Actual Jail Population	5640	5624	5629	5626	5595	5604	5636	5649	5676	5677	5696	5681	5672	5686	5697	5715	5722	5721	5751	5771	5815	5841	5734	5761	5715	5669	5646	5682	5690	159331
	L												H												SUM					
INTAKES	129	142	161	155	169	126	126	152	145	155	63	124	110	58	34	36	42	50	75	108	103	95	159	156	157	122	133	111	114	3196
RELEASES	115	158	140	190	211	93	87	116	158	133	102	135	70	52	19	27	37	35	63	60	57	167	177	170	183	215	93	74	112	3137
VARIANCE	-14	16	-21	35	42	-33	-39	-36	13	-22	39	11	-40	-6	-15	-9	-5	-15	-12	-48	-46	72	18	14	26	93	-40	-37	-2	

AVG LENGTH OF STAY 49	Total Bookins	3,196	Total Releases	3,137	Total Jail Bed Days	159,331	=	\$	9,429,209
-----------------------	---------------	-------	----------------	-------	---------------------	---------	---	----	-----------

DEWR BUCKET COMPARISON

BUCKET NAMES	FEB 2020 vs 2021	FEB 20	FEB 21	DEC 20	Jan 21	Feb 21	DEC vs JAN
Variance							
Jail Population Avg.	-91	5781	5690	5503	5592	5690	98
SPECIAL FOCUS							
Fel.pend excl.SJF	411	1769	2180	2082	2104	2180	76
Incompetent	67	195	262	267	271	262	-9
Sentenced to SJF	43	66	109	112	111	109	-2
Out of Co/State	39	51	90	99	102	90	-12
TRENDING UP							
State Jail Felony Pend.	24	279	303	291	285	303	18
Probation Viol. Felony	22	322	344	342	354	344	-10
TRENDING DOWN							
Felony Not Filed	-339	884	545	506	505	545	40
Special Programs	-101	327	226	196	195	226	31
SAFPF	-86	205	119	139	130	119	-11
Serv as Cond of Prob.	-37	51	14	18	14	14	0
Parole Violator only	-36	277	241	222	229	241	12
Misdemeanors pending	-29	176	147	155	152	147	-5
SJF-Serv Co.Jail (12.44a)	-25	36	11	13	13	11	-2
US Marshall	-22	111	89	95	88	89	1
Class C Misd. only	-17	17	0	0	0	0	0
Felony pend Grand Jury	-17	503	486	460	574	486	-88
Contempt in Jail	-16	17	1	0	0	1	1
Serving County Time	-13	26	13	16	12	13	1
Bench Warrants	-7	34	27	32	30	27	-3
STABLE							
Immigration	-5	8	3	5	7	3	-4
TDC<10yr/appeal	-4	14	10	11	10	10	0
TYC	0	0	0	0	0	0	0

DEWR BUCKET MONTHLY AVERAGES

	Feb 19	Feb 20	Jan 21	Feb 21	2021 Avg
Felony not filed	335	884	505	545	525
Felony pend GJ	696	503	574	486	530
Fel.pend excl.SJF	1583	1769	2104	2180	2142
State Jail Fel only	229	279	285	303	294
PV-Felony	273	322	354	344	349
TDC over 10yrs	309	251	258	336	297
Bench Warrants	46	34	30	27	29
TDC <10y/appeal	16	14	10	10	10
Sentenced SJF	38	66	111	109	110
Sentd SJF/appeal	0	1	0	0	0
SJF-Serv Co Jail	63	36	13	11	12
Misdmnr not filed	116	92	77	66	72
Misdmnr filed- pend	139	176	152	147	150
PV-Misdmnr	0	0	2	1	2
Serv as Con of Prob.	50	51	14	14	14
Serv Co time/ fines	48	26	12	13	13
Serv fines/ fees only	0	1	0	0	0
Out of Co/State	73	51	102	90	96
Parole Vio.	267	277	229	241	235
SAFPF	208	205	130	119	125
Sp.Pgrms	163	327	195	226	211
Incompetent	154	195	271	262	267
US Marshall	47	111	88	89	89
Cntmpt-in Jail	21	17	0	1	1
Furlough	0	1	0	0	0
PEACE Bond	0	0	0	0	0
TYC hold	0	0	0	0	0
Immigration hold	7	8	7	3	5
Class C only	18	17	0	0	0
Contract	0	0	0	0	0
US Military	0	0	0	0	0
Default	51	68	70	66	68
Furlough added	4946	5782	5593	5690	5642
Jail Population Actual	4946	5781	5592	5690	5641

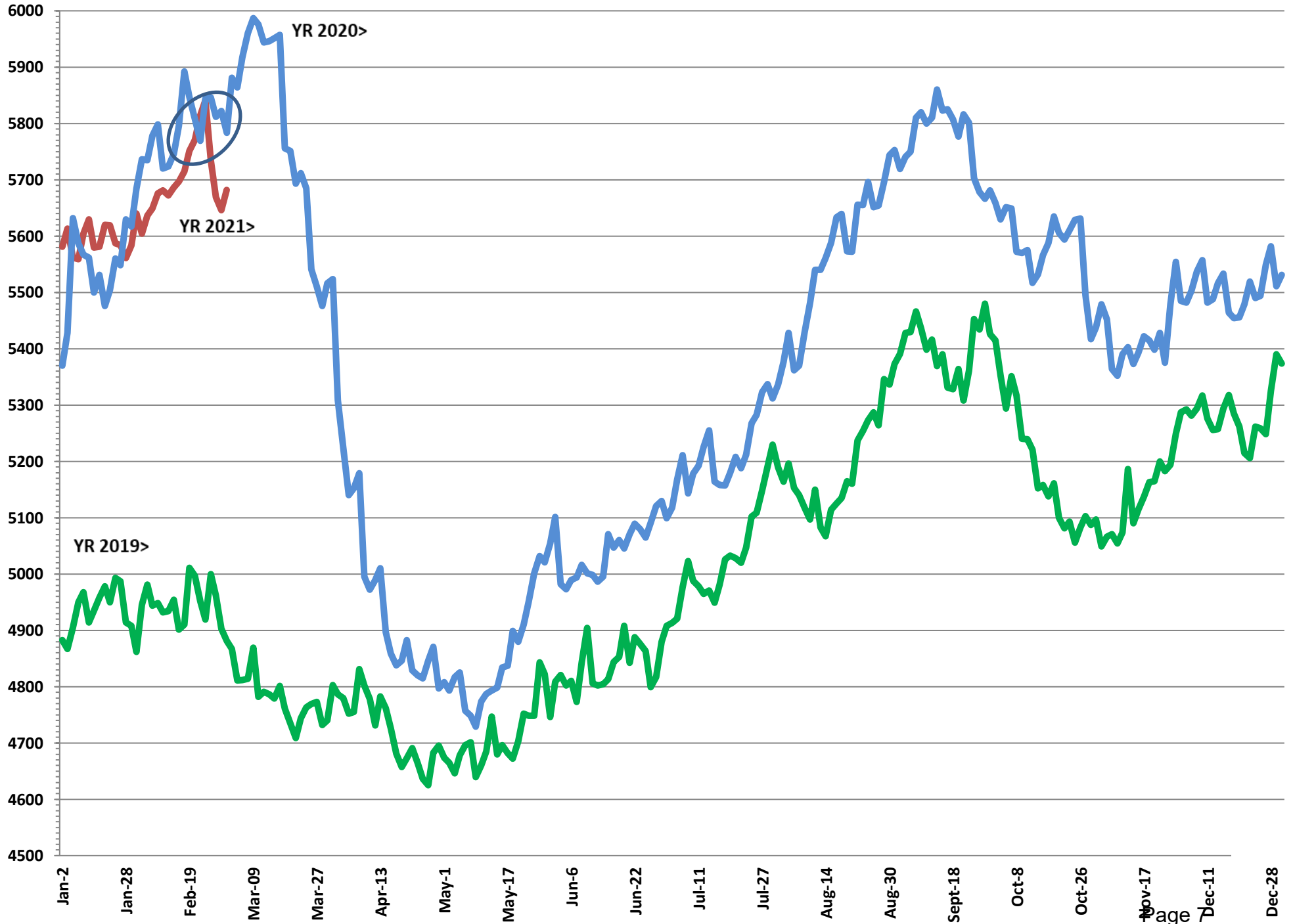
INTAKES	182	165	124	114	119
RELEASES	183	158	119	112	116
VARIANCE	1	-7	-5	-2	-4

Dallas County Jail Population 3-year statistical summary for 2019, 2020 & 2021

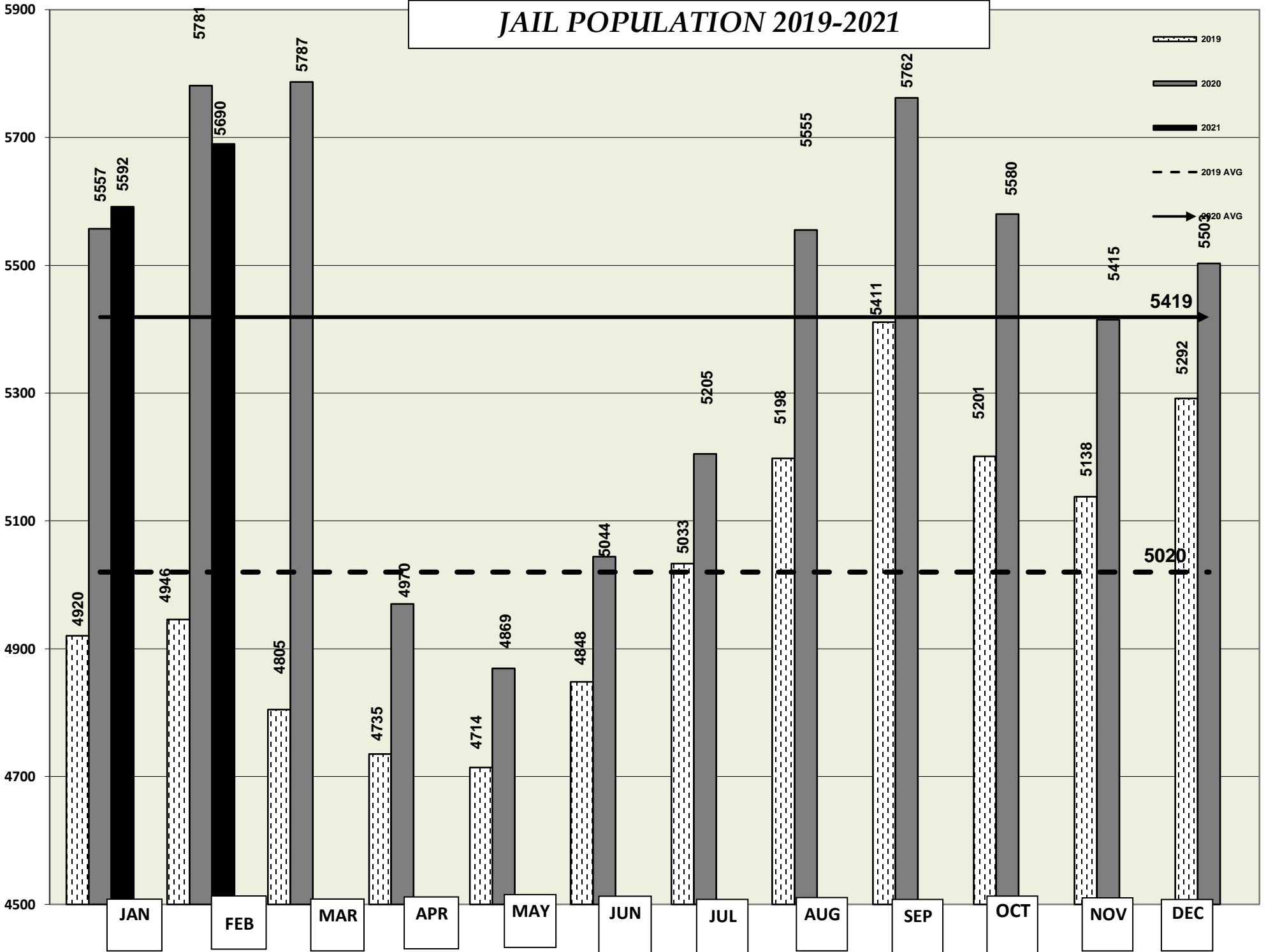
JAIL POPULATION MONTHLY AVERAGES							
2019	Jail Pop AVG	2019	2020	Jail Pop AVG	2020	2021	Jail Pop AVG
Jan-19	4920	5020	Jan-20	5557	5419	Jan-21	5592
Feb-19	4946	5020	Feb-20	5781	5419	Feb-21	5690
Mar-19	4805	5020	Mar-20	5787	5419	Mar-21	
Apr-19	4735	5020	Apr-20	4970	5419	Apr-21	
May-19	4714	5020	May-20	4869	5419	May-21	
Jun-19	4848	5020	Jun-20	5044	5419	Jun-21	
Jul-19	5033	5020	Jul-20	5205	5419	Jul-21	
Aug-19	5198	5020	Aug-20	5555	5419	Aug-21	
Sep-19	5411	5020	Sep-20	5762	5419	Sep-21	
Oct-19	5201	5020	Oct-20	5580	5419	Oct-21	
Nov-19	5138	5020	Nov-20	5415	5419	Nov-21	
Dec-19	5292	5020	Dec-20	5503	5419	Dec-21	
YR AVG	5020		YR AVG	5419		YR AVG	5641

BOOKINS MONTHLY TOTALS							
2019	Total bookins	2019	2020	Total bookins	2020	2021	Total bookins
Jan-19	5488	5112	Jan-20	5119	3802	Jan-21	3843
Feb-19	5089	5112	Feb-20	4794	3802	Feb-21	3196
Mar-19	5521	5112	Mar-20	4201	3802	Mar-21	
Apr-19	5102	5112	Apr-20	2891	3802	Apr-21	
May-19	5470	5112	May-20	3103	3802	May-21	
Jun-19	4990	5112	Jun-20	2910	3802	Jun-21	
Jul-19	5478	5112	Jul-20	3220	3802	Jul-21	
Aug-19	5589	5112	Aug-20	4037	3802	Aug-21	
Sep-19	5006	5112	Sep-20	3862	3802	Sep-21	
Oct-19	4554	5112	Oct-20	4053	3802	Oct-21	
Nov-19	4509	5112	Nov-20	3781	3802	Nov-21	
Dec-19	4543	5112	Dec-20	3652	3802	Dec-21	
YR AVG	5112		YR AVG	3802		YR AVG	3520
TOTAL	61,339		TOTAL	45,623		TOTAL	7,039

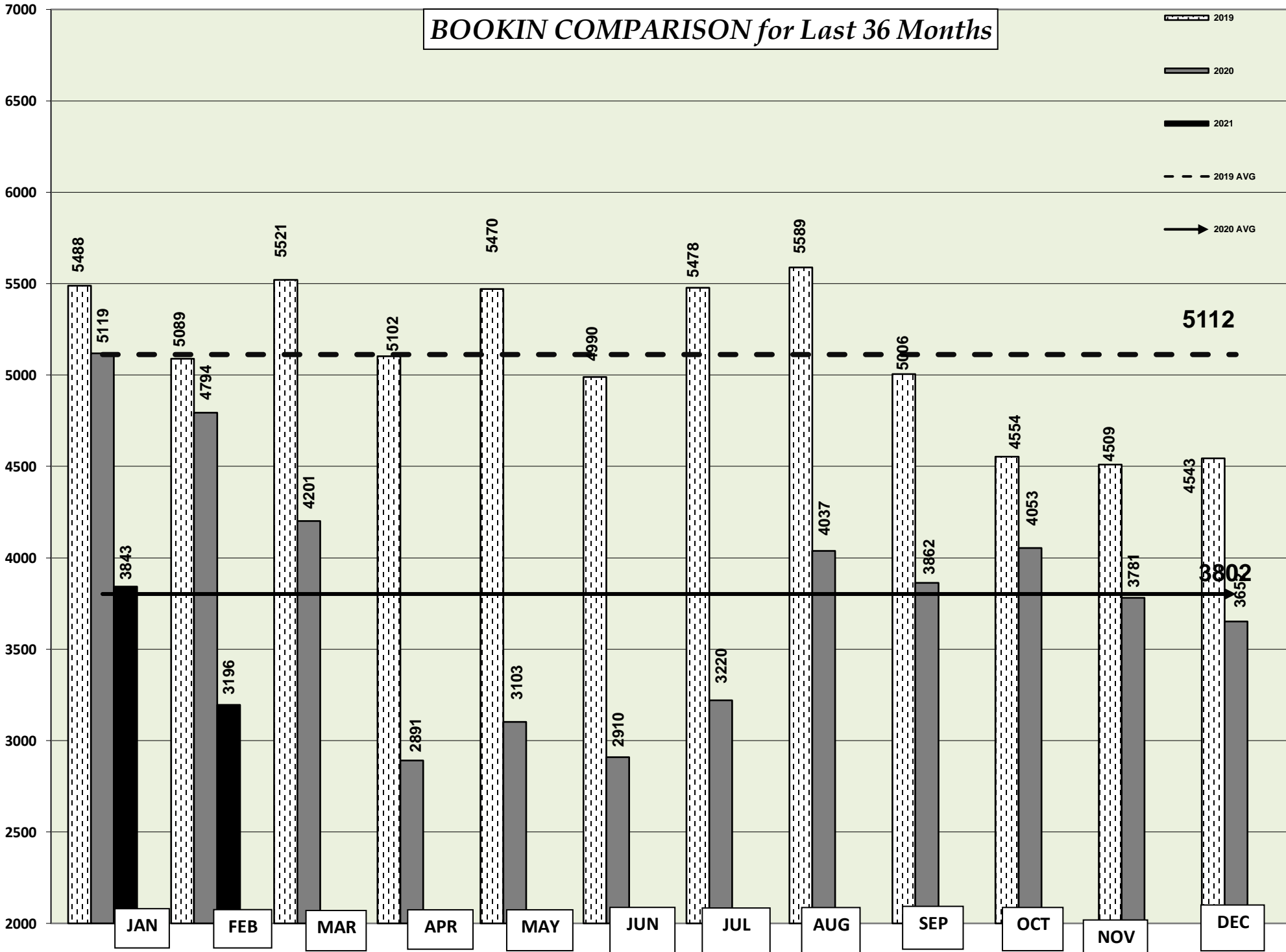
Dallas County Jail Population 2019 - 2021



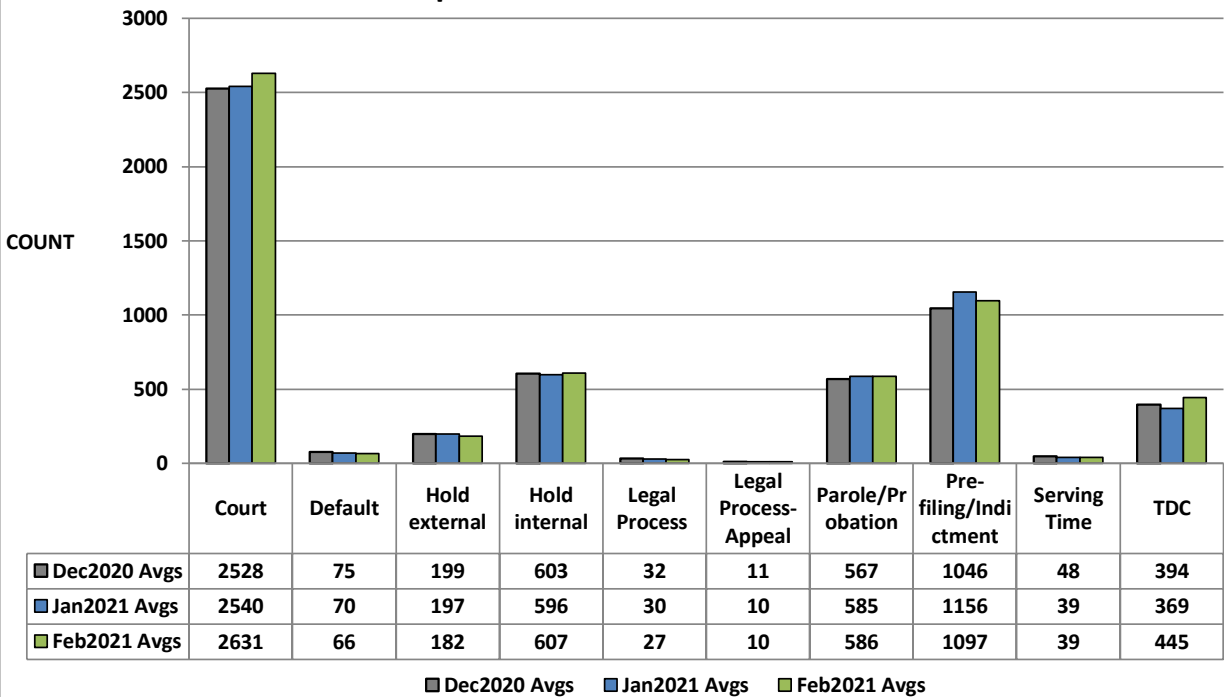
JAIL POPULATION 2019-2021



BOOKIN COMPARISON for Last 36 Months

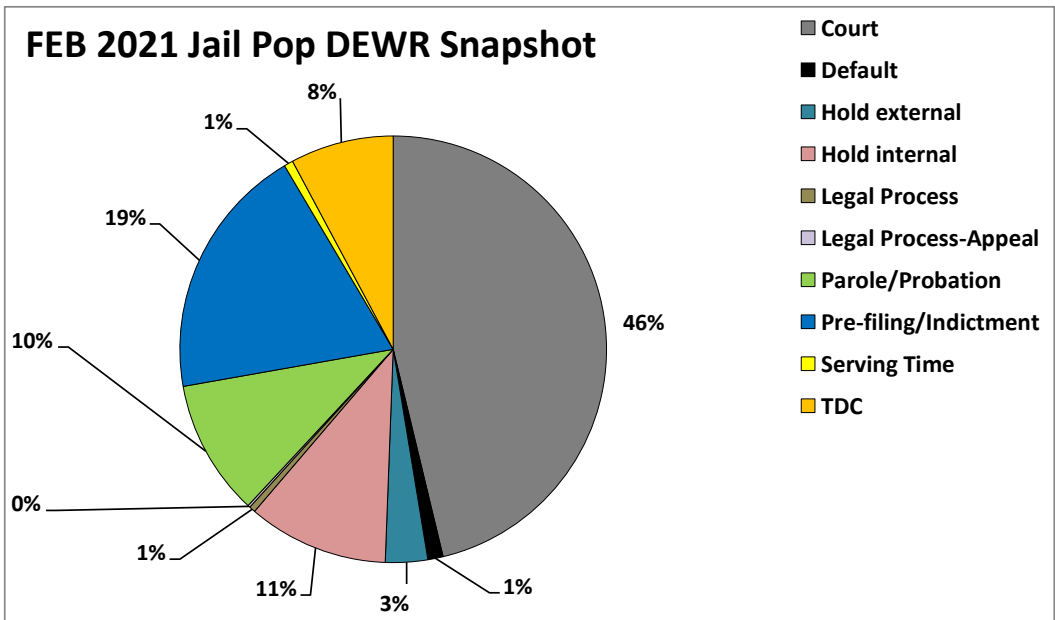


3-MONTH Jail Pop DEWR BUCKET MONTHLY AVG'S COMPARISON

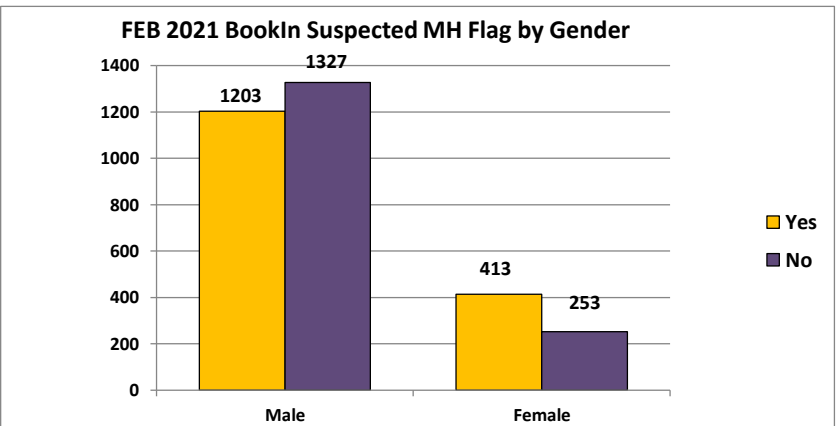
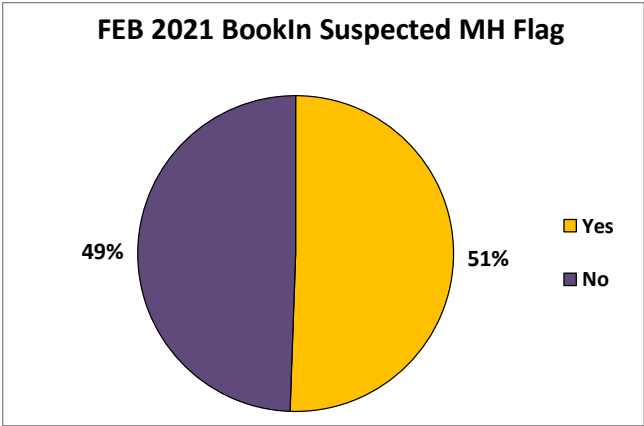
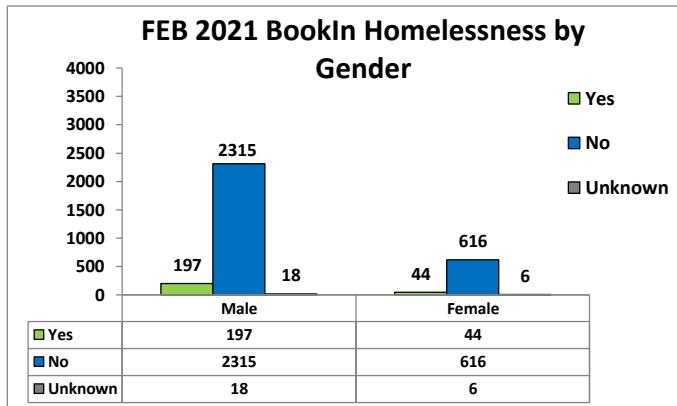
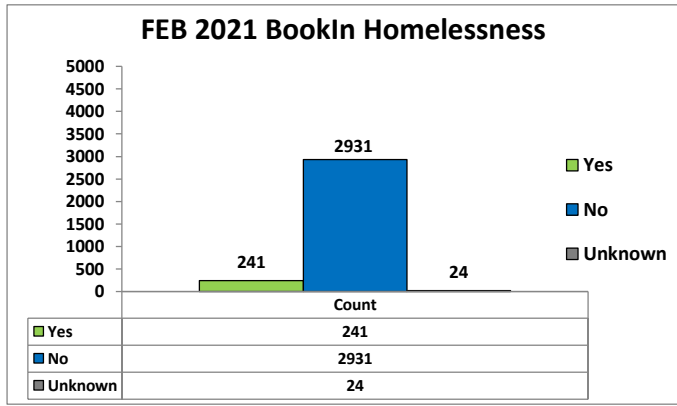
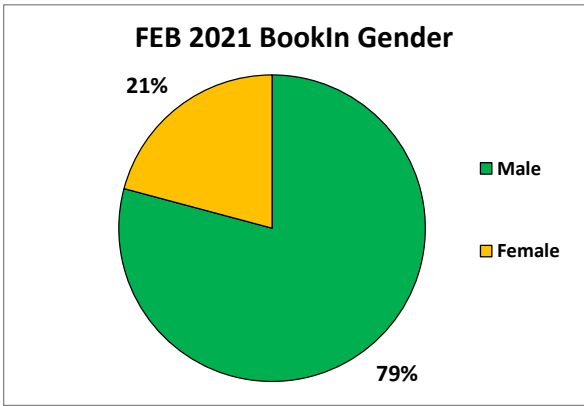


Jail Pop Buckets	Jail Pop Category
Misdnmr filed-pend	Court
Fel.pend excl.SJF	Court
State Jail Fel only	Court
Default	Default
Out of Co/State	Hold external
US Marshal	Hold external
TYC hold	Hold external
Immigration hold	Hold external
Contract	Hold external
US Military	Hold external
SAFPF	Hold internal
Sp.Pgrms	Hold internal
Incompetent	Hold internal
Bench Warrants	Legal Process
TDC <10y/appeal	Legal Process-Appeal
Sentd SJF/appeal	Legal Process-Appeal
Parole Vio.	Parole/Probation
PV-Felony	Parole/Probation
PV-Misdnmr	Parole/Probation
Felony not filed	Pre-filing/Indictment
Felony pend GJ	Pre-filing/Indictment
Misdnmr not filed	Pre-filing/Indictment
SJF-Serv Co Jail	Serving Time
Serv as Con of Prob.	Serving Time
Serv Co time/ fines	Serving Time
Serv fines/ fees only	Serving Time
Cntmpt-in Jail	Serving Time
Class C only	Serving Time
TDC over 10yrs	TDC
Sentenced SJF	TDC

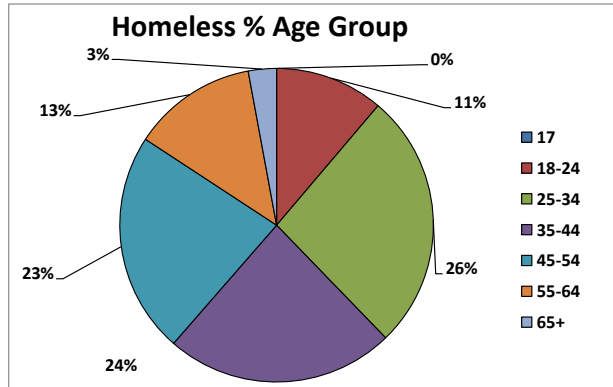
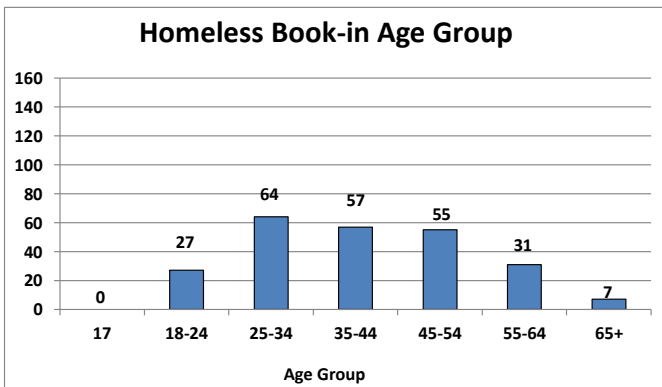
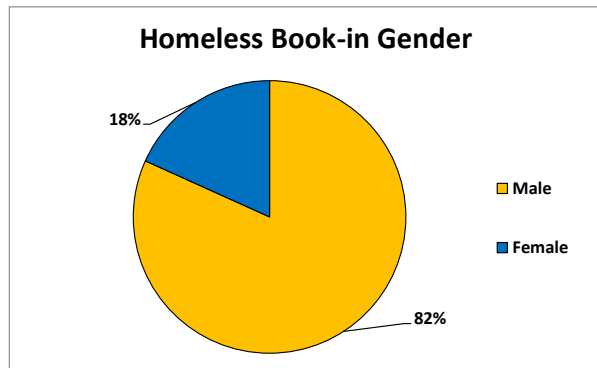
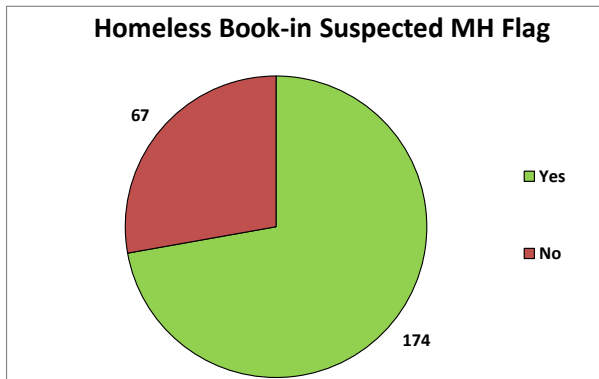
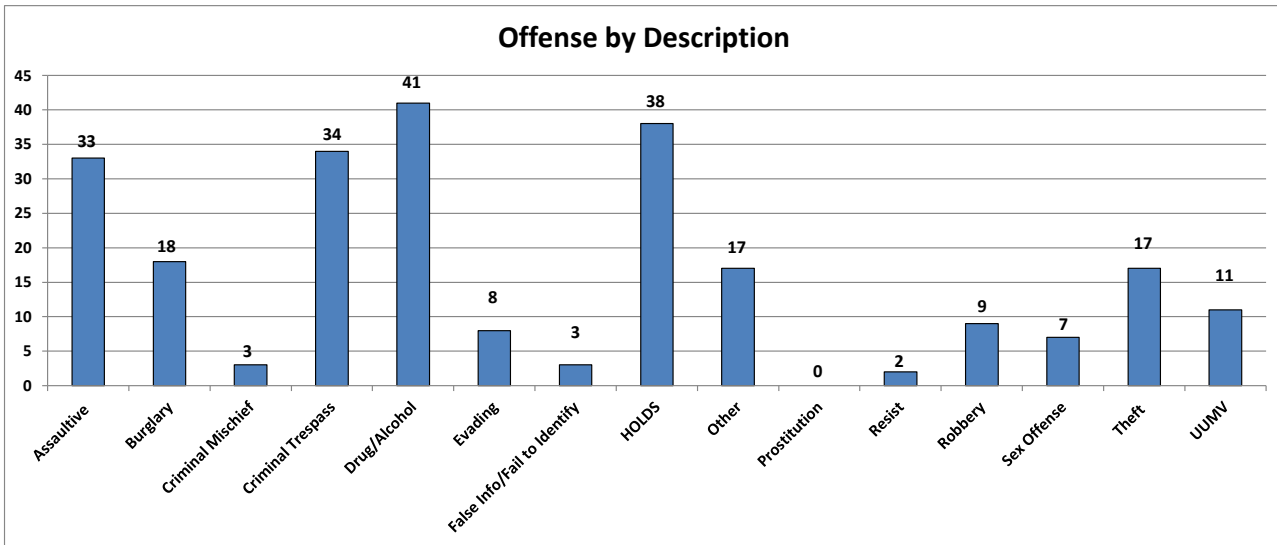
FEB 2021 Jail Pop DEWR Snapshot



FEB 2021 BOOK-INS SNAPSHOT



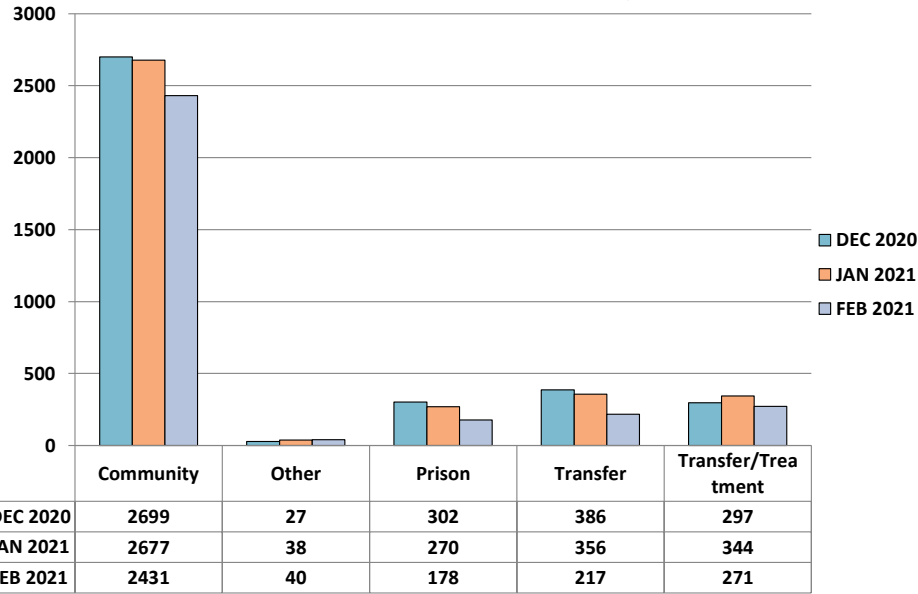
Homeless February 2021 Book-ins



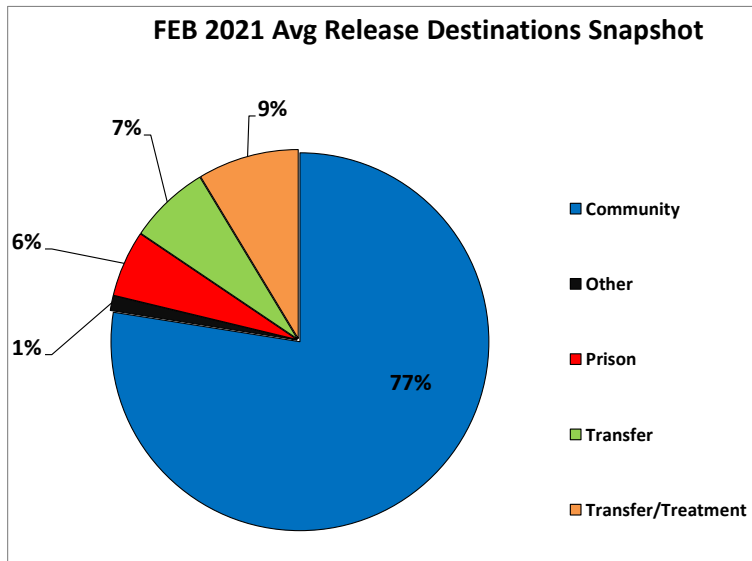
MONTHLY RELEASE TOTALS BY CATEGORY

RELEASE CATEGORY	Feb 19	Feb 20	Jan 21	Feb 21
BENCH WARRANT-READY TO RETURN	0	0	0	0
BOND REINSTATED	0	27	26	29
Deceased	0	1	1	0
DRY WRIT	26	0	0	0
DRY WRIT-CASE NOT FILED	0	0	0	0
ERROR-DUPLICATE CASE	0	0	0	0
ERROR- WRONG CASE #	0	0	0	0
Escaped	0	0	0	0
Failed to Report	0	0	0	0
FELONY REDUCED TO MISDEMEANOR	0	0	0	0
Failed to Return to Work Release	0	0	0	0
Finding of Facts Release	13	0	0	0
HOLD ADDED IN ERROR	0	0	0	0
Judicial Treatment Center/Wilmer	65	40	31	30
MISDEMEANOR REDUCED TO CLASS C	0	47	6	6
MOTION TO RELEASE	0	0	40	31
No Billed	0	5	8	6
Other	98	59	36	40
Paid Fine	1	1	0	1
Parole in Absentia or Pre Parole Transfer	3	0	0	1
Parole Warrant Withdrawn	74	44	31	42
Posted Cash Bond	140	165	233	233
Posted Personal Recognizance Bond	567	153	97	88
POSTED PR BOND	0	234	318	205
Posted Pre-trial Bond	16	10	4	12
Posted PT Personal Recognizance Bond	8	3	28	21
Posted Surety Bond	888	908	1262	1188
Posted Writ Bond	1	0	0	1
PROBATION DISCHARGED	0	5	13	6
RELEASE PER SHOCK PROBATION	0	0	0	0
Released By Order of the Court	129	62	61	46
Released on Probation	186	143	157	131
Released per Agency Pick Time Expired	198	229	0	0
RELEASED PER AGENCY PICK-UP TIME EXPIRED	0	0	1	0
Released per Art 14.06/Magistrate Order	0	5	0	2
RELEASED PER CASE REJECTED BY DA	0	15	25	31
RELEASED PER DISCHARGE IN ABSENTIA	0	2	1	0
RELEASED PER DPD RELEASE CHARGE	0	6	12	18
Released per DPD/Class C Only	572	384	0	6
RELEASED PER FINDING OF FACTS	0	13	22	9
Released per Investigating Agency	13	9	17	18
RELEASED PER INVESTIGATIVE AGENCY	0	3	29	32
RELEASED PER MEDICAL REASONS	0	10	0	0
RELEASED PER PIA MANDATORY	0	0	2	1
Released per Teletype	266	219	15	14
Released to Dallas County Agency	194	115	2	3
Released to INS/Border Patrol	207	191	132	26
Released to Investigating Agency	17	7	5	5
Released to Mental Facility	38	44	13	17
Released to Military	0	0	0	0
Released to Out of County Agency	365	357	191	166
Released to Out of State Agency	38	31	26	15
RELEASED TO PAROLE OFFICER	0	26	13	20
Released to Special Program	215	272	300	221
RELEASED TO TDC	0	192	129	101
RELEASED TO TDC-ISF	0	3	7	16
Released to TDCJ	395	174	110	32
RELEASED TO U.S. MARSHALL	0	0	0	0
Released to US Marshall	29	40	24	29
Removed from furlough	0	0	1	0
SENTENCED TO DEATH	0	0	0	0
Served Time	365	277	203	208
Served Time and/or Paid Fine	2	1	1	0
TRANSFERRED TO INS/BORDER PATROL	0	4	0	0
TRANSFERRED TO A MENTAL FACILITY	0	3	0	2
TRANSFERRED TO A FEDERAL AGENCY	0	1	0	2
TRANSFERRED TO A SPECIAL PROGRAM	0	5	0	1
WARRANT WITHDRAWN	0	40	52	25
TOTAL RELEASES	5129	4585	3685	3137

3-MONTH AVG Release Destinations Comparison



FEB 2021 Avg Release Destinations Snapshot

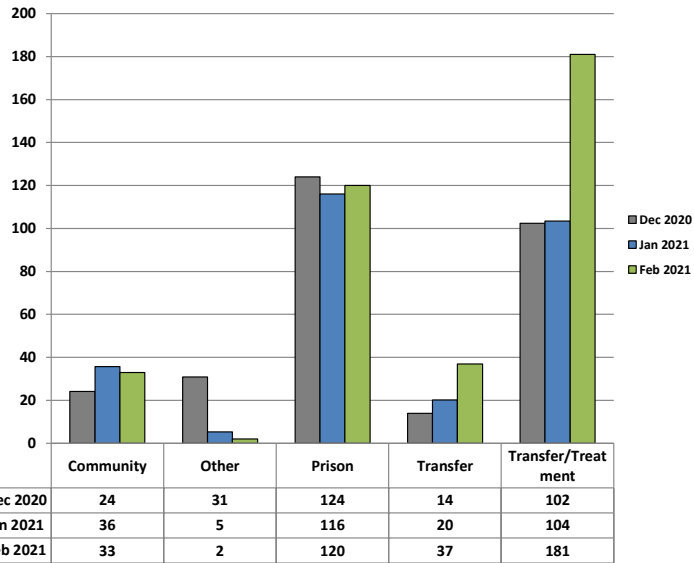


Release Reasons	Release Destination
BENCH WARRANT-READY TO RETURN	Community
BOND REINSTATED	Community
Deceased	Other
DRY WRIT	Community
DRY WRIT-CASE NOT FILED	Community
ERROR-DUPLICATE CASE	Other
ERROR- WRONG CASE #	Other
Escaped	Other
Failed to Report	Other
Failed to Return to Work Release	Other
FELONY REDUCED TO MISDEMEANOR	Community
Finding of Facts Release	Community
HOLD ADDED IN ERROR	Community
Judicial Treatment Center/Wilmer	Transfer/Treatment
MISDEMEANOR REDUCED TO CLASS C	Community
MOTION TO RELEASE	Community
No Billed	Community
Other	Other
Paid Fine	Community
Parole in Absentia or Pre Parole Transfer	Community
Parole Warrant Withdrawn	Community
Posted Cash Bond	Community
Posted Personal Recognizance Bond	Community
POSTED PR BOND	Community
Posted Pre-trial Bond	Community
Posted PT Personal Recognizance Bond	Community
Posted Surety Bond	Community
Posted Writ Bond	Community
PROBATION DISCHARGED	Community
RELEASE PER SHOCK PROBATION	Community
Released By Order of the Court	Community
Released on Probation	Community
Released per Agency Pick Time Expired	Community
RELEASED PER AGENCY PICK-UP TIME EXPIRE	Community
Released per Art 14.06/Magistrate Order	Community
RELEASED PER CASE REJECTED BY DA	Community
RELEASED PER DISCHARGE IN ABSENTIA	Community
RELEASED PER DPD RELEASE CHARGE	Community
Released per DPD/Class C Only	Community
RELEASED PER FINDING OF FACTS	Community
Released per Investigating Agency	Community
RELEASED PER INVESTIGATIVE AGENCY	Community
RELEASED PER MEDICAL REASONS	Transfer/Treatment
RELEASED PER PIA MANDATORY	Community
Released per Teletype	Community
Released to Dallas County Agency	Transfer
Released to INS/Border Patrol	Transfer
Released to Investigating Agency	Transfer
Released to Mental Facility	Transfer/Treatment
Released to Military	Transfer
Released to Out of County Agency	Transfer
Released to Out of State Agency	Transfer
RELEASED TO PAROLE OFFICER	Community
Released to Special Program	Transfer/Treatment
RELEASED TO TDC	Prison
RELEASED TO TDC-ISF	Prison
Released to TDCJ	Prison
RELEASED TO U.S. MARSHALL	Prison
Released to US Marshal	Prison
Removed from furlough	Other
SENTENCED TO DEATH	Other
Served Time	Community
Served Time and/or Paid Fine	Community
TRANSFERRED TO A MENTAL FACILITY	Transfer/Treatment
TRANSFERRED TO A FEDERAL AGENCY	Transfer
TRANSFERRED TO A SPECIAL PROGRAM	Transfer/Treatment
TRANSFERRED TO INS/BORDER PATROL	Transfer
WARRANT WITHDRAWN	Community

**AVERAGE LENGTH OF STAY
IN JAIL BASED ON RELEASE REASON**

RELEASE CATEGORY	2019 Avg	2020 Avg	Jan 2021	Feb 2021	2021 Avg
BENCH WARRANT-READY TO RETURN	0	1	0	0	0
BOND REINSTATED	1	11	11	20	16
Deceased	61	49	30	0	15
DRY WRIT	0	1	0	0	0
DRY WRIT-CASE NOT FILED	0	0	0	0	0
ERROR-DUPLICATE CASE	0	0	0	0	0
ERROR- WRONG CASE #	0	1	0	0	0
Escaped	5	0	0	0	0
Failed to Report	1	0	0	0	0
Failed to Return to Work Release	0	0	0	0	0
FELONY REDUCED TO MISDEMEANOR	0	16	0	0	0
Finding of Facts Release	7	1	0	0	0
HOLD ADDED IN ERROR	0	1	0	0	0
Judicial Treatment Center/Wilmer	68	105	112	126	119
MISDEMEANOR REDUCED TO CLASS C	2	12	19	11	15
MOTION TO RELEASE	0	8	7	9	8
No Billed	29	40	40	43	42
Other	22	10	10	14	12
Paid Fine	1	1	0	1	1
Parole in Absentia or Pre Parole Transfer	81	38	0	194	97
Parole Warrant Withdrawn	43	57	33	53	43
Posted Cash Bond	1	3	1	3	2
Posted Personal Recognizance Bond	7	10	8	6	7
POSTED PR BOND	1	10	7	6	7
Posted Pre-trial Bond	3	3	2	4	3
Posted PT Personal Recognizance Bond	5	20	4	6	5
Posted Surety Bond	5	7	7	7	7
Posted Writ Bond	4	0	0	4	2
PROBATION DISCHARGED	5	15	17	52	35
RELEASE PER SHOCK PROBATION	0	0	0	0	0
Released By Order of the Court	18	44	36	61	49
Released on Probation	38	60	77	78	78
Released per Agency Pick Time Expired	14	7	0	0	0
RELEASED PER AGENCY PICK-UP TIME EXPIRED	0	0	0	0	0
Released per Art 14.06/Magistrate Order	27	27	16	1	9
RELEASED PER CASE REJECTED BY DA	2	11	11	20	16
RELEASED PER DISCHARGE IN ABSENTIA	2	95	371	0	186
RELEASED PER DPD RELEASE CHARGE	1	11	13	11	12
Released per DPD/Class C Only	15	7	0	0	0
Released per finding of fact/Dry Writ	9	1	0	0	0
RELEASED PER FINDING OF FACTS	1	7	8	9	9
Released per Investigating Agency	14	41	12	54	33
RELEASED PER INVESTIGATIVE AGENCY	1	31	40	62	51
RELEASED PER MEDICAL REASONS	2	4	0	0	0
RELEASED PER PIA MANDATORY	0	118	562	512	537
Released per Teletype	11	33	34	31	33
Released to Dallas County Agency	12	44	11	110	61
Released to INS/Border Patrol	34	44	48	55	52
Released to Investigating Agency	8	15	17	51	34
Released to Mental Facility	184	257	427	315	371
Released to Military	1	4	0	0	0
Released to Out of County Agency	22	39	45	47	46
Released to Out of State Agency	26	35	40	35	38
RELEASED TO PAROLE OFFICER	12	61	44	32	38
Released to Special Program	62	65	82	68	75
RELEASED TO TDC	18	142	171	213	192
RELEASED TO TDC-ISF	9	63	74	91	83
Released to TDCJ	120	115	178	133	156
RELEASED TO U.S. MARSHALL	0	0	0	0	0
Released to US Marshal	100	156	157	164	161
Removed from furlough	1	0	7	0	4
SENTENCED TO DEATH	0	0	0	0	0
Served Time	21	37	47	45	46
Served Time and/or Paid Fine	1	1	1	0	1
TRANSFERRED TO INS/BORDER PATROL	17	23	0	0	0
TRANSFERRED TO A MENTAL FACILITY	33	151	0	394	197
TRANSFERRED TO A FEDERAL AGENCY	0	4	0	1	1
TRANSFERRED TO A SPECIAL PROGRAM	24	56	0	181	91
WARRANT WITHDRAWN	9	57	38	31	35
Avg length stay in-jail for those released in the yr/mon	yr/18	yr/34	mon/42	mon/49	yr/46
Total/Total Avg Releases for Month/Yr	5216	3871	3685	3137	3411

3-Month Total Avgs of Length of Stay in Jail Based on Release Destination



Release Reasons	Length of Stay in Jail based on Release Destination
BENCH WARRANT-READY TO RETURN	Community
BOND REINSTATED	Community
Deceased	Other
DRY WRIT	Community
DRY WRIT-CASE NOT FILED	Community
ERROR-DUPLICATE CASE	Other
ERROR- WRONG CASE #	Other
Escaped	Other
Failed to Report	Other
Failed to Return to Work Release	Other
FELONY REDUCED TO MISDEMEANOR	Community
Finding of Facts Release	Community
HOLD ADDED IN ERROR	Community
Judicial Treatment Center/Wilmer	Transfer/Treatment
MISDEMEANOR REDUCED TO CLASS C	Community
MOTION TO RELEASE	Community
No Billed	Community
Other	Other
Paid Fine	Community
Parole in Absentia or Pre Parole Transfer	Community
Parole Warrant Withdrawn	Community
Posted Cash Bond	Community
Posted Personal Recognizance Bond	Community
POSTED PR BOND	Community
Posted Pre-trial Bond	Community
Posted PT Personal Recognizance Bond	Community
Posted Surety Bond	Community
Posted Writ Bond	Community
PROBATION DISCHARGED	Community
RELEASE PER SHOCK PROBATION	Community
Released By Order of the Court	Community
Released on Probation	Community
Released per Agency Pick Time Expired	Community
RELEASED PER AGENCY PICK-UP TIME EXPIRED	Community
Released per Art 14.06/Magistrate Order	Community
RELEASED PER CASE REJECTED BY DA	Community
RELEASED PER DISCHARGE IN ABSENTIA	Community
RELEASED PER DPD RELEASE CHARGE	Community
Released per DPD/Class C Only	Community
RELEASED PER FINDING OF FACTS	Community
Released per Investigating Agency	Community
RELEASED PER INVESTIGATIVE AGENCY	Community
RELEASED PER MEDICAL REASONS	Transfer/Treatment
RELEASED PER PIA MANDATORY	Community
Released per Teletype	Community
Released to Dallas County Agency	Transfer
Released to INS/Border Patrol	Transfer
Released to Investigating Agency	Transfer
Released to Mental Facility	Transfer/Treatment
Released to Military	Transfer
Released to Out of County Agency	Transfer
Released to Out of State Agency	Transfer
RELEASED TO PAROLE OFFICER	Community
Released to Special Program	Transfer/Treatment
RELEASED TO TDC	Prison
RELEASED TO TDC-ISF	Prison
Released to TDCJ	Prison
RELEASED TO U.S. MARSHALL	Prison
Released to US Marshal	Prison
Removed from furlough	Other
SENTENCED TO DEATH	Other
Served Time	Community
Served Time and/or Paid Fine	Community
TRANSFERRED TO A MENTAL FACILITY	Transfer/Treatment
TRANSFERRED TO A FEDERAL AGENCY	Transfer
TRANSFERRED TO A SPECIAL PROGRAM	Transfer/Treatment
TRANSFERRED TO INS/BORDER PATROL	Transfer
WARRANT WITHDRAWN	Community

PRE-INDICTMENT WAIVERS BY COURT BY MONTH

	CDC1	CDC2	CDC3	CDC4	CDC5	CDC6	CDC7	194th	195th	203rd	204th	265th	282nd	283rd	291st	292nd	363rd	Total	
DATE																			Total
2018 Year Totals	203	112	83	173	103	166	120	63	180	151	229	165	66	180	119	138	76	2327	
Year Avg	17	9	7	14	9	14	10	5	15	13	19	14	6	15	10	12	6	194	
DATE																			Total
2019 Year Totals	149	109	68	100	50	101	92	66	124	121	141	91	53	64	71	109	54	1563	
Year Avg	12	9	6	8	4	8	8	6	10	10	12	8	4	5	6	9	5	130	
DATE																			Total
2020 Year Totals	129	112	75	88	65	115	78	71	160	95	108	89	61	125	84	126	96	1677	
Year Avg	11	9	6	7	5	10	7	6	13	8	9	7	5	10	7	11	8	140	
Jan 21	9	2	2	9	5	3	6	5	10	6	6	4	12	11	6	7	3	106	
Feb 21	6	13	3	4	4	11	4	3	6	9	4	9	5	1	0	13	7	102	
Mar 21																		0	
Apr 21																		0	
May 21																		0	
Jun 21																		0	
Jul 21																		0	
Aug 21																		0	
Sep 21																		0	
Oct 21																		0	
Nov 21																		0	
Dec 21																		0	
2021 Year Totals	15	15	5	13	9	14	10	8	16	15	10	13	17	12	6	20	10	208	
Year Avg	8	8	3	7	5	7	5	4	8	8	5	7	9	6	3	10	5	17	

DISPOSITION TOTALS BY FELONY COURT

2019	Jan	Feb	Mar	April	May	Jun	Jul	Aug	Sept	Oct	Nov	Dec	Average	
Avg	181	166	163	159	195	147	170	183	154	177	136	135	164	1966
TOTAL DISPOSTIONS	3074	2828	2778	2703	3310	2501	2896	3108	2613	3001	2316	2298	2786	33,426
2020	Jan	Feb	Mar	April	May	Jun	Jul	Aug	Sept	Oct	Nov	Dec	Average	
Avg	150	150	140	84	90	108	124	122	131	171	117	135	127	1522
TOTAL DISPOSTIONS	2555	2552	2381	1431	1538	1840	2104	2066	2233	2899	1984	2299	2157	25,882
2021	Jan	Feb	Mar	April	May	Jun	Jul	Aug	Sept	Oct	Nov	Dec	Average	
CDC1	116	123											120	239
CDC2	122	144											133	266
CDC3	75	78											77	153
CDC4	114	93											104	207
CDC5	112	84											98	196
CDC6	118	134											126	252
CDC7	99	85											92	184
194TH	140	93											117	233
195TH	132	127											130	259
203RD	117	98											108	215
204TH	138	116											127	254
265TH	149	100											125	249
282ND	124	83											104	207
283RD	111	94											103	205
291ST	100	88											94	188
292ND	164	144											154	308
363RD	115	90											103	205
Avg	120	104	#DIV/0!	#DIV/0!	#DIV/0!	#DIV/0!	#DIV/0!	#DIV/0!	#DIV/0!	#DIV/0!	#DIV/0!	#DIV/0!	112	225
TOTAL DISPOSTIONS	2046	1774	0	0	0	0	0	0	0	0	0	0	1910	3,820

Average Jail Pop Totals for Pending Dispos by Court

02/01/2021-02/28/2021

DATE	CDC 1	CDC 2	CDC 3	CDC 4	CDC 5	CDC 6	CDC 7	194	195	203	204	265	282	283	291	292	363	Total
	YOO	KENNEDY	RILEY	COLLINS	THOMPSON	HOWARD	ANYIAM	WHITE	GARZA	JONES	KEMP	BENNETT	DAVIS	MAYS	MITCHELL	BIRMINGHAM	HOLMES	
02/01/21	198	176	190	218	204	243	189	233	197	213	170	159	193	176	185	192	179	3315
02/02/21	195	171	192	215	208	240	191	232	197	213	171	161	193	177	184	187	183	3310
02/03/21	198	173	193	213	208	247	193	229	203	215	173	164	190	174	184	186	177	3320
02/04/21	198	175	194	211	208	244	197	228	206	215	169	166	193	171	186	185	180	3326
02/05/21	196	179	194	208	209	242	196	229	206	216	166	165	193	170	195	185	176	3325
02/08/21	191	175	187	213	206	240	197	231	211	213	162	164	190	174	195	185	176	3310
02/09/21	188	171	187	214	208	239	201	232	211	214	160	164	190	172	197	187	176	3311
02/10/21	187	175	187	220	214	242	199	234	207	217	164	171	187	177	195	188	170	3334
02/11/21	183	174	191	216	216	235	202	233	206	216	167	170	184	177	200	190	170	3330
02/12/21	182	175	191	218	216	237	202	233	207	217	169	170	183	179	198	191	168	3336
02/15/21	180	170	189	218	214	236	205	229	202	218	168	169	182	177	194	189	166	3306
02/16/21	180	170	189	218	214	236	206	229	202	218	168	169	184	177	194	189	166	3309
02/17/21	180	170	189	218	214	235	206	230	202	218	168	170	183	177	194	189	166	3309
02/18/21	181	170	189	219	214	235	205	230	204	218	169	170	182	177	194	189	165	3311
02/19/21	181	169	190	220	214	235	205	230	202	218	170	170	180	176	196	189	166	3311
02/22/21	181	169	188	218	214	235	205	228	202	222	171	171	180	176	197	193	167	3317
02/23/21	183	166	188	217	215	236	202	229	199	225	172	170	180	177	194	192	167	3312
02/24/21	189	161	187	219	215	235	201	234	201	222	174	171	180	175	195	192	166	3317
02/25/21	189	163	186	222	216	229	199	233	202	223	174	173	182	177	199	190	167	3324
02/26/21	185	162	185	219	220	231	199	236	199	221	171	172	180	180	202	189	164	3315
Feb. AVG	187	171	189	217	212	238	200	231	203	218	169	168	185	176	194	189	171	3159
	↓	★	↑	↓	↑	↑	↑	↑	↑	↑	★	★	↓	↑	↑	↓	★	
Rankings	7	T-3	T-8	14	13	17	11	16	12	15	T-2	1	6	5	10	T-8	T-3	

STATE JAIL INITIATIVE STATISTICS

Month For the Month Ending	PLEAS			REVOICATIONS			TRIALS			DISMISSALS	WAIVERS	DISPOSITIONS
	By Court	By Mag	Total	By Court	By Mag	Total	By Court	By Jury	Total			
92 February 2019	311	204	515	97	0	97	0	0	0	31	45	643
104 February 2020	238	177	415	93	0	93	3	0	3	119	65	630
105 March 2020	290	123	413	99	0	99	1	0	1	113	61	626
106 April 2020	180	108	288	85	0	85	0	0	0	70	99	443
107 May 2020	146	115	261	89	0	89	0	0	0	97	56	447
108 June 2020	182	78	260	106	0	106	0	0	0	211	30	577
109 July 2020	236	109	345	97	0	97	0	0	0	269	34	711
110 August 2020	230	105	335	95	0	95	0	0	0	128	42	558
111 September 2020	205	119	324	101	0	101	0	0	0	83	40	508
112 October 2020	351	151	502	118	0	118	0	0	0	176	50	796
113 November 2020	221	100	321	64	0	64	0	0	0	129	66	514
114 December 2020	242	123	365	72	0	72	0	0	0	155	64	592
115 January 2021	247	108	355	81	0	81	0	0	0	165	75	601
116 February 2021	210	91	301	86	0	86	0	0	0	122	61	509
Average	436	219	656	156	0	156	0	1	1	42	66	855

Defendants in jail pending lab analysis								
Date	DEA	DPS	Tarrant	SWIFS	NMS	ARMSTRONG	Total	Total SWIFS over 30 days
01/09/18	3	72	14	38			127	0
02/05/18	2	44	13	65			124	0
03/09/18	1	60	16	41			118	1
04/10/18	3	68	14	25			110	0
05/07/18	2	97	19	54			172	0
06/09/18	2	106	20	58			186	1
07/09/18	2	103	6	50			161	3
08/06/18	1	95	1	38			135	1
09/04/18	2	100	0	21			123	0
10/16/18	0	121	0	7			128	0
11/13/18	0	161	0	37			198	0
12/12/18	0	141	0	38			179	0
01/04/19	0	163	0	36			199	0
02/05/19	0	162	0	34			196	0
03/07/19	0	107	0	4			111	0
04/10/19	0	86	0	18			104	0
05/10/19	0	91	0	18			109	0
06/10/19	0	61	0	19			80	1
07/05/19	3	55	0	8			66	0
08/09/19	4	30	2	22			58	0
09/10/19	5	19	0	13			37	0
10/09/19	4	17	6	13			40	0
11/09/19	4	14	1	6			25	0
12/06/19	4	16	0	5			25	0
01/07/20	1	15	0	0			16	0
02/07/20	1	27	0	6			34	2
03/02/20	0	8	0	3			11	0
04/03/20	0	14	0	2			16	0
05/08/20	0	10	0	4			14	2
06/05/20	0	11	0	0	2	1	14	0
07/06/20	0	20	0	0	1	1	22	0
08/04/20	0	8	0	1	0	1	10	1
09/04/20	0	22	0	9	0	2	33	3
10/04/20	0	12	0	1	1	0	14	1
11/06/20	0	20	0	5	2	0	27	1
12/03/20	0	15	0	2	0	0	17	1
01/04/21	0	10	0	14	0	1	25	14
02/04/21	0	12	0	5	1	0	18	5
03/04/21	0	17	0	18	1	0	36	18

FY2021 Public Defender's Office Summary Statistics for Misdemeanor Courts February 2021		
Court/Judge	New Cases	Total Dispositions
CCC #1/Patterson (2 PD AVG 200)	87	61
CCC #2/Hayes (1 PD AVG 100)	100	52
CCC #3/Moorehead (2 PD AVG 200)	108	58
CCC #4/Mulder (1 PD AVG 100)	71	118
CCC #5/Green (1 PD AVG 100)	88	105
CCC #6/King (1 PD AVG 100)	68	62
CCC #7/Edwards (1 PD AVG 100)	79	43
CCC #8/White (1 PD AVG 100)	83	30
CCC #9/Hoffman (1 PD AVG 100)	100	60
CCC #10/Mullin (No PD)	0	0
CCC #11/Kelly (1 PD AVG 75)	75	28
CCCAP #2/Luther (1 PD AVG 100)	102	62
Floater (1 PD AVG 100)	43	28
Y-T-D Totals	1004	707
Courts are required to assign an average of 100 cases per month to each PD.		

The winter storm impacted the number of new cases received.

CCC 1: One position was vacant in this two PD court until the last week in February.

CCC 11: Court is a family violence court and the numbers in this court are typically lower compared to non-family violence courts.

FY2021 Public Defender's Office Summary Statistics for Felony Courts February 2021		
Court/Judge	New Cases	Total Dispositions
CDC - Clinton (1 PD AVG. 30)	26	27
CDC #2 - Kennedy (4 PD AVG. 120)	119	127
CDC #3 - G. Lewis (2 PD AVG. 60)	62	42
CDC #4 - Collins (2 PD AVG. 60)	59	92
CDC #5 - Thompson (2 PD AVG. 60)	60	27
CDC #6 - Howard (1 PD AVG. 30)	30	26
CDC #7 - Anyiam (1 PD AVG. 30)	31	27
194th - White (3 PD AVG. 90)	78	75
195th - Garza (2 PD AVG. 60)	62	52
203rd - Jones (2 PD AVG. 60)	61	43
204th - Kemp (No PD)	0	0
265th - Bennett (2 PD AVG. 60)	67	50
282nd - Givens (No PD)	0	0
283rd - Mays (2 PD AVG. 60)	61	35
291st - Huff (2 PD AVG. 60)	61	39
292nd - Birmingham (2 PD AVG. 60)	60	49
363rd - Holmes (2 PD AVG. 60)	62	66
Y-T-D Totals	899	777
Courts are required to assign between 30 & 35 cases per month per PD.		

HARRY INGRAM		FY2021 ATLAS STATISTICS											203rd				
MONTH	BEGINNING # OF PENDING CASES	+NEW CASES RECEIVED THIS MONTH	=TOTAL CASES	TBJ	TBC	PLEAS	REV	GRADUATES	PROBATION MODIFICATIONS	DISMISSALS	OTHERS	TOTAL DISPOSITIONS	ENDING # PENDING CASES **	CURRENT ATLAS PARTICIPANTS	CURRENT PARTICIPANTS IN CUSTODY	FORMER ATLAS PARTICIPANTS	BOND
February	8	2	10	0	0	0	0	3	0	0	0	3	7	5	0	0	5

HARRY INGRAM		FY2021 MISDEMEANOR DIVERT MENTAL HEALTH COURT STATS											CCCAP1/WADE			
MONTH	BEGINNING # OF PENDING CASES	Rediverts	+NEW CASES RECEIVED THIS MONTH	=TOTAL CASES	TBJ	TBC	PLEAS	DISMISSAL	OTHER	TOTAL DISPOSITIONS	ENDING # PENDING CASES **	CURRENT PARTICIPANTS	NUMBER OF GRADUATES	BOND***		
February	22	1	0	23	0	0	1	1	0	2	21	9	1	8		

HARRY INGRAM		FY2021 S.E.T. STATISTICS											291st				
MONTH	BEGINNING # OF PENDING CASES	+NEW CASES RECEIVED THIS MONTH	=TOTAL CASES	TBJ	TBC	PLEAS	REV	GRADUATES	PROBATION MODIFICATIONS	DISMISSALS	OTHERS	TOTAL DISPOSITIONS	ENDING # PENDING CASES **	CURRENT PARTICIPANTS	CURRENT PARTICIPANTS IN CUSTODY	FORMER PARTICIPANTS	BOND
February	64	3	67	0	0	0	0	0	0	0	3	3	64	24	1	0	

February		FY2021 MHPD STATS												
	BEGINNING # OF PENDING CASES	+NEW CASES RECEIVED THIS MONTH	=TOTAL CASES	TRIALS	PLEAS	COND. DISM.	REVK	REVC	DISMISSALS	INCOMPLETE	REFERRALS	OTHER COUNSEL APPT.	TOTAL CLOSED	
R. Lenox	233	17	250	0	0	3	0	0	0	2	0	1	6	
L. Strather	241	19	260	0	3	4	0	0	1	3	1	2	14	

February		FY2021 FELONY COMPETENCY STATISTICS														
MONTH	BEGINNING # OF CASES	NEW CASES THIS MONTH	TBJ	TBC	Alt. Trial Dispos.	PLEAS	REVO-CATIONS	DISMISSALS	PROBATION	COMP. HRG.	EXTENSIONS	CIVIL COMMIT.	MHMR REFERRAL	CONSULTS	OTHER	ENDING # OF PEOPLE IN OCR
M. Harden	172	5	0	0	0	0	3	6	0	5	2	0	0	0	0	12
R. Scott	12	1	0	0	0	0	0	1	0	0	0	0	0	0	0	0

RANDALL SCOTT		FY2021 MISDEMEANOR COMPETENCY STATISTICS														
MONTH	BEGINNING # OF CASES	NEW CASES THIS MONTH	TBJ	TBC	Alt. Trial Dispos.	PLEAS	REVO-CATIONS	DISMISSALS	PROBATION	COMP. HRG.	EXTENSIONS	CIVIL COMMIT.	MHMR REFERRAL	CONSULTS	OTHER	ENDING # OF PEOPLE IN OCR
February	113	50	0	0	1	0	0	35	0	10	0	1	0	0	0	0

February		MI Court																				
MONTH	TOTAL NEW CASES RECEIVED	NEW CLIENTS AT TERRELL	NEW CLIENTS AT GREEN OAKS	NEW CLIENTS AT MEDICAL CENTER MCKINNEY	NEW CLIENTS AT PARK AND	NEW CLIENTS AT DALLAS BEHAVIORAL HEALTH	NEW CLIENTS AT GARLAND BEHAVIORAL	NEW CLIENTS AT CLEMENTS (formerly ZALE LIPSHY)	NEW CLIENTS AT SUNDANCE BEHAVIORAL HEALTHCARE	NEW CLIENTS AT HICKORY TRAILS	NEW CLIENTS AT METHODIST RICHARDSON	NEW CLIENTS AT DALLAS PRESBYTERIAN	NEW CLIENTS AT VA	NEW CLIENTS AT WELLB RIDGE	NEW CLIENTS AT GLEN OAKS	NEW CLIENTS AT TEXOMA	NEW CLIENTS AT HAVEN	NEW CLIENTS AT PERIMETER BEHAVIORAL HEALTHCARE	PROBABLE CAUSE HEARINGS HELD	NO CONTEST COMMIT	CONTESTED COMMIT	FORCED MEDS HEARING IN COURT
L. Roberts	120	11	0	35	0	0	60	0	0	0	0	0	0	0	13	0	0	1	1	0	23	22
C. Cox	128	0	0	0	105	0	0	1	0	0	0	22	0	0	0	0	0	0	0	0	11	8
K. Nelson	94	0	0	0	0	44	0	0	0	33	0	0	17	0	0	0	0	0	3	0	2	2
R. Black	86	0	60	0	0	0	0	0	0	0	20	0	0	6	0	0	0	0	2	0	5	5

DAN ECKSTEIN		MHPR BOND STATS										
MONTH	INITIAL ELIGIBILITY DAILY LIST (MH FLAGS)	MHPR BOND APPOINTMENTS FROM DAILY LIST (MH FLAGS MINUS THOSE SCREENED-OUT)	MHPR BOND GRANTED (# of clients)	MHPR BOND HEARING-BOND DENIED (# of clients)	TOTAL HEARINGS (# of clients)	Total # of Cases	Total # of Felony Cases	# of Felonies Approved	# of Felonies Denied	Total # of Misd. Cases	# of Misd's Approved	# of Misd's Denied
February	966	116	25	3	28	47	27	24	3	20	19	1

MENTAL HEALTH PERSONAL RECOGNIZANCE BONDS--ATTORNEY CASE APPOINTMENTS
OCTOBER 2020 - SEPTEMBER 2021

MISDEMEANOR	
TOTAL FY2021	762

PUBLIC DEFENDER	
Misdemeanors	401

FELONY	
TOTAL FY2021	573

PUBLIC DEFENDER	
TOTAL	150
FS	91
F3	36
F2	16
F1	7

*This is the total number of misdemeanor cases for clients considered for MH PR Bonds for the defined period. Of these cases, the numbers below reflect the attorneys appointed to handle the cases beyond the MH PR Bond hearing.

PRIVATE APPOINTED	
Misdemeanors	115

PRIVATE RETAINED	
Misdemeanors	3

NO ATTORNEY	
Misdemeanors	243

**This is the total number of felony cases for clients considered for MH PR Bonds for the defined period. Of these cases, the numbers below reflect the attorneys appointed to handle the cases beyond the MH PR Bond hearing.

PRIVATE APPOINTED	
TOTAL	218
FS	104
F3	63
F2	42
F1	9

PRIVATE RETAINED	
TOTAL	6
FS	2
F3	2
F2	0
F1	2

NO ATTORNEY	
TOTAL	199
FS	108
F3	54
F2	22
F1	15

*The numbers below for each month may change as attorneys are appointed on cases which previously had no attorney appointed, and are most accurate 60 days out.

	Public Defender					Private Appointed					Private Retained					No Attorney				
	Misd	FS	F3	F2	F1	Misd	FS	F3	F2	F1	Misd	FS	F3	F2	F1	Misd	FS	F3	F2	F1
Oct-20	97	26	3	8	2	33	41	18	11	1	0	0	1	0	1	83	35	25	8	2
Nov-20	80	24	13	3	2	39	20	13	2	1	1	1	0	0	1	18	9	2	2	1
Dec-20	109	17	7	3	1	26	25	14	13	3	0	0	0	0	0	22	5	6	2	2
Jan-21	69	14	5	2	2	10	9	11	7	2	1	0	1	0	0	80	39	15	6	7
Feb-21	46	10	8	0	0	7	9	7	9	2	1	1	0	0	0	40	20	6	4	3
Mar-21	0	0	0	0	0	0	0	0	0	0	0	0	0	0	0	0	0	0	0	0
Apr-21	0	0	0	0	0	0	0	0	0	0	0	0	0	0	0	0	0	0	0	0
May-21	0	0	0	0	0	0	0	0	0	0	0	0	0	0	0	0	0	0	0	0
Jun-21	0	0	0	0	0	0	0	0	0	0	0	0	0	0	0	0	0	0	0	0
Jul-21	0	0	0	0	0	0	0	0	0	0	0	0	0	0	0	0	0	0	0	0
Aug-21	0	0	0	0	0	0	0	0	0	0	0	0	0	0	0	0	0	0	0	0
Sep-21	0	0	0	0	0	0	0	0	0	0	0	0	0	0	0	0	0	0	0	0
TOTAL	401	91	36	16	7	115	104	63	42	9	3	2	2	0	2	243	108	54	22	15

Bond Hearings

Court	# OF CLIENTS	CLIENTS WITH MH DIAGNOSIS	# OF HEARINGS SET	# OF CASES	PR BOND GRANTED	BOND AMOUNT REDUCED	BOND AMOUNT NOT CHANGED	WAIVED	DISPOSED	DISMISSED	OTHER
CCC 1	25	15	32	30	14	0	3	10	1	0	4
CCC 2	42	24	71	63	32	11	5	10	0	0	13
CCC 3	40	14	59	60	17	11	15	13	0	0	3
CCC 4	29	9	33	33	12	0	1	12	0	0	8
CCC 5	32	11	50	49	16	2	7	17	0	0	8
CCC 6	29	10	32	31	8	2	1	16	3	0	2
CCC 7	20	10	28	25	11	5	0	3	0	0	9
CCC 8	28	13	35	35	13	3	1	12	0	0	6
CCC 9	36	24	56	56	14	16	10	13	0	0	3
CCC 10											
CCC 11	29	10	42	42	10	2	9	14	0	0	7
CCCAP2	38	12	61	61	11	13	3	27	0	0	7
TOTAL	348	152	499	485	158	65	55	147	4	0	70

- *# OF HEARINGS SET captures cases that may be heard more than once (ex: PR Bond is initially denied, or client is rearrested on the same charge).
- *WAIVED captures hearings waived by client request (ex: ICE hold, felony pending, etc.), or by attorney request due to competency concerns.
- *DISPOSED captures cases disposed plead in lieu of hearing, after hearing preparation; dismissals are recorded separately.
- *OTHER captures any situation not otherwise listed (ex: attorney hired day of hearing; bond posted of hearing, etc., only if client was interviewed and attorney prepared case for hearing).

**DALLAS COUNTY PRETRIAL RELEASE SERVICES MONTHLY REPORT
Caruth Grant MH PR Bond Stats Summary 2021**

Month	Year	Initial MH #	Eligible	# Signed orders	Presente	Denied	Other	Granted	Misdemeanor	Felony
January	2021	1562	204	276	36	5	1	30	12	29
February	2021	1129	116	158	27	3	0	24	17	21
March	2021									
April	2021									
May	2021									
June	2021									
July	2021									
August	2021									
September	2021									
October	2021									
November	2021									
December	2021									
TOTALS		2691	320	434	63	8	1	54	29	50

Yellow = Court Proceedings

Other = Granted MH Bond in court released by other means prior to PR bond posting

Misdemeanor and Felony totals calculated for individuals APPROVED & RELEASED on MH Bond

2017-2020 TOTALS

APR 17 - DEC 20	60813	8236	10502	2165	318	50	1797	1006	1546
-----------------	-------	------	-------	------	-----	----	------	------	------

Note:

April-October 2017: Misdemeanor and Felony totals included all cases presented for bond (approved and denied)

November 2017-Current: Misdemeanor and Felony totals included only cases APPROVED for bond

April 2017 - Present TOTALS

April 17 - Present	63504	8556	10936	2228	326	51	1851	1035	1596
--------------------	-------	------	-------	------	-----	----	------	------	------

Levels

Month	Year	Level 1	Level 2	Level 3	Level 4	TOTAL
January	2021	18	9	3	0	30
February	2021	15	7	2	0	24
March	2021					0
April	2021					0
May	2021					0
June	2021					0
July	2021					0
August	2021					0
September	2021					0
October	2021					0
November	2021					0
December	2021					0
TOTAL		33	16	5	0	54

Total number of levels approved, does not account for discharged/closed out files.

Discharges

Month	Year	Successful	Unsuccessful	Other	TOTAL	Success Rate%
January	2021	10	14	0	24	42%
February	2021	10	17	0	27	37%
March	2021				0	
April	2021				0	
May	2021				0	
June	2021				0	
July	2021				0	
August	2021				0	
September	2021				0	
October	2021				0	
November	2021				0	
December	2021				0	
TOTAL		20	31	0	51	

April 2017-Present: Total Approved 1851

April 2017-Present: Total Discharges 1578

****Successful-543 (34.4%); Unsuccessful-1020 (64.6%); Neutral-15 (1.0%)**

273-Active Bonds 02/28/2021

DALLAS COUNTY PRETRIAL RELEASE SERVICES MONTHLY REPORT

Caruth Grant MH PR Bond Stats Summary 2021

Months	IMPLEMENTATION LAUNCH - Reasons for outcomes for all ordered assessment/not presented to Mag. [from column E on sheet 1] ²																	Total ³
	Attorney refusal	Case deferred	Chrages dropped	Competency Concerns	Contested and detained	Court plea/disps	Current MH Bond	Declined assessment	Dry writ release	Exc. per CJ criteria	Homeless/no reference	Other	Other PR Bond	Posted Bond	Reference declined residence	Refused to participate	Unable to verify residence/contact	
JAN '21	0	0	8	13	0	0	0	14	0	18	8	9	32	47	4	13	2	168
FEB '21	0	0	1	4	0	0	0	6	0	13	7	7	10	32	3	9	0	92
MAR '21																		0
APR '21																		0
MAY '21																		0
JUN '21																		0
JUL '21																		0
AUG '21																		0
SEPT '21																		0
OCT '21																		0
NOV '21																		0
DEC '21																		0
TOTAL	0	0	9	17	0	0	0	20	0	31	15	16	42	79	7	22	2	260

Months	IMPLEMENTATION LAUNCH - Percentages of Reasons for outcomes for all ordered assessment/not presented to Mag. [from column E on sheet 1]																
	Attorney refusal	Case deferred	Chrages dropped	Competency Concerns	Contested and detained	Court plea/disps	Current MH Bond	Declined assessment	Dry writ release	Exc. per CJ criteria	Homeless/no reference	Other	Other PR Bond	Posted Bond	Reference declined residence	Refused to participate	Unable to verify residence/contact
JAN '21	0%	0%	5%	8%	0%	0%	0%	8%	0%	11%	5%	5%	19%	28%	2%	8%	1%
FEB '21	0%	0%	1%	4%	0%	0%	0%	7%	0%	14%	8%	8%	11%	35%	3%	10%	0%
MAR '21																	
APR '21																	
MAY '21																	
JUN '21																	
JUL '21																	
AUG '21																	
SEPT '21																	
OCT '21																	
NOV '21																	
DEC '21																	
AVG %	0%	0%	3%	6%	0%	0%	0%	7%	0%	12%	6%	6%	15%	31%	3%	9%	1%

Months	Assessments Ordered - Results				Assessment Recommendations (LOCs) ³										Outcomes
	Assessments Ordered	Assessment Completed	Assessment not completed ⁴	Assessment halted - competency concerns ²	IDD Services	Jail-based Psy. Services	LOC 1S / Standard IOP	LOC 2 / Standard IOP	LOC 3 / Standard IOP	LOC 4 FACT / Standard IOP	LOC 4 ACT / Standard IOP	LOC 5 / Standard IOP	Routine Outpt.	No BH Svs. Indicated	
JAN - DEC 2021															
JAN '21	202	122	67	13	1	11	38	11	19	0	4	0	20	15	30
FEB '21	111	73	35	3	0	2	22	15	7	0	4	0	12	4	24
MAR '21															
APR '21															
MAY '21															
JUN '21															
JUL '21															
AUG '21															
SEPT '21															
OCT '21															
NOV '21															
DEC '21															
TOTAL	313	195	102	16	1	13	60	26	26	0	8	0	32	19	54

DALLAS COUNTY PRETRIAL RELEASE SERVICES MONTHLY REPORT
General Pretrial and Alcohol Monitoring Unit (AMU)

	FEB 20	JAN 21	FEB 21	MAR 21	APR 21	MAY 21	JUNE 21	JULY 21	AUG 21	SEP 21	OCT 21	NOV 21	DEC 21	2021 AVG
AVG BOOKINS per day	165	124	114											119
Interviews	50	23	34											29
Cr. History	242	125	93											109
Bonds written	16	5	13											9
AVG BONDS per day	0.7	0.26	0.7											0
Bonds (collected)	13	2	5											4
Bonds (waived)	3	3	8											6
Bonds TOTAL	16	5	13											9
FEES (collected)	\$663	\$105	\$140											\$123
FEES (waived)	\$160	\$60	\$390											\$225
FEES TOTAL	\$823	\$165	\$530											\$348

Dallas County Pretrial Services
Alcohol Monitoring Unit
February 2021 Statistical Summary Report

Month/Year	Total Supervised Cases Start Of Month	Count of Pending Bond Orders	Total New Cases Activated	Number of Successful Closeouts	Number of Unsuccessful Closeouts	Count of Violations Submitted to Court	Count of Orientations Completed	# of Verified Installations Completed	Count of Supervised Cases (End of Month)	Supervision Fees Collected
Feb-19	1302	333	151	121	4	262	143	105	1328	\$ 12,393.50
Feb-20	1300	364	124	111	5	209	118	124	1308	\$ 11,647.00
Jan-2021	1437	326	78	53	17	391	77	78	1445	\$ 12,280.00
Feb-2021	1445	277	56	65	11	304	51	52	1425	\$ 10,273.00
Re-Arrest	1									

Dallas County Pre Trial Services
 Alternative Sentencing Program (ASP) and Bond/Electronic Monitoring Program
 Statistical Summary Report

February 2021

CASELOAD INFORMATION

	02-21 ASP	02-21 Bond	02-21 Ch. Sup	02-21 TOTAL	ASP TOTAL	Bond TOTAL	Ch. Sup TOTAL	Total 9-01-09 - 02-28-21
Beginning Client Count	11	754	0	765	3	3	9(5/13)	15
Total Clients That Started The Program	14	113	0	127	2,191	4,607	89	6,887
Total Cases Closed	18	84	0	102	2,187	3,827	98	6,112
Closed Successfully	17	46	0	63	2,150	2,277	74	4,501
Closed Unsuccessfully	1	38	0	39	37	1,550	24	1,611
Total Clients at End of Month	7	783	0	790				

DALLAS COUNTY FUNDS SAVED

ELM Days Served/Jail Bed Days Saved
 Cost of Jail Bed Per Day
 TOTAL JAIL BED EXPENSES SAVED

02-21
21,404
\$ 59.18
\$1,266,688.72

Total 09-01-09 - 02-28-21
623,736
SEE ADDENDUM
\$37,690,360.25

JAIL BED COST SAVINGS ADDENDUM

Time Period	Cost per Day	Days	Total Cost Saved
9/09	\$55.60	393	\$ 21,850.80
10/09 to 9/10	\$48.49	7,589	\$ 367,990.61
10/10 to 09/11	\$57.49	16,277	\$ 934,212.50
10/11 to 09/12	\$53.13	23,536	\$ 1,250,467.68
10/12 to 09/13	\$56.29	30,368	\$ 1,709,414.72
10/13 to 9/14	\$62.46	41,130	\$ 2,568,979.80
10/14 to 9/15	\$63.11	40,706	\$ 2,568,955.66
10/15 to 9/16	\$69.38	40,517	\$ 2,811,069.46
10/16 to 9/17	\$71.08	44,636	\$ 3,209,845.88
10/17 to 9/18	\$55.36	56,163	\$ 3,108,408.64
10/18 to 9/19	\$59.99	71,963	\$ 4,317,060.37
10/19 to 9/20	\$59.18	146,998	\$ 8,699,341.41
10/20 to 02/21	\$59.18	103,460	\$ 6,122,762.72
TOTAL		623,736	\$37,690,360.25

DISPOSITION TOTALS FOR COUNTY CRIMINAL COURTS

2019	Jan	Feb	Mar	April	May	Jun	Jul	Aug	Sept	Oct	Nov	Dec	Average	
Avg	249	317	318	386	215	160	193	211	190	211	182	179	234	2811
TOTAL DISPOSTIONS	2983	3800	3819	4637	2576	1919	2319	2528	2466	2741.9	2366	2332	2810	34,487
2020	Jan	Feb	Mar	April	May	Jun	Jul	Aug	Sept	Oct	Nov	Dec	Average	
Avg	273	191	137	67	117	120	152	122	135	141	113	120	140	1685
TOTAL DISPOSTIONS	3270	2288	1645	800	1401	1437	1818	1458	1615	1696	1354	1443	1685	20,225
2021	Jan	Feb	Mar	April	May	Jun	Jul	Aug	Sept	Oct	Nov	Dec	Average	
CCC1	111	102											107	213
CCC2	107	96											102	203
CCC3	68	120											94	188
CCC4	107	99											103	206
CCC5	143	152											148	295
CCC6	90	97											94	187
CCC7	98	71											85	169
CCC8	155	105											130	260
CCC9	137	129											133	266
CCC10	110	99											105	209
CCC11	116	108											112	224
CCAP2	147	142											145	289
Avg	116	110	#DIV/0!	#DIV/0!	#DIV/0!	#DIV/0!	#DIV/0!	#DIV/0!	#DIV/0!	#DIV/0!	#DIV/0!	#DIV/0!	113	226
TOTAL DISPOSTIONS	1389	1320	0	0	0	0	0	0	0	0	0	0	1355	2,709

*** Please note that CCAP1 Totals are CLASS C APPEALS ***

CCAP1	308	204											512	256
-------	-----	-----	--	--	--	--	--	--	--	--	--	--	-----	-----

Female Jail Pleas

MAGISTRATE COURT	7	N/A												7
------------------	---	-----	--	--	--	--	--	--	--	--	--	--	--	---

DALLAS COUNTY SHERIFF'S DEPARTMENT
 FUGITIVE SECTION FISCAL YEAR 2021
 TDCJ MONTHLY ACTIVITY SHEET
 MONTH: February 2021

BEGINNING TOTAL OF INMATES PAPER READY:

158 27
 ID / SJ

DATE	ID	SJ	JUDGMENTS PROCESSED	JUDGMENTS RETURNED	#OF INMATES PR / ID	PAR VIOL READY	B/W RTR	# OF INMATES TO TDCJ	#OF INMATES WAITING / ID	#OF INMATES PR / SJ	# OF INMATES TO SJ	#OF INMATES WAITING / SJ	# OF INMATES TO ISF	# OF INMATES TO SAFPF
	JUDGMENTS RECEIVED	JUDGMENTS RECEIVED												
1	0	0	8	0	2	0	0	0	160	5	0	32	0	0
2	20	2	12	0	9	0	0	0	169	0	4	28	1	0
3	15	4	24	0	8	0	0	0	177	1	0	29	0	6
4	13	13	19	0	10	0	0	0	187	3	0	32	0	13
5	16	8	21	0	5	0	0	17	175	4	0	36	0	16
6	0	0	0	0	0	0	0	0	175	0	0	36	0	0
7	0	0	0	0	0	0	0	0	175	0	0	36	0	0
8	52	13	43	0	4	0	0	0	179	2	0	38	0	0
9	8	1	64	10	27	0	0	0	206	5	0	43	0	0
10	6	0	20	0	2	0	0	0	208	2	0	45	0	0
11	0	0	0	0	0	0	0	0	208	0	0	45	0	0
12	12	4	12	0	2	0	0	0	210	0	0	45	0	0
13	0	0	0	0	0	0	0	0	210	0	0	45	0	0
14	0	0	0	0	0	0	0	0	210	0	0	45	0	0
15	0	0	0	0	0	0	0	0	210	0	0	45	0	0
16	0	0	0	0	0	0	0	0	210	0	0	45	0	0
17	0	0	0	0	0	0	0	0	210	0	0	45	0	0
18	0	0	0	0	0	0	0	0	210	0	0	45	0	0
19	0	0	0	0	0	0	0	0	210	0	0	45	0	0
20	0	0	0	0	0	0	0	0	210	0	0	45	0	0
21	0	0	0	0	0	0	0	0	210	0	0	45	0	0
22	15	6	9	0	6	0	0	0	216	1	0	46	0	0
23	14	19	31	8	12	0	0	1	227	1	14	33	0	0
24	13	9	24	2	4	0	0	0	231	7	0	40	0	1
25	30	7	3	0	3	0	0	32	202	0	0	40	11	1
26	35	3	26	5	10	0	0	36	176	5	0	45	0	0
27	0	0	0	0	0	0	0	0	176	0	0	45	0	0
28	0	0	0	0	0	0	0	0	176	0	0	45	0	0
29	0	0	0	0	0	0	0	0	176	0	0	45	0	0
TOTAL	249	89	316	25	104	0	0	86	176	36	18	45	12	37

ATRS

3-11-2021

Efficiency of the Jail Clinical Evaluation Process

The average lag time of the clinical evaluations during the month of February was 5 days with a range of 0-15.

Productivity (Jail Screens & Evaluations)

November Evaluations: 195
Screenings: 215

December Evaluations: 209
Screenings: 212

January Evaluations: 197
Screenings: 257

February Evaluations: 169
Screenings: 190

CSCD Residential Placements

As of 3/4/2021:

DDC Census: 38 (22 males, 16 females); 60 waiting

JTC Census: 139 (86 males, 53 females); 7 waiting

Total Census: 177

14 female intakes for the week of 3/1/21

20 projected male intakes projected for the week of 3/8/21

Community Residential

Homeward Bound (as of 3/1/21)

Census: No update available

Waiting: 19

Nexus Recovery Center (as of 3/1/21)

Census: No update available

Waiting: 5

The Salvation Army (as of 3/1/21)

Census: No update available

Waiting: 5

CSCD placements

DIRECT COUNT AND NEW PLACEMENTS

Felony

Direct	New
15840	361

Misdemeanor

Direct	New
3801	291

Indirect

17,312

Jail Competency Stats 2021

	Jan	Feb	March	April	May	June	July	Aug	Sept	Oct	Nov	Dec
Active												
New Evals - Incompetent	45 (54%)	40 (60%)										
Waiting for the hospital - End of month	261	247										
Maximum Secure Facility	94	92										
Males	82	84										
Females	12	8										
Non-Maximum Secure Facility	167	155										
Males	137	128										
Females	30	27										
Returned to jail from the hospital	7	7										
Closed												
New Evals - Competent	38 (46%)	27 (40%)										
Admitted to the state hospital	13	17										
Maximum Secure Facility	2	6										
Non-Maximum Secure Facility	11	11										
Total Competency Evaluations Completed	83	67										
Average Wait Times (Days)												
Non-Maximum Secure Hospital -- Males	272	278										
Non-Maximum Secure Hospital -- Females	192	192										
Maximum Secure Hospital: Article 17.032(a) charges -- Males	625	625										
Maximum Secure Hospital: Article 17.032(a) charges -- Females	384	266										
Maximum Secure Hospital: NGRI -- Males	NGRI cases take priority for admission to Vernon State Hospital. Expected admission time is < 30 days											
Maximum Secure Hospital: NGRI -- Females												

*Note: All individuals who are found Not Guilty by Reason of Insanity (NGRI) or found incompetent to stand trial with an offense listed in Article 17.032(a) of the Code of Criminal Procedure must be sent to the maximum-secure hospital in Vernon. All wait times are approximate.

Jail Competency Stats 2021 (by Doctor)

	Jan	Feb	March	April	May	June	July	Aug	Sept	Oct	Nov	Dec
Dr. Daniel Altman, Ph. D.	0	0										
Competent	0	0										
Incompetent	0	0										
Dr. Lisa Clayton, M.D.	8	8										
Competent	3	3										
Incompetent	5	5										
Dr. Kristi Compton, Ph.D.	8	1										
Competent	8	1										
Incompetent	0	0										
Dr. Jeanine Galusha, Ph.D.	2	0										
Competent	2	0										
Incompetent	0	0										
Dr. Warren Lee, M.D.	4	6										
Competent	3	5										
Incompetent	1	1										
Dr. Antoinette McGarrahan, Ph.D.	0	0										
Competent	0	0										
Incompetent	0	0										
Dr. Michael Pittman, M.D.	61	52										
Competent	22	18										
Incompetent	39	34										
Total Competency Evaluations Completed	83	67										

Male Jail Based Competency Restoration Monthly Totals												
	21-Jan	21-Feb										Total
Beginning of Month	19	14										
JBCR Referrals	23	5										23
JBCR Referrals Entered Into Program	16	12										16
Successful Completions												
Transitioned to OCR	0	0										0
Found Competent	10	4										10
Case Dismissed/ Community Transition	1	0										1
Unsuccessful Completions/ ICR Transfers												
Transferred to State Hospital	2	0										2
JBCR Discharge: Client Withdraw	1	0										1
JBCR: Client Removed for Clinical Reasons	2	2										2
JBCR Discharge: Client Removed for Behavioral Reasons	4	1										4
End of Month	14	20										14
Average LOS in JBCR (Days)	58	32										58
Average LOS in Jail for JBCR Successful Completions (Days)	88	46										
Average LOS in Jail for JBCR Unsuccessful Completions (Days)	22	13										
Average LOS for placement for males to Non-Maximum Secure State Hospital												
Average LOS for placement for males to Non-Maximum Secure State Hospital	272 days	278 days										
Average LOS for placement for males to Maximum-Secure State Hospital												
Average LOS for placement for males to Maximum-Secure State Hospital	625 days	625 days										
Total Jail Beds Saved												
Total Jail Beds Saved	1438	1025										2463
Total Cost Savings in Jail Bed Days												
Total Cost Savings in Jail Bed Days	\$ 86,265.62	\$ 61,489.75										\$ 147,755.37

Female Jail Based Competency Restoration Monthly Totals													
	21-Jan	21-Feb											Total
Beginning of Month	6	5											
JBCR Referrals	2	1											3
JBCR Referrals Entered Into Program	3	4											7
Successful Completions													
Transitioned to OCR	0	0											0
Found Competent	2	3											5
Case Dismissed/ Community Transition	1	0											1
Unsuccessful Completions/ ICR Transfers													
Transferred to State Hospital	0	0											0
JBCR Discharge: Client Withdraw	0	0											0
JBCR: Client Removed for Clinical Reasons	0	0											0
JBCR Discharge: Client Removed for Behavioral Reasons	0	0											0
End of Month	5	7											12
Average LOS in JBCR (Days)	67	46											
Average LOS in Jail for JBCR Successful Completions (Days)	67	46											
Average LOS in Jail for JBCR Unsuccessful Completions (Days)	N/A	N/A											
Average LOS for placement for females to Non-Maximum Secure State Hospital													
Average LOS for placement for females to Non-Maximum Secure State Hospital	192 days	192 days											
Average LOS for placement for females to Maximum-Secure State Hospital													
Average LOS for placement for females to Maximum-Secure State Hospital	384 days	266 days											
Total Jail Beds Saved													
Total Jail Beds Saved	209	211											420
Total Cost Savings in Jail Bed Days													
Total Cost Savings in Jail Bed Days	\$ 12,537.91	\$ 12,657.89											\$ 25,195.80

Monthly JIMI/STELLA Jail Mental Health Flag Report

2020 TOTALS

	Total Bookins	Total Unique Individuals Flagged for Mental Health	Mental Health Flag Categories:	NorthStar ID	NTBHA ID	TLETS Match	PAP Flag	MH AIS Flag
YEARLY 2020 TOTAL	45,625	28,951		7,089	8,294	11,248	3,136	20,078
			Percentages	24.57%	29.00%	39.43%	10.75%	69.30%

2021 TOTALS

MONTH	Total Bookins	Total Unique Individuals Flagged for Mental Health	Mental Health Flag Categories:	NorthStar ID	NTBHA ID	TLETS Match	PAP Flag	MH AIS Flag
Jan-21	3,843	2,442		594	774	889	312	1,764
			Percentages	24.32%	31.70%	36.40%	12.78%	72.24%
Feb-21	3,196	2,070		504	609	694	247	1,553
			Percentages	24.35%	29.42%	33.53%	11.93%	75.02%
Mar-21			Percentages					
Apr-21			Percentages					
May-21			Percentages					
Jun-21			Percentages					
Jul-21			Percentages					
Aug-21			Percentages					
Sep-21			Percentages					
Oct-21			Percentages					
Nov-21			Percentages					
Dec-21			Percentages					

***Note: Data listed above is reflective of unique individuals who receive at least one mental health flag from one of the identified categories. Individuals may be flagged in more than one category. Percentages above are indicative of that specific mental health flag category only.**

Mental Health Flag Categories Explained

NorthStar ID:	Individuals who have an identified service utilization history and service ID from the previous mental health Northstar system
NTBHA ID:	Individuals who have an identified service utilization and service ID from the current mental health NTBHA system
TLETS Match:	Texas Law Enforcement Telecommunications System, Flags sent from DPS that shows individuals who have any history of state-paid MH service
PAP Flag:	Parkland Jail Health Psychological Assessment Program
MH AIS Flag:	Individuals flagged for mental health concerns through the bookin process (from the gold form)