



Jail Population Committee Meeting Agenda

April 16, 2021, 10:00 a.m.

Virtual Microsoft Teams Meeting:

Call-in Line:+1 469-208-1731; Conference ID: 711 724 120#

PowerBI Dashboard-Public Access Link:

<https://www.dallascounty.org/departments/criminal-justice/jail-population.php>

I. Jail Population- Snapshot 04/09/2021 – 5,572

- Detention Early Warning Report (DEWR) Glossary (page 2)
- MARCH 2021 DEWR (page 3)
- Mar. Highlights: **HIGH:** 03/08 of **5,780** & **Low:** 03/30 of **5,569** Range: of **211**
- DEWR Bucket Comparison & Addendum (page 4)
- DEWR Bucket Monthly Averages (page 5 & 6)
- Jail Population Monthly Averages & graphs/charts (pages 7 thru 10)
 - 03/21: 5,668 (-22)
 - 02/21: 5,690 (+98)
 - 01/21: 5,592 (+89)
- Book-in Averages (6 mo.): MAR. 148, FEB. 114, JAN. 124, DEC. 118, NOV. 126, OCT. 131
- Release Averages (6 mo.): MAR. 151, FEB. 112, JAN. 119, DEC. 120, NOV. 123, OCT. 137
- Mar. Book-in (Gender, Homeless, Mental Health) graphs/charts (pages 11 & 12)
- Release totals by category & addendum (pages 13 & 14)
- Average length of stay based on release reason & addendum (pages 15 & 16)
- Waivers by Court and by Month (page 17)
- Felony Courts Monthly Dispositions & Pending Dispo by Court (pages 18 & 19)
- Special Programs list: As of 04/05/2021-272 waiting; Wilmer-133, RT-16, ISF-100, MH-23

II. District Attorney's Office Activities

- Community Response Team/ State Jail Unit (SJU)- **James Bagnall**
- Intake/Grand Jury Unit- **Ellyce Lindberg/ MaryAnne Gallagher**
- DA's cases pending lab analysis- **Brittany Casey**
- Pretrial Bond Review Hearing-**Kim Nesbitt**

III. Public Defender's Office Activities- Lynn Richardson

- Monthly Court Stats/Mental Health Stats /Mental Health PR Bonds – Attorney Case Appointments

IV. Jail Population Management Team

- Pretrial Services- **Duane Steele**
- Data Management Unit (DMU)- **Jimmy Patterson**
- County Criminal Courts Initiative- **Pat Johnson**
- Texas Department of Criminal Justice (TDCJ) Activity Reports- **Tiffany Johnson**
- Parole Initiatives- **Alethea Robinson**
- CSCD Updates/ATRS Stats- **Dr. Jill Johansson-Love**
- GMJ Update- **Suzanne Bradford**

IV. Mental Health Updates- Laura Edmonds

- State Hospital Waitlist Reports
- Jail Based Competency Restoration Monthly Report
- Monthly JIMI/STELLA Jail Mental Health Flag Report

Detention Early Warning Report (DEWR)-Glossary

The DEWR is a 32 line item report which provides a snapshot of the Dallas County Jail Population, capturing the primary case status/category (also referred to as a “bucket”). The DEWR consists of pre-disposition Felony and Misdemeanor cases, and those adjudicated which are awaiting release or transfer.

1	Felony not filed:	Felony arrest made by local law enforcement agencies (LEA's), case has not been accepted by the District Attorney (DA).
2	Felony pending Grand Jury (GJ):	Felony cases accepted for prosecution and awaiting presentation to the GJ.
	Felony not including State Jail	
3	Felonies (SJF):	Felony offenses excluding SJF which have been indicted by the GJ and are now pending in the felony courts.
4	SJF pending disposition:	SJF offenses which have been indicted by the GJ and are now pending in the felony courts.
5	Probation Violators (PV) Felony:	Defendants (Def's) in jail for various violations of the terms and conditions of their felony probation.
	Texas Department of Criminal Justice (TDCJ) over 10 years on appeal or TDC no appeal-	Def's received a felony conviction and were sentenced to TDCJ >10 years; the case may or may not be on appeal. Def is not eligible for bond.
6	Bench Warrants:	Def's being held as a witness in another Def's case; will be transferred back to TDCJ once the case is resolved.
7	TDCJ 10 years or less on appeal:	Def's received a felony conviction and were sentenced to TDCJ <10 years and are appealing their sentence; may be eligible to post bond.
8	Sentenced to SJF:	Def's received a felony conviction and were sentenced to a State Jail Facility, awaiting transfer.
9	SJF on appeal:	Def's received a felony conviction and were sentenced to a State Jail Facility and filed an appeal; may be eligible to post bond
10	SJF serving in county jail:	Def's received a felony conviction and were sentenced to time in the county jail.
11	Misdemeanor not filed:	Def's arrested for a misdemeanor offense by a local LEA; case has not been filed by the DA's office in the county courts.
12	Misdemeanor filed pending:	Def's charged with a misdemeanor offense and their cases have been filed with the county courts and are pending disposition
13	Misdemeanor PV:	Def's in jail for various violations of the terms and conditions of their county court probation.
	Serving County Time as a Condition of Probation:	Def's held in county jail as a condition of probation (sanction). Not eligible for good time credit.
14	Serving County Time & Fines:	Def's sentenced to jail time and are serving their sentence.
	Serving Fines and Court Cost only:	Def's serving time for fines and court cost only.
15	Out of County/State Hold:	Def's being held for another county or jurisdiction. Upon completion of their Dallas County jail time, agencies typically have 10 days to pick up the defendant or they are released.
16	Parole Violations:	Def's in jail for various violations of the terms and conditions of their felony parole.
17	SAFPF (Substance Abuse Felony Punishment Facility):	Def's ordered to a substance abuse treatment facility as a condition of felony probation and are awaiting transfer to that facility.
18	Special Programs:	Def's being held for Wilmer Judicial Treatment Center, Electronic Leg Monitor (ELM), or other community treatment programs.
19	Other Incompetent:	Def's being held in county jail awaiting transfer to a State Mental Health Facility.
20	US Marshal:	Dallas County contracts as a US Marshal holding facility.
21	Contempt in Jail:	Def's in jail for contempt of court.
22	Contempt Furlough:	Def's temporarily released from the jail.
23	Peace Bond:	Court ordered cash bond designed to keep the peace and protect a person or property from a threat (rarely used).
24	Texas Youth Commission (TYC):	Def's being held for transfer to TYC; TYC is now Texas Juvenile Justice Department (TJJD).
25	Immigration:	Def's detained by U.S. Immigration and Customs Enforcement (ICE) being held for transfer to a federal facility for immigration detainees.
26	Class C Misdemeanor only:	Citations which result in a fine, serving time in jail.
27	Contract Inmates:	Contract Holds for another County or Jurisdiction (overflow).
28	US Military:	Temporary hold for US Military.
29	Default:	Def's in transit: recently booked into jail (on the floor), have not been classified, and/or assigned to a jail/tank/housing unit
30		
31		
32		

**Detention Early Warning Report (DEWR)
March 2021**

	3/1	3/2	3/3	3/4	3/5	3/6	3/7	3/8	3/9	3/10	3/11	3/12	3/13	3/14	3/15	3/16	3/17	3/18	3/19	3/20	3/21	3/22	3/23	3/24	3/25	3/26	3/27	3/28	3/29	3/30	3/31	Avg		
Felony not filed	572	539	547	558	564	565	575	604	576	587	576	586	582	599	612	571	583	557	565	563	581	587	577	576	566	581	579	588	623	597	602	579		
Felony pend. Grand Jury	455	475	439	432	453	450	445	444	441	425	409	409	408	408	412	427	415	394	390	399	398	397	398	393	365	363	363	363	358	341	340	407		
Felony not incl. SJF	2186	2184	2210	2199	2187	2175	2176	2173	2175	2191	2209	2206	2200	2202	2202	2200	2201	2221	2216	2201	2199	2197	2206	2201	2227	2218	2214	2215	2215	2238	2250	2203		
SJF pend dispo	308	309	306	304	294	303	304	306	305	299	311	311	308	307	306	304	301	301	303	299	300	300	291	301	305	304	303	304	303	305	299	303		
PV-Felony	365	356	356	345	345	325	331	332	335	336	334	331	322	326	332	335	333	338	335	326	331	338	328	321	323	332	323	331	334	330	337	334		
TDC over 10y/appeal	327	323	333	320	331	340	340	340	346	312	317	328	331	331	301	301	309	316	326	332	332	290	293	302	311	317	319	319	297	298	308	319		
Bench Warrants	30	30	30	31	32	34	34	35	35	33	33	34	34	33	33	33	32	31	32	32	32	32	33	33	34	34	36	36	35	34	35	33		
TDC<10yr/appeal	10	10	10	10	10	10	10	10	10	10	10	10	10	10	10	10	11	11	11	11	11	10	10	10	10	10	10	10	10	10	10	10	10	
Sentd. SJF	95	93	97	99	104	102	102	102	104	105	105	107	112	112	111	109	112	112	105	107	107	106	103	100	102	107	107	107	105	97	100	104		
SJF on appeal	0	0	0	0	0	0	0	0	0	0	0	0	0	0	0	0	0	0	0	0	0	0	0	0	0	0	0	0	0	0	0	0	0	
SJF serv in co jail	10	11	10	9	10	13	13	13	16	17	18	17	21	20	18	17	16	15	14	16	16	16	15	16	16	17	15	14	14	13	13	15		
Misd. not filed	68	78	82	69	59	56	69	87	75	66	71	59	62	71	78	81	77	66	74	64	76	84	72	64	65	57	48	62	74	61	68	69		
Misd. filed pend.	135	129	131	140	126	137	132	134	135	131	130	129	136	132	133	127	126	126	130	129	130	129	132	134	131	128	130	130	129	130	129	131		
Misd-PV	1	0	0	0	0	0	0	0	0	0	0	0	0	0	0	0	0	1	1	1	1	1	1	1	1	1	1	2	2	2	2	2	1	
Serv in jail (Cond of Prob)	15	13	17	18	22	20	19	16	18	19	15	12	13	13	11	14	11	13	15	17	15	15	18	14	14	11	14	14	9	9	10	15		
Serving Co time & fines	11	12	15	14	15	15	16	15	17	15	18	19	20	19	19	21	20	19	21	21	21	20	23	23	22	24	23	21	17	21	23	19		
Serv fines/CT cost only	0	0	0	0	0	0	0	0	0	0	0	0	0	0	0	0	0	0	0	0	0	0	0	0	0	0	0	0	0	0	0	0		
Out of county/state	95	85	85	86	93	93	98	105	75	86	89	83	83	91	83	66	58	60	52	62	68	74	61	59	70	63	68	65	67	62	79	76		
Parole Violations	245	243	242	235	239	237	240	243	245	238	235	241	245	246	246	246	242	236	236	236	241	240	235	233	229	231	229	233	232	245	245	239		
SAFPF	135	142	142	146	150	154	154	153	158	162	166	170	174	174	174	162	154	156	157	159	159	157	162	165	168	173	179	179	179	156	158	161		
Special Programs	231	233	236	233	240	245	245	229	232	242	221	228	240	239	239	247	237	247	247	255	257	254	250	239	213	204	208	210	200	200	203	232		
Other- Incompetent	263	266	266	264	269	269	269	269	264	264	262	263	266	266	266	264	265	262	267	273	273	272	271	268	268	275	267	267	267	270	272	267		
US Marshal holds	86	82	84	83	83	85	85	85	84	82	82	81	84	84	82	83	81	83	82	82	82	82	75	76	74	74	74	75	75	78	77	81		
Contempt-in Jail	0	1	0	0	0	1	1	1	0	0	0	0	0	0	0	0	0	0	0	0	0	0	1	1	1	2	2	2	2	1	0	1		
Contempt-Furlough	0	0	0	0	0	0	0	0	0	0	0	0	0	0	0	0	0	0	0	0	0	0	0	0	0	0	0	0	0	0	0	0		
PEACE Bond	0	0	0	0	0	0	0	0	0	0	0	0	0	0	0	0	0	0	0	0	0	0	0	0	0	0	0	0	0	0	0	0		
TYC hold	0	0	0	0	0	0	0	0	0	0	0	0	0	0	0	0	0	0	0	0	0	0	0	0	0	0	0	0	0	0	0	0		
Immigration hold	1	1	3	4	3	6	2	1	1	4	1	3	4	0	0	0	2	3	2	2	0	1	1	0	2	4	4	0	1	2	2	2		
Class C Misd. only	0	0	0	0	0	0	0	0	0	0	0	0	0	0	0	0	0	0	0	0	0	0	0	0	0	0	0	0	0	0	0	0		
Contract inmates	0	0	0	0	0	0	0	0	0	0	0	0	0	0	0	0	0	0	0	0	0	0	0	0	0	0	0	0	0	0	0	0		
US Military hold	0	0	0	0	0	0	0	0	0	0	0	0	0	0	0	0	0	0	0	0	0	0	0	0	0	0	0	0	0	0	0	0		
Default	60	66	62	84	71	89	85	83	68	74	59	70	75	63	68	56	63	69	63	63	59	76	63	49	64	57	63	72	80	70	48	67		
Jail Population w/ Furlough added	5704	5681	5703	5683	5700	5724	5745	5780	5715	5698	5671	5697	5730	5746	5736	5674	5646	5636	5645	5650	5691	5677	5619	5580	5579	5585	5580	5623	5627	5569	5610	5668	175704	
Actual Jail Population	5704	5681	5703	5683	5700	5724	5745	5780	5715	5698	5671	5697	5730	5746	5736	5674	5646	5636	5645	5650	5691	5677	5619	5580	5579	5585	5580	5623	5627	5569	5610	5668	175704	
	H																L																SUM	
INTAKES	132	164	160	172	157	123	140	134	173	166	162	172	112	107	148	156	143	151	143	119	133	152	134	171	154	160	148	114	192	148	136	148	4576	
RELEASES	115	179	153	198	127	110	79	168	179	204	176	140	90	81	198	212	169	142	147	85	80	211	181	184	173	178	101	85	210	163	150	151	4668	
VARIANCE	-17	15	-7	26	-30	-13	-61	34	6	38	14	-32	-22	-26	50	56	26	-9	4	-34	-53	59	47	13	19	18	-47	-29	18	15	14	3		

AVG LENGTH OF STAY 38	Total Bookins	4,576	Total Releases	4,668	Total Jail Bed Days	175,704	= \$	10,398,163
------------------------------	---------------	--------------	----------------	--------------	---------------------	----------------	------	-------------------

DEWR BUCKET COMPARISON

BUCKET NAMES	MAR 2020 vs 2021	MAR 20	Mar 21	Jan 21	Feb 21	Mar 21	FEB vs MAR
Variance							
Jail Population Avg.	-119	5787	5668	5592	5690	5668	-22
SPECIAL FOCUS							
Fel.pend excl.SJF	408	1795	2203	2104	2180	2203	23
Incompetent	66	201	267	271	262	267	5
Sentenced to SJF	41	63	104	111	109	104	-5
Probation Viol. Felony	38	296	334	354	344	334	-10
TRENDING UP							
Out of Co/State	27	49	76	102	90	76	-14
State Jail Felony Pend.	6	297	303	285	303	303	0
TRENDING DOWN							
Felony Not Filed	-273	852	579	505	545	579	34
Felony pend Grand Jury	-176	583	407	574	486	407	-79
Special Programs	-94	326	232	195	226	232	6
SAFPP	-68	229	161	130	119	161	42
Parole Violator only	-33	272	239	229	241	239	-2
Serv as Cond of Prob.	-25	40	15	14	14	15	1
Misdemeanors pending	-15	146	131	152	147	131	-16
Class C Misd. only	-13	13	0	0	0	0	0
Serving County Time	-13	32	19	12	13	19	6
SJF-Serv Co.Jail (12.44a)	-11	26	15	13	11	15	4
Contempt in Jail	-9	10	1	0	1	1	0
STABLE							
Immigration	-5	7	2	7	3	2	-1
TDC<10yr/appeal	-4	14	10	10	10	10	0
US Marshall	-2	83	81	88	89	81	-8
Bench Warrants	-1	34	33	30	27	33	6
TYC	0	0	0	0	0	0	0

DEWR BUCKET MONTHLY AVERAGES

	Mar 19	Mar 20	Jan 21	Feb 21	Mar 21	2021 Avg
Felony not filed	329	852	505	545	579	543
Felony pend GJ	541	583	574	486	407	489
Fel.pend excl.SJF	1585	1795	2104	2180	2203	2162
State Jail Fel only	270	297	285	303	303	297
PV-Felony	292	296	354	344	334	344
TDC over 10yrs	306	278	258	336	319	304
Bench Warrants	40	34	30	27	33	30
TDC <10y/appeal	12	14	10	10	10	10
Sentenced SJF	45	63	111	109	104	108
Sentd SJF/appeal	0	1	0	0	0	0
SJF-Serv Co Jail	59	26	13	11	15	13
Misdmnr not filed	117	78	77	66	69	71
Misdmnr filed- pend	147	146	152	147	131	143
PV-Misdmnr	0	2	2	1	1	1
Serv as Con of Prob.	50	40	14	14	15	14
Serv Co time/ fines	48	32	12	13	19	15
Serv fines/ fees only	0	1	0	0	0	0
Out of Co/State	70	49	102	90	76	89
Parole Vio.	255	272	229	241	239	236
SAFPF	186	229	130	119	161	137
Sp.Pgrms	140	326	195	226	232	218
Incompetent	160	201	271	262	267	267
US Marshall	64	83	88	89	81	86
Cntmpt-in Jail	16	10	0	1	1	1
Furlough	0	1	0	0	0	0
PEACE Bond	0	0	0	0	0	0
TYC hold	0	0	0	0	0	0
Immigration hold	7	7	7	3	2	4
Class C only	18	13	0	0	0	0
Contract	0	0	0	0	0	0
US Military	0	0	0	0	0	0
Default	48	59	70	66	67	68
Furlough added	4805	5788	5593	5690	5668	5650
Jail Population Actual	4805	5787	5592	5690	5668	5650

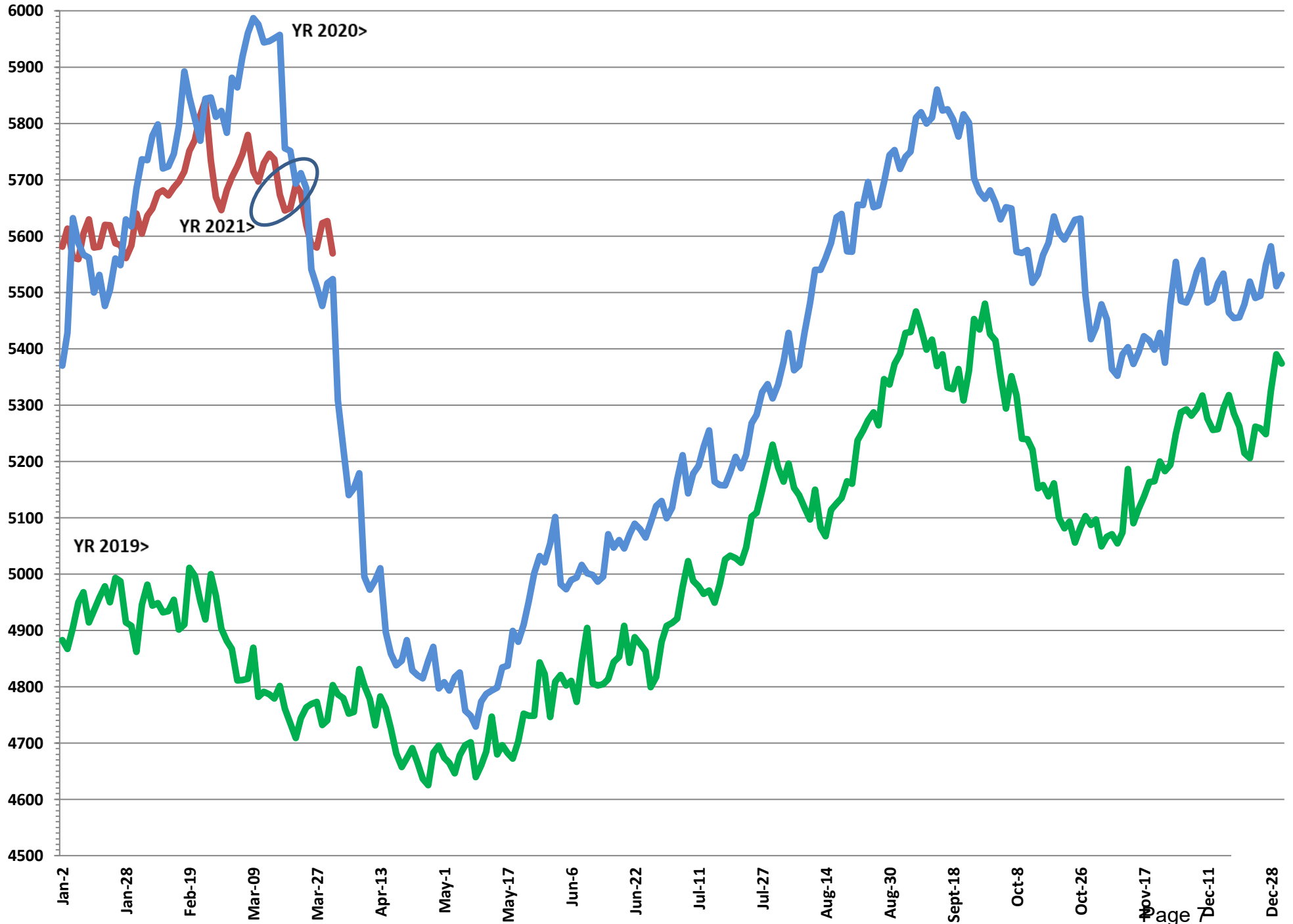
INTAKES	178	136	124	114	148	129
RELEASES	180	150	119	112	151	127
VARIANCE	2	14	-5	-2	3	-1

Dallas County Jail Population 3-year statistical summary for 2019, 2020 & 2021

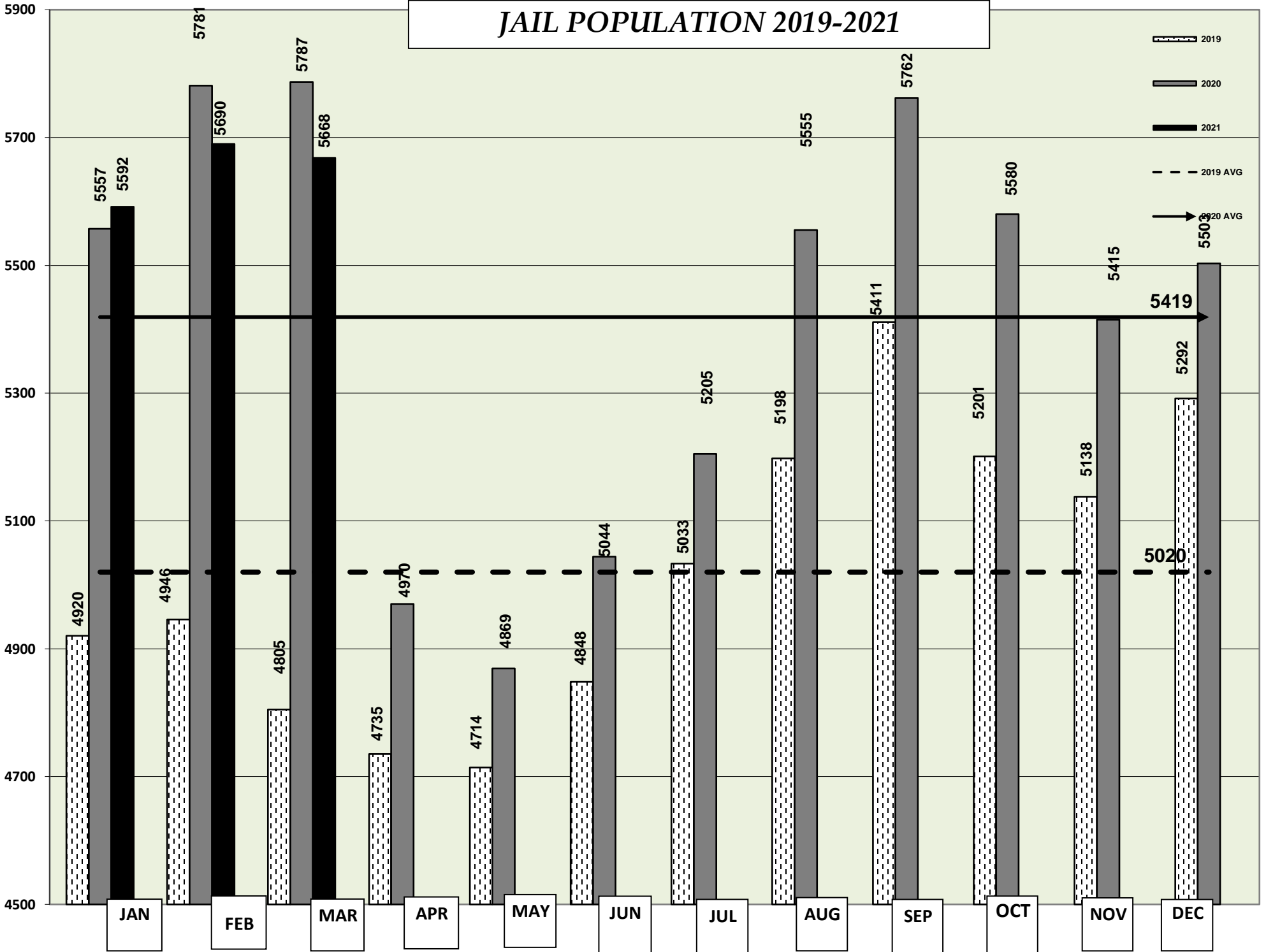
JAIL POPULATION MONTHLY AVERAGES							
2019	Jail Pop AVG	2019	2020	Jail Pop AVG	2020	2021	Jail Pop AVG
Jan-19	4920	5020	Jan-20	5557	5419	Jan-21	5592
Feb-19	4946	5020	Feb-20	5781	5419	Feb-21	5690
Mar-19	4805	5020	Mar-20	5787	5419	Mar-21	5668
Apr-19	4735	5020	Apr-20	4970	5419	Apr-21	
May-19	4714	5020	May-20	4869	5419	May-21	
Jun-19	4848	5020	Jun-20	5044	5419	Jun-21	
Jul-19	5033	5020	Jul-20	5205	5419	Jul-21	
Aug-19	5198	5020	Aug-20	5555	5419	Aug-21	
Sep-19	5411	5020	Sep-20	5762	5419	Sep-21	
Oct-19	5201	5020	Oct-20	5580	5419	Oct-21	
Nov-19	5138	5020	Nov-20	5415	5419	Nov-21	
Dec-19	5292	5020	Dec-20	5503	5419	Dec-21	
YR AVG	5020		YR AVG	5419		YR AVG	5650

BOOKINS MONTHLY TOTALS							
2019	Total bookins	2019	2020	Total bookins	2020	2021	Total bookins
Jan-19	5488	5112	Jan-20	5119	3802	Jan-21	3843
Feb-19	5089	5112	Feb-20	4794	3802	Feb-21	3196
Mar-19	5521	5112	Mar-20	4201	3802	Mar-21	4576
Apr-19	5102	5112	Apr-20	2891	3802	Apr-21	
May-19	5470	5112	May-20	3103	3802	May-21	
Jun-19	4990	5112	Jun-20	2910	3802	Jun-21	
Jul-19	5478	5112	Jul-20	3220	3802	Jul-21	
Aug-19	5589	5112	Aug-20	4037	3802	Aug-21	
Sep-19	5006	5112	Sep-20	3862	3802	Sep-21	
Oct-19	4554	5112	Oct-20	4053	3802	Oct-21	
Nov-19	4509	5112	Nov-20	3781	3802	Nov-21	
Dec-19	4543	5112	Dec-20	3652	3802	Dec-21	
YR AVG	5112		YR AVG	3802		YR AVG	3872
TOTAL	61,339		TOTAL	45,623		TOTAL	11,615

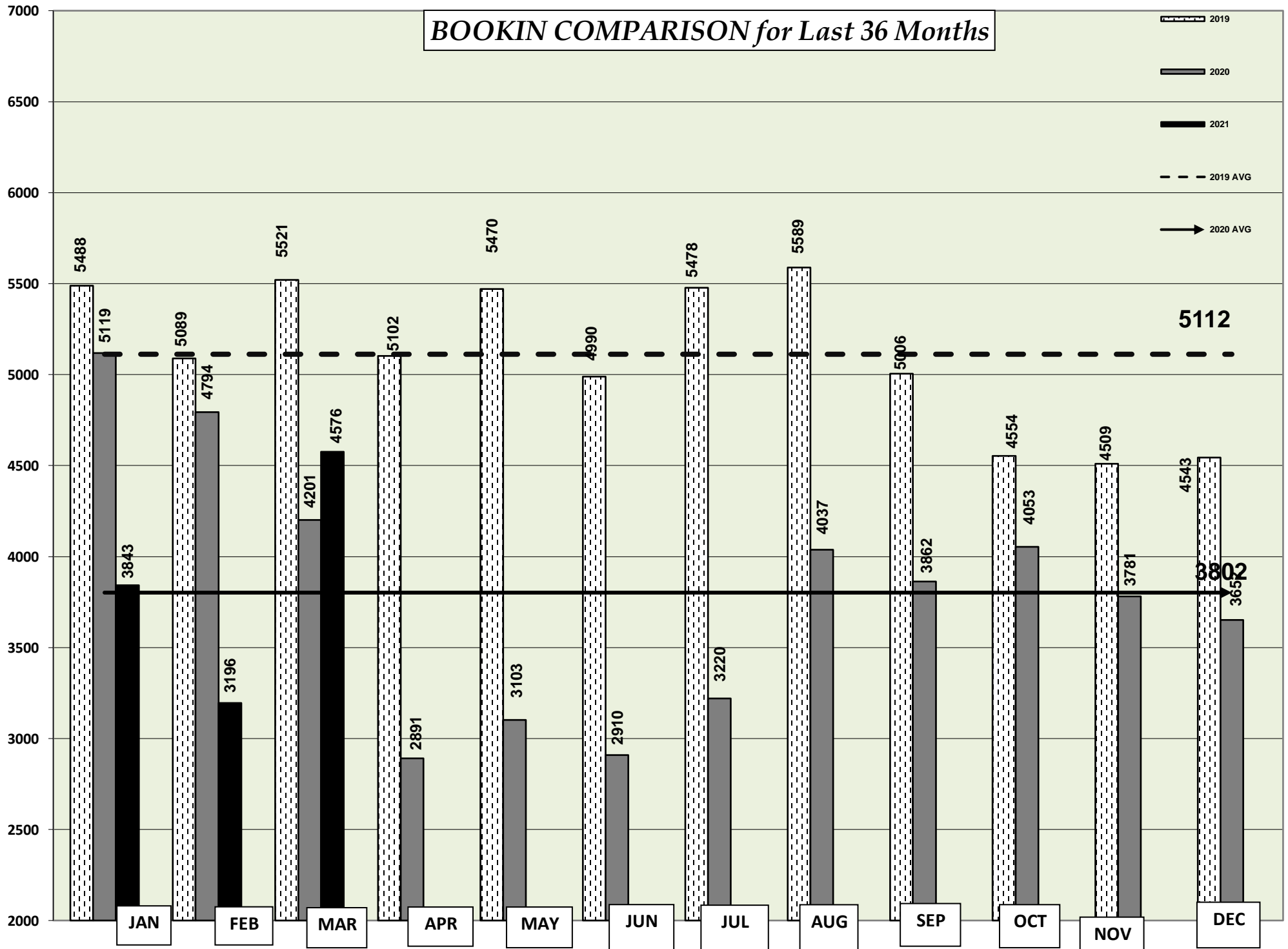
Dallas County Jail Population 2019 - 2021



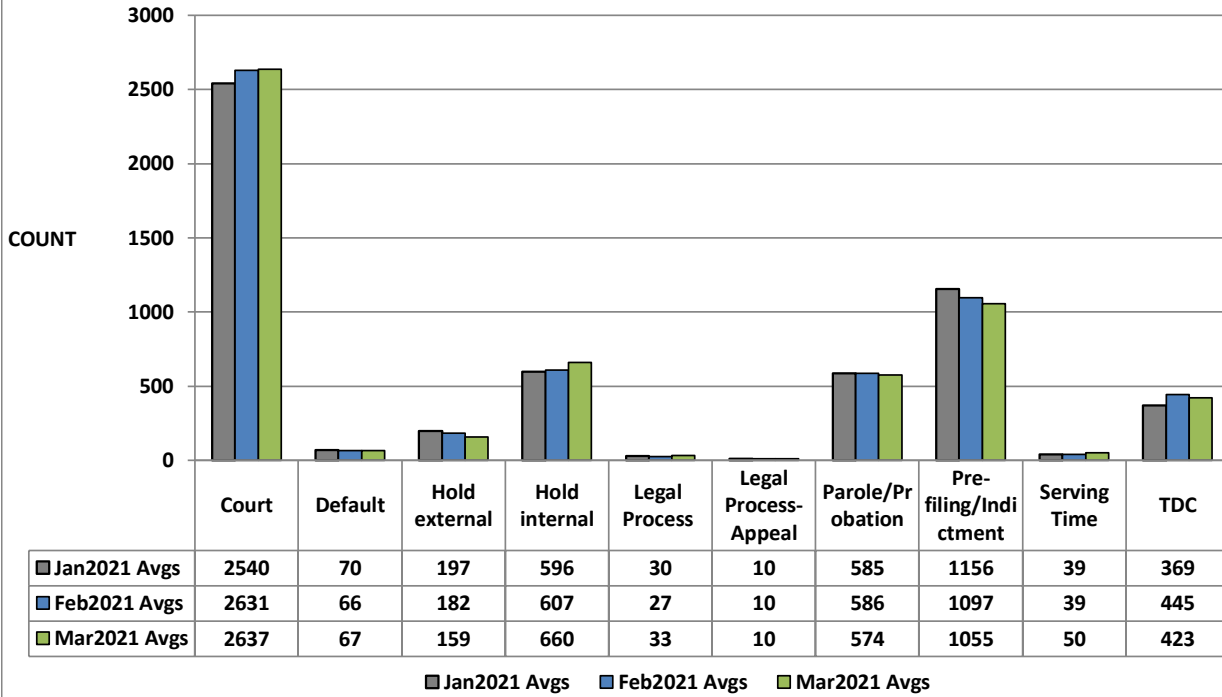
JAIL POPULATION 2019-2021



BOOKIN COMPARISON for Last 36 Months

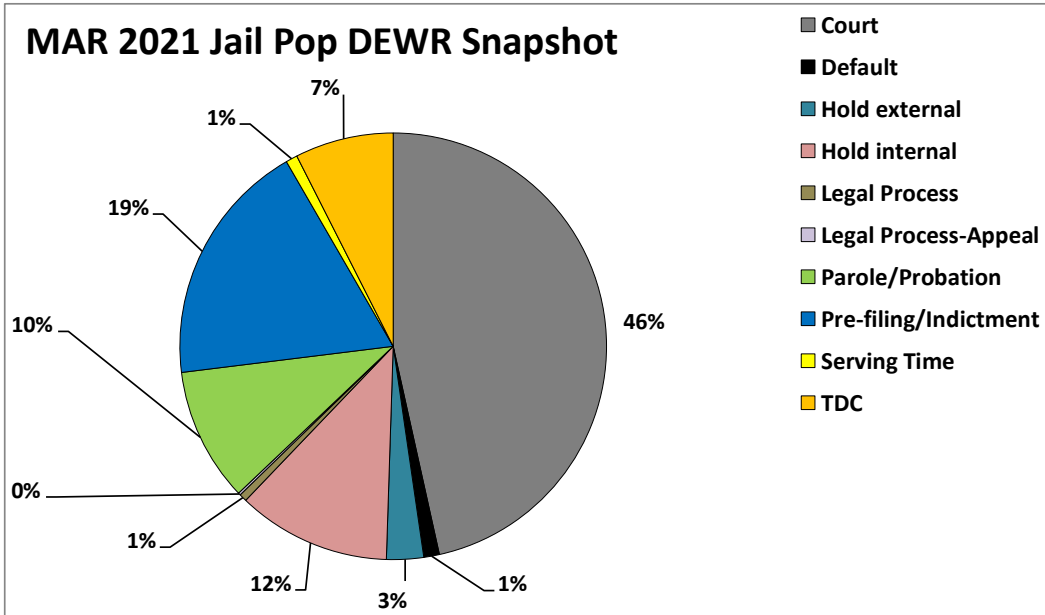


3-MONTH Jail Pop DEWR BUCKET MONTHLY AVG'S COMPARISON

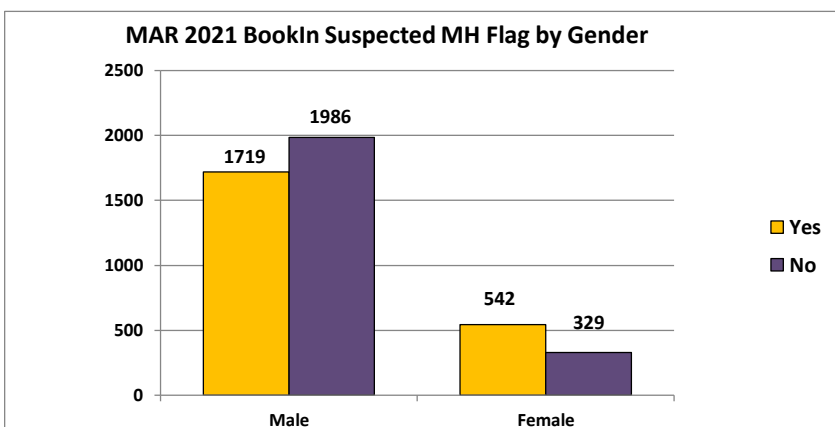
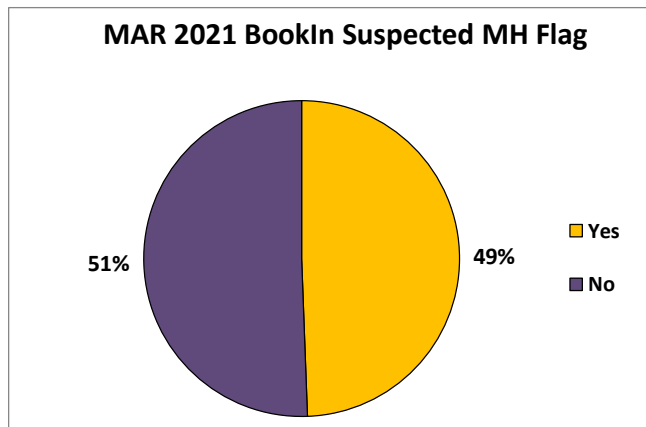
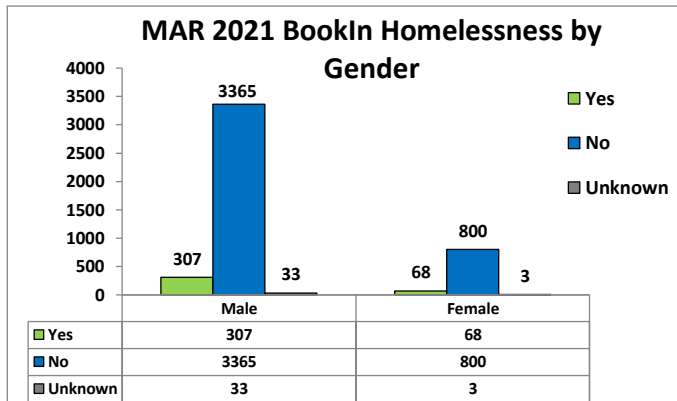
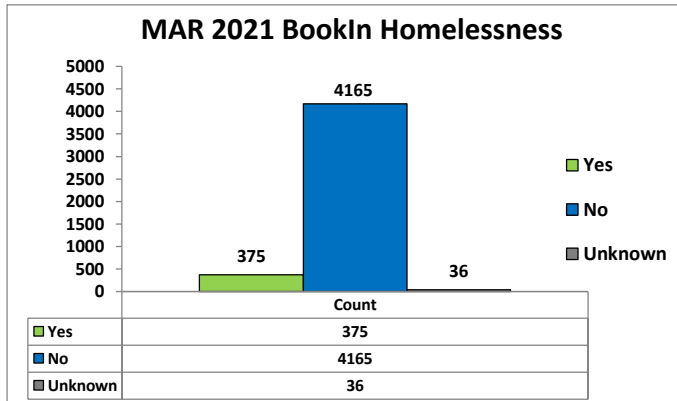
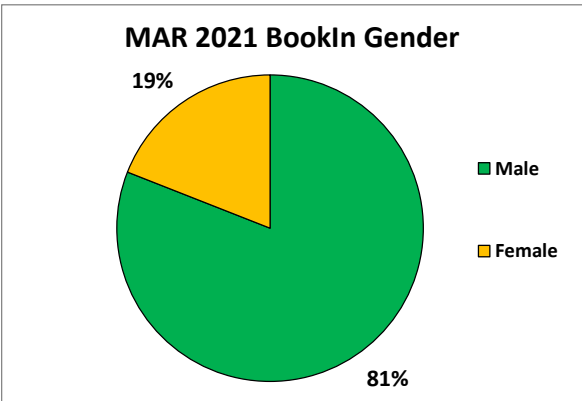


Jail Pop Buckets	Jail Pop Category
Misdnmr filed-pend	Court
Fel.pend excl.SJF	Court
State Jail Fel only	Court
Default	Default
Out of Co/State	Hold external
US Marshal	Hold external
TYC hold	Hold external
Immigration hold	Hold external
Contract	Hold external
US Military	Hold external
SAFPF	Hold internal
Sp.Pgrms	Hold internal
Incompetent	Hold internal
Bench Warrants	Legal Process
TDC <10y/appeal	Legal Process-Appeal
Sentd SJF/appeal	Legal Process-Appeal
Parole Vio.	Parole/Probation
PV-Felony	Parole/Probation
PV-Misdnmr	Parole/Probation
Felony not filed	Pre-filing/Indictment
Felony pend GJ	Pre-filing/Indictment
Misdnmr not filed	Pre-filing/Indictment
SJF-Serv Co Jail	Serving Time
Serv as Con of Prob.	Serving Time
Serv Co time/ fines	Serving Time
Serv fines/ fees only	Serving Time
Cntmpt-in Jail	Serving Time
Class C only	Serving Time
TDC over 10yrs	TDC
Sentenced SJF	TDC

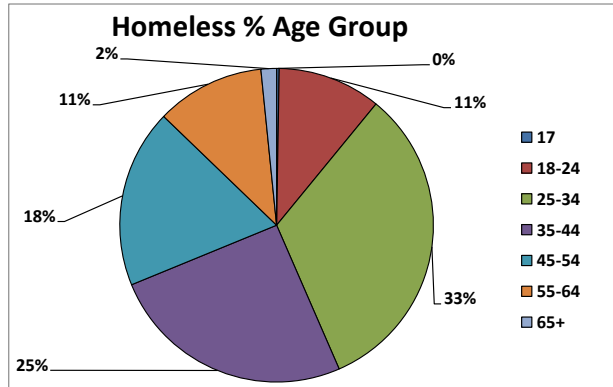
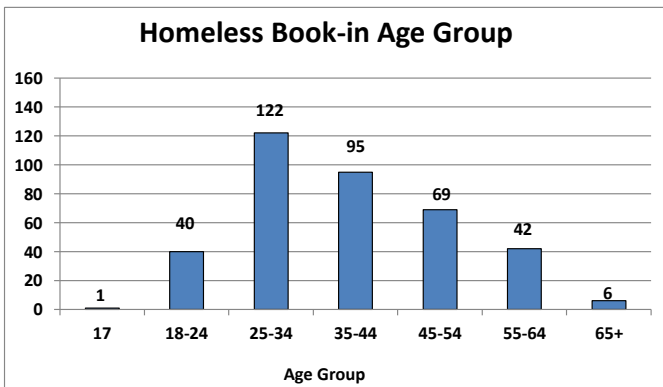
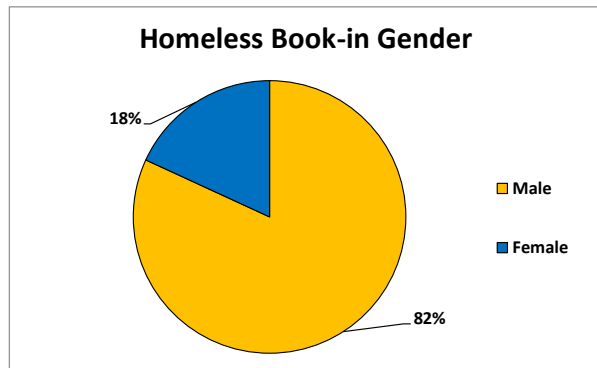
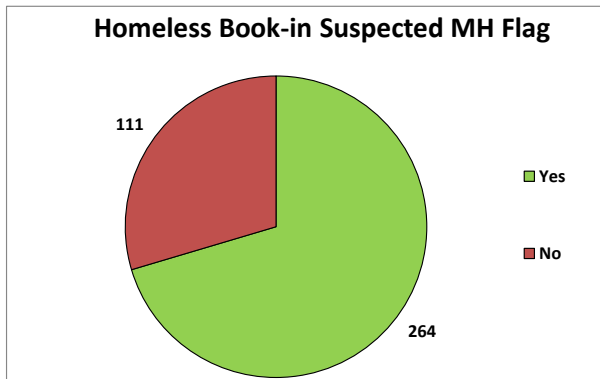
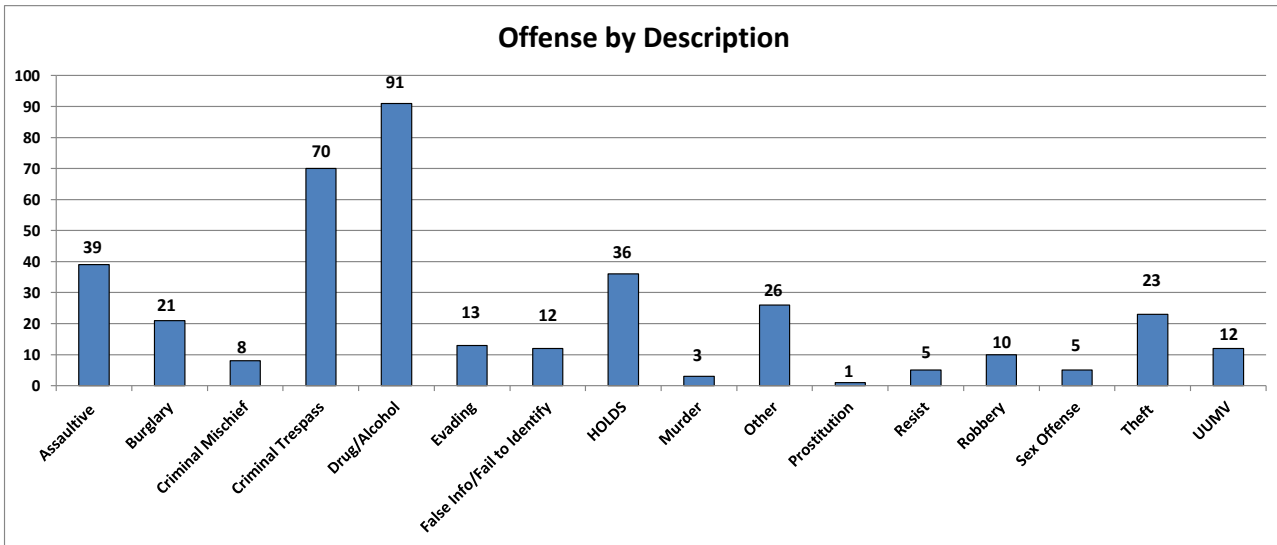
MAR 2021 Jail Pop DEWR Snapshot



MAR 2021 BOOK-INS SNAPSHOT



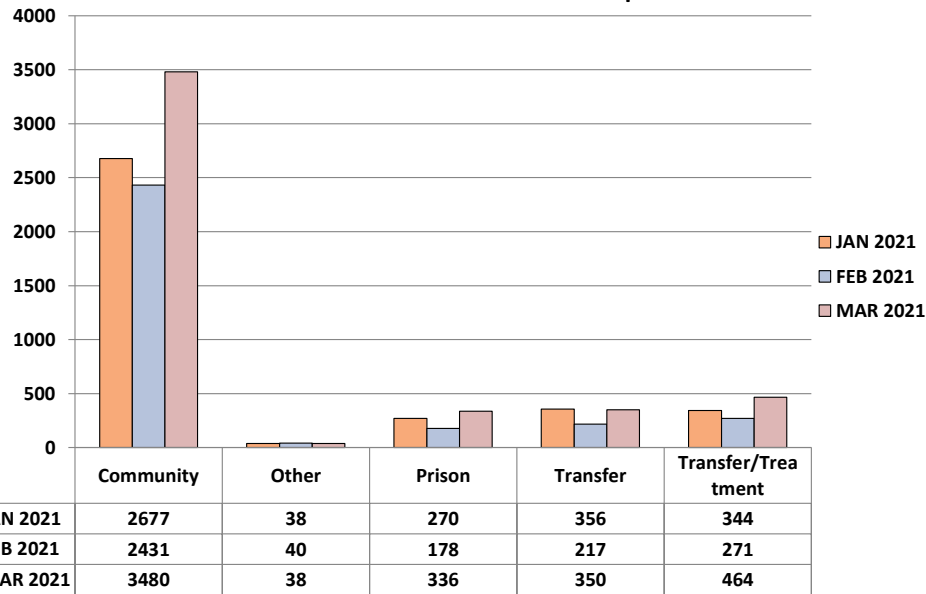
Homeless March 2021 Book-ins



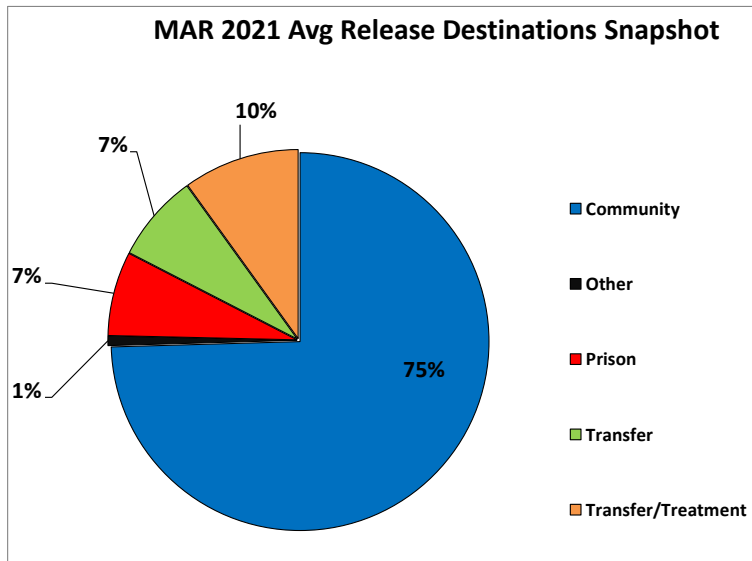
MONTHLY RELEASE TOTALS BY CATEGORY

RELEASE CATEGORY	Mar 19	Mar 20	Jan 21	Feb 21	Mar 21
BENCH WARRANT-READY TO RETURN	0	0	0	0	0
BOND REINSTATED	0	42	26	29	23
Deceased	1	1	1	0	0
DRY WRIT	53	0	0	0	0
DRY WRIT-CASE NOT FILED	0	0	0	0	0
ERROR-DUPLICATE CASE	0	0	0	0	0
ERROR- WRONG CASE #	0	1	0	0	0
Escaped	0	0	0	0	0
Failed to Report	1	0	0	0	0
FELONY REDUCED TO MISDEMEANOR	0	0	0	0	0
Failed to Return to Work Release	0	0	0	0	0
Finding of Facts Release	3	3	0	0	0
HOLD ADDED IN ERROR	0	0	0	0	0
Judicial Treatment Center/Wilmer	86	56	31	30	53
MISDEMEANOR REDUCED TO CLASS C	0	44	6	6	13
MOTION TO RELEASE	0	0	40	31	68
No Billed	0	9	8	6	8
Other	114	104	36	40	38
Paid Fine	0	2	0	1	1
Parole in Absentia or Pre Parole Transfer	1	0	0	1	0
Parole Warrant Withdrawn	85	74	31	42	34
Posted Cash Bond	195	145	233	233	414
Posted Personal Recognizance Bond	566	248	97	88	103
POSTED PR BOND	0	249	318	205	346
Posted Pre-trial Bond	17	11	4	12	7
Posted PT Personal Recognizance Bond	10	5	28	21	29
Posted Surety Bond	957	941	1262	1188	1685
Posted Writ Bond	0	0	0	1	0
PROBATION DISCHARGED	0	4	13	6	7
RELEASE PER SHOCK PROBATION	0	0	0	0	0
Released By Order of the Court	138	137	61	46	76
Released on Probation	197	204	157	131	199
Released per Agency Pick Time Expired	205	121	0	0	0
RELEASED PER AGENCY PICK-UP TIME EXPIRED	0	0	1	0	0
Released per Art 14.06/Magistrate Order	0	2	0	2	0
RELEASED PER CASE REJECTED BY DA	0	22	25	31	33
RELEASED PER DISCHARGE IN ABSENTIA	0	2	1	0	9
RELEASED PER DPD RELEASE CHARGE	0	4	12	18	18
Released per DPD/Class C Only	663	276	0	6	0
RELEASED PER FINDING OF FACTS	0	9	22	9	18
Released per Investigating Agency	6	22	17	18	4
RELEASED PER INVESTIGATIVE AGENCY	0	30	29	32	23
RELEASED PER MEDICAL REASONS	0	8	0	0	0
RELEASED PER PIA MANDATORY	0	0	2	1	2
Released per Teletype	290	221	15	14	24
Released to Dallas County Agency	238	49	2	3	5
Released to INS/Border Patrol	249	180	132	26	25
Released to Investigating Agency	1	12	5	5	17
Released to Mental Facility	24	36	13	17	29
Released to Military	0	0	0	0	0
Released to Out of County Agency	362	265	191	166	274
Released to Out of State Agency	37	29	26	15	28
RELEASED TO PAROLE OFFICER	0	29	13	20	32
Released to Special Program	208	317	300	221	381
RELEASED TO TDC	0	207	129	101	168
RELEASED TO TDC-ISF	0	3	7	16	15
Released to TDCJ	487	116	110	32	116
RELEASED TO U.S. MARSHALL	0	0	0	0	0
Released to US Marshall	28	51	24	29	37
Removed from furlough	0	0	1	0	0
SENTENCED TO DEATH	0	0	0	0	0
Served Time	373	300	203	208	251
Served Time and/or Paid Fine	0	0	1	0	0
TRANSFERRED TO INS/BORDER PATROL	0	9	0	0	0
TRANSFERRED TO A MENTAL FACILITY	0	1	0	2	1
TRANSFERRED TO A FEDERAL AGENCY	0	2	0	2	1
TRANSFERRED TO A SPECIAL PROGRAM	0	5	0	1	0
WARRANT WITHDRAWN	0	39	52	25	53
TOTAL RELEASES	5595	4647	3685	3137	4668

3-MONTH AVG Release Destinations Comparison



MAR 2021 Avg Release Destinations Snapshot

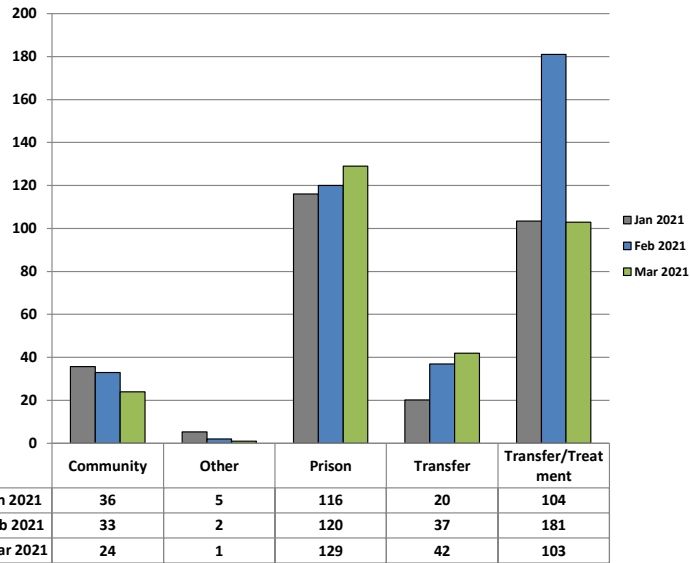


Release Reasons	Release Destination
BENCH WARRANT-READY TO RETURN	Community
BOND REINSTATED	Community
Deceased	Other
DRY WRIT	Community
DRY WRIT-CASE NOT FILED	Community
ERROR-DUPLICATE CASE	Other
ERROR- WRONG CASE #	Other
Escaped	Other
Failed to Report	Other
Failed to Return to Work Release	Other
FELONY REDUCED TO MISDEMEANOR	Community
Finding of Facts Release	Community
HOLD ADDED IN ERROR	Community
Judicial Treatment Center/Wilmer	Transfer/Treatment
MISDEMEANOR REDUCED TO CLASS C	Community
MOTION TO RELEASE	Community
No Billed	Community
Other	Other
Paid Fine	Community
Parole in Absentia or Pre Parole Transfer	Community
Parole Warrant Withdrawn	Community
Posted Cash Bond	Community
Posted Personal Recognizance Bond	Community
POSTED PR BOND	Community
Posted Pre-trial Bond	Community
Posted PT Personal Recognizance Bond	Community
Posted Surety Bond	Community
Posted Writ Bond	Community
PROBATION DISCHARGED	Community
RELEASE PER SHOCK PROBATION	Community
Released By Order of the Court	Community
Released on Probation	Community
Released per Agency Pick Time Expired	Community
RELEASED PER AGENCY PICK-UP TIME EXPIRE	Community
Released per Art 14.06/Magistrate Order	Community
RELEASED PER CASE REJECTED BY DA	Community
RELEASED PER DISCHARGE IN ABSENTIA	Community
RELEASED PER DPD RELEASE CHARGE	Community
Released per DPD/Class C Only	Community
RELEASED PER FINDING OF FACTS	Community
Released per Investigating Agency	Community
RELEASED PER INVESTIGATIVE AGENCY	Community
RELEASED PER MEDICAL REASONS	Transfer/Treatment
RELEASED PER PIA MANDATORY	Community
Released per Teletype	Community
Released to Dallas County Agency	Transfer
Released to INS/Border Patrol	Transfer
Released to Investigating Agency	Transfer
Released to Mental Facility	Transfer/Treatment
Released to Military	Transfer
Released to Out of County Agency	Transfer
Released to Out of State Agency	Transfer
RELEASED TO PAROLE OFFICER	Community
Released to Special Program	Transfer/Treatment
RELEASED TO TDC	Prison
RELEASED TO TDC-ISF	Prison
Released to TDCJ	Prison
RELEASED TO U.S. MARSHALL	Prison
Released to US Marshal	Prison
Removed from furlough	Other
SENTENCED TO DEATH	Other
Served Time	Community
Served Time and/or Paid Fine	Community
TRANSFERRED TO A MENTAL FACILITY	Transfer/Treatment
TRANSFERRED TO A FEDERAL AGENCY	Transfer
TRANSFERRED TO A SPECIAL PROGRAM	Transfer/Treatment
TRANSFERRED TO INS/BORDER PATROL	Transfer
WARRANT WITHDRAWN	Community

**AVERAGE LENGTH OF STAY
IN JAIL BASED ON RELEASE REASON**

RELEASE CATEGORY	2019 Avg	2020 Avg	Jan 2021	Feb 2021	Mar 2021	2021 Avg
BENCH WARRANT-READY TO RETURN	0	1	0	0	0	0
BOND REINSTATED	1	11	11	20	10	14
Deceased	61	49	30	0	0	10
DRY WRIT	0	1	0	0	0	0
DRY WRIT-CASE NOT FILED	0	0	0	0	0	0
ERROR-DUPLICATE CASE	0	0	0	0	0	0
ERROR- WRONG CASE #	0	1	0	0	0	0
Escaped	5	0	0	0	0	0
Failed to Report	1	0	0	0	0	0
Failed to Return to Work Release	0	0	0	0	0	0
FELONY REDUCED TO MISDEMEANOR	0	16	0	0	0	0
Finding of Facts Release	7	1	0	0	0	0
HOLD ADDED IN ERROR	0	1	0	0	0	0
Judicial Treatment Center/Wilmer	68	105	112	126	122	120
MISDEMEANOR REDUCED TO CLASS C	2	12	19	11	21	17
MOTION TO RELEASE	0	8	7	9	7	8
No Billed	29	40	40	43	19	34
Other	22	10	10	14	8	11
Paid Fine	1	1	0	1	0	0
Parole in Absentia or Pre Parole Transfer	81	38	0	194	0	65
Parole Warrant Withdrawn	43	57	33	53	35	40
Posted Cash Bond	1	3	1	3	3	2
Posted Personal Recognizance Bond	7	10	8	6	5	6
POSTED PR BOND	1	10	7	6	8	7
Posted Pre-trial Bond	3	3	2	4	2	3
Posted PT Personal Recognizance Bond	5	20	4	6	4	5
Posted Surety Bond	5	7	7	7	9	8
Posted Writ Bond	4	0	0	4	0	1
PROBATION DISCHARGED	5	15	17	52	8	26
RELEASE PER SHOCK PROBATION	0	0	0	0	0	0
Released By Order of the Court	18	44	36	61	75	57
Released on Probation	38	60	77	78	82	79
Released per Agency Pick Time Expired	14	7	0	0	0	0
RELEASED PER AGENCY PICK-UP TIME EXPIRED	0	0	0	0	0	0
Released per Art 14.06/Magistrate Order	27	27	16	1	0	6
RELEASED PER CASE REJECTED BY DA	2	11	11	20	20	17
RELEASED PER DISCHARGE IN ABSENTIA	2	95	371	0	167	179
RELEASED PER DPD RELEASE CHARGE	1	11	13	11	12	12
Released per DPD/Class C Only	15	7	0	0	0	0
Released per finding of fact/Dry Writ	9	1	0	0	0	0
RELEASED PER FINDING OF FACTS	1	7	8	9	7	8
Released per Investigating Agency	14	41	12	54	112	59
RELEASED PER INVESTIGATIVE AGENCY	1	31	40	62	78	60
RELEASED PER MEDICAL REASONS	2	4	0	0	0	0
RELEASED PER PIA MANDATORY	0	118	562	512	85	386
Released per Teletype	11	33	34	31	58	41
Released to Dallas County Agency	12	44	11	110	94	72
Released to INS/Border Patrol	34	44	48	55	146	83
Released to Investigating Agency	8	15	17	51	26	31
Released to Mental Facility	184	257	427	315	415	386
Released to Military	1	4	0	0	0	0
Released to Out of County Agency	22	39	45	47	43	45
Released to Out of State Agency	26	35	40	35	26	34
RELEASED TO PAROLE OFFICER	12	61	44	32	53	43
Released to Special Program	62	65	82	68	80	77
RELEASED TO TDC	18	142	171	213	168	184
RELEASED TO TDC-ISF	9	63	74	91	69	78
Released to TDCJ	120	115	178	133	173	161
RELEASED TO U.S. MARSHALL	0	0	0	0	0	0
Released to US Marshal	100	156	157	164	235	185
Removed from furlough	1	0	7	0	0	2
SENTENCED TO DEATH	0	0	0	0	0	0
Served Time	21	37	47	45	52	48
Served Time and/or Paid Fine	1	1	1	0	0	0
TRANSFERRED TO INS/BORDER PATROL	17	23	0	0	0	0
TRANSFERRED TO A MENTAL FACILITY	33	151	0	394	2	132
TRANSFERRED TO A FEDERAL AGENCY	0	4	0	1	1	1
TRANSFERRED TO A SPECIAL PROGRAM	24	56	0	181	0	60
WARRANT WITHDRAWN	9	57	38	31	51	40
Avg length stay in-jail for those released in the yr/mon	yr/18	yr/34	mon/42	mon/49	mon/38	yr/43
Total/Total Avg Releases for Month/Yr	5216	3871	3685	3137	4668	3830

3-Month Total Avgs of Length of Stay in Jail Based on Release Destination



Release Reasons	Length of Stay in Jail based on Release Destination
BENCH WARRANT-READY TO RETURN	Community
BOND REINSTATED	Community
Deceased	Other
DRY WRIT	Community
DRY WRIT-CASE NOT FILED	Community
ERROR-DUPLICATE CASE	Other
ERROR- WRONG CASE #	Other
Escaped	Other
Failed to Report	Other
Failed to Return to Work Release	Other
FELONY REDUCED TO MISDEMEANOR	Community
Finding of Facts Release	Community
HOLD ADDED IN ERROR	Community
Judicial Treatment Center/Wilmer	Transfer/Treatment
MISDEMEANOR REDUCED TO CLASS C	Community
MOTION TO RELEASE	Community
No Billed	Community
Other	Other
Paid Fine	Community
Parole in Absentia or Pre Parole Transfer	Community
Parole Warrant Withdrawn	Community
Posted Cash Bond	Community
Posted Personal Recognizance Bond	Community
POSTED PR BOND	Community
Posted Pre-trial Bond	Community
Posted PT Personal Recognizance Bond	Community
Posted Surety Bond	Community
Posted Writ Bond	Community
PROBATION DISCHARGED	Community
RELEASE PER SHOCK PROBATION	Community
Released By Order of the Court	Community
Released on Probation	Community
Released per Agency Pick Time Expired	Community
RELEASED PER AGENCY PICK-UP TIME EXPIRED	Community
Released per Art 14.06/Magistrate Order	Community
RELEASED PER CASE REJECTED BY DA	Community
RELEASED PER DISCHARGE IN ABSENTIA	Community
RELEASED PER DPD RELEASE CHARGE	Community
Released per DPD/Class C Only	Community
RELEASED PER FINDING OF FACTS	Community
Released per Investigating Agency	Community
RELEASED PER INVESTIGATIVE AGENCY	Community
RELEASED PER MEDICAL REASONS	Transfer/Treatment
RELEASED PER PIA MANDATORY	Community
Released per Teletype	Community
Released to Dallas County Agency	Transfer
Released to INS/Border Patrol	Transfer
Released to Investigating Agency	Transfer
Released to Mental Facility	Transfer/Treatment
Released to Military	Transfer
Released to Out of County Agency	Transfer
Released to Out of State Agency	Transfer
RELEASED TO PAROLE OFFICER	Community
Released to Special Program	Transfer/Treatment
RELEASED TO TDC	Prison
RELEASED TO TDC-ISF	Prison
Released to TDCJ	Prison
RELEASED TO U.S. MARSHALL	Prison
Released to US Marshal	Prison
Removed from furlough	Other
SENTENCED TO DEATH	Other
Served Time	Community
Served Time and/or Paid Fine	Community
TRANSFERRED TO A MENTAL FACILITY	Transfer/Treatment
TRANSFERRED TO A FEDERAL AGENCY	Transfer
TRANSFERRED TO A SPECIAL PROGRAM	Transfer/Treatment
TRANSFERRED TO INS/BORDER PATROL	Transfer
WARRANT WITHDRAWN	Community

PRE-INDICTMENT WAIVERS BY COURT BY MONTH

	CDC1	CDC2	CDC3	CDC4	CDC5	CDC6	CDC7	194th	195th	203rd	204th	265th	282nd	283rd	291st	292nd	363rd	Total	
DATE																			Total
2018 Year Totals	203	112	83	173	103	166	120	63	180	151	229	165	66	180	119	138	76	2327	
Year Avg	17	9	7	14	9	14	10	5	15	13	19	14	6	15	10	12	6	194	
DATE																			Total
2019 Year Totals	149	109	68	100	50	101	92	66	124	121	141	91	53	64	71	109	54	1563	
Year Avg	12	9	6	8	4	8	8	6	10	10	12	8	4	5	6	9	5	130	
DATE																			Total
2020 Year Totals	129	112	75	88	65	115	78	71	160	95	108	89	61	125	84	126	96	1677	
Year Avg	11	9	6	7	5	10	7	6	13	8	9	7	5	10	7	11	8	140	
Jan 21	9	2	2	9	5	3	6	5	10	6	6	4	12	11	6	7	3	106	
Feb 21	6	13	3	4	4	11	4	3	6	9	4	9	5	1	0	13	7	102	
Mar 21	20	10	3	9	3	10	11	9	7	6	4	4	8	6	5	12	7	134	
Apr 21																			
May 21																			
Jun 21																			
Jul 21																			
Aug 21																			
Sep 21																			
Oct 21																			
Nov 21																			
Dec 21																			
2021 Year Totals	35	25	8	22	12	24	21	17	23	21	14	17	25	18	11	32	17	342	
Year Avg	12	8	3	7	4	8	7	6	8	7	5	6	8	6	4	11	6	114	

DISPOSITION TOTALS BY FELONY COURT

2019	Jan	Feb	Mar	April	May	Jun	Jul	Aug	Sept	Oct	Nov	Dec	Average	
Avg	181	166	163	159	195	147	170	183	154	177	136	135	164	1966
TOTAL DISPOSTIONS	3074	2828	2778	2703	3310	2501	2896	3108	2613	3001	2316	2298	2786	33,426
2020	Jan	Feb	Mar	April	May	Jun	Jul	Aug	Sept	Oct	Nov	Dec	Average	
Avg	150	150	140	84	90	108	124	122	131	171	117	135	127	1522
TOTAL DISPOSTIONS	2555	2552	2381	1431	1538	1840	2104	2066	2233	2899	1984	2299	2157	25,882
2021	Jan	Feb	Mar	April	May	Jun	Jul	Aug	Sept	Oct	Nov	Dec	Average	
CDC1	116	123	169										136	408
CDC2	122	144	251										172	517
CDC3	75	78	151										101	304
CDC4	114	93	168										125	375
CDC5	112	84	134										110	330
CDC6	118	134	190										147	442
CDC7	99	85	197										127	381
194TH	140	93	190										141	423
195TH	132	127	149										136	408
203RD	117	98	135										117	350
204TH	138	116	153										136	407
265TH	149	100	199										149	448
282ND	124	83	161										123	368
283RD	111	94	155										120	360
291ST	100	88	160										116	348
292ND	164	144	193										167	501
363RD	115	90	123										109	328
Avg	120	104	169	#DIV/0!	#DIV/0!	#DIV/0!	#DIV/0!	#DIV/0!	#DIV/0!	#DIV/0!	#DIV/0!	#DIV/0!	131	394
TOTAL DISPOSTIONS	2046	1774	2878	0	0	0	0	0	0	0	0	0	2233	6,698

Average Jail Pop Totals for Pending Dispos by Court

03/01/2021-03/31/2021

DATE	CDC 1	CDC 2	CDC 3	CDC 4	CDC 5	CDC 6	CDC 7	194	195	203	204	265	282	283	291	292	363	Total
	YOO	KENNEDY	RILEY	COLLINS	THOMPSON	HOWARD	ANYIAM	WHITE	GARZA	JONES	KEMP	BENNETT	DAVIS	MAYS	MITCHELL	BIRMINGHAM	HOLMES	
03/01/21	187	162	188	218	215	227	196	236	197	224	166	176	184	177	203	191	169	3316
03/02/21	193	164	189	219	212	225	200	236	194	222	165	174	181	180	203	196	173	3326
03/03/21	189	162	189	219	203	223	202	237	192	221	166	172	181	180	203	196	178	3313
03/04/21	190	165	188	215	208	222	194	233	185	221	164	165	179	180	201	192	181	3283
03/05/21	195	165	187	209	209	217	194	236	188	222	167	162	178	179	203	194	177	3282
03/08/21	197	163	185	210	208	211	191	227	184	221	167	163	173	180	204	195	179	3258
03/09/21	195	160	188	207	209	211	189	231	183	222	171	164	172	180	203	196	179	3260
03/10/21	199	159	190	208	202	216	189	228	181	223	170	164	169	182	205	194	176	3255
03/11/21	203	162	193	206	203	215	191	228	179	224	171	167	171	179	206	189	179	3266
03/12/21	201	169	191	205	202	215	189	227	177	223	172	167	174	179	205	185	180	3261
03/15/21	202	166	191	208	201	214	187	229	177	222	169	165	175	180	205	184	181	3256
03/16/21	204	166	190	202	202	216	187	232	178	224	167	169	178	180	207	183	184	3269
03/17/21	206	165	189	201	202	214	185	233	180	225	168	167	171	181	205	183	178	3253
03/18/21	209	163	187	193	202	213	187	230	184	221	170	171	172	182	206	189	178	3257
03/19/21	210	163	186	191	203	210	190	235	185	216	172	165	170	180	209	189	173	3247
03/22/21	209	164	186	188	202	209	185	236	185	216	173	161	173	181	204	190	173	3235
03/23/21	200	165	186	187	204	207	183	235	183	215	177	161	172	186	204	189	172	3226
03/24/21	202	167	185	188	205	207	181	237	185	213	171	161	174	186	205	187	166	3220
03/25/21	203	164	183	185	201	205	182	238	191	215	173	161	171	188	207	187	170	3224
03/26/21	204	158	183	188	202	211	178	239	191	216	177	158	171	184	209	186	166	3221
03/29/21	205	158	184	196	198	212	180	239	188	218	175	153	172	181	207	186	162	3214
03/30/21	203	159	185	198	199	208	179	236	190	220	175	155	172	183	206	187	162	3217
03/31/21	208	162	184	200	198	207	184	230	193	216	176	159	175	178	206	190	163	3229
Mar. AVG	201	163	187	202	204	214	188	233	186	220	171	164	174	181	205	189	174	3120
Rankings	↑	★	↓	↓	↓	↓	↓	↑	↓	↑	★	★	↓	↑	↑	↓	↑	
	11	1	8	12	13	15	9	17	7	16	3	2	T-4	6	14	10	T-4	

STATE JAIL INITIATIVE STATISTICS

Month For the Month Ending	PLEAS			REVOICATIONS			TRIALS			DISMISSALS	WAIVERS	DISPOSITIONS
	By Court	By Mag	Total	By Court	By Mag	Total	By Court	By Jury	Total			
93 March 2019	248	287	535	117	0	117	0	1	1	44	81	697
105 March 2020	290	123	413	99	0	99	1	0	1	113	61	626
106 April 2020	180	108	288	85	0	85	0	0	0	70	99	443
107 May 2020	146	115	261	89	0	89	0	0	0	97	56	447
108 June 2020	182	78	260	106	0	106	0	0	0	211	30	577
109 July 2020	236	109	345	97	0	97	0	0	0	269	34	711
110 August 2020	230	105	335	95	0	95	0	0	0	128	42	558
111 September 2020	205	119	324	101	0	101	0	0	0	83	40	508
112 October 2020	351	151	502	118	0	118	0	0	0	176	50	796
113 November 2020	221	100	321	64	0	64	0	0	0	129	66	514
114 December 2020	242	123	365	72	0	72	0	0	0	155	64	592
115 January 2021	247	108	355	81	0	81	0	0	0	165	75	601
116 February 2021	210	91	301	86	0	86	0	0	0	122	61	509
117 March 2021	289	98	387	108	0	108	0	0	0	159	55	654
Average	435	218	653	156	0	156	0	1	1	43	66	853

Defendants in jail pending lab analysis								
Date	DEA	DPS	Tarrant	SWIFS	NMS	ARMSTRONG	Total	Total SWIFS over 30 days
01/09/18	3	72	14	38			127	0
02/05/18	2	44	13	65			124	0
03/09/18	1	60	16	41			118	1
04/10/18	3	68	14	25			110	0
05/07/18	2	97	19	54			172	0
06/09/18	2	106	20	58			186	1
07/09/18	2	103	6	50			161	3
08/06/18	1	95	1	38			135	1
09/04/18	2	100	0	21			123	0
10/16/18	0	121	0	7			128	0
11/13/18	0	161	0	37			198	0
12/12/18	0	141	0	38			179	0
01/04/19	0	163	0	36			199	0
02/05/19	0	162	0	34			196	0
03/07/19	0	107	0	4			111	0
04/10/19	0	86	0	18			104	0
05/10/19	0	91	0	18			109	0
06/10/19	0	61	0	19			80	1
07/05/19	3	55	0	8			66	0
08/09/19	4	30	2	22			58	0
09/10/19	5	19	0	13			37	0
10/09/19	4	17	6	13			40	0
11/09/19	4	14	1	6			25	0
12/06/19	4	16	0	5			25	0
01/07/20	1	15	0	0			16	0
02/07/20	1	27	0	6			34	2
03/02/20	0	8	0	3			11	0
04/03/20	0	14	0	2			16	0
05/08/20	0	10	0	4			14	2
06/05/20	0	11	0	0	2	1	14	0
07/06/20	0	20	0	0	1	1	22	0
08/04/20	0	8	0	1	0	1	10	1
09/04/20	0	22	0	9	0	2	33	3
10/04/20	0	12	0	1	1	0	14	1
11/06/20	0	20	0	5	2	0	27	1
12/03/20	0	15	0	2	0	0	17	1
01/04/21	0	10	0	14	0	1	25	14
02/04/21	0	12	0	5	1	0	18	5
03/04/21	0	17	0	18	1	0	36	18
04/05/21	0	9	0	4	2	0	15	4

FY2021 Public Defender's Office Summary Statistics for Misdemeanor Courts March 2021		
Court/Judge	New Cases	Total Dispositions
CCC #1/Patterson (2 PD AVG 200)	152	81
CCC #2/Hayes (1 PD AVG 100)	100	76
CCC #3/Moorehead (2 PD AVG 200)	174	116
CCC #4/Mulder (1 PD AVG 100)	98	113
CCC #5/Green (1 PD AVG 100)	102	84
CCC #6/King (1 PD AVG 100)	100	81
CCC #7/Edwards (1 PD AVG 100)	105	98
CCC #8/White (1 PD AVG 100)	156	62
CCC #9/Hoffman (1 PD AVG 100)	103	64
CCC #10/Mullin (No PD)	0	0
CCC #11/Kelly (1 PD AVG 75)	76	47
CCCAP #2/Luther (1 PD AVG 100)	100	84
Floater (1 PD AVG 100)	58	18
Y-T-D Totals	1324	924
Courts are required to assign an average of 100 cases per month to each PD.		

CCC 11: Court is a family violence court and the numbers in this court are typically lower compared to non-family violence courts.

Floater: This position was vacant until filled the first week of March.

FY2021 Public Defender's Office Summary Statistics for Felony Courts March 2021		
Court/Judge	New Cases	Total Dispositions
CDC - Clinton (1 PD AVG. 30)	31	40
CDC #2 - Kennedy (4 PD AVG. 120)	98	132
CDC #3 - G. Lewis (2 PD AVG. 60)	66	79
CDC #4 - Collins (2 PD AVG. 60)	62	92
CDC #5 - Thompson (2 PD AVG. 60)	60	69
CDC #6 - Howard (1 PD AVG. 30)	30	40
CDC #7 - Anyiam (1 PD AVG. 30)	30	20
194th - White (3 PD AVG. 90)	94	103
195th - Garza (2 PD AVG. 60)	64	54
203rd - Jones (2 PD AVG. 60)	60	70
204th - Kemp (No PD)	0	0
265th - Bennett (2 PD AVG. 60)	63	137
282nd - Givens (No PD)	0	0
283rd - Mays (2 PD AVG. 60)	62	54
291st - Huff (2 PD AVG. 60)	67	44
292nd - Birmingham (2 PD AVG. 60)	60	77
363rd - Holmes (2 PD AVG. 60)	60	60
Y-T-D Totals	907	1071
Courts are required to assign between 30 & 35 cases per month per PD.		

CDC 2: One PD in this four PD court is out on FMLA.

HARRY INGRAM		FY2021 ATLAS STATISTICS											203rd				
MONTH	BEGINNING # OF PENDING CASES	+NEW CASES RECEIVED THIS MONTH	=TOTAL CASES	TBJ	TBC	PLEAS	REV	GRADUATES	PROBATION MODIFICATIONS	DISMISSALS	OTHERS	TOTAL DISPOSITIONS	ENDING # PENDING CASES **	CURRENT ATLAS PARTICIPANTS	CURRENT PARTICIPANTS IN CUSTODY	FORMER ATLAS PARTICIPANTS	BOND
March	7	6	13	0	0	0	0	0	0	0	0	0	13	8	0	0	8

HARRY INGRAM		FY2021 MISDEMEANOR DIVERT MENTAL HEALTH COURT STATS											CCCAP1/WADE				
MONTH	BEGINNING # OF PENDING CASES	Rediverts	+NEW CASES RECEIVED THIS MONTH	=TOTAL CASES	TBJ	TBC	PLEAS	DISMISSAL	OTHER	TOTAL DISPOSITIONS	ENDING # PENDING CASES **	CURRENT PARTICIPANTS	NUMBER OF GRADUATES	BOND***			
March	9	0	0	9	0	0	0	1	0	1	8	8	1	7			

HARRY INGRAM		FY2021 S.E.T. STATISTICS											291st				
MONTH	BEGINNING # OF PENDING CASES	+NEW CASES RECEIVED THIS MONTH	=TOTAL CASES	TBJ	TBC	PLEAS	REV	GRADUATES	PROBATION MODIFICATIONS	DISMISSALS	OTHERS	TOTAL DISPOSITIONS	ENDING # PENDING CASES **	CURRENT PARTICIPANTS	CURRENT PARTICIPANTS IN CUSTODY	FORMER PARTICIPANTS	BOND
March	64	0	64	0	0	0	0	0	0	0	28	28	36	22	0	0	22

March		FY2021 MHPD STATS												
	BEGINNING # OF PENDING CASES	+NEW CASES RECEIVED THIS MONTH	=TOTAL CASES	TRIALS	PLEAS	COND. DISM.	REVK	REVC	DISMISSALS	INCOMPLETE	REFERRALS	OTHER COUNSEL APPT.	TOTAL CLOSED	
R. Lenox	244	13	257	0	4	14	0	0	0	0	0	2	20	
L. Strather	246	26	272	0	1	2	0	0	0	1	0	0	4	

March		FY2021 FELONY COMPETENCY STATISTICS														
MONTH	BEGINNING # OF CASES	NEW CASES THIS MONTH	TBJ	TBC	Alt. Trial Dispos.	PLEAS	REVO-CATIONS	DISMISSALS	PROBATION	COMP. HRG.	EXTENSIONS	CIVIL COMMIT.	MHMR REFERRAL	CONSULTS	OTHER	ENDING # OF PEOPLE IN OCR
M. Harden	168	10	0	0	0	1	0	3	0	11	3	1	0	0	0	11
R. Scott	12	0	0	0	0	0	0	0	0	0	0	0	0	0	0	0

RANDALL SCOTT		FY2021 MISDEMEANOR COMPETENCY STATISTICS														
MONTH	BEGINNING # OF CASES	NEW CASES THIS MONTH	TBJ	TBC	Alt. Trial Dispos.	PLEAS	REVO-CATIONS	DISMISSALS	PROBATION	COMP. HRG.	EXTENSIONS	CIVIL COMMIT.	MHMR REFERRAL	CONSULTS	OTHER	ENDING # OF PEOPLE IN OCR
March	102	57	0	0	0	0	1	44	0	25	0	0	0	0	0	12

March		MI Court																				
MONTH	TOTAL NEW CASES RECEIVED	NEW CLIENTS AT TERRELL	NEW CLIENTS AT GREEN OAKS	NEW CLIENTS AT MEDICAL CENTER MCKINNEY	NEW CLIENTS AT PARK AND	NEW CLIENTS AT DALLAS BEHAVIORAL HEALTH	NEW CLIENTS AT GARLAND BEHAVIORAL	NEW CLIENTS AT CLEMENTS (formerly ZALE LIPSHY)	NEW CLIENTS AT SUNDANCE BEHAVIORAL HEALTHCARE	NEW CLIENTS AT HICKORY TRAILS	NEW CLIENTS AT METHODIST RICHARDSON	NEW CLIENTS AT DALLAS PRESBYTERIAN	NEW CLIENTS AT VA	NEW CLIENTS AT WELLB RIDGE	NEW CLIENTS AT GLEN OAKS	NEW CLIENTS AT TEXOMA	NEW CLIENTS AT HAVEN	NEW CLIENTS AT PERIMETER BEHAVIORAL HEALTHCARE	PROBABLE CAUSE HEARINGS HELD	NO CONTEST COMMIT	CONTESTED COMMIT	FORCED MEDS HEARING IN COURT
L. Roberts	173	8	0	48	0	0	89	0	0	0	0	0	0	0	26	0	0	2	3	0	29	31
C. Cox	232	0	0	0	191	0	0	8	0	0	33	0	0	0	0	0	0	0	2	0	17	17
K. Nelson	103	0	0	0	0	28	0	0	0	62	0	0	13	0	0	0	0	0	3	0	12	11
R. Black	150	0	104	0	0	0	0	0	0	41	0	0	5	0	0	0	0	0	5	0	6	6

DAN ECKSTEIN		MHPR BOND STATS										
MONTH	INITIAL ELIGIBILITY DAILY LIST (MH FLAGS)	MHPR BOND APPOINTMENTS FROM DAILY LIST (MH FLAGS MINUS THOSE SCREENED-OUT)	MHPR BOND GRANTED (# of clients)	MHPR BOND HEARING-BOND DENIED (# of clients)	TOTAL HEARINGS (# of clients)	Total # of Cases	Total # of Felony Cases	# of Felonies Approved	# of Felonies Denied	Total # of Misd. Cases	# of Misd's Approved	# of Misd's Denied
March	1421	161	33	2	35	53	40	34	6	13	12	1

MENTAL HEALTH PERSONAL RECOGNIZANCE BONDS--ATTORNEY CASE APPOINTMENTS
OCTOBER 2020 - SEPTEMBER 2021

MISDEMEANOR	891
TOTAL FY2021	

PUBLIC DEFENDER	
Misdemeanors	457

FELONY	677
TOTAL FY2021	

PUBLIC DEFENDER	
TOTAL	177
FS	110
F3	40
F2	18
F1	9

*This is the total number of misdemeanor cases for clients considered for MH PR Bonds for the defined period. Of these cases, the numbers below reflect the attorneys appointed to handle the cases beyond the MH PR Bond hearing.

PRIVATE APPOINTED	
Misdemeanors	130

PRIVATE RETAINED	
Misdemeanors	3

NO ATTORNEY	
Misdemeanors	301

**This is the total number of felony cases for clients considered for MH PR Bonds for the defined period. Of these cases, the numbers below reflect the attorneys appointed to handle the cases beyond the MH PR Bond hearing.

PRIVATE APPOINTED	
TOTAL	252
FS	117
F3	74
F2	49
F1	12

PRIVATE RETAINED	
TOTAL	6
FS	2
F3	2
F2	0
F1	2

NO ATTORNEY	
TOTAL	242
FS	134
F3	61
F2	31
F1	16

*The numbers below for each month may change as attorneys are appointed on cases which previously had no attorney appointed, and are most accurate 60 days out.

	Public Defender					Private Appointed					Private Retained					No Attorney				
	Misd	FS	F3	F2	F1	Misd	FS	F3	F2	F1	Misd	FS	F3	F2	F1	Misd	FS	F3	F2	F1
Oct-20	97	26	3	8	2	33	41	18	11	1	0	0	1	0	1	83	35	25	8	2
Nov-20	80	24	13	3	2	39	20	13	2	1	1	1	0	0	1	18	9	2	2	1
Dec-20	109	17	7	3	1	26	25	14	13	3	0	0	0	0	0	22	5	6	2	2
Jan-21	69	14	5	2	2	10	9	11	7	2	1	0	1	0	0	80	39	15	6	7
Feb-21	46	10	8	0	0	7	9	7	9	2	1	1	0	0	0	40	20	6	4	3
Mar-21	56	19	4	2	2	15	13	11	7	3	0	0	0	0	0	58	26	7	9	1
Apr-21	0	0	0	0	0	0	0	0	0	0	0	0	0	0	0	0	0	0	0	0
May-21	0	0	0	0	0	0	0	0	0	0	0	0	0	0	0	0	0	0	0	0
Jun-21	0	0	0	0	0	0	0	0	0	0	0	0	0	0	0	0	0	0	0	0
Jul-21	0	0	0	0	0	0	0	0	0	0	0	0	0	0	0	0	0	0	0	0
Aug-21	0	0	0	0	0	0	0	0	0	0	0	0	0	0	0	0	0	0	0	0
Sep-21	0	0	0	0	0	0	0	0	0	0	0	0	0	0	0	0	0	0	0	0
TOTAL	457	110	40	18	9	130	117	74	49	12	3	2	2	0	2	301	134	61	31	16

Bond Hearings

Court	# OF CLIENTS	CLIENTS WITH MH DIAGNOSIS	# OF HEARINGS SET	# OF CASES	PR BOND GRANTED	BOND AMOUNT REDUCED	BOND AMOUNT NOT CHANGED	WAIVED	DISPOSED	DISMISSED	OTHER
CCC 1	49	13	66	65	55	1	2	1	1	0	6
CCC 2	53	25	78	73	52	5	8	7	0	0	6
CCC 3	61	33	105	104	24	34	8	37	0	0	2
CCC 4	40	14	55	53	24	1	6	20	0	0	4
CCC 5	48	23	63	64	22	3	11	17	0	0	10
CCC 6	26	10	33	33	13	2	7	8	0	0	3
CCC 7	39	14	55	53	24	1	6	20	0	0	4
CCC 8	47	17	63	62	24	3	11	16	1	0	8
CCC 9	52	25	98	94	21	7	19	36	0	0	15
CCC 10											
CCC 11	32	14	36	36	4	6	11	7	0	0	8
CCCAP2	50	18	80	80	22	7	9	36	0	0	6
TOTAL	497	206	732	717	285	70	98	205	2	0	72

- *# OF HEARINGS SET captures cases that may be heard more than once (ex: PR Bond is initially denied, or client is rearrested on the same charge).
- *WAIVED captures hearings waived by client request (ex: ICE hold, felony pending, etc.), or by attorney request due to competency concerns.
- *DISPOSED captures cases disposed plead in lieu of hearing, after hearing preparation; dismissals are recorded separately.
- *OTHER captures any situation not otherwise listed (ex: attorney hired day of hearing; bond posted of hearing, etc., only if client was interviewed and attorney prepared case for hearing).

**DALLAS COUNTY PRETRIAL RELEASE SERVICES MONTHLY REPORT
Caruth Grant MH PR Bond Stats Summary 2021**

Month	Year	Initial MH #	Eligible	# Signed orders	Presente	Denied	Other	Granted	Misdemeanor	Felony
January	2021	1562	204	276	36	5	1	30	12	29
February	2021	1129	116	158	27	3	0	24	17	21
March	2021	1420	162	231	33	3	0	30	11	30
April	2021									
May	2021									
June	2021									
July	2021									
August	2021									
September	2021									
October	2021									
November	2021									
December	2021									
TOTALS		4111	482	665	96	11	1	84	40	80

Yellow = Court Proceedings

Other = Granted MH Bond in court released by other means prior to PR bond posting

Misdemeanor and Felony totals calculated for individuals APPROVED & RELEASED on MH Bond

2017-2020 TOTALS

APR 17 - DEC 20	60813	8236	10502	2165	318	50	1797	1006	1546
------------------------	--------------	-------------	--------------	-------------	------------	-----------	-------------	-------------	-------------

Note:

April-October 2017: Misdemeanor and Felony totals included all cases presented for bond (approved and denied)

November 2017-Current: Misdemeanor and Felony totals included only cases APPROVED for bond

April 2017 - Present TOTALS

April 17 - Present	64924	8718	11167	2261	329	51	1881	1046	1626
---------------------------	--------------	-------------	--------------	-------------	------------	-----------	-------------	-------------	-------------

Levels

Month	Year	Level 1	Level 2	Level 3	Level 4	TOTAL
January	2021	18	9	3	0	30
February	2021	15	7	2	0	24
March	2021	11	14	3	2	30
April	2021					0
May	2021					0
June	2021					0
July	2021					0
August	2021					0
September	2021					0
October	2021					0
November	2021					0
December	2021					0
TOTAL		44	30	8	2	84

Total number of levels approved, does not account for discharged/closed out files.

Discharges

Month	Year	Successful	Unsuccessful	Other	TOTAL	Success Rate%
January	2021	10	14	0	24	42%
February	2021	10	17	0	27	37%
March	2021	15	19	0	34	44%
April	2021				0	
May	2021				0	
June	2021				0	
July	2021				0	
August	2021				0	
September	2021				0	
October	2021				0	
November	2021				0	
December	2021				0	
TOTAL		35	50	0	85	

April 2017-Present: Total Approved 1881

April 2017-Present: Total Discharges 1612

****Successful-558 (34.6%); Unsuccessful-1039 (64.4%); Neutral-15 (1.0%)**

269-Active Bonds 03/31/2021

DALLAS COUNTY PRETRIAL RELEASE SERVICES MONTHLY REPORT

Caruth Grant MH PR Bond Stats Summary 2021

Months	IMPLEMENTATION LAUNCH - Reasons for outcomes for all ordered assessment/not presented to Mag. [from column E on sheet 1] ²																	
	Attorney refusal	Case deferred	Chrages dropped	Competency Concerns	Contested and detained	Court plea/disp	Current MH Bond	Declined assessment	Dry writ release	Exc. per CJ criteria	Homeless/no reference	Other	Other PR Bond	Posted Bond	Reference declined residence	Refused to participate	Unable to verify residence/contact	Total ³
JAN '21	0	0	8	13	0	0	0	14	0	18	8	9	32	47	4	13	2	168
FEB '21	0	0	1	4	0	0	0	6	0	13	7	7	10	32	3	9	0	92
MAR '21	0	0	5	5	0	0	0	14	0	22	12	9	17	28	2	13	5	132
APR '21																		0
MAY '21																		0
JUN '21																		0
JUL '21																		0
AUG '21																		0
SEPT '21																		0
OCT '21																		0
NOV '21																		0
DEC '21																		0
TOTAL	0	0	14	22	0	0	0	34	0	53	27	25	59	107	9	35	7	392

Months	IMPLEMENTATION LAUNCH - Percentages of Reasons for outcomes for all ordered assessment/not presented to Mag. [from column E on sheet 1]																
	Attorney refusal	Case deferred	Chrages dropped	Competency Concerns	Contested and detained	Court plea/disp	Current MH Bond	Declined assessment	Dry writ release	Exc. per CJ criteria	Homeless/no reference	Other	Other PR Bond	Posted Bond	Reference declined residence	Refused to participate	Unable to verify residence/contact
JAN '21	0%	0%	5%	8%	0%	0%	0%	8%	0%	11%	5%	5%	19%	28%	2%	8%	1%
FEB '21	0%	0%	1%	4%	0%	0%	0%	7%	0%	14%	8%	8%	11%	35%	3%	10%	0%
MAR '21	0%	0%	4%	4%	0%	0%	0%	11%	0%	17%	9%	7%	13%	21%	2%	10%	4%
APR '21																	
MAY '21																	
JUN '21																	
JUL '21																	
AUG '21																	
SEPT '21																	
OCT '21																	
NOV '21																	
DEC '21																	
AVG %	0%	0%	3%	5%	0%	0%	0%	8%	0%	14%	7%	7%	14%	28%	2%	9%	2%

Months	Assessments Ordered - Results				Assessment Recommendations (LOCs) ³										Outcomes
	Assessments Ordered	Assessment Completed	Assessment not completed ¹	Assessment halted - competency concerns ²	IDD Services	Jail-based Psy. Services	LOC 1S / Standard IOP	LOC 2 / Standard IOP	LOC 3 / Standard IOP	LOC 4 FACT / Standard IOP	LOC 4 ACT / Standard IOP	LOC 5 / Standard IOP	Routine Outpt.	No BH Svs. Indicated	
JAN - DEC 2021															
JAN '21	202	122	67	13	1	11	38	11	19	0	4	0	20	15	30
FEB '21	111	73	35	3	0	2	22	15	7	0	4	0	12	4	24
MAR '21	148	88	58	2	0	1	32	14	12	0	2	0	16	2	30
APR '21															
MAY '21															
JUN '21															
JUL '21															
AUG '21															
SEPT '21															
OCT '21															
NOV '21															
DEC '21															
TOTAL	461	283	160	18	1	14	92	40	38	0	10	0	48	21	84

DALLAS COUNTY PRETRIAL RELEASE SERVICES MONTHLY REPORT
General Pretrial and Alcohol Monitoring Unit (AMU)

	MAR 20	JAN 21	FEB 21	MAR 21	APR 21	MAY 21	JUNE 21	JULY 21	AUG 21	SEP 21	OCT 21	NOV 21	DEC 21	2021 AVG
AVG BOOKINS per day	136	124	114	148										129
Interviews	24	23	34	42										33
Cr. History	96	125	93	225										148
Bonds written	13	5	13	7										8
AVG BONDS per day	0.6	0.26	0.7	0.3										0
Bonds (collected)	6	2	5	4										4
Bonds (waived)	7	3	8	3										5
Bonds TOTAL	13	5	13	7										8
FEES (collected)	\$265	\$105	\$140	\$280										\$175
FEES (waived)	\$380	\$60	\$390	\$93										\$181
FEES TOTAL	\$645	\$165	\$530	\$373										\$356

Dallas County Pretrial Services
Alcohol Monitoring Unit
March 2021 Statistical Summary Report

Month/Year	Total Supervised Cases Start Of Month	Count of Pending Bond Orders	Total New Cases Activated	Number of Successful Closeouts	Number of Unsuccessful Closeouts	Count of Violations Submitted to Court	Count of Orientations Completed	# of Verified Installations Completed	Count of Supervised Cases (End of Month)	Supervision Fees Collected
Mar-19	1328	280	169	111	3	385	122	127	1383	\$ 11,891.00
Mar-20	1308	130	100	67	4	272	83	109	0/1/2	\$ 7,699.00
Jan-2021	1437	326	78	53	17	391	77	78	1445	\$ 12,280.00
Feb-2021	1445	277	56	65	11	304	51	52	1425	\$ 10,273.00
Mar-2021	1425	324	135	81	14	333	124	97	1465	\$ 16,230.00
Re-Arrest	1									

Dallas County Pre Trial Services
 Alternative Sentencing Program (ASP) and Bond/Electronic Monitoring Program
 Statistical Summary Report

March 2021

CASELOAD INFORMATION

	03-21 ASP	03-21 Bond	03-21 Ch. Sup	03-21 TOTAL	ASP TOTAL	Bond TOTAL	Ch. Sup TOTAL	Total 9-01-09 - 3/31/2021
Beginning Client Count	7	783	0	790	3	3	9(5/13)	15
Total Clients That Started The Program	21	202	0	223	2,212	4,809	89	7,110
Total Cases Closed	16	160	0	176	2,203	3,987	98	6,288
Closed Successfully	16	97	0	113	2,166	2,374	74	4,614
Closed Unsuccessfully	0	63	0	63	37	1,613	24	1,674
Total Clients at End of Month	12	825	0	837				

DALLAS COUNTY FUNDS SAVED

ELM Days Served/Jail Bed Days Saved
 Cost of Jail Bed Per Day
 TOTAL JAIL BED EXPENSES SAVED

03-21
24,890
\$ 59.18
\$1,472,990.20

Total 09-01-09 - 03-31-21
648,626
SEE ADDENDUM
\$39,163,350.45

JAIL BED COST SAVINGS ADDENDUM

Time Period	Cost per Day	Days	Total Cost Saved
9/09	\$55.60	393	\$ 21,850.80
10/09 to 9/10	\$48.49	7,589	\$ 367,990.61
10/10 to 09/11	\$57.49	16,277	\$ 934,212.50
10/11 to 09/12	\$53.13	23,536	\$ 1,250,467.68
10/12 to 09/13	\$56.29	30,368	\$ 1,709,414.72
10/13 to 9/14	\$62.46	41,130	\$ 2,568,979.80
10/14 to 9/15	\$63.11	40,706	\$ 2,568,955.66
10/15 to 9/16	\$69.38	40,517	\$ 2,811,069.46
10/16 to 9/17	\$71.08	44,636	\$ 3,209,845.88
10/17 to 9/18	\$55.36	56,163	\$ 3,108,408.64
10/18 to 9/19	\$59.99	71,963	\$ 4,317,060.37
10/19 to 9/20	\$59.18	146,998	\$ 8,699,341.41
10/20 to 03/21	\$59.18	128,350	\$ 7,595,752.92
TOTAL		648,626	\$39,163,350.45

DCSO - SUPPORT SERVICES WEEKLY STATISTICAL SUMMARY

DETENTION EARLY WARNING REPORT

			AS OF	7:00:22 AM	ON	04/05/2021					
	CURRENTLY IN JAIL	AVG-STAY DAYS	1-10 DAYS	11-20 DAYS	21-30 DAYS	31-40 DAYS	41-50 DAYS	51-60 DAYS	61-70 DAYS	GT-70 DAYS	% OF TOTAL POP
G BENCH WARRANTS	37	284.11	3	1	1	1	0	2	1	28	0.66%
R OUT OF COUNTY/STATE HOLD	100	27.37	53	16	5	6	3	2	2	13	1.77%
ZZ DEFAULT -- IN ERROR	59	38.72	41	7	1	0	1	2	1	6	1.05%
TOTAL	196	82.00									

** Weighted Avg.

5,595

Comments:

	Report Date		04/05/21
BENCH WARRANTS:	37	8	Ready to Return to TDC
		5	Awaiting to be sentenced/confirmation
		7	Holding as a witness
		16	US Marshall
		1	Special Program
OUT OF COUNTY /STATE HOLD:	100	98	In-State out of county still in the allowed 10-day period
		2	Released
DEFAULT - IN ERROR:	59	33	Inmate status has been changed from "on floor" to an "assigned location"
		23	Inmate Status is "On Floor" being processed.
		3	Releases

(Category represents inmates on the Floor when report is ran)

The over GT-70 are broken down as follows:

Bench Warrants: 6 is holding as a Witness, 16 US Marshall, 2 Ready to Return to TDC, 4 Awaiting sentence

Default in Error: 6 Inmate status has an assigned location

Out of County: 13 In-State/out of county 10-day period

Misdemeanor Court's JAIL POPULATION INITIATIVE PROGRAM

BEGAN 6/9/08

	1	2	3	4	5	6	7	8	9	10	11	12	13	14	15	16	17	18	19	20	21	22	23	24	25	26	27	28	29	30	31	Monthly Total	Start Date: 6/9/08
JAN 19	H	37	6	7			28	10	13	5	36			8	13	14	4	33		H	12	8	3	10			43	17	5	10	322	\$ 8,912.96	
FEB 19	20			11	15	9	14	29			18	15	16	9	24			7	9	10	13	26		14	14	10	14				297	\$ 8,220.96	
MAR 19	21			8	10	6	5	22			10	7	10	3	21			10	11	7	11	20		11	8	13	10	26			250	\$ 6,920.00	
April 19	8	14	11	11	30			11	6	6	14	24			13	15	9	5	36			10	10	9	14	23			11	15	305	\$ 8,442.40	
May 19	8	8	32			14	11	13	12	37			4	9	9	10	33			8	9	12	16	32		H	14	13	18	10	332	\$ 9,189.76	
JUNE 19			38	12	8	6	31				3	11	10	19	13			12	8	12	12	47		10	11	10	10	36			319	\$ 8,829.92	
JULY 19	6	9	4	H	10			32	9	13	26	30			8	19	5	8	34			10	10	8	12	32			9	11	19	324	\$ 8,968.32
AUG 19	4	23			6	2	9	18	36			15	9	9	5	23			13	11	10	11	21		20	10	11	21	52		339	\$ 9,383.52	
SEPT 19		H	7	3	12	7			26	14	11	9	30			3	8	10	8	24			5	10	13	10	41			1	252	\$ 6,975.36	
OCT 19	7	5	16	23			6	4	1	12	28			9	5	5	14	17			15	6	8	7	20			14	6	10	7	245	\$ 6,781.60
NOV 19	16			7	7	1	4	11			6	8	8	3	13			3	5	5	11	16		12	14	4	H	H			154	\$ 4,262.72	
DEC 19		20	8	12	3	7			15	12	7	5	11			24	9	16	9	7			27	H	H	34	23			47	10	306	\$ 8,470.08
2019 Total																																	\$ 95,357.60
JAN 20	H	7	11			9	13	15	14	3			12	8	4	8	12			H	9	13	9	9			14	9	9	8	6	202	\$ 5,977.18
FEB 20			15	10	7	8	9			9	8	13	7	13			15	6	10	10	4			30	7	9	11	11			212	\$ 6,273.08	
MAR 20		8	10	15	11	6			15	9	13	10	10			27	13	5	7	10			22	16	8	13	10			29	8	275	\$ 8,137.25
April 20	1	7	2			2	4	2	4	6			1	7	8	3	3			4	4	6	6	7			11	0	8	5	101	\$ 2,988.59	
May 20	8			4	5	4	7	3			8	5	1	6	8			6	8	3	5	7			H	8	11	12	8		127	\$ 3,757.93	
JUNE 20	3	9	7	6	3			2	1	1	1	2			7	5	5	9	12			11	12	14	12	4			14	15	155	\$ 4,586.45	
JULY 20	5	4	3			19	17	12	11	5			7	10	9	7	11			10	11	10	11	5			10	16	19	22	7	241	\$ 7,131.19
AUG 20			3	8	10	7	5			9	12	8	14	8			13	16	18	16	5			8	17	16	10	6			18	227	\$ 6,716.93
SEPT 20	4	10	9	3			H	14	15	8	6			9	13	9	5	4			13	11	15	10	10			16	14	15	232	\$ 6,864.88	
OCT 20	8	3			11	4	4	3	4			10	8	13	8	3			13	9	5	14	11			10	13	30	20	9	213	\$ 6,302.67	
NOV 20		10	9	11	12	7			9	10	2	4	5			12	13	25	19	7			15	15	17	H	H			18	220	\$ 6,509.80	
DEC 20	7	8	14	13			9	13	12	13	5			14	15	13	10	3				8	14	15	H	H		19	17	14	12	248	\$ 7,338.32
2020 Total																																	\$ 72,584.27
JAN 21	H			8	9	6	4	11			17	17	10	8	3			H	13	12	5	9			19	17	19	15	7		209	\$ 6,184.31	
FEB 21	8	8	11	11	7			20	14	16	15	9			4	7	12	12	5			5	6	11	14	6					201	\$ 5,947.59	
MAR 21	6	9	11	9	4			15	4	9	8	2			12	17	17	8	6			18	19	14	10	11			14	12	20	255	\$ 7,545.45
April 21																																	
May 21																																	
JUNE 21																																	
JULY 21																																	
AUG 21																																	
SEPT 21																																	
OCT 21																																	
NOV 21																																	
DEC 21																																	
2021 Total																																	\$ 19,677.35

H=Holiday

DISPOSITION TOTALS FOR COUNTY CRIMINAL COURTS

2019	Jan	Feb	Mar	April	May	Jun	Jul	Aug	Sept	Oct	Nov	Dec	Average	
Avg	249	317	318	386	215	160	193	211	190	211	182	179	234	2811
TOTAL DISPOSTIONS	2983	3800	3819	4637	2576	1919	2319	2528	2466	2742	2366	2332	2810	34,487
2020	Jan	Feb	Mar	April	May	Jun	Jul	Aug	Sept	Oct	Nov	Dec	Average	
Avg	273	191	137	67	117	120	152	122	135	141	113	120	140	1685
TOTAL DISPOSTIONS	3270	2288	1645	800	1401	1437	1818	1458	1615	1696	1354	1443	1685	20,225
2021	Jan	Feb	Mar	April	May	Jun	Jul	Aug	Sept	Oct	Nov	Dec	Average	
CCC1	111	102	130										114	343
CCC2	107	96	137										113	340
CCC3	68	120	142										110	330
CCC4	107	99	134										113	340
CCC5	143	152	158										151	453
CCC6	90	97	108										98	295
CCC7	98	71	247										139	416
CCC8	155	105	197										152	457
CCC9	137	129	156										141	422
CCC10	110	99	105										105	314
CCC11	116	108	115										113	339
CCAP2	147	142	176										155	465
Avg	116	110	150	#DIV/0!	#DIV/0!	#DIV/0!	#DIV/0!	#DIV/0!	#DIV/0!	#DIV/0!	#DIV/0!	#DIV/0!	125	376
TOTAL DISPOSTIONS	1389	1320	1805	0	0	0	0	0	0	0	0	0	1505	4,514

*** Please note that CCAP1 Totals are CLASS C APPEALS ***

CCAP1	308	204	62										574	191
-------	-----	-----	----	--	--	--	--	--	--	--	--	--	-----	-----

Female Jail Pleas

MAGISTRATE COURT	7	N/A	15											11
------------------	---	-----	----	--	--	--	--	--	--	--	--	--	--	----

DALLAS COUNTY SHERIFF'S DEPARTMENT
 FUGITIVE SECTION FISCAL YEAR 2021
 TDCJ MONTHLY ACTIVITY SHEET
 MONTH: March 2021

BEGINNING TOTAL OF INMATES PAPER READY:

176 45
 ID / SJ

DATE	ID	SJ	JUDGMENTS PROCESSED	JUDGMENTS RETURNED	#OF INMATES PR / ID	PAR VIOL READY	B/W RTR	# OF INMATES TO TDCJ	#OF INMATES WAITING / ID	#OF INMATES PR / SJ	# OF INMATES TO SJ	#OF INMATES WAITING / SJ	# OF INMATES TO ISF	# OF INMATES TO SAFP
	JUDGMENTS RECEIVED	JUDGMENTS RECEIVED												
1	15	4	48	0	21	0	0	0	197	0	0	45	0	0
2	12	1	28	1	10	0	0	6	201	2	5	42	0	1
3	10	10	35	0	18	0	0	0	219	1	0	43	11	0
4	6	9	35	4	8	0	0	28	199	0	0	43	0	0
5	9	5	46	0	9	5	0	0	204	11	0	54	0	0
6	0	0	0	0	0	0	0	0	204	0	0	54	0	0
7	0	0	0	0	0	0	0	0	204	0	0	54	0	0
8	13	5	11	0	2	0	1	0	206	1	0	55	0	0
9	24	10	47	0	12	0	0	0	218	3	2	56	0	0
10	31	5	0	0	0	0	0	0	218	0	0	56	8	0
11	10	3	48	2	24	1	0	48	194	4	4	56	0	1
12	19	9	5	0	4	1	0	0	198	0	0	56	0	0
13	0	0	0	0	0	0	0	0	198	0	0	56	0	0
14	0	0	0	0	0	0	0	0	198	0	0	56	0	0
15	34	8	33	2	3	0	0	30	171	3	0	59	0	0
16	16	7	57	0	9	0	0	3	177	4	0	63	0	18
17	0	0	43	1	11	0	0	0	188	3	0	66	0	14
18	39	10	0	0	0	0	0	0	188	0	0	66	0	0
19	11	0	0	0	0	0	0	0	188	0	0	66	0	0
20	0	0	0	0	0	0	0	0	188	0	0	66	0	0
21	0	0	0	0	0	0	0	0	188	0	0	66	0	0
22	18	1	43	4	7	0	0	46	149	1	0	67	0	2
23	26	1	11	0	12	0	0	4	157	5	7	65	7	0
24	20	10	57	0	24	0	0	0	181	2	0	67	0	0
25	0	0	49	0	18	1	1	0	199	3	0	70	0	0
26	12	7	19	0	5	0	0	0	204	0	0	70	0	0
27	0	0	0	0	0	0	0	0	204	0	0	70	0	0
28	0	0	0	0	0	0	0	0	204	0	0	70	0	0
29	4	1	32	1	6	0	0	24	186	1	0	71	0	0
30	13	7	18	2	11	0	0	4	193	1	2	70	0	27
31	17	15	28	0	6	0	0	0	199	3	0	73	0	0
TOTAL	359	128	693	17	216	3	2	193	199	48	20	73	26	63

ATRS

4-16-2021

Efficiency of the Jail Clinical Evaluation Process

The average lag time of the clinical evaluations during the month of March was 5 days with a range of 0-14.

Productivity (Jail Screens & Evaluations)

December	Evaluations: 209 Screenings: 212
January	Evaluations: 197 Screenings: 257
February	Evaluations: 169 Screenings: 190
March	Evaluations: 227 Screenings: 284

CSCD Residential Placements

As of 4/5/2021:

DDC MALES - 9 waiting, 2 to arrive on Thursday 4/8/2021
DDC FEMALES - 5 waiting, 1 arrived on Thursday 4/1/2021

JTC MALES - 71 waiting, 18 to arrive on Thursday 4/8/2021
JTC FEMALES - 13 waiting, 4 arrived on Thursday 4/1/2021

Community Intakes: 2 males scheduled for Tuesday 4/6/2021

DDC Census: 34 (20 males, 14 females)
JTC Census: 144 (101 males, 43 females)
TOTAL Census: 178

Community Residential

Homeward Bound (as of 4/5/21)

Census: No update available

Waiting: 5

Nexus Recovery Center (as of 4/5/21)

Census: No update available

Waiting: 7

The Salvation Army (as of 4/5/21)

Census: No update available

Waiting: 4

CSCD placements

DIRECT COUNT AND NEW PLACEMENTS

Felony

Direct	New
15630	294

Misdemeanor

Direct	New
3839	216

Indirect

17,331

Jail Competency Stats 2021

	Jan	Feb	March	April	May	June	July	Aug	Sept	Oct	Nov	Dec
Active												
New Evals - Incompetent	45 (54%)	40 (60%)	60 (65%)									
Waiting for the hospital - End of month	261	247	268									
Maximum Secure Facility	94	92	86									
Males	82	84	80									
Females	12	8	6									
Non-Maximum Secure Facility	167	155	182									
Males	137	128	154									
Females	30	27	28									
Returned to jail from the hospital	7	7	15									
Closed												
New Evals - Competent	38 (46%)	27 (40%)	33 (35%)									
Admitted to the state hospital	13	17	26									
Maximum Secure Facility	2	6	14									
Non-Maximum Secure Facility	11	11	12									
Total Competency Evaluations Completed	83	67	93									
Average Wait Times (Days)												
Non-Maximum Secure Hospital -- Males	272	278	270									
Non-Maximum Secure Hospital -- Females	192	192	200									
Maximum Secure Hospital: Article 17.032(a) charges -- Males	625	625	543									
Maximum Secure Hospital: Article 17.032(a) charges -- Females	384	266	283									
Maximum Secure Hospital: NGRI -- Males	NGRI cases take priority for admission to Vernon State Hospital. Expected admission time is < 30 days											
Maximum Secure Hospital: NGRI -- Females												
*Note: All individuals who are found Not Guilty by Reason of Insanity (NGRI) or found incompetent to stand trial with an offense listed in Article 17.032(a) of the Code of Criminal Procedure must be sent to the maximum-secure hospital in Vernon. All wait times are approximate.												

Jail Competency Stats 2021 (by Doctor)

	Jan	Feb	March	April	May	June	July	Aug	Sept	Oct	Nov	Dec
Dr. Daniel Altman, Ph. D.	0	0	0									
Competent	0	0	0									
Incompetent	0	0	0									
Dr. Lisa Clayton, M.D.	8	8	9									
Competent	3	3	2									
Incompetent	5	5	7									
Dr. Kristi Compton, Ph.D.	8	1	2									
Competent	8	1	1									
Incompetent	0	0	1									
Dr. Jeanine Galusha, Ph.D.	2	0	6									
Competent	2	0	3									
Incompetent	0	0	3									
Dr. Warren Lee, M.D.	4	6	6									
Competent	3	5	4									
Incompetent	1	1	2									
Dr. Antoinette McGarrahan, Ph.D.	0	0	1									
Competent	0	0	1									
Incompetent	0	0	0									
Dr. Michael Pittman, M.D.	61	52	69									
Competent	22	18	22									
Incompetent	39	34	47									
Total Competency Evaluations Completed	83	67	93									

Male Jail Based Competency Restoration Monthly Totals														
	21-Jan	21-Feb	21-Mar										Total	2020 Totals
Beginning of Month	19	14	20											
JBCR Referrals	23	5	8										23	213
JBCR Referrals Entered Into Program	16	12	6										16	138
Successful Completions														
Transitioned to OCR	0	0	0										0	3
Found Competent	10	4	3										10	35
Case Dismissed/ Community Transition	1	0	1										1	22
Unsuccessful Completions/ ICR Transfers														
Transferred to State Hospital	2	0	0										2	6
JBCR Discharge: Client Withdraw	1	0	0										1	3
JBCR: Client Removed for Clinical Reasons	2	2	0										2	17
JBCR Discharge: Client Removed for Behavioral Reasons	4	1	0										4	51
End of Month	14	20	22										14	
Average LOS in JBCR (Days)	58	32	88											
Average LOS in Jail for JBCR Successful Completions (Days)	88	46	88											
Average LOS in Jail for JBCR Unsuccessful Completions (Days)	22	13	N/A											
Average LOS for placement for males to Non-Maximum Secure State Hospital														
Average LOS for placement for males to Non-Maximum Secure State Hospital	272 days	278 days	270 days											
Average LOS for placement for males to Maximum-Secure State Hospital														
Average LOS for placement for males to Maximum-Secure State Hospital	625 days	625 days	543 days											
Total Jail Beds Saved														
Total Jail Beds Saved	1438	1025	1579										4042	6876
Total Cost Savings in Jail Bed Days														
Total Cost Savings in Jail Bed Days	\$ 86,265.62	\$ 61,489.75	\$ 94,724.21										\$ 242,479.58	\$ 381,537.36

Female Jail Based Competency Restoration Monthly Totals														
	21-Jan	21-Feb	21-Mar										Total	2020 Totals
Beginning of Month	6	5	7											
JBCR Referrals	2	1	2										5	21
JBCR Referrals Entered Into Program	3	4	2										9	11
Successful Completions														
Transitioned to OCR	0	0	0										0	1
Found Competent	2	3	2										7	3
Case Dismissed/ Community Transition	1	0	1										2	1
Unsuccessful Completions/ ICR Transfers														
Transferred to State Hospital	0	0	1										1	1
JBCR Discharge: Client Withdraw	0	0	0										0	0
JBCR: Client Removed for Clinical Reasons	0	0	0										0	0
JBCR Discharge: Client Removed for Behavioral Reasons	0	0	0										0	0
End of Month	5	7	5										17	29
Average LOS in JBCR (Days)	67	46	140											
Average LOS in Jail for JBCR Successful Completions (Days)	67	46	134											
Average LOS in Jail for JBCR Unsuccessful Completions (Days)	N/A	N/A	160											
Average LOS for placement for females to Non-Maximum Secure State Hospital	192 days	192 days	200 days											
Average LOS for placement for females to Maximum-Secure State Hospital	384 days	266 days	283 days											
Total Jail Beds Saved	209	211	146										566	184
Total Cost Savings in Jail Bed Days	\$ 12,537.91	\$ 12,657.89	\$ 8,758.54										\$ 33,954.34	\$ 11,038.16

Monthly JIMI/STELLA Jail Mental Health Flag Report

2020 TOTALS

	Total Bookins	Total Unique Individuals Flagged for Mental Health	Mental Health Flag Categories:	NorthStar ID	NTBHA ID	TLETS Match	PAP Flag	MH AIS Flag
YEARLY 2020 TOTAL	45,625	28,951		7,089	8,294	11,248	3,136	20,078
			Percentages	24.57%	29.00%	39.43%	10.75%	69.30%

2021 TOTALS

MONTH	Total Bookins	Total Unique Individuals Flagged for Mental Health	Mental Health Flag Categories:	NorthStar ID	NTBHA ID	TLETS Match	PAP Flag	MH AIS Flag
Jan-21	3,843	2,442		594	774	889	312	1,764
			Percentages	24.32%	31.70%	36.40%	12.78%	72.24%
Feb-21	3,196	2,070		504	609	694	247	1,553
			Percentages	24.35%	29.42%	33.53%	11.93%	75.02%
Mar-21	4,576	2,921		684	867	1,014	356	2,174
			Percentages	23.42%	29.68%	34.71%	12.19%	74.43%
Apr-21								
			Percentages					
May-21								
			Percentages					
Jun-21								
			Percentages					
Jul-21								
			Percentages					
Aug-21								
			Percentages					
Sep-21								
			Percentages					
Oct-21								
			Percentages					
Nov-21								
			Percentages					
Dec-21								
			Percentages					

***Note:** Data listed above is reflective of unique individuals who receive at least one mental health flag from one of the identified categories. Individuals may be flagged in more than one category. Percentages above are indicative of that specific mental health flag category only.

Mental Health Flag Categories Explained

NorthStar ID:	Individuals who have an identified service utilization history and service ID from the previous mental health Northstar system
NTBHA ID:	Individuals who have an identified service utilization and service ID from the current mental health NTBHA system
TLETS Match:	Texas Law Enforcement Telecommunications System, Flags sent from DPS that shows individuals who have any history of state-paid MH service
PAP Flag:	Parkland Jail Health Psychological Assessment Program
MH AIS Flag:	Individuals flagged for mental health concerns through the bookin process (from the gold form)