



Jail Population Committee Meeting Agenda

May 14, 2021, 10:00 a.m.

Virtual Microsoft Teams Meeting:

Call-in Line:+1 469-208-1731; Conference ID: 667 238 449#

PowerBI Dashboard-Public Access Link:

<https://www.dallascounty.org/departments/criminal-justice/jail-population.php>

I. Jail Population- Snapshot 05/07/2021 – 5,409

- Detention Early Warning Report (DEWR) Glossary *(page 2)*
- APRIL 2021 DEWR *(page 3)*
- Apr. Highlights: **HIGH:** 04/04 of **5,658** & **Low:** 04/29 of **5,448** Range: of **210**
- DEWR Bucket Comparison & Addendum *(page 4)*
- DEWR Bucket Monthly Averages *(page 5 & 6)*
- Jail Population Monthly Averages & graphs/charts *(pages 7 thru 10)*
 - 04/21: 5,550 (-118)
 - 03/21: 5,668 (-22)
 - 02/21: 5,690 (+98)
- Book-in Averages (6 mo.): APR. 140, MAR. 148, FEB. 114, JAN. 124, DEC. 118, NOV. 126
- Release Averages (6 mo.): APR. 145, MAR. 151, FEB. 112, JAN. 119, DEC. 120, NOV. 123
- Apr. Book-in (Gender, Homeless, Mental Health) graphs/charts *(pages 11 & 12)*
- Release totals by category & addendum *(pages 13 & 14)*
- Average length of stay based on release reason & addendum *(pages 15 & 16)*
- Waivers by Court and by Month *(page 17)*
- Felony Courts Monthly Dispositions & Pending Dispo by Court *(pages 18 & 19)*
- Special Programs list: As of 05/03/2021-231 waiting; Wilmer-111, RT-22, ISF-71, MH-27

II. District Attorney's Office Activities

- Community Response Team/ State Jail Unit (SJU)- **James Bagnall**
- Intake/Grand Jury Unit- **Ellyce Lindberg/ MaryAnne Gallagher**
- DA's cases pending lab analysis- **Brittany Casey**
- Pretrial Bond Review Hearing-**Kim Nesbitt**

III. Public Defender's Office Activities- Lynn Richardson

- Monthly Court Stats/Mental Health Stats /Mental Health PR Bonds – Attorney Case Appointments

IV. Jail Population Management Team

- Pretrial Services- **Duane Steele/ Jeff Segura**
- Data Management Unit (DMU)- **Jimmy Patterson**
- County Criminal Courts Initiative- **Pat Johnson**
- Texas Department of Criminal Justice (TDCJ) Activity Reports- **Tiffany Johnson**
- Parole Initiatives- **Alethea Robinson**
- CSCD Updates/ATRS Stats- **Dr. Jill Johansson-Love**
- GMJ Update- **Suzanne Bradford**

IV. Mental Health Updates- Laura Edmonds

- State Hospital Waitlist Reports
- Jail Based Competency Restoration Monthly Report
- Monthly JIMI/STELLA Jail Mental Health Flag Report

Detention Early Warning Report (DEWR)-Glossary

The DEWR is a 32 line item report which provides a snapshot of the Dallas County Jail Population, capturing the primary case status/category (also referred to as a “bucket”). The DEWR consists of pre-disposition Felony and Misdemeanor cases, and those adjudicated which are awaiting release or transfer.

1	Felony not filed:	Felony arrest made by local law enforcement agencies (LEA's), case has not been accepted by the District Attorney (DA).
2	Felony pending Grand Jury (GJ):	Felony cases accepted for prosecution and awaiting presentation to the GJ.
	Felony not including State Jail	
3	Felonies (SJF):	Felony offenses excluding SJF which have been indicted by the GJ and are now pending in the felony courts.
4	SJF pending disposition:	SJF offenses which have been indicted by the GJ and are now pending in the felony courts.
5	Probation Violators (PV) Felony:	Defendants (Def's) in jail for various violations of the terms and conditions of their felony probation.
	Texas Department of Criminal Justice (TDCJ) over 10 years on appeal or TDC no appeal-	Def's received a felony conviction and were sentenced to TDCJ >10 years; the case may or may not be on appeal. Def is not eligible for bond.
6	Bench Warrants:	Def's being held as a witness in another Def's case; will be transferred back to TDCJ once the case is resolved.
7	TDCJ 10 years or less on appeal:	Def's received a felony conviction and were sentenced to TDCJ <10 years and are appealing their sentence; may be eligible to post bond.
8	Sentenced to SJF:	Def's received a felony conviction and were sentenced to a State Jail Facility, awaiting transfer.
9	SJF on appeal:	Def's received a felony conviction and were sentenced to a State Jail Facility and filed an appeal; may be eligible to post bond
10	SJF serving in county jail:	Def's received a felony conviction and were sentenced to time in the county jail.
11	Misdemeanor not filed:	Def's arrested for a misdemeanor offense by a local LEA; case has not been filed by the DA's office in the county courts.
12	Misdemeanor filed pending:	Def's charged with a misdemeanor offense and their cases have been filed with the county courts and are pending disposition
13	Misdemeanor PV:	Def's in jail for various violations of the terms and conditions of their county court probation.
	Serving County Time as a Condition of Probation:	Def's held in county jail as a condition of probation (sanction). Not eligible for good time credit.
14	Serving County Time & Fines:	Def's sentenced to jail time and are serving their sentence.
	Serving Fines and Court Cost only:	Def's serving time for fines and court cost only.
15	Out of County/State Hold:	Def's being held for another county or jurisdiction. Upon completion of their Dallas County jail time, agencies typically have 10 days to pick up the defendant or they are released.
16	Parole Violations:	Def's in jail for various violations of the terms and conditions of their felony parole.
	SAFPF (Substance Abuse Felony Punishment Facility):	Def's ordered to a substance abuse treatment facility as a condition of felony probation and are awaiting transfer to that facility.
17	Special Programs:	Def's being held for Wilmer Judicial Treatment Center, Electronic Leg Monitor (ELM), or other community treatment programs.
18	Other Incompetent:	Def's being held in county jail awaiting transfer to a State Mental Health Facility.
19	US Marshal:	Dallas County contracts as a US Marshal holding facility.
20	Contempt in Jail:	Def's in jail for contempt of court.
21	Contempt Furlough:	Def's temporarily released from the jail.
22	Peace Bond:	Court ordered cash bond designed to keep the peace and protect a person or property from a threat (rarely used).
23	Texas Youth Commission (TYC):	Def's being held for transfer to TYC; TYC is now Texas Juvenile Justice Department (TJJD).
24	Immigration:	Def's detained by U.S. Immigration and Customs Enforcement (ICE) being held for transfer to a federal facility for immigration detainees.
25	Class C Misdemeanor only:	Citations which result in a fine, serving time in jail.
26	Contract Inmates:	Contract Holds for another County or Jurisdiction (overflow).
27	US Military:	Temporary hold for US Military.
28	Default:	Def's in transit: recently booked into jail (on the floor), have not been classified, and/or assigned to a jail/tank/housing unit
29		
30		
31		
32		

**Detention Early Warning Report (DEWR)
April 2021**

	4/1	4/2	4/3	4/4	4/5	4/6	4/7	4/8	4/9	4/10	4/11	4/12	4/13	4/14	4/15	4/16	4/17	4/18	4/19	4/20	4/21	4/22	4/23	4/24	4/25	4/26	4/27	4/28	4/29	4/30	Avg	
Felony not filed	568	565	560	594	616	579	578	561	594	572	585	607	597	572	565	562	560	583	602	592	578	605	603	612	626	653	617	611	593	600	590	
Felony pend. Grand Jury	342	344	342	341	342	364	366	380	359	364	360	358	359	396	384	405	380	379	376	375	391	384	384	393	389	390	402	417	414	411	376	
Felony not incl. SJF	2252	2239	2234	2230	2229	2224	2229	2224	2221	2214	2212	2208	2206	2194	2203	2187	2199	2200	2201	2194	2173	2181	2154	2138	2138	2138	2123	2114	2111	2094	2189	
SJF pend dispo	293	285	284	282	288	288	280	276	275	279	279	279	275	270	274	273	271	270	270	269	270	263	262	258	259	262	265	267	264	265	273	
PV-Felony	335	338	328	331	337	344	348	349	355	355	359	360	372	368	363	362	342	346	346	343	343	331	328	317	321	324	323	326	331	334	342	
TDC over 10y/appeal	320	323	328	328	297	295	299	305	316	324	324	284	291	295	299	308	316	316	316	319	305	309	321	329	329	329	287	295	302	313	311	
Bench Warrants	35	33	36	37	37	38	37	35	36	37	37	36	35	37	35	36	36	36	36	36	36	36	34	34	34	34	33	33	33	33	35	
TDC<10yr/appeal	10	10	10	10	10	10	10	10	10	10	10	9	9	9	9	9	9	9	9	9	9	9	9	9	9	9	9	9	9	9	9	
Sentd. SJF	103	109	114	115	115	104	106	106	105	109	109	109	103	104	106	105	110	111	111	102	101	104	104	112	113	112	104	106	108	110	108	
SJF on appeal	0	0	0	0	0	0	0	0	0	0	0	0	0	0	0	0	0	0	0	0	0	0	0	0	0	0	0	0	0	0	0	
SJF serv in co jail	12	15	16	16	13	14	14	12	13	11	10	11	11	11	12	14	11	11	11	11	12	12	13	12	11	11	11	12	12	14	12	
Misd. not filed	61	58	65	76	99	98	86	61	70	54	62	77	76	64	56	67	48	66	77	77	64	66	64	52	72	84	72	61	62	49	68	
Misd. filed pend.	132	120	121	123	124	125	130	139	133	127	127	127	131	139	138	135	137	137	137	140	149	152	149	141	140	142	154	153	145	146	136	
Misd-PV	2	3	3	3	3	3	3	3	3	3	3	3	3	3	3	3	3	3	3	3	3	3	3	3	3	3	3	2	2	2	3	
Serv in jail (Cond of Prob)	14	13	12	10	10	11	13	13	15	12	11	11	14	15	15	11	13	11	10	12	15	15	14	15	16	15	16	20	23	28	14	
Serving Co time & fines	20	21	22	22	22	21	19	19	20	20	20	19	20	19	20	20	23	20	19	19	19	18	20	21	20	21	21	21	22	21	20	
Serv fines/CT cost only	0	0	0	0	0	0	0	0	0	0	0	0	0	0	0	0	0	0	0	0	0	0	0	0	0	0	0	0	0	0	0	
Out of county/state	77	82	90	100	100	76	85	80	70	81	87	90	71	75	74	77	83	88	94	69	73	66	64	71	72	73	55	53	60	53	76	
Parole Violations	246	237	240	244	242	243	239	237	233	232	238	239	229	225	230	225	225	226	227	236	232	232	242	242	248	254	252	254	248	240	238	
SAFPF	142	146	148	148	138	138	137	137	142	143	143	133	130	122	124	126	131	131	131	133	135	140	147	151	151	151	155	160	160	163	141	
Special Programs	211	216	219	219	214	214	209	194	205	219	219	210	205	204	203	203	213	215	215	218	219	208	200	210	211	202	206	197	181	184	208	
Other- Incompetent	271	273	273	273	269	267	265	264	263	262	262	262	260	260	260	265	267	267	267	265	263	263	263	267	267	266	265	262	263	269	265	
US Marshal holds	76	77	78	78	78	78	77	77	77	77	77	77	76	75	63	62	62	62	62	61	61	61	61	61	61	61	60	60	54	52	68	
Contempt-in Jail	0	1	1	1	1	1	2	1	1	1	2	2	3	1	1	2	1	1	1	1	1	1	2	3	3	3	2	2	1	1	1	
Contempt-Furlough	0	0	0	0	0	0	0	0	0	0	0	0	0	0	0	0	0	0	0	0	0	0	0	0	0	0	0	0	0	0	0	
PEACE Bond	0	0	0	0	0	0	0	0	0	0	0	0	0	0	0	0	0	0	0	0	0	0	0	0	0	0	0	0	0	0	0	
TYC hold	0	0	0	0	0	0	0	0	0	0	0	0	0	0	0	0	0	0	0	0	0	0	0	0	0	0	0	0	0	0	0	
Immigration hold	3	1	1	1	0	0	1	1	2	3	3	0	2	2	1	0	2	1	0	0	0	7	4	4	3	0	3	1	1	0	2	
Class C Misd. only	0	0	0	0	0	0	0	0	0	0	0	0	0	0	0	0	0	0	0	0	0	0	0	0	0	0	0	0	0	0	0	
Contract inmates	0	0	0	0	0	0	0	0	0	0	0	0	0	0	0	0	0	0	0	0	0	0	0	0	0	0	0	0	0	0	0	
US Military hold	0	0	0	0	0	0	0	0	0	0	0	0	0	0	0	0	0	0	0	0	0	0	0	0	0	0	0	0	0	0	0	
Default	50	61	77	76	59	55	52	63	54	51	72	65	71	45	60	77	77	72	66	53	69	59	80	53	65	51	67	47	49	69	62	
Jail Population w/ Furlough added	5575	5570	5602	5658	5643	5590	5585	5547	5572	5560	5611	5576	5549	5505	5498	5534	5519	5561	5587	5537	5521	5525	5525	5508	5561	5588	5505	5483	5448	5460	5550	166503
Actual Jail Population	5575	5570	5602	5658	5643	5590	5585	5547	5572	5560	5611	5576	5549	5505	5498	5534	5519	5561	5587	5537	5521	5525	5525	5508	5561	5588	5505	5483	5448	5460	5550	166503

H **L** **SUM**

INTAKES	152	137	135	132	155	140	146	159	135	140	113	171	124	141	168	145	127	117	145	118	152	142	156	127	136	129	147	139	138	137	140	4203
RELEASES	187	125	88	80	192	178	174	143	173	93	81	200	201	142	164	176	80	87	135	156	148	188	164	81	82	139	233	161	161	135	145	4347
VARIANCE	35	-12	-47	-52	37	38	28	-16	38	-47	-32	29	77	1	-4	31	-47	-30	-10	38	-4	46	8	-46	-54	10	86	22	23	-2	5	

AVG LENGTH OF STAY 37	Total Bookins	4,203	Total Releases	4,347	Total Jail Bed Days	166,503	= \$	9,853,648
------------------------------	----------------------	--------------	-----------------------	--------------	----------------------------	----------------	-------------	------------------

DEWR BUCKET COMPARISON

BUCKET NAMES	APR 2020 vs 2021	Apr 20	Apr 21	Feb 21	Mar 21	Apr 21	MAR vs APR
Variance							
Jail Population Avg.	580	4970	5550	5690	5668	5550	-118
SPECIAL FOCUS							
Fel.pend excl.SJF	415	1774	2189	2180	2203	2189	-14
Felony Not Filed	166	424	590	545	579	590	11
Probation Viol. Felony	103	239	342	344	334	342	8
Incompetent	66	199	265	262	267	265	-2
TRENDING UP							
State Jail Felony Pend.	32	241	273	303	303	273	-30
Special Programs	25	183	208	226	232	208	-24
Misdemeanors pending	26	110	136	147	131	136	5
Sentenced to SJF	17	91	108	109	104	108	4
Out of Co/State	7	69	76	90	76	76	0
TRENDING DOWN							
Felony pend Grand Jury	-194	570	376	486	407	376	-31
Parole Violator only	-57	295	238	241	239	238	-1
US Marshall	-18	86	68	89	81	68	-13
SAFPF	-8	149	141	119	161	141	-20
STABLE							
TDC<10yr/appeal	-7	16	9	10	10	9	-1
Immigration	-6	8	2	3	2	2	0
Serv as Cond of Prob.	-2	16	14	14	15	14	-1
Class C Misd. only	0	0	0	0	0	0	0
Serving County Time	0	20	20	13	19	20	1
SJF-Serv Co.Jail (12.44a)	0	12	12	11	15	12	-3
Contempt in Jail	0	1	1	1	1	1	0
Bench Warrants	0	35	35	27	33	35	2
TYC	0	0	0	0	0	0	0

DEWR BUCKET MONTHLY AVERAGES

	Apr 19	Apr 20	Jan 21	Feb 21	Mar 21	Apr 21	2021 Avg
Felony not filed	324	424	505	545	579	590	555
Felony pend GJ	582	570	574	486	407	376	461
Fel.pend excl.SJF	1600	1774	2104	2180	2203	2189	2169
State Jail Fel only	269	241	285	303	303	273	291
PV-Felony	308	239	354	344	334	342	344
TDC over 10yrs	221	321	258	336	319	311	306
Bench Warrants	48	35	30	27	33	35	31
TDC <10y/appeal	12	16	10	10	10	9	10
Sentenced SJF	41	91	111	109	104	108	108
Sentd SJF/appeal	0	1	0	0	0	0	0
SJF-Serv Co Jail	49	12	13	11	15	12	13
Misdmnr not filed	111	60	77	66	69	68	70
Misdmnr filed- pend	168	110	152	147	131	136	142
PV-Misdmnr	0	2	2	1	1	3	2
Serv as Con of Prob.	49	16	14	14	15	14	14
Serv Co time/ fines	36	20	12	13	19	20	16
Serv fines/ fees only	0	1	0	0	0	0	0
Out of Co/State	62	69	102	90	76	76	86
Parole Vio.	260	295	229	241	239	238	237
SAFPF	152	149	130	119	161	141	138
Sp.Pgrms	130	183	195	226	232	208	215
Incompetent	163	199	271	262	267	265	266
US Marshall	66	86	88	89	81	68	82
Cntmpt-in Jail	14	1	0	1	1	1	1
Furlough	0	1	0	0	0	0	0
PEACE Bond	0	0	0	0	0	0	0
TYC hold	0	0	0	0	0	0	0
Immigration hold	7	8	7	3	2	2	4
Class C only	13	0	0	0	0	0	0
Contract	0	0	0	0	0	0	0
US Military	0	0	0	0	0	0	0
Default	52	47	70	66	67	62	66
Furlough added	4735	4971	5593	5690	5668	5550	5625
Jail Population Actual	4735	4970	5592	5690	5668	5550	5625

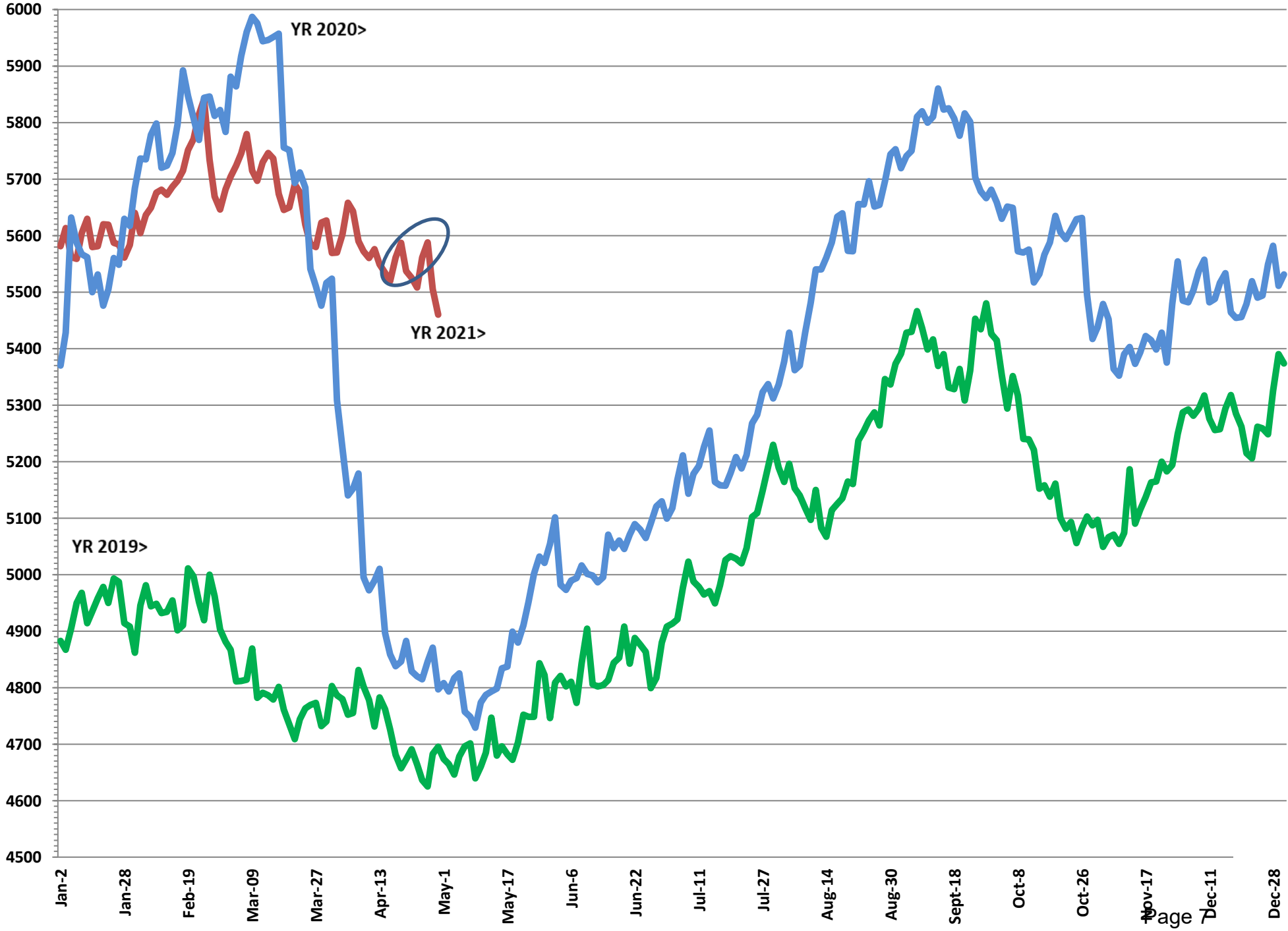
INTAKES	170	96	124	114	148	140	132
RELEASES	173	118	119	112	151	145	132
VARIANCE	3	22	-5	-2	3	5	0

Dallas County Jail Population 3-year statistical summary for 2019, 2020 & 2021

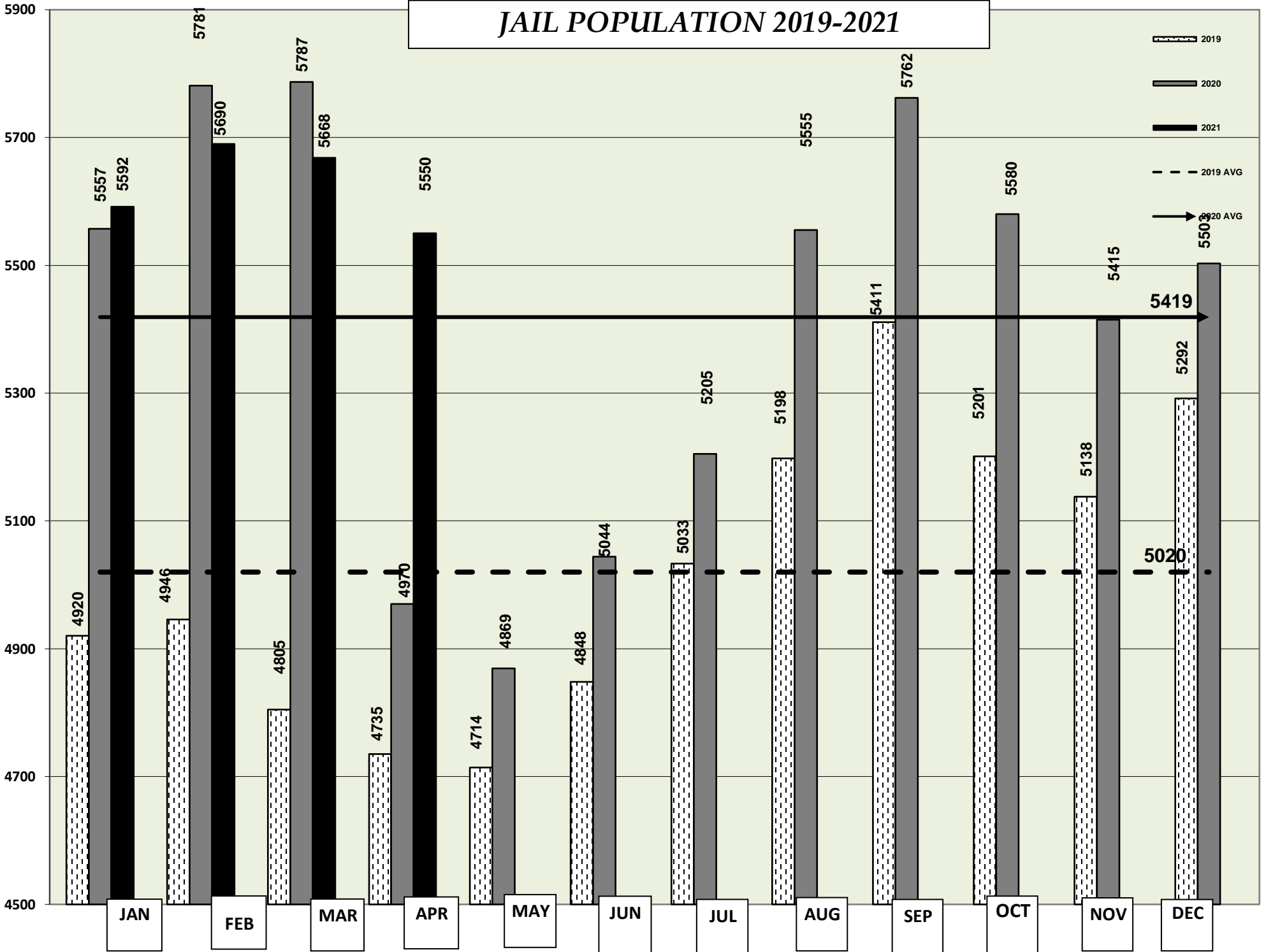
JAIL POPULATION MONTHLY AVERAGES							
2019	Jail Pop AVG	2019	2020	Jail Pop AVG	2020	2021	Jail Pop AVG
Jan-19	4920	5020	Jan-20	5557	5419	Jan-21	5592
Feb-19	4946	5020	Feb-20	5781	5419	Feb-21	5690
Mar-19	4805	5020	Mar-20	5787	5419	Mar-21	5668
Apr-19	4735	5020	Apr-20	4970	5419	Apr-21	5550
May-19	4714	5020	May-20	4869	5419	May-21	
Jun-19	4848	5020	Jun-20	5044	5419	Jun-21	
Jul-19	5033	5020	Jul-20	5205	5419	Jul-21	
Aug-19	5198	5020	Aug-20	5555	5419	Aug-21	
Sep-19	5411	5020	Sep-20	5762	5419	Sep-21	
Oct-19	5201	5020	Oct-20	5580	5419	Oct-21	
Nov-19	5138	5020	Nov-20	5415	5419	Nov-21	
Dec-19	5292	5020	Dec-20	5503	5419	Dec-21	
YR AVG	5020		YR AVG	5419		YR AVG	5625

BOOKINS MONTHLY TOTALS							
2019	Total bookins	2019	2020	Total bookins	2020	2021	Total bookins
Jan-19	5488	5112	Jan-20	5119	3802	Jan-21	3843
Feb-19	5089	5112	Feb-20	4794	3802	Feb-21	3196
Mar-19	5521	5112	Mar-20	4201	3802	Mar-21	4576
Apr-19	5102	5112	Apr-20	2891	3802	Apr-21	4203
May-19	5470	5112	May-20	3103	3802	May-21	
Jun-19	4990	5112	Jun-20	2910	3802	Jun-21	
Jul-19	5478	5112	Jul-20	3220	3802	Jul-21	
Aug-19	5589	5112	Aug-20	4037	3802	Aug-21	
Sep-19	5006	5112	Sep-20	3862	3802	Sep-21	
Oct-19	4554	5112	Oct-20	4053	3802	Oct-21	
Nov-19	4509	5112	Nov-20	3781	3802	Nov-21	
Dec-19	4543	5112	Dec-20	3652	3802	Dec-21	
YR AVG	5112		YR AVG	3802		YR AVG	3955
TOTAL	61,339		TOTAL	45,623		TOTAL	15,818

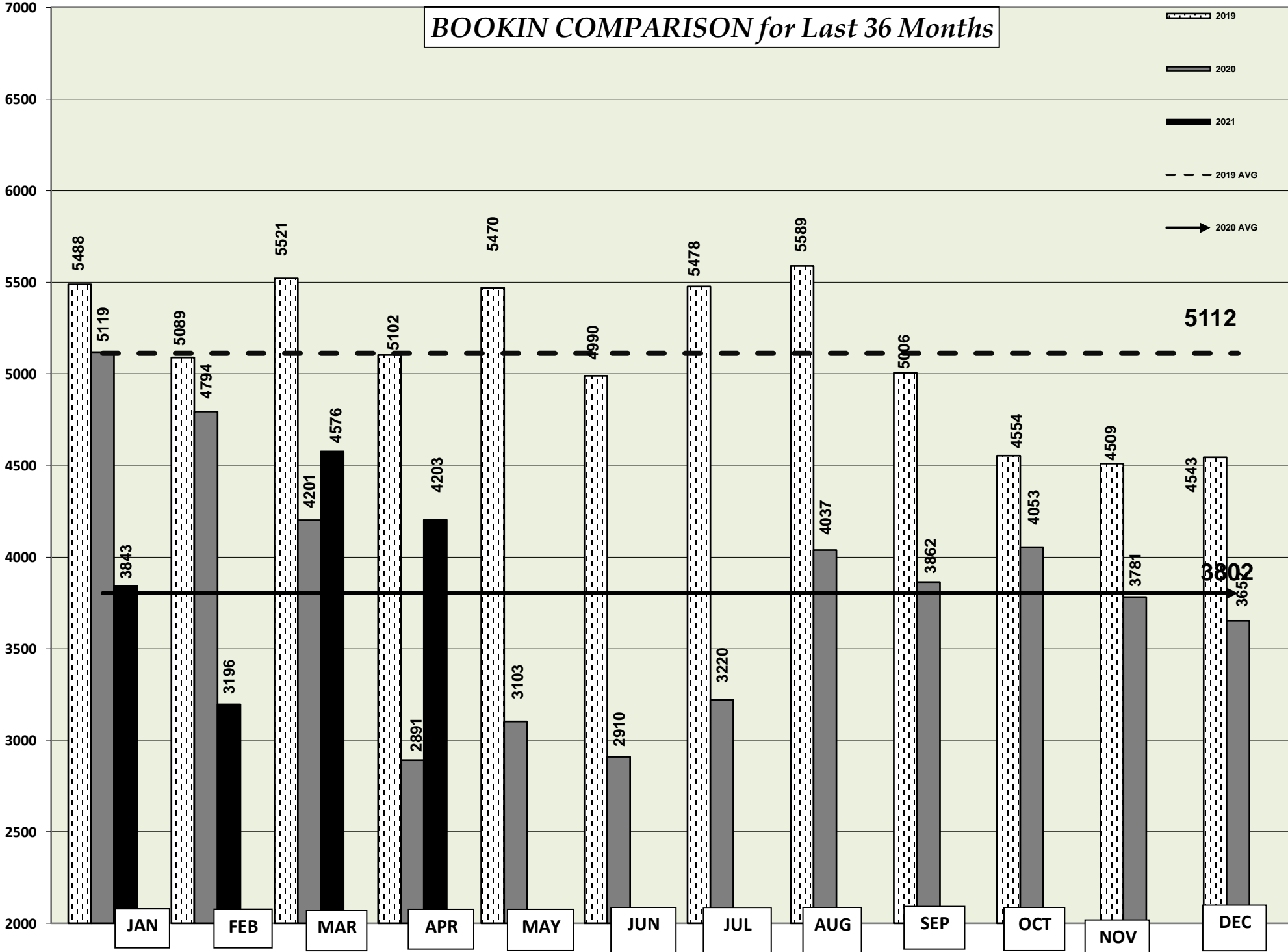
Dallas County Jail Population 2019 - 2021



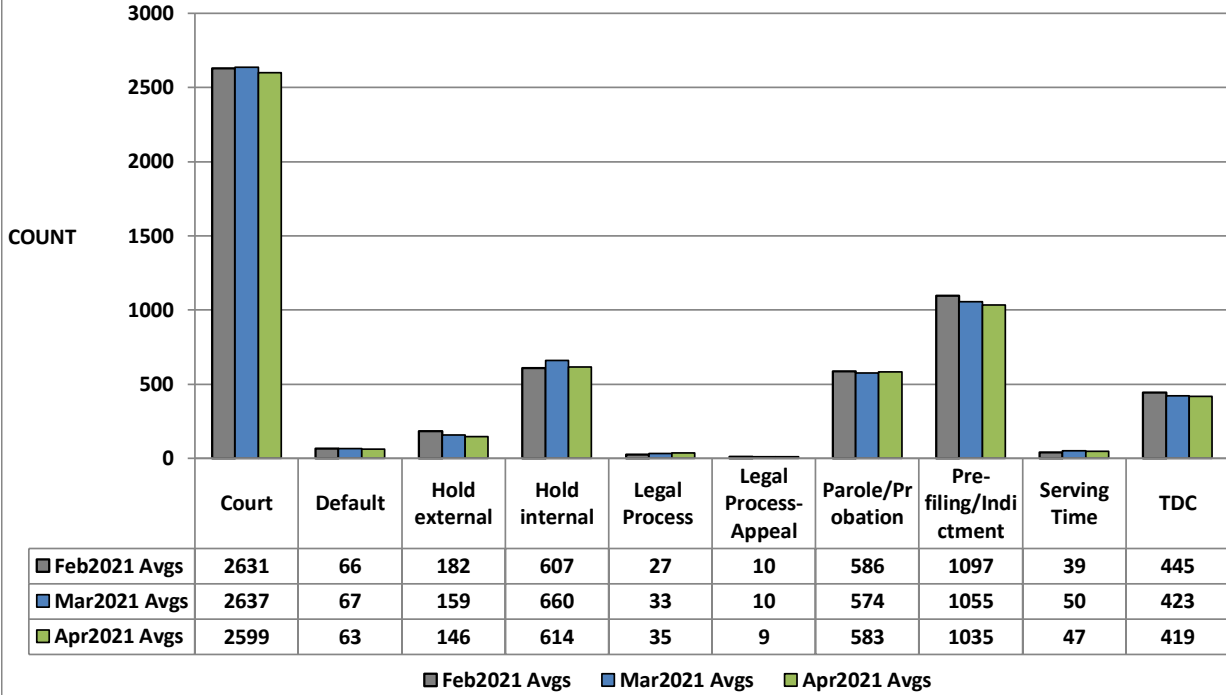
JAIL POPULATION 2019-2021



BOOKIN COMPARISON for Last 36 Months

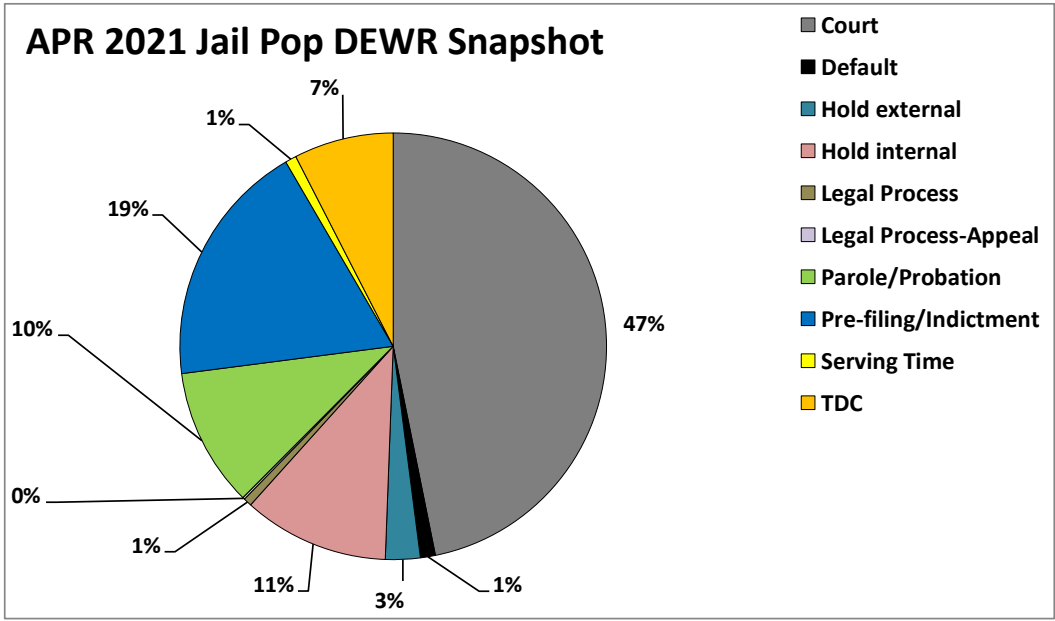


3-MONTH Jail Pop DEWR BUCKET MONTHLY AVG'S COMPARISON

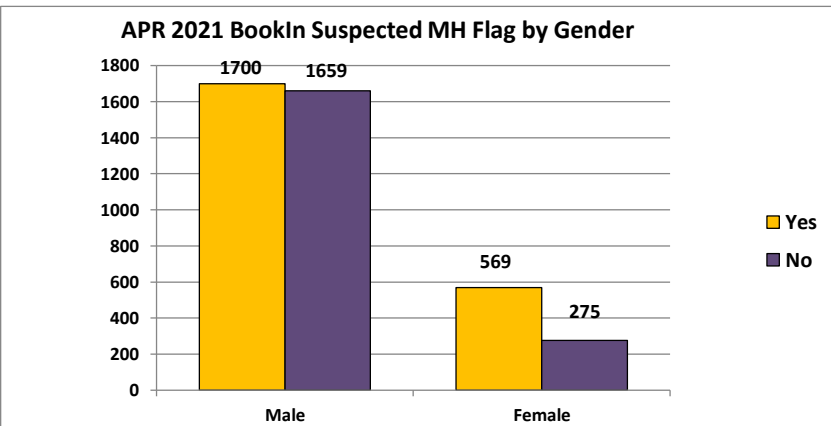
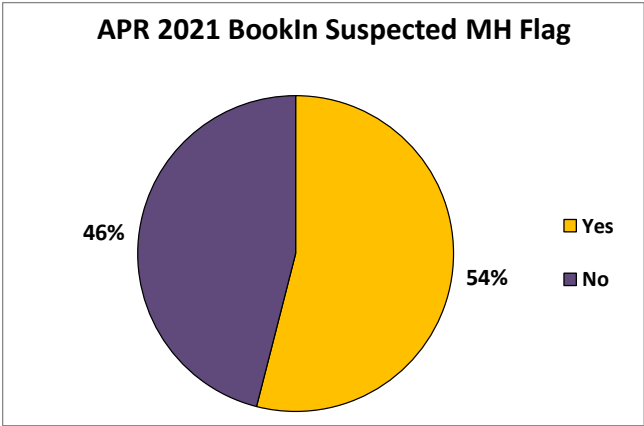
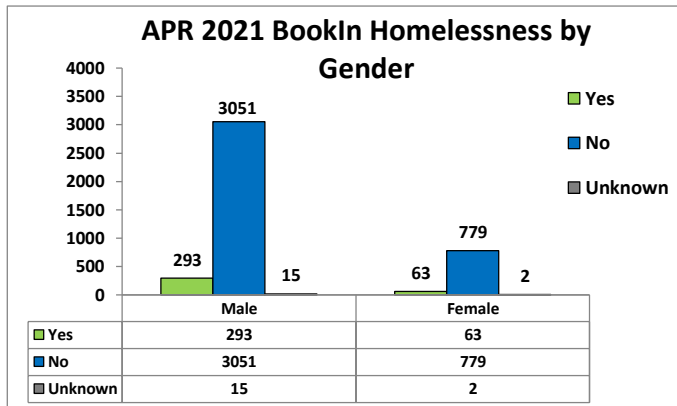
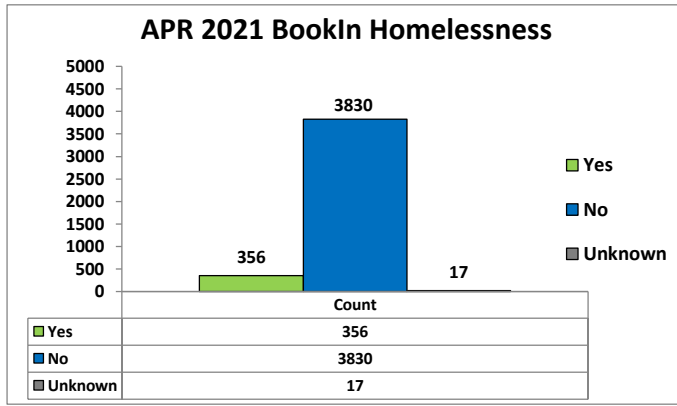
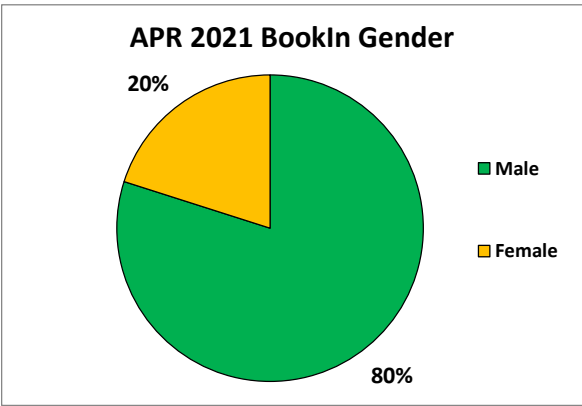


Jail Pop Buckets	Jail Pop Category
Misdnmr filed-pend	Court
Fel.pend excl.SJF	Court
State Jail Fel only	Court
Default	Default
Out of Co/State	Hold external
US Marshal	Hold external
TYC hold	Hold external
Immigration hold	Hold external
Contract	Hold external
US Military	Hold external
SAFPF	Hold internal
Sp.Pgrms	Hold internal
Incompetent	Hold internal
Bench Warrants	Legal Process
TDC <10y/appeal	Legal Process-Appeal
Sentd SJF/appeal	Legal Process-Appeal
Parole Vio.	Parole/Probation
PV-Felony	Parole/Probation
PV-Misdnmr	Parole/Probation
Felony not filed	Pre-filing/Indictment
Felony pend GJ	Pre-filing/Indictment
Misdnmr not filed	Pre-filing/Indictment
SJF-Serv Co Jail	Serving Time
Serv as Con of Prob.	Serving Time
Serv Co time/ fines	Serving Time
Serv fines/ fees only	Serving Time
Cntmpt-in Jail	Serving Time
Class C only	Serving Time
TDC over 10yrs	TDC
Sentenced SJF	TDC

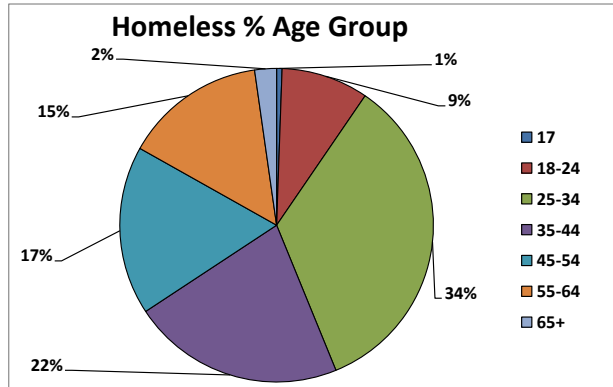
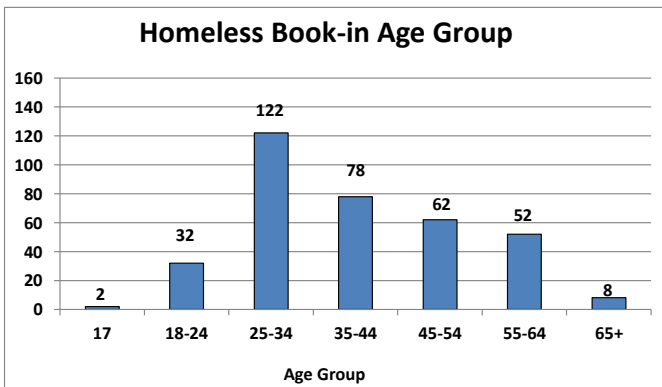
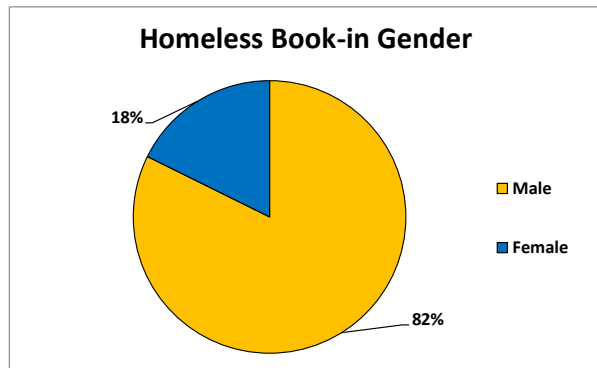
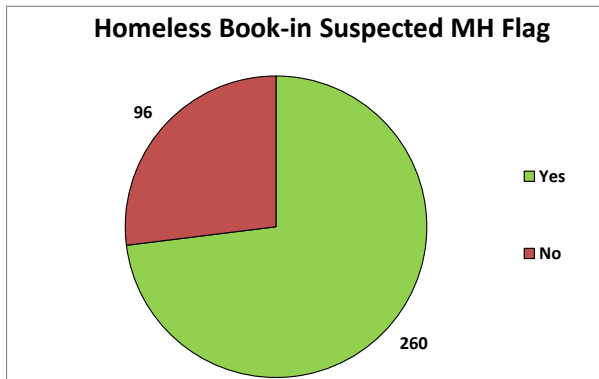
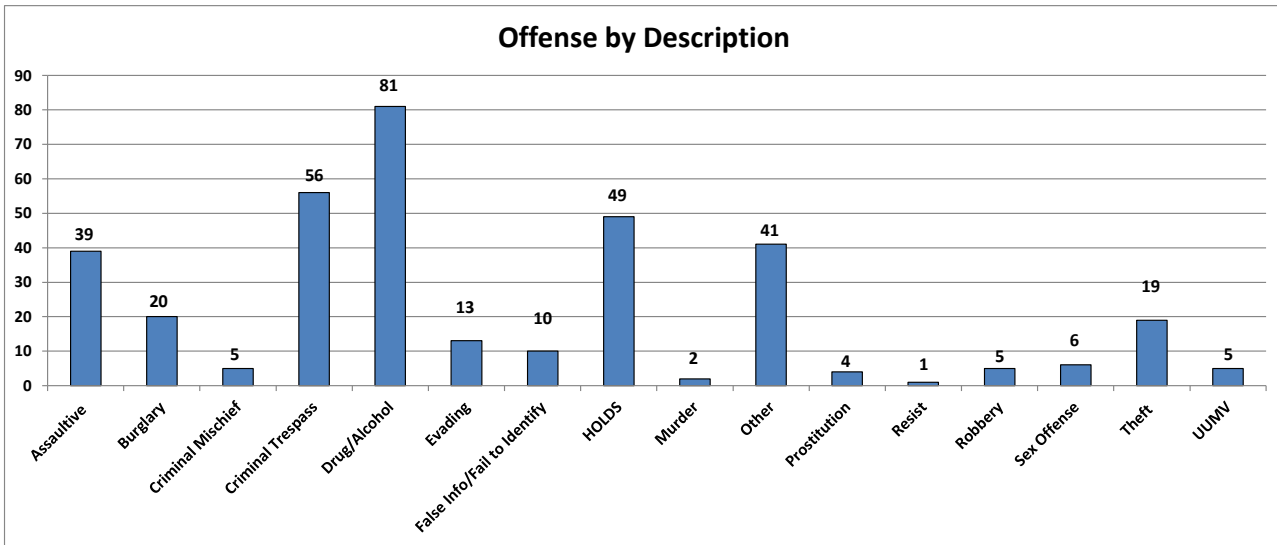
APR 2021 Jail Pop DEWR Snapshot



APR 2021 BOOK-INS SNAPSHOT



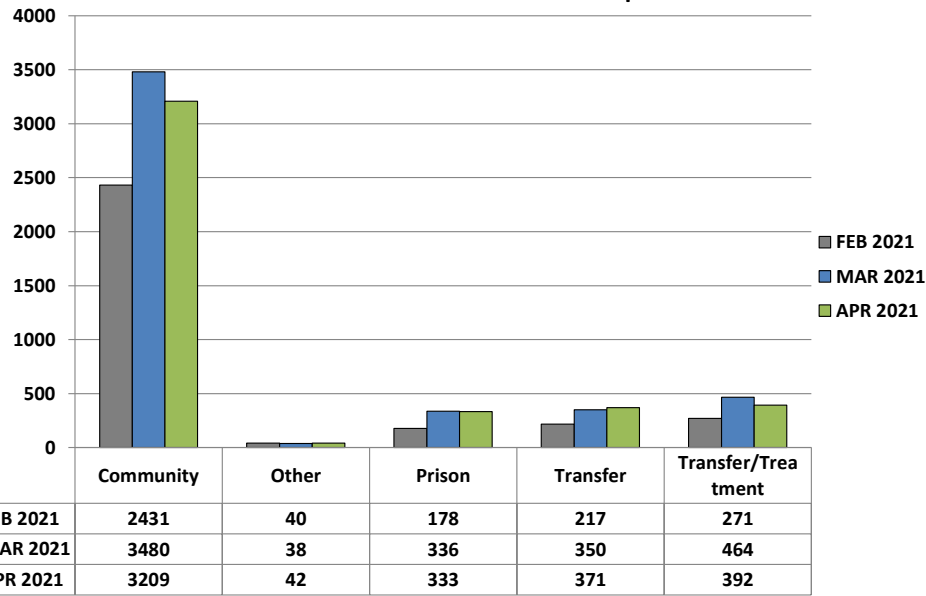
Homeless April 2021 Book-ins



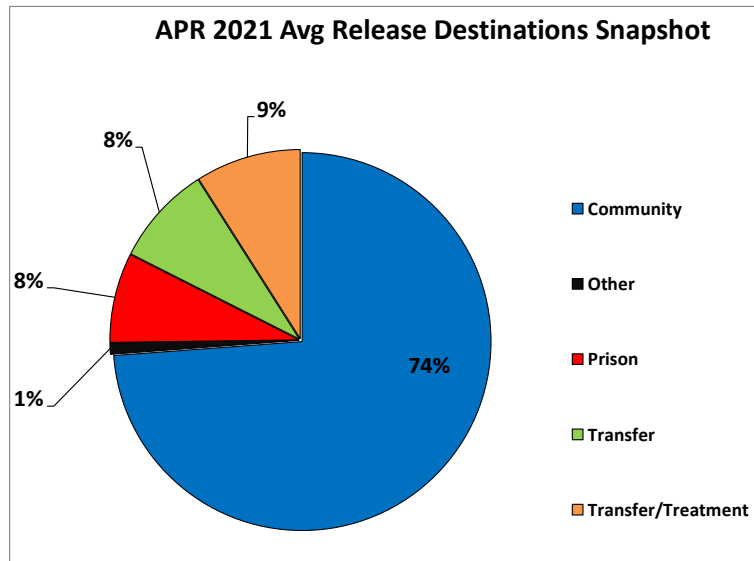
MONTHLY RELEASE TOTALS BY CATEGORY

RELEASE CATEGORY	Apr 19	Apr 20	Jan 21	Feb 21	Mar 21	Apr 21
BENCH WARRANT-READY TO RETURN	0	0	0	0	0	0
BOND REINSTATED	0	20	26	29	23	29
Deceased	0	0	1	0	0	0
DRY WRIT	49	0	0	0	0	0
DRY WRIT-CASE NOT FILED	0	0	0	0	0	0
ERROR-DUPLICATE CASE	0	0	0	0	0	0
ERROR- WRONG CASE #	0	0	0	0	0	1
Escaped	0	0	0	0	0	0
Failed to Report	0	0	0	0	0	0
FELONY REDUCED TO MISDEMEANOR	0	0	0	0	0	0
Failed to Return to Work Release	0	0	0	0	0	0
Finding of Facts Release	12	0	0	0	0	0
HOLD ADDED IN ERROR	0	0	0	0	0	0
Judicial Treatment Center/Wilmer	76	0	31	30	53	69
MISDEMEANOR REDUCED TO CLASS C	0	6	6	6	13	6
MOTION TO RELEASE	0	52	40	31	68	82
No Billed	1	19	8	6	8	5
Other	97	75	36	40	38	41
Paid Fine	0	0	0	1	1	0
Parole in Absentia or Pre Parole Transfer	5	0	0	1	0	0
Parole Warrant Withdrawn	67	40	31	42	34	36
Posted Cash Bond	165	130	233	233	414	379
Posted Personal Recognizance Bond	497	244	97	88	103	86
POSTED PR BOND	0	287	318	205	346	299
Posted Pre-trial Bond	20	6	4	12	7	2
Posted PT Personal Recognizance Bond	19	25	28	21	29	23
Posted Surety Bond	857	1095	1262	1188	1685	1577
Posted Writ Bond	0	0	0	1	0	0
PROBATION DISCHARGED	0	3	13	6	7	9
RELEASE PER SHOCK PROBATION	0	0	0	0	0	0
Released By Order of the Court	110	160	61	46	76	67
Released on Probation	202	487	157	131	199	162
Released per Agency Pick Time Expired	173	0	0	0	0	0
RELEASED PER AGENCY PICK-UP TIME EXPIRED	0	0	1	0	0	0
Released per Art 14.06/Magistrate Order	1	0	0	2	0	2
RELEASED PER CASE REJECTED BY DA	0	46	25	31	33	34
RELEASED PER DISCHARGE IN ABSENTIA	0	1	1	0	9	6
RELEASED PER DPD RELEASE CHARGE	0	14	12	18	18	10
Released per DPD/Class C Only	609	1	0	6	0	0
RELEASED PER FINDING OF FACTS	0	9	22	9	18	23
Released per Investigating Agency	9	22	17	18	4	11
RELEASED PER INVESTIGATIVE AGENCY	0	48	29	32	23	22
RELEASED PER MEDICAL REASONS	0	1	0	0	0	0
RELEASED PER PIA MANDATORY	0	2	2	1	2	0
Released per Teletype	244	41	15	14	24	21
Released to Dallas County Agency	150	1	2	3	5	2
Released to INS/Border Patrol	218	152	132	26	25	24
Released to Investigating Agency	8	0	5	5	17	4
Released to Mental Facility	33	15	13	17	29	25
Released to Military	1	0	0	0	0	0
Released to Out of County Agency	378	24	191	166	274	301
Released to Out of State Agency	37	7	26	15	28	40
RELEASED TO PAROLE OFFICER	0	15	13	20	32	17
Released to Special Program	246	226	300	221	381	296
RELEASED TO TDC	0	0	129	101	168	187
RELEASED TO TDC-ISF	0	0	7	16	15	19
Released to TDCJ	515	0	110	32	116	80
RELEASED TO U.S. MARSHALL	0	0	0	0	0	0
Released to US Marshall	31	5	24	29	37	47
Removed from furlough	0	0	1	0	0	0
SENTENCED TO DEATH	0	0	0	0	0	0
Served Time	359	225	203	208	251	241
Served Time and/or Paid Fine	2	0	1	0	0	1
TRANSFERRED TO INS/BORDER PATROL	0	5	0	0	0	0
TRANSFERRED TO A MENTAL FACILITY	0	1	0	2	1	0
TRANSFERRED TO A FEDERAL AGENCY	0	0	0	2	1	0
TRANSFERRED TO A SPECIAL PROGRAM	0	2	0	1	0	2
WARRANT WITHDRAWN	0	22	52	25	53	59
TOTAL RELEASES	5191	3534	3685	3137	4668	4347

3-MONTH AVG Release Destinations Comparison



APR 2021 Avg Release Destinations Snapshot

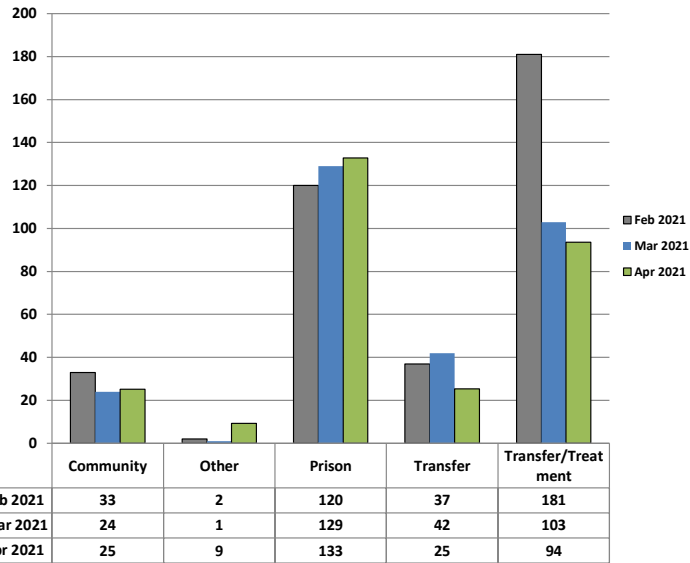


Release Reasons	Release Destination
BENCH WARRANT-READY TO RETURN	Community
BOND REINSTATED	Community
Deceased	Other
DRY WRIT	Community
DRY WRIT-CASE NOT FILED	Community
ERROR-DUPLICATE CASE	Other
ERROR- WRONG CASE #	Other
Escaped	Other
Failed to Report	Other
Failed to Return to Work Release	Other
FELONY REDUCED TO MISDEMEANOR	Community
Finding of Facts Release	Community
HOLD ADDED IN ERROR	Community
Judicial Treatment Center/Wilmer	Transfer/Treatment
MISDEMEANOR REDUCED TO CLASS C	Community
MOTION TO RELEASE	Community
No Billed	Community
Other	Other
Paid Fine	Community
Parole in Absentia or Pre Parole Transfer	Community
Parole Warrant Withdrawn	Community
Posted Cash Bond	Community
Posted Personal Recognizance Bond	Community
POSTED PR BOND	Community
Posted Pre-trial Bond	Community
Posted PT Personal Recognizance Bond	Community
Posted Surety Bond	Community
Posted Writ Bond	Community
PROBATION DISCHARGED	Community
RELEASE PER SHOCK PROBATION	Community
Released By Order of the Court	Community
Released on Probation	Community
Released per Agency Pick Time Expired	Community
RELEASED PER AGENCY PICK-UP TIME EXPIRE	Community
Released per Art 14.06/Magistrate Order	Community
RELEASED PER CASE REJECTED BY DA	Community
RELEASED PER DISCHARGE IN ABSENTIA	Community
RELEASED PER DPD RELEASE CHARGE	Community
Released per DPD/Class C Only	Community
RELEASED PER FINDING OF FACTS	Community
Released per Investigating Agency	Community
RELEASED PER INVESTIGATIVE AGENCY	Community
RELEASED PER MEDICAL REASONS	Transfer/Treatment
RELEASED PER PIA MANDATORY	Community
Released per Teletype	Community
Released to Dallas County Agency	Transfer
Released to INS/Border Patrol	Transfer
Released to Investigating Agency	Transfer
Released to Mental Facility	Transfer/Treatment
Released to Military	Transfer
Released to Out of County Agency	Transfer
Released to Out of State Agency	Transfer
RELEASED TO PAROLE OFFICER	Community
Released to Special Program	Transfer/Treatment
RELEASED TO TDC	Prison
RELEASED TO TDC-ISF	Prison
Released to TDCJ	Prison
RELEASED TO U.S. MARSHALL	Prison
Released to US Marshal	Prison
Removed from furlough	Other
SENTENCED TO DEATH	Other
Served Time	Community
Served Time and/or Paid Fine	Community
TRANSFERRED TO A MENTAL FACILITY	Transfer/Treatment
TRANSFERRED TO A FEDERAL AGENCY	Transfer
TRANSFERRED TO A SPECIAL PROGRAM	Transfer/Treatment
TRANSFERRED TO INS/BORDER PATROL	Transfer
WARRANT WITHDRAWN	Community

**AVERAGE LENGTH OF STAY
IN JAIL BASED ON RELEASE REASON**

RELEASE CATEGORY	2019 Avg	2020 Avg	Jan 2021	Feb 2021	Mar 2021	Apr 2021	2021 Avg
BENCH WARRANT-READY TO RETURN	0	1	0	0	0	0	0
BOND REINSTATED	1	11	11	20	10	14	14
Deceased	61	49	30	0	0	0	8
DRY WRIT	0	1	0	0	0	0	0
DRY WRIT-CASE NOT FILED	0	0	0	0	0	0	0
ERROR-DUPLICATE CASE	0	0	0	0	0	0	0
ERROR- WRONG CASE #	0	1	0	0	0	33	8
Escaped	5	0	0	0	0	0	0
Failed to Report	1	0	0	0	0	0	0
Failed to Return to Work Release	0	0	0	0	0	0	0
FELONY REDUCED TO MISDEMEANOR	0	16	0	0	0	0	0
Finding of Facts Release	7	1	0	0	0	0	0
HOLD ADDED IN ERROR	0	1	0	0	0	0	0
Judicial Treatment Center/Wilmer	68	105	112	126	122	135	124
MISDEMEANOR REDUCED TO CLASS C	2	12	19	11	21	19	18
MOTION TO RELEASE	0	8	7	9	7	6	7
No Billed	29	40	40	43	19	23	31
Other	22	10	10	14	8	50	21
Paid Fine	1	1	0	1	0	0	0
Parole in Absentia or Pre Parole Transfer	81	38	0	194	0	0	49
Parole Warrant Withdrawn	43	57	33	53	35	41	41
Posted Cash Bond	1	3	1	3	3	4	3
Posted Personal Recognizance Bond	7	10	8	6	5	5	6
POSTED PR BOND	1	10	7	6	8	9	8
Posted Pre-trial Bond	3	3	2	4	2	1	2
Posted PT Personal Recognizance Bond	5	20	4	6	4	4	5
Posted Surety Bond	5	7	7	7	9	9	8
Posted Writ Bond	4	0	0	4	0	0	1
PROBATION DISCHARGED	5	15	17	52	8	31	27
RELEASE PER SHOCK PROBATION	0	0	0	0	0	0	0
Released By Order of the Court	18	44	36	61	75	68	60
Released on Probation	38	60	77	78	82	84	80
Released per Agency Pick Time Expired	14	7	0	0	0	0	0
RELEASED PER AGENCY PICK-UP TIME EXPIRED	0	0	0	0	0	0	0
Released per Art 14.06/Magistrate Order	27	27	16	1	0	1	5
RELEASED PER CASE REJECTED BY DA	2	11	11	20	20	15	17
RELEASED PER DISCHARGE IN ABSENTIA	2	95	371	0	167	114	163
RELEASED PER DPD RELEASE CHARGE	1	11	13	11	12	8	11
Released per DPD/Class C Only	15	7	0	0	0	0	0
Released per finding of fact/Dry Writ	9	1	0	0	0	0	0
RELEASED PER FINDING OF FACTS	1	7	8	9	7	7	8
Released per Investigating Agency	14	41	12	54	112	230	102
RELEASED PER INVESTIGATIVE AGENCY	1	31	40	62	78	127	77
RELEASED PER MEDICAL REASONS	2	4	0	0	0	0	0
RELEASED PER PIA MANDATORY	0	118	562	512	85	0	290
Released per Teletype	11	33	34	31	58	53	44
Released to Dallas County Agency	12	44	11	110	94	14	57
Released to INS/Border Patrol	34	44	48	55	146	90	85
Released to Investigating Agency	8	15	17	51	26	29	31
Released to Mental Facility	184	257	427	315	415	317	369
Released to Military	1	4	0	0	0	0	0
Released to Out of County Agency	22	39	45	47	43	46	45
Released to Out of State Agency	26	35	40	35	26	24	31
RELEASED TO PAROLE OFFICER	12	61	44	32	53	63	48
Released to Special Program	62	65	82	68	80	83	78
RELEASED TO TDC	18	142	171	213	168	172	181
RELEASED TO TDC-ISF	9	63	74	91	69	74	77
Released to TDCJ	120	115	178	133	173	170	164
RELEASED TO U.S. MARSHALL	0	0	0	0	0	0	0
Released to US Marshal	100	156	157	164	235	248	201
Removed from furlough	1	0	7	0	0	0	2
SENTENCED TO DEATH	0	0	0	0	0	0	0
Served Time	21	37	47	45	52	42	47
Served Time and/or Paid Fine	1	1	1	0	0	1	1
TRANSFERRED TO INS/BORDER PATROL	17	23	0	0	0	0	0
TRANSFERRED TO A MENTAL FACILITY	33	151	0	394	2	0	99
TRANSFERRED TO A FEDERAL AGENCY	0	4	0	1	1	0	1
TRANSFERRED TO A SPECIAL PROGRAM	24	56	0	181	0	27	52
WARRANT WITHDRAWN	9	57	38	31	51	53	43
Avg length stay in-jail for those released in the yr/mon	yr/18	yr/34	mon/42	mon/49	mon/38	mon/37	yr/42
Total/Total Avg Releases for Month/Yr	5216	3871	3685	3137	4668	4347	3959

3-Month Total Avgs of Length of Stay in Jail Based on Release Destination



Release Reasons	Length of Stay in Jail based on Release Destination
BENCH WARRANT-READY TO RETURN	Community
BOND REINSTATED	Community
Deceased	Other
DRY WRIT	Community
DRY WRIT-CASE NOT FILED	Community
ERROR-DUPLICATE CASE	Other
ERROR- WRONG CASE #	Other
Escaped	Other
Failed to Report	Other
Failed to Return to Work Release	Other
FELONY REDUCED TO MISDEMEANOR	Community
Finding of Facts Release	Community
HOLD ADDED IN ERROR	Community
Judicial Treatment Center/Wilmer	Transfer/Treatment
MISDEMEANOR REDUCED TO CLASS C	Community
MOTION TO RELEASE	Community
No Billed	Community
Other	Other
Paid Fine	Community
Parole in Absentia or Pre Parole Transfer	Community
Parole Warrant Withdrawn	Community
Posted Cash Bond	Community
Posted Personal Recognizance Bond	Community
POSTED PR BOND	Community
Posted Pre-trial Bond	Community
Posted PT Personal Recognizance Bond	Community
Posted Surety Bond	Community
Posted Writ Bond	Community
PROBATION DISCHARGED	Community
RELEASE PER SHOCK PROBATION	Community
Released By Order of the Court	Community
Released on Probation	Community
Released per Agency Pick Time Expired	Community
RELEASED PER AGENCY PICK-UP TIME EXPIRED	Community
Released per Art 14.06/Magistrate Order	Community
RELEASED PER CASE REJECTED BY DA	Community
RELEASED PER DISCHARGE IN ABSENTIA	Community
RELEASED PER DPD RELEASE CHARGE	Community
Released per DPD/Class C Only	Community
RELEASED PER FINDING OF FACTS	Community
Released per Investigating Agency	Community
RELEASED PER INVESTIGATIVE AGENCY	Community
RELEASED PER MEDICAL REASONS	Transfer/Treatment
RELEASED PER PIA MANDATORY	Community
Released per Teletype	Community
Released to Dallas County Agency	Transfer
Released to INS/Border Patrol	Transfer
Released to Investigating Agency	Transfer
Released to Mental Facility	Transfer/Treatment
Released to Military	Transfer
Released to Out of County Agency	Transfer
Released to Out of State Agency	Transfer
RELEASED TO PAROLE OFFICER	Community
Released to Special Program	Transfer/Treatment
RELEASED TO TDC	Prison
RELEASED TO TDC-ISF	Prison
Released to TDCJ	Prison
RELEASED TO U.S. MARSHALL	Prison
Released to US Marshal	Prison
Removed from furlough	Other
SENTENCED TO DEATH	Other
Served Time	Community
Served Time and/or Paid Fine	Community
TRANSFERRED TO A MENTAL FACILITY	Transfer/Treatment
TRANSFERRED TO A FEDERAL AGENCY	Transfer
TRANSFERRED TO A SPECIAL PROGRAM	Transfer/Treatment
TRANSFERRED TO INS/BORDER PATROL	Transfer
WARRANT WITHDRAWN	Community

PRE-INDICTMENT WAIVERS BY COURT BY MONTH

PRE-INDICTMENT WAIVERS BY COURT BY MONTH																			
	CDC1	CDC2	CDC3	CDC4	CDC5	CDC6	CDC7	194th	195th	203rd	204th	265th	282nd	283rd	291st	292nd	363rd	Total	
DATE																			Total
2018 Year Totals	203	112	83	173	103	166	120	63	180	151	229	165	66	180	119	138	76	2327	
Year Avg	17	9	7	14	9	14	10	5	15	13	19	14	6	15	10	12	6	194	
DATE																			Total
2019 Year Totals	149	109	68	100	50	101	92	66	124	121	141	91	53	64	71	109	54	1563	
Year Avg	12	9	6	8	4	8	8	6	10	10	12	8	4	5	6	9	5	130	
DATE																			Total
2020 Year Totals	129	112	75	88	65	115	78	71	160	95	108	89	61	125	84	126	96	1677	
Year Avg	11	9	6	7	5	10	7	6	13	8	9	7	5	10	7	11	8	140	
Jan 21	9	2	2	9	5	3	6	5	10	6	6	4	12	11	6	7	3	106	
Feb 21	6	13	3	4	4	11	4	3	6	9	4	9	5	1	0	13	7	102	
Mar 21	20	10	3	9	3	10	11	9	7	6	4	4	8	6	5	12	7	134	
Apr 21	12	9	1	10	5	1	4	8	12	16	3	7	3	7	2	11	5	116	
May 21																			
Jun 21																			
Jul 21																			
Aug 21																			
Sep 21																			
Oct 21																			
Nov 21																			
Dec 21																			
2021 Year Totals	47	34	9	32	17	25	25	25	35	37	17	24	28	25	13	43	22	458	
Year Avg	12	9	2	8	4	6	6	6	9	9	4	6	7	6	3	11	6	115	

DISPOSITION TOTALS BY FELONY COURT

2019	Jan	Feb	Mar	April	May	Jun	Jul	Aug	Sept	Oct	Nov	Dec	Average	
Avg	181	166	163	159	195	147	170	183	154	177	136	135	164	1966
TOTAL DISPOSTIONS	3074	2828	2778	2703	3310	2501	2896	3108	2613	3001	2316	2298	2786	33,426
2020	Jan	Feb	Mar	April	May	Jun	Jul	Aug	Sept	Oct	Nov	Dec	Average	
Avg	150	150	140	84	90	108	124	122	131	171	117	135	127	1522
TOTAL DISPOSTIONS	2555	2552	2381	1431	1538	1840	2104	2066	2233	2899	1984	2299	2157	25,882
2021	Jan	Feb	Mar	April	May	Jun	Jul	Aug	Sept	Oct	Nov	Dec	Average	
CDC1	116	123	169	176									146	584
CDC2	122	144	251	167									171	684
CDC3	75	78	151	154									115	458
CDC4	114	93	168	91									117	466
CDC5	112	84	134	124									114	454
CDC6	118	134	190	100									136	542
CDC7	99	85	197	191									143	572
194TH	140	93	190	159									146	582
195TH	132	127	149	169									144	577
203RD	117	98	135	171									130	521
204TH	138	116	153	108									129	515
265TH	149	100	199	141									147	589
282ND	124	83	161	113									120	481
283RD	111	94	155	128									122	488
291ST	100	88	160	159									127	507
292ND	164	144	193	182									171	683
363RD	115	90	123	151									120	479
Avg	120	104	169	146	#DIV/0!	#DIV/0!	#DIV/0!	#DIV/0!	#DIV/0!	#DIV/0!	#DIV/0!	#DIV/0!	135	540
TOTAL DISPOSTIONS	2046	1774	2878	2484	0	0	0	0	0	0	0	0	2296	9,182

Average Jail Pop Totals for Pending Dispos by Court

04/01/2021-04/30/2021

DATE	CDC 1	CDC 2	CDC 3	CDC 4	CDC 5	CDC 6	CDC 7	194	195	203	204	265	282	283	291	292	363	Total
	YOO	KENNEDY	RILEY	COLLINS	THOMPSON	HOWARD	ANYIAM	WHITE	GARZA	JONES	KEMP	BENNETT	DAVIS	MAYS	MITCHELL	BIRMINGHAM	HOLMES	
04/01/21	208	161	182	201	196	205	179	229	197	216	175	163	174	177	205	191	166	3225
04/02/21	209	160	177	196	192	206	183	226	199	219	175	162	173	176	203	191	162	3209
04/05/21	207	164	176	199	193	201	185	224	197	220	173	164	171	173	200	187	167	3201
04/06/21	207	166	177	200	194	206	184	227	199	221	173	162	172	174	206	187	169	3224
04/07/21	210	165	174	203	189	204	181	226	199	220	179	167	171	178	207	185	169	3227
04/08/21	211	164	175	204	190	205	181	231	197	219	180	163	171	179	207	186	169	3232
04/09/21	207	165	172	206	190	202	178	227	197	220	180	164	169	179	207	187	163	3213
04/12/21	204	165	165	207	195	202	175	219	199	222	177	161	167	182	212	191	165	3208
04/13/21	199	165	167	208	197	202	175	217	202	224	179	161	166	184	210	195	163	3214
04/14/21	196	164	169	214	197	201	179	222	201	229	184	158	165	186	209	195	160	3229
04/15/21	197	162	168	211	196	200	179	218	200	228	186	159	167	185	213	193	162	3224
04/16/21	198	163	167	211	198	200	179	222	200	227	186	161	168	182	218	191	158	3229
04/19/21	199	160	165	210	196	200	182	218	198	223	182	157	164	180	209	188	164	3195
04/20/21	198	158	164	205	193	201	180	218	200	217	183	158	166	175	208	192	167	3183
04/21/21	197	161	166	207	189	201	182	215	198	213	183	157	169	172	209	193	166	3178
04/22/21	194	159	164	203	190	203	183	214	200	211	178	152	167	176	209	192	166	3161
04/23/21	188	158	162	203	187	200	180	212	203	207	177	155	166	174	206	188	164	3130
04/26/21	189	159	159	204	186	200	176	215	199	211	178	151	167	163	206	189	164	3116
04/27/21	188	157	156	202	185	200	172	218	199	210	179	149	167	168	210	189	165	3114
04/28/21	185	156	160	202	187	198	171	219	203	216	185	149	168	167	208	189	161	3124
04/29/21	188	154	160	200	188	196	172	221	200	214	181	148	170	168	208	189	163	3120
04/30/21	189	154	159	198	188	194	170	227	197	208	183	150	169	162	207	187	162	3104
Apr. AVG	199	161	167	204	192	201	178	221	199	218	180	158	169	175	208	190	164	3046
	↓	★	↓	↑	↓	↓	↓	↓	↑	↓	↑	★	↓	↓	↑	↑	★	
Rankings	T-11	2	4	14	10	13	7	17	T-11	16	8	1	5	6	15	9	3	

STATE JAIL INITIATIVE STATISTICS

Month	For the Month Ending	PLEAS			REVOICATIONS			TRIALS			DISMISSALS	WAIVERS	DISPOSITIONS
		By Court	By Mag	Total	By Court	By Mag	Total	By Court	By Jury	Total			
94	April 2019	229	262	491	102	0	102	0	1	1	45	60	639
106	April 2020	180	108	288	85	0	85	0	0	0	70	99	443
107	May 2020	146	115	261	89	0	89	0	0	0	97	56	447
108	June 2020	182	78	260	106	0	106	0	0	0	211	30	577
109	July 2020	236	109	345	97	0	97	0	0	0	269	34	711
110	August 2020	230	105	335	95	0	95	0	0	0	128	42	558
111	September 2020	205	119	324	101	0	101	0	0	0	83	40	508
112	October 2020	351	151	502	118	0	118	0	0	0	176	50	796
113	November 2020	221	100	321	64	0	64	0	0	0	129	66	514
114	December 2020	242	123	365	72	0	72	0	0	0	155	64	592
115	January 2021	247	108	355	81	0	81	0	0	0	165	75	601
116	February 2021	210	91	301	86	0	86	0	0	0	122	61	509
117	March 2021	289	98	387	108	0	108	0	0	0	159	55	654
118	April 2021	300	133	433	101	0	101	0	0	0	174	67	708
Average		434	217	651	155	0	155	0	1	1	44	66	852

Defendants in jail pending lab analysis								Total	Total SWIFS over 30 days
Date	DEA	DPS	Tarrant	SWIFS	NMS	ARMSTRONG	Total		
01/09/18	3	72	14	38			127	0	
02/05/18	2	44	13	65			124	0	
03/09/18	1	60	16	41			118	1	
04/10/18	3	68	14	25			110	0	
05/07/18	2	97	19	54			172	0	
06/09/18	2	106	20	58			186	1	
07/09/18	2	103	6	50			161	3	
08/06/18	1	95	1	38			135	1	
09/04/18	2	100	0	21			123	0	
10/16/18	0	121	0	7			128	0	
11/13/18	0	161	0	37			198	0	
12/12/18	0	141	0	38			179	0	
01/04/19	0	163	0	36			199	0	
02/05/19	0	162	0	34			196	0	
03/07/19	0	107	0	4			111	0	
04/10/19	0	86	0	18			104	0	
05/10/19	0	91	0	18			109	0	
06/10/19	0	61	0	19			80	1	
07/05/19	3	55	0	8			66	0	
08/09/19	4	30	2	22			58	0	
09/10/19	5	19	0	13			37	0	
10/09/19	4	17	6	13			40	0	
11/09/19	4	14	1	6			25	0	
12/06/19	4	16	0	5			25	0	
01/07/20	1	15	0	0			16	0	
02/07/20	1	27	0	6			34	2	
03/02/20	0	8	0	3			11	0	
04/03/20	0	14	0	2			16	0	
05/08/20	0	10	0	4			14	2	
06/05/20	0	11	0	0	2	1	14	0	
07/06/20	0	20	0	0	1	1	22	0	
08/04/20	0	8	0	1	0	1	10	1	
09/04/20	0	22	0	9	0	2	33	3	
10/04/20	0	12	0	1	1	0	14	1	
11/06/20	0	20	0	5	2	0	27	1	
12/03/20	0	15	0	2	0	0	17	1	
01/04/21	0	10	0	14	0	1	25	14	
02/04/21	0	12	0	5	1	0	18	5	
03/04/21	0	17	0	18	1	0	36	18	
04/05/21	0	9	0	4	2	0	15	4	
05/05/21	0	26	0	45	10	6	87	18	

FY2021 Public Defender's Office Summary Statistics for Misdemeanor Courts April 2021		
Court/Judge	New Cases	Total Dispositions
CCC #1/Patterson (2 PD AVG 200)	131	89
CCC #2/Hayes (1 PD AVG 100)	100	43
CCC #3/Moorehead (2 PD AVG 200)	163	157
CCC #4/Mulder (1 PD AVG 100)	100	67
CCC #5/Green (1 PD AVG 100)	107	110
CCC #6/King (1 PD AVG 100)	100	72
CCC #7/Edwards (1 PD AVG 100)	109	125
CCC #8/White (1 PD AVG 100)	88	58
CCC #9/Hoffman (1 PD AVG 100)	100	69
CCC #10/Mullin (No PD)	0	0
CCC #11/Kelly (1 PD AVG 75)	76	54
CCCAP #2/Luther (1 PD AVG 100)	100	38
Floater (1 PD AVG 100)	85	53
Y-T-D Totals	1259	935
Courts are required to assign an average of 100 cases per month to each PD.		

CCC 11: Court is a family violence court and the numbers in this court are typically lower compared to non-family violence courts.

FY2021 Public Defender's Office Summary Statistics for Felony Courts April 2021		
Court/Judge	New Cases	Total Dispositions
CDC - Clinton (1 PD AVG. 30)	37	20
CDC #2 - Kennedy (4 PD AVG. 120)	104	89
CDC #3 - G. Lewis (2 PD AVG. 60)	74	50
CDC #4 - Collins (2 PD AVG. 60)	66	38
CDC #5 - Thompson (2 PD AVG. 60)	60	22
CDC #6 - Howard (1 PD AVG. 30)	30	24
CDC #7 - Anyiam (1 PD AVG. 30)	31	35
194th - White (3 PD AVG. 90)	93	102
195th - Garza (2 PD AVG. 60)	65	81
203rd - Jones (2 PD AVG. 60)	68	59
204th - Kemp (No PD)	0	0
265th - Bennett (2 PD AVG. 60)	68	66
282nd - Givens (No PD)	0	0
283rd - Mays (2 PD AVG. 60)	60	45
291st - Huff (2 PD AVG. 60)	77	49
292nd - Birmingham (2 PD AVG. 60)	60	52
363rd - Holmes (2 PD AVG. 60)	62	68
Y-T-D Totals	955	800
Courts are required to assign between 30 & 35 cases per month per PD.		

CDC 2: One PD in this four PD court was on FMLA until the last week in April.

HARRY INGRAM		FY2021 ATLAS STATISTICS											203rd				
MONTH	BEGINNING # OF PENDING CASES	+NEW CASES RECEIVED THIS MONTH	=TOTAL CASES	TBJ	TBC	PLEAS	REV	GRADUATES	PROBATION MODIFICATIONS	DISMISSALS	OTHERS	TOTAL DISPOSITIONS	ENDING # PENDING CASES **	CURRENT ATLAS PARTICIPANTS	CURRENT PARTICIPANTS IN CUSTODY	FORMER ATLAS PARTICIPANTS	BOND
April	13	5	18	0	0	0	0	0	0	0	1	1	17	10	0	0	10

HARRY INGRAM		FY2021 MISDEMEANOR DIVERT MENTAL HEALTH COURT STATS											CCCAP1/WADE			
MONTH	BEGINNING # OF PENDING CASES	Rediverts	+NEW CASES RECEIVED THIS MONTH	=TOTAL CASES	TBJ	TBC	PLEAS	DISMISSAL	OTHER	TOTAL DISPOSITIONS	ENDING # PENDING CASES **	CURRENT PARTICIPANTS	NUMBER OF GRADUATES	BOND***		
April	8	0	7	15	0	0	2	0	0	2	13	12	0	12		

HARRY INGRAM		FY2021 S.E.T. STATISTICS											291st				
MONTH	BEGINNING # OF PENDING CASES	+NEW CASES RECEIVED THIS MONTH	=TOTAL CASES	TBJ	TBC	PLEAS	REV	GRADUATES	PROBATION MODIFICATIONS	DISMISSALS	OTHERS	TOTAL DISPOSITIONS	ENDING # PENDING CASES **	CURRENT PARTICIPANTS	CURRENT PARTICIPANTS IN CUSTODY	FORMER PARTICIPANTS	BOND
April	36	0	36	0	0	0	0	0	0	0	4	4	32	22	0	0	22

April		FY2021 MHPD STATS											
	BEGINNING # OF PENDING CASES	+NEW CASES RECEIVED THIS MONTH	=TOTAL CASES	TRIALS	PLEAS	COND. DISM.	REVK	REVC	DISMISSALS	INCOMPLETE	REFERRALS	OTHER COUNSEL APPT.	TOTAL CLOSED
R. Lenox	237	40	277	0	0	1	0	0	3	10	2	14	30
L. Strather	246	27	273	0	0	1	0	2	2	2	0	5	12

April		FY2021 FELONY COMPETENCY STATISTICS														
MONTH	BEGINNING # OF CASES	NEW CASES THIS MONTH	TBJ	TBC	Alt. Trial Dispos.	PLEAS	REVO-CATIONS	DISMISSALS	PROBATION	COMP. HRG.	EXTENSIONS	CIVIL COMMIT.	MHMR REFERRAL	CONSULTS	OTHER	ENDING # OF PEOPLE IN OCR
M. Harden	174	19	0	0	0	1	3	4	0	8	1	0	0	0	6	15
R. Scott	12	5	0	0	0	0	0	0	0	4	3	0	0	0	0	0

RANDALL SCOTT		FY2021 MISDEMEANOR COMPETENCY STATISTICS														
MONTH	BEGINNING # OF CASES	NEW CASES THIS MONTH	TBJ	TBC	Alt. Trial Dispos.	PLEAS	REVO-CATIONS	DISMISSALS	PROBATION	COMP. HRG.	EXTENSIONS	CIVIL COMMIT.	MHMR REFERRAL	CONSULTS	OTHER	ENDING # OF PEOPLE IN OCR
April	114	49	0	0	0	1	0	30	0	28	0	4	0	0	0	10

April		MI Court																				
MONTH	TOTAL NEW CASES RECEIVED	NEW CLIENTS AT TERRELL	NEW CLIENTS AT GREEN OAKS	NEW CLIENTS AT MEDICAL CENTER MCKINNEY	NEW CLIENTS AT PARKLAND	NEW CLIENTS AT DALLAS BEHAVIORAL HEALTH	NEW CLIENTS AT GARLAND BEHAVIORAL	NEW CLIENTS AT CLEMENTS (formerly ZALE LIPSHY)	NEW CLIENTS AT SUNDANCE BEHAVIORAL HEALTHCARE	NEW CLIENTS AT HICKORY TRAILS	NEW CLIENTS AT METHODIST RICHARDSON	NEW CLIENTS AT DALLAS PRESBYTERIAN	NEW CLIENTS AT VA	NEW CLIENTS AT WELLB RIDGE	NEW CLIENTS AT GLEN OAKS	NEW CLIENTS AT TEXOMA	NEW CLIENTS AT HAVEN	NEW CLIENTS AT PERIMETER BEHAVIORAL HEALTHCARE	PROBABLE CAUSE HEARINGS HELD	NO CONTEST COMMIT	CONTESTED COMMIT	FORCED MEDS HEARING IN COURT
L. Roberts	148	11	0	34	0	0	78	0	0	0	0	0	0	0	24	0	0	1	1	0	20	23
C. Cox	193	0	0	0	157	0	0	4	0	0	32	0	0	0	0	0	0	0	0	0	17	14
K. Nelson	68	0	0	0	0	19	0	0	0	38	0	0	11	0	0	0	0	0	2	0	3	3
R. Black	91	0	63	0	0	0	0	0	0	22	0	0	0	6	0	0	0	0	5	0	8	8

DAN ECKSTEIN		MHPR BOND STATS										
MONTH	INITIAL ELIGIBILITY DAILY LIST (MH FLAGS)	MHPR BOND APPOINTMENTS FROM DAILY LIST (MH FLAGS MINUS THOSE SCREENED-OUT)	MHPR BOND GRANTED (# of clients)	MHPR BOND HEARING-BOND DENIED (# of clients)	TOTAL HEARINGS (# of clients)	Total # of Cases	Total # of Felony Cases	# of Felonies Approved	# of Felonies Denied	Total # of Misd. Cases	# of Misd's Approved	# of Misd's Denied
April	1422	161	28	3	31	46	28	27	1	18	15	3

MENTAL HEALTH PERSONAL RECOGNIZANCE BONDS--ATTORNEY CASE APPOINTMENTS
OCTOBER 2020 - SEPTEMBER 2021

MISDEMEANOR	
TOTAL FY2021	1011

PUBLIC DEFENDER	
Misdemeanors	548

FELONY	
TOTAL FY2021	771

PUBLIC DEFENDER	
TOTAL	199
FS	125
F3	45
F2	20
F1	9

*This is the total number of misdemeanor cases for clients considered for MH PR Bonds for the defined period. Of these cases, the numbers below reflect the attorneys appointed to handle the cases beyond the MH PR Bond hearing.

PRIVATE APPOINTED	
Misdemeanors	145

PRIVATE RETAINED	
Misdemeanors	3

NO ATTORNEY	
Misdemeanors	315

**This is the total number of felony cases for clients considered for MH PR Bonds for the defined period. Of these cases, the numbers below reflect the attorneys appointed to handle the cases beyond the MH PR Bond hearing.

PRIVATE APPOINTED	
TOTAL	305
FS	149
F3	82
F2	57
F1	17

PRIVATE RETAINED	
TOTAL	8
FS	2
F3	2
F2	0
F1	4

NO ATTORNEY	
TOTAL	258
FS	141
F3	64
F2	36
F1	17

*The numbers below for each month may change as attorneys are appointed on cases which previously had no attorney appointed, and are most accurate 60 days out.

	Public Defender					Private Appointed					Private Retained					No Attorney				
	Misd	FS	F3	F2	F1	Misd	FS	F3	F2	F1	Misd	FS	F3	F2	F1	Misd	FS	F3	F2	F1
Oct-20	97	26	3	8	2	33	41	18	11	1	0	0	1	0	1	83	35	25	8	2
Nov-20	80	24	13	3	2	39	20	13	2	1	1	1	0	0	1	18	9	2	2	1
Dec-20	109	17	7	3	1	26	25	14	13	3	0	0	0	0	0	22	5	6	2	2
Jan-21	69	14	5	2	2	10	9	11	7	2	1	0	1	0	0	80	39	15	6	7
Feb-21	46	10	8	0	0	7	9	7	9	2	1	1	0	0	0	40	20	6	4	3
Mar-21	56	19	4	2	2	15	13	11	7	3	0	0	0	0	0	58	26	7	9	1
Apr-21	91	15	5	2	0	15	32	8	8	5	0	0	0	0	2	14	7	3	5	1
May-21	0	0	0	0	0	0	0	0	0	0	0	0	0	0	0	0	0	0	0	0
Jun-21	0	0	0	0	0	0	0	0	0	0	0	0	0	0	0	0	0	0	0	0
Jul-21	0	0	0	0	0	0	0	0	0	0	0	0	0	0	0	0	0	0	0	0
Aug-21	0	0	0	0	0	0	0	0	0	0	0	0	0	0	0	0	0	0	0	0
Sep-21	0	0	0	0	0	0	0	0	0	0	0	0	0	0	0	0	0	0	0	0
TOTAL	548	125	45	20	9	145	149	82	57	17	3	2	2	0	4	315	141	64	36	17

Bond Hearings

Court	# OF CLIENTS	CLIENTS WITH MH DIAGNOSIS	# OF HEARINGS SET	# OF CASES	PR BOND GRANTED	BOND AMOUNT REDUCED	BOND AMOUNT NOT CHANGED	WAIVED	DISPOSED	DISMISSED	OTHER
CCC 1	32	16	48	47	37	2	3	2	1	0	3
CCC 2	40	23	65	65	39	7	4	9	0	0	6
CCC 3	55	23	74	74	21	14	11	19	0	0	9
CCC 4	40	20	66	64	34	4	13	10	0	0	5
CCC 5	43	23	58	58	18	6	10	15	0	0	9
CCC 6	38	20	53	53	24	6	5	14	3	0	1
CCC 7	23	12	38	33	16	9	1	5	1	0	6
CCC 8	30	14	42	41	13	4	6	18	0	0	1
CCC 9	35	16	60	60	23	9	3	13	0	1	11
CCC 10											
CCC 11	42	21	57	57	6	8	12	17	0	0	14
CCCAP2	41	17	64	64	21	8	4	25	0	0	6
TOTAL	419	205	625	616	252	77	72	147	5	1	71

- *# OF HEARINGS SET captures cases that may be heard more than once (ex: PR Bond is initially denied, or client is rearrested on the same charge).
- *WAIVED captures hearings waived by client request (ex: ICE hold, felony pending, etc.), or by attorney request due to competency concerns.
- *DISPOSED captures cases disposed plead in lieu of hearing, after hearing preparation; dismissals are recorded separately.
- *OTHER captures any situation not otherwise listed (ex: attorney hired day of hearing; bond posted of hearing, etc., only if client was interviewed and attorney prepared case for hearing).

**DALLAS COUNTY PRETRIAL RELEASE SERVICES MONTHLY REPORT
Caruth Grant MH PR Bond Stats Summary 2021**

Month	Year	Initial MH #	Eligible	# Signed orders	Presented	Denied	Other	Granted	Misdemeanor	Felony
January	2021	1562	204	276	36	5	1	30	12	29
February	2021	1129	116	158	27	3	0	24	17	21
March	2021	1420	162	231	33	3	0	30	11	30
April	2021	1422	162	212	31	4	3	24	11	22
May	2021									
June	2021									
July	2021									
August	2021									
September	2021									
October	2021									
November	2021									
December	2021									
TOTALS		5533	644	877	127	15	4	108	51	102

Yellow = Court Proceedings

Other = Granted MH Bond in court released by other means prior to PR bond posting

Misdemeanor and Felony totals calculated for individuals APPROVED & RELEASED on MH Bond

2017-2020 TOTALS

APR 17 - DEC 20	60813	8236	10502	2165	318	50	1797	1006	1546
-----------------	-------	------	-------	------	-----	----	------	------	------

Note:

April-October 2017: Misdemeanor and Felony totals included all cases presented for bond (approved and denied)

November 2017-Current: Misdemeanor and Felony totals included only cases APPROVED for bond

April 2017 - Present TOTALS

April 17 - Present	66346	8880	11379	2292	333	54	1905	1057	1648
--------------------	-------	------	-------	------	-----	----	------	------	------

Levels

Month	Year	Level 1	Level 2	Level 3	Level 4	TOTAL
January	2021	18	9	3	0	30
February	2021	15	7	2	0	24
March	2021	11	14	3	2	30
April	2021	14	6	4	0	24
May	2021					0
June	2021					0
July	2021					0
August	2021					0
September	2021					0
October	2021					0
November	2021					0
December	2021					0
TOTAL		58	36	12	2	108

Total number of levels approved, does not account for discharged/closed out files.

Discharges

Month	Year	Successful	Unsuccessful	Other	TOTAL	Success Rate%
January	2021	10	14	0	24	42%
February	2021	10	17	0	27	37%
March	2021	15	19	0	34	44%
April	2021	12	14	0	26	46%
May	2021				0	
June	2021				0	
July	2021				0	
August	2021				0	
September	2021				0	
October	2021				0	
November	2021				0	
December	2021				0	
TOTAL		47	64	0	111	

April 2017-Present: Total Approved 1905

April 2017-Present: Total Discharges 1638

****Successful-570 (35%); Unsuccessful-1053 (64%); Neutral-15 (1%)**

267-Active Bonds 04/30/2021

DALLAS COUNTY PRETRIAL RELEASE SERVICES MONTHLY REPORT

Caruth Grant MH PR Bond Stats Summary 2021

Months	IMPLEMENTATION LAUNCH - Reasons for outcomes for all ordered assessment/not presented to Mag. [from column E on sheet 1] ²																	
	Attorney refusal	Case deferred	Chrages dropped	Competency Concerns	Contested and detained	Court plea/disp	Current MH Bond	Declined assessment	Dry writ release	Exc. per CI criteria	Homeless/no reference	Other	Other PR Bond	Posted Bond	Reference declined residence	Refused to participate	Unable to verify residence/contact	Total ³
JAN '21	0	0	8	13	0	0	0	14	0	18	8	9	32	47	4	13	2	168
FEB '21	0	0	1	4	0	0	0	6	0	13	7	7	10	32	3	9	0	92
MAR '21	0	0	5	5	0	0	0	14	0	22	12	9	17	28	2	13	5	132
APR '21	0	0	2	0	0	0	0	12	0	16	13	5	21	44	2	10	2	127
MAY '21																		0
JUN '21																		0
JUL '21																		0
AUG '21																		0
SEPT '21																		0
OCT '21																		0
NOV '21																		0
DEC '21																		0
TOTAL	0	0	16	22	0	0	0	46	0	69	40	30	80	151	11	45	9	519

Months	IMPLEMENTATION LAUNCH - Percentages of Reasons for outcomes for all ordered assessment/not presented to Mag. [from column E on sheet 1]																	
	Attorney refusal	Case deferred	Chrages dropped	Competency Concerns	Contested and detained	Court plea/disp	Current MH Bond	Declined assessment	Dry writ release	Exc. per CI criteria	Homeless/no reference	Other	Other PR Bond	Posted Bond	Reference declined residence	Refused to participate	Unable to verify residence/contact	
JAN '21	0%	0%	5%	8%	0%	0%	0%	8%	0%	11%	5%	5%	19%	28%	2%	8%	1%	
FEB '21	0%	0%	1%	4%	0%	0%	0%	7%	0%	14%	8%	8%	11%	35%	3%	10%	0%	
MAR '21	0%	0%	4%	4%	0%	0%	0%	11%	0%	17%	9%	7%	13%	21%	2%	10%	4%	
APR '21	0%	0%	2%	0%	0%	0%	0%	9%	0%	13%	10%	4%	17%	35%	2%	8%	2%	
MAY '21																		
JUN '21																		
JUL '21																		
AUG '21																		
SEPT '21																		
OCT '21																		
NOV '21																		
DEC '21																		
AVG %	0%	0%	3%	4%	0%	0%	0%	9%	0%	14%	8%	6%	15%	30%	2%	9%	2%	

Months	Assessments Ordered - Results				Assessment Recommendations (LOCs) ³										Outcomes	
	Assessments Ordered	Assessment Completed	Assessment not completed ¹	Assessment halted - competency concerns ²	IDD Services	Jail-based Psy. Services	LOC 1S / Standard IOP	LOC 2 / Standard IOP	LOC 3 / Standard IOP	LOC 4 FACT / Standard IOP	LOC 4 ACT / Standard IOP	LOC 5 / Standard IOP	Routine Outpt.	No BH Svs. Indicated		MHPR released & connected to services
JAN - DEC 2021																
JAN '21	202	122	67	13	1	11	38	11	19	0	4	0	20	15	30	
FEB '21	111	73	35	3	0	2	22	15	7	0	4	0	12	4	24	
MAR '21	148	88	58	2	0	1	32	14	12	0	2	0	16	2	30	
APR '21	156	101	54	1	1	1	46	13	9	0	5	0	10	5	24	
MAY '21																
JUN '21																
JUL '21																
AUG '21																
SEPT '21																
OCT '21																
NOV '21																
DEC '21																
TOTAL	617	384	214	19	2	15	138	53	47	0	15	0	58	26	108	

DALLAS COUNTY PRETRIAL RELEASE SERVICES MONTHLY REPORT
General Pretrial and Alcohol Monitoring Unit (AMU)

	APR 20	JAN 21	FEB 21	MAR 21	APR 21	MAY 21	JUNE 21	JULY 21	AUG 21	SEP 21	OCT 21	NOV 21	DEC 21	2021 AVG
AVG BOOKINS per day	96	124	114	148	140									132
Interviews	21	23	34	42	24									31
Cr. History	61	125	93	225	101									136
Bonds written	6	5	13	7	2									7
AVG BONDS per day	0.3	0.26	0.7	0.3	0.1									0
Bonds (collected)	2	2	5	4	1									3
Bonds (waived)	4	3	8	3	1									4
Bonds TOTAL	6	5	13	7	2									7
FEES (collected)	\$110	\$105	\$140	\$280	\$30									\$139
FEES (waived)	\$180	\$60	\$390	\$93	\$40									\$146
FEES TOTAL	\$290	\$165	\$530	\$373	\$70									\$284

Dallas County Pretrial Services
Alcohol Monitoring Unit
April 2021 Statistical Summary Report

Month/Year	Total Supervised Cases Start Of Month	Count of Pending Bond Orders	Total New Cases Activated	Number of Successful Closeouts	Number of Unsuccessful Closeouts	Count of Violations Submitted to Court	Count of Orientations Completed	# of Verified Installations Completed	Count of Supervised Cases (End of Month)	Supervision Fees Collected
Apr-19	1383	282	148	129	7	336	124	125	1395	\$12,266.00
Apr-20	1337	312	12	19	11	360	9	34	1319	\$955.00
Jan-2021	1437	326	78	53	17	391	77	78	1445	\$ 12,280.00
Feb-2021	1445	277	56	65	11	304	51	52	1425	\$ 10,273.00
Mar-2021	1425	324	135	81	14	333	124	97	1465	\$ 16,230.00
Apr-2021	1465	351	109	110	21	318	115	112	1456	\$12,843.00
Re-Arrest	3									

Dallas County Pre Trial Services
 Alternative Sentencing Program (ASP) and Bond/Electronic Monitoring Program
 Statistical Summary Report

April 2021

CASELOAD INFORMATION

	04-21 ASP	04-21 Bond	04-21 Ch. Sup	04-21 TOTAL	ASP TOTAL	Bond TOTAL	Ch. Sup TOTAL	Total 9-01-09 - 04-30-21
Beginning Client Count	12	825	0	837	3	3	9(5/13)	15
Total Clients That Started The Program	17	166	0	183	2,229	4,975	89	7,293
Total Cases Closed	8	148	0	156	2,211	4,135	98	6,444
Closed Successfully	8	77	0	85	2,174	2,451	74	4,699
Closed Unsuccessfully	0	71	0	71	37	1,684	24	1,745
Total Clients at End of Month	21	843	0	864				

DALLAS COUNTY FUNDS SAVED

ELM Days Served/Jail Bed Days Saved
 Cost of Jail Bed Per Day
 TOTAL JAIL BED EXPENSES SAVED

04-21
25,172
\$ 59.18
\$1,489,678.96

Total 09-01-09 - 04-30-21
673,798
SEE ADDENDUM
\$40,653,029.41

JAIL BED COST SAVINGS ADDENDUM

Time Period	Cost per Day	Days	Total Cost Saved
9/09	\$55.60	393	\$ 21,850.80
10/09 to 9/10	\$48.49	7,589	\$ 367,990.61
10/10 to 09/11	\$57.49	16,277	\$ 934,212.50
10/11 to 09/12	\$53.13	23,536	\$ 1,250,467.68
10/12 to 09/13	\$56.29	30,368	\$ 1,709,414.72
10/13 to 9/14	\$62.46	41,130	\$ 2,568,979.80
10/14 to 9/15	\$63.11	40,706	\$ 2,568,955.66
10/15 to 9/16	\$69.38	40,517	\$ 2,811,069.46
10/16 to 9/17	\$71.08	44,636	\$ 3,209,845.88
10/17 to 9/18	\$55.36	56,163	\$ 3,108,408.64
10/18 to 9/19	\$59.99	71,963	\$ 4,317,060.37
10/19 to 9/20	\$59.18	146,998	\$ 8,699,341.41
10/20 to 04/21	\$59.18	153,522	\$ 9,085,431.88
TOTAL		673,798	\$40,653,029.41

DCSO - SUPPORT SERVICES WEEKLY STATISTICAL SUMMARY

DETENTION EARLY WARNING REPORT

			AS OF	7:00:37 AM	ON	05/05/2021						
	CURRENTLY IN JAIL	AVG-STAY DAYS	1-10 DAYS	11-20 DAYS	21-30 DAYS	31-40 DAYS	41-50 DAYS	51-60 DAYS	61-70 DAYS	GT-70 DAYS	% OF TOTAL POP	
G BENCH WARRANTS	32	354.85	0	0	2	0	0	0	0	30	0.59%	
R OUT OF COUNTY/STATE HOLD	43	29.59	27	7	4	0	1	0	0	4	0.80%	
ZZ DEFAULT -- IN ERROR	50	50.55	29	1	4	5	0	3	0	8	0.93%	
TOTAL	125	82.00										

** Weighted Avg.

5,595

Comments:

	Report Date		05/05/21
BENCH WARRANTS:	32	6	Ready to Return to TDC
		3	Awaiting to be sentenced/confirmation
		6	Holding as a witness
		17	US Marshall
OUT OF COUNTY /STATE HOLD:	43	39	In-State out of county still in the allowed 10-day period
		4	Released
DEFAULT - IN ERROR:	50	31	Inmate status has been changed from "on floor" to an "assigned location"
		12	Inmate Status is "On Floor" being processed.
		7	Releases

(Category represents inmates on the Floor when report is ran)

The over GT-70 are broken down as follows:

Bench Warrants: 6 is holding as a Witness, 17 US Marshall, 5 Ready to Return to TDC, 2 Awaiting sentence

Default in Error: 8 Inmate status has an assigned location

Out of County: 4 In-State/out of county 10-day period

Misdemeanor Court's JAIL POPULATION INITIATIVE PROGRAM

BEGAN 6/9/08

	1	2	3	4	5	6	7	8	9	10	11	12	13	14	15	16	17	18	19	20	21	22	23	24	25	26	27	28	29	30	31	Monthly Total	Start Date: 6/9/08
JAN 19	H	37	6	7			28	10	13	5	36			8	13	14	4	33		H	12	8	3	10			43	17	5	10	322	\$ 8,912.96	
FEB 19	20			11	15	9	14	29			18	15	16	9	24			7	9	10	13	26			14	14	10	14			297	\$ 8,220.96	
MAR 19	21			8	10	6	5	22			10	7	10	3	21			10	11	7	11	20			11	8	13	10	26		250	\$ 6,920.00	
April 19	8	14	11	11	30			11	6	6	14	24			13	15	9	5	36			10	10	9	14	23			11	15	305	\$ 8,442.40	
May 19	8	8	32			14	11	13	12	37			4	9	9	10	33			8	9	12	16	32		H	14	13	18	10	332	\$ 9,189.76	
JUNE 19			38	12	8	6	31				3	11	10	19	13			12	8	12	12	47			10	11	10	10	36		319	\$ 8,829.92	
JULY 19	6	9	4	H	10			32	9	13	26	30			8	19	5	8	34			10	10	8	12	32			9	11	19	324	\$ 8,968.32
AUG 19	4	23			6	2	9	18	36			15	9	9	5	23			13	11	10	11	21			20	10	11	21	52	339	\$ 9,383.52	
SEPT 19		H	7	3	12	7			26	14	11	9	30			3	8	10	8	24			5	10	13	10	41			1	252	\$ 6,975.36	
OCT 19	7	5	16	23			6	4	1	12	28			9	5	5	14	17			15	6	8	7	20			14	6	10	7	245	\$ 6,781.60
NOV 19	16			7	7	1	4	11			6	8	8	3	13			3	5	5	11	16			12	14	4	H	H		154	\$ 4,262.72	
DEC 19		20	8	12	3	7			15	12	7	5	11			24	9	16	9	7				27	H	H	34	23		47	10	306	\$ 8,470.08
2019 Total																																	\$ 95,357.60
JAN 20	H	7	11			9	13	15	14	3			12	8	4	8	12			H	9	13	9	9			14	9	9	8	6	202	\$ 5,977.18
FEB 20			15	10	7	8	9			9	8	13	7	13			15	6	10	10	4			30	7	9	11	11			212	\$ 6,273.08	
MAR 20		8	10	15	11	6			15	9	13	10	10			27	13	5	7	10			22	16	8	13	10			29	8	275	\$ 8,137.25
April 20	1	7	2			2	4	2	4	6			1	7	8	3	3			4	4	6	6	7			11	0	8	5	101	\$ 2,988.59	
May 20	8			4	5	4	7	3			8	5	1	6	8			6	8	3	5	7			H	8	11	12	8		127	\$ 3,757.93	
JUNE 20	3	9	7	6	3			2	1	1	1	2			7	5	5	9	12			11	12	14	12	4			14	15	155	\$ 4,586.45	
JULY 20	5	4	3			19	17	12	11	5			7	10	9	7	11			10	11	10	11	5			10	16	19	22	7	241	\$ 7,131.19
AUG 20			3	8	10	7	5			9	12	8	14	8			13	16	18	16	5				8	17	16	10	6		18	227	\$ 6,716.93
SEPT 20	4	10	9	3			H	14	15	8	6			9	13	9	5	4			13	11	15	10	10			16	14	15	232	\$ 6,864.88	
OCT 20	8	3			11	4	4	3	4			10	8	13	8	3			13	9	5	14	11			10	13	30	20	9	213	\$ 6,302.67	
NOV 20		10	9	11	12	7			9	10	2	4	5			12	13	25	19	7				15	15	17	H	H		18	220	\$ 6,509.80	
DEC 20	7	8	14	13			9	13	12	13	5			14	15	13	10	3			8	14	15		H	H		19	17	14	12	248	\$ 7,338.32
2020 Total																																	\$ 72,584.27
JAN 21	H			8	9	6	4	11			17	17	10	8	3			H	13	12	5	9			19	17	19	15	7		209	\$ 6,184.31	
FEB 21	8	8	11	11	7			20	14	16	15	9			4	7	12	12	5			5	6	11	14	6					201	\$ 5,947.59	
MAR 21	6	9	11	9	4			15	4	9	8	2			12	17	17	8	6			18	19	14	10	11			14	12	20	255	\$ 7,545.45
April 21	9	2			10	16	16	10	5			11	14	11	7	8			15	19	17	14	5			14	18	21	19	9	270	\$ 7,989.30	
May 21																																	
JUNE 21																																	
JULY 21																																	
AUG 21																																	
SEPT 21																																	
OCT 21																																	
NOV 21																																	
DEC 21																																	
2021 Total																																	\$ 27,666.65

H=Holiday

DISPOSITION TOTALS FOR COUNTY CRIMINAL COURTS

2019	Jan	Feb	Mar	April	May	Jun	Jul	Aug	Sept	Oct	Nov	Dec	Average	
Avg	249	317	318	386	215	160	193	211	190	211	182	179	234	2811
TOTAL DISPOSTIONS	2983	3800	3819	4637	2576	1919	2319	2528	2466	2741.9	2366	2332	2810	34,487
2020	Jan	Feb	Mar	April	May	Jun	Jul	Aug	Sept	Oct	Nov	Dec	Average	
Avg	273	191	137	67	117	120	152	122	135	141	113	120	140	1685
TOTAL DISPOSTIONS	3270	2288	1645	800	1401	1437	1818	1458	1615	1696	1354	1443	1685	20,225
2021	Jan	Feb	Mar	April	May	Jun	Jul	Aug	Sept	Oct	Nov	Dec	Average	
CCC1	111	102	130	236									145	579
CCC2	107	96	137	114									114	454
CCC3	68	120	142	161									123	491
CCC4	107	99	134	255									149	595
CCC5	143	152	158	150									151	603
CCC6	90	97	108	127									106	422
CCC7	98	71	247	123									135	539
CCC8	155	105	197	249									177	706
CCC9	137	129	156	133									139	555
CCC10	110	99	105	135									112	449
CCC11	116	108	115	102									110	441
CCAP2	147	142	176	218									171	683
Avg	116	110	150	167	#DIV/0!	#DIV/0!	#DIV/0!	#DIV/0!	#DIV/0!	#DIV/0!	#DIV/0!	#DIV/0!	136	543
TOTAL DISPOSTIONS	1389	1320	1805	2003	0	0	0	0	0	0	0	0	1629	6,517

*** Please note that CCAP1 Totals are CLASS C APPEALS ***

CCAP1	308	204	62	43									617	154
-------	-----	-----	----	----	--	--	--	--	--	--	--	--	-----	-----

Female Jail Pleas

MAGISTRATE COURT	7	N/A	15	24										15
------------------	---	-----	----	----	--	--	--	--	--	--	--	--	--	----

DALLAS COUNTY SHERIFF'S DEPARTMENT
 FUGITIVE SECTION FISCAL YEAR 2021
 TDCJ MONTHLY ACTIVITY SHEET
 MONTH: April 2021

BEGINNING TOTAL OF INMATES PAPER READY:

122 36
 ID / SJ

DATE	ID	SJ	JUDGMENTS PROCESSED	JUDGMENTS RETURNED	#OF INMATES PR / ID	PAR VIOL READY	B/W RTR	# OF INMATES TO TDCJ	#OF INMATES WAITING / ID	#OF INMATES PR / SJ	# OF INMATES TO SJ	#OF INMATES WAITING / SJ	# OF INMATES TO ISF	# OF INMATES TO SAFPF
	JUDGMENTS RECEIVED	JUDGMENTS RECEIVED												
1	11	1	27	1	6	0	1	0	128	1	0	37	0	20
2	21	7	7	0	2	0	0	0	130	0	0	37	4	0
3	0	0	0	0	0	0	0	0	130	0	0	37	0	0
4	0	0	0	0	0	0	0	0	130	0	0	37	0	0
5	7	11	39	2	15	0	0	35	110	3	0	40	0	10
6	6	8	66	4	17	0	0	3	124	4	14	30	6	1
7	9	5	0	0	0	0	0	0	124	0	0	30	0	4
8	9	1	24	0	5	0	0	0	129	2	0	32	0	0
9	35	18	20	0	2	0	0	0	131	1	0	33	0	1
10	0	0	0	0	0	0	0	0	131	0	0	33	0	0
11	0	0	0	0	0	0	0	0	131	0	0	33	0	0
12	11	0	32	1	9	0	0	42	98	11	0	44	0	10
13	7	3	45	0	22	0	0	0	120	1	2	43	6	2
14	30	5	44	0	10	0	0	0	130	5	0	48	0	14
15	5	2	18	1	10	0	0	0	140	0	0	48	0	2
16	24	6	18	0	5	0	6	0	145	2	0	50	4	0
17	0	0	0	0	0	0	0	0	145	0	0	50	0	0
18	0	0	0	0	0	0	0	0	145	1	0	51	0	0
19	29	7	44	0	16	0	0	0	161	3	0	54	0	0
20	10	7	23	0	19	0	0	4	176	2	7	49	2	0
21	16	2	28	0	14	0	1	27	163	3	0	52	4	0
22	10	12	10	0	8	0	0	1	170	2	0	54	0	0
23	8	2	30	0	11	0	0	0	181	5	0	59	0	0
24	0	0	0	0	0	0	0	0	181	0	0	59	0	0
25	0	0	0	0	0	0	0	0	181	0	0	59	0	0
26	2	3	26	7	13	0	0	0	194	3	0	62	0	0
27	40	7	13	0	3	0	0	47	150	0	4	58	0	0
28	3	0	26	0	6	0	0	0	156	1	0	59	0	0
29	16	3	89	0	7	0	0	0	163	0	0	59	0	0
30	0	0	8	0	6	0	0	0	169	1	0	60	0	0
TOTAL	309	110	637	16	206	0	8	159	169	51	27	60	26	64

ATRS

5-14-2021

Efficiency of the Jail Clinical Evaluation Process

The average lag time of the clinical evaluations during the month of April was 4 days with a range of 0-15.

Productivity (Jail Screens & Evaluations)

January	Evaluations: 197 Screenings: 257
February	Evaluations: 169 Screenings: 190
March	Evaluations: 227 Screenings: 284
April	Evaluations: 227 Screenings: 256

CSCD Residential Placements

As of 05/04/2021:

13 DDC MALE beds available- 8 waiting, 1 to arrive on Thursday 5/6/21
17 DDC FEMALE beds available- 6 waiting, 3 to arrive on Thursday 5/13/21

32 JTC MALE beds available – 67 waiting, 19 to arrive on Thursday 5/6/21
37 JTC FEMALE bed available- 26 waiting, 16 to arrive on Thursday 5/13/21

DDC Census: 30 (17 males, 13 females)
JTC Census: 171 (128 males, 43 females)

Total Census: 201

Community Residential

Homeward Bound (as of 5/3/21)

Census: No update available

Waiting: 12

Nexus Recovery Center (as of 5/3/21)

Census: No update available

Waiting: 2

The Salvation Army (as of 5/3/21)

Census: No update available

Waiting: 4

CSCD placements

DIRECT COUNT AND NEW PLACEMENTS

Felony

Direct	New
15705	465

Misdemeanor

Direct	New
3930	407

Indirect

17,207

Jail Competency Stats 2021

	Jan	Feb	March	April	May	June	July	Aug	Sept	Oct	Nov	Dec
Active												
New Evals - Incompetent	45 (54%)	40 (60%)	60 (65%)	48 (56%)								
Waiting for the hospital - End of month	261	247	268	268								
Maximum Secure Facility	94	92	86	85								
Males	82	84	80	80								
Females	12	8	6	5								
Non-Maximum Secure Facility	167	155	182	183								
Males	137	128	154	159								
Females	30	27	28	24								
Returned to jail from the hospital	7	7	15	13								
Closed												
New Evals - Competent	38 (46%)	27 (40%)	33 (35%)	37 (44%)								
Admitted to the state hospital	13	17	26	25								
Maximum Secure Facility	2	6	14	5								
Non-Maximum Secure Facility	11	11	12	20								
Total Competency Evaluations Completed	83	67	93	85								
Average Wait Times (Days)												
Non-Maximum Secure Hospital -- Males	272	278	270	263								
Non-Maximum Secure Hospital -- Females	192	192	200	188								
Maximum Secure Hospital: Article 17.032(a) charges -- Males	625	625	543	498								
Maximum Secure Hospital: Article 17.032(a) charges -- Females	384	266	283	125								
Maximum Secure Hospital: NGRI -- Males	NGRI cases take priority for admission to Vernon State Hospital. Expected admission time is < 30 days											
Maximum Secure Hospital: NGRI -- Females												

*Note: All individuals who are found Not Guilty by Reason of Insanity (NGRI) or found incompetent to stand trial with an offense listed in Article 17.032(a) of the Code of Criminal Procedure must be sent to the maximum-secure hospital in Vernon. All wait times are approximate.

Jail Competency Stats 2021 (by Doctor)

	Jan	Feb	March	April	May	June	July	Aug	Sept	Oct	Nov	Dec
Dr. Daniel Altman, Ph. D.	0	0	0	0								
Competent	0	0	0	0								
Incompetent	0	0	0	0								
Dr. Lisa Clayton, M.D.	8	8	9	9								
Competent	3	3	2	5								
Incompetent	5	5	7	4								
Dr. Kristi Compton, Ph.D.	8	1	2	3								
Competent	8	1	1	1								
Incompetent	0	0	1	2								
Dr. Jeanine Galusha, Ph.D.	2	0	6	2								
Competent	2	0	3	1								
Incompetent	0	0	3	1								
Dr. Warren Lee, M.D.	4	6	6	6								
Competent	3	5	4	5								
Incompetent	1	1	2	1								
Dr. Antoinette McGarahan, Ph.D.	0	0	1	0								
Competent	0	0	1	0								
Incompetent	0	0	0	0								
Dr. Michael Pittman, M.D.	61	52	69	65								
Competent	22	18	22	25								
Incompetent	39	34	47	40								
Total Competency Evaluations Completed	83	67	93	85								

Male Jail Based Competency Restoration Monthly Totals														
	21-Jan	21-Feb	21-Mar	21-Apr									Total	2020 Totals
Beginning of Month	19	14	20	22										
JBCR Referrals	23	5	8	23									23	213
JBCR Referrals Entered Into Program	16	12	6	8									16	138
Successful Completions														
Transitioned to OCR	0	0	0	1									0	3
Found Competent	10	4	3	4									10	35
Case Dismissed/ Community Transition	1	0	1	2									1	22
Unsuccessful Completions/ ICR Transfers														
Transferred to State Hospital	2	0	0	0									2	6
JBCR Discharge: Client Withdraw	1	0	0	0									1	3
JBCR: Client Removed for Clinical Reasons	2	2	0	0									2	17
JBCR Discharge: Client Removed for Behavioral Reasons	4	1	0	1									4	51
End of Month	14	20	22	20									14	
Average LOS in JBCR (Days)	58	32	88	65										
Average LOS in Jail for JBCR Successful Completions (Days)	88	46	88	74										
Average LOS in Jail for JBCR Unsuccessful Completions (Days)	22	13	N/A	3										
Average LOS for placement for males to Non-Maximum Secure State Hospital														
Average LOS for placement for males to Non-Maximum Secure State Hospital	272 days	278 days	270 days	263 days										
Average LOS for placement for males to Maximum-Secure State Hospital														
Average LOS for placement for males to Maximum-Secure State Hospital	625 days	625 days	543 days	498 days										
Total Jail Beds Saved														
Total Jail Beds Saved	1438	1025	2272	938									5673	6876
Total Cost Savings in Jail Bed Days														
Total Cost Savings in Jail Bed Days	\$ 86,265.62	\$ 61,489.75	\$ 136,297.28	\$ 56,270.62									\$ 340,323.27	\$ 381,537.36

Female Jail Based Competency Restoration Monthly Totals														
	21-Jan	21-Feb	21-Mar	21-Apr									Total	2020 Totals
Beginning of Month	6	5	7	5										
JBCR Referrals	2	1	2	4									9	21
JBCR Referrals Entered Into Program	3	4	2	2									11	11
Successful Completions														
Transitioned to OCR	0	0	0	0									0	1
Found Competent	2	3	2	2									9	3
Case Dismissed/ Community Transition	1	0	1	0									2	1
Unsuccessful Completions/ ICR Transfers														
Transferred to State Hospital	0	0	1	1									2	1
JBCR Discharge: Client Withdraw	0	0	0	0									0	0
JBCR: Client Removed for Clinical Reasons	0	0	0	0									0	0
JBCR Discharge: Client Removed for Behavioral Reasons	0	0	0	0									0	0
End of Month	5	7	5	4									21	29
Average LOS in JBCR (Days)	67	46	140	59									312	
Average LOS in Jail for JBCR Successful Completions (Days)	67	46	134	56									303	
Average LOS in Jail for JBCR Unsuccessful Completions (Days)	N/A	N/A	160	61										
Average LOS for placement for females to Non-Maximum Secure State Hospital	192 days	192 days	200 days	188 days										
Average LOS for placement for females to Maximum-Secure State Hospital	384 days	266 days	283 days	125 days										
Total Jail Beds Saved	209	211	146	160									726	184
Total Cost Savings in Jail Bed Days	\$ 12,537.91	\$ 12,657.89	\$ 8,758.54	\$ 9,598.40									\$ 43,552.74	\$ 11,038.16

Monthly JIMI/STELLA Jail Mental Health Flag Report

2020 TOTALS								
	Total Bookins	Total Unique Individuals Flagged for Mental Health	Mental Health Flag Categories:	NorthStar ID	NTBHA ID	TLETS Match	PAP Flag	MH AIS Flag
YEARLY 2020 TOTAL	45,625	28,951		7,089	8,294	11,248	3,136	20,078
			Percentages	24.57%	29.00%	39.43%	10.75%	69.30%

2021 TOTALS								
MONTH	Total Bookins	Total Unique Individuals Flagged for Mental Health	Mental Health Flag Categories:	NorthStar ID	NTBHA ID	TLETS Match	PAP Flag	MH AIS Flag
Jan-21	3,843	2,442		594	774	889	312	1,764
			Percentages	24.32%	31.70%	36.40%	12.78%	72.24%
Feb-21	3,196	2,070		504	609	694	247	1,553
			Percentages	24.35%	29.42%	33.53%	11.93%	75.02%
Mar-21	4,576	2,921		684	867	1,014	356	2,174
			Percentages	23.42%	29.68%	34.71%	12.19%	74.43%
Apr-21	4,203	2,782		622	826	897	334	2,165
			Percentages	22.36%	29.69%	32.24%	12.01%	77.82%

***Note:** Data listed above is reflective of unique individuals who receive at least one mental health flag from one of the identified categories. Individuals may be flagged in more than one category. Percentages above are indicative of that specific mental health flag category only.

Mental Health Flag Categories Explained	
NorthStar ID:	Individuals who have an identified service utilization history and service ID from the previous mental health Northstar system
NTBHA ID:	Individuals who have an identified service utilization and service ID from the current mental health NTBHA system
TLETS Match:	Texas Law Enforcement Telecommunications System, Flags sent from DPS that shows individuals who have any history of state-paid MH service
PAP Flag:	Parkland Jail Health Psychological Assessment Program
MH AIS Flag:	Individuals flagged for mental health concerns through the bookin process (from the gold form)