



## **Jail Population Committee Meeting Agenda**

**June 11, 2021, 10:00 a.m.**

Virtual Microsoft Teams Meeting:

Call-in Line:+1 469-208-1731; Conference ID: 388 671 212#

### **PowerBI Dashboard-Public Access Link:**

<https://www.dallascounty.org/departments/criminal-justice/jail-population.php>

#### **I. Jail Population- Snapshot 06/04/2021 – 5,430**

- Detention Early Warning Report (DEWR) Glossary (page 2)
- MAY 2021 DEWR (page 3)
- MAY Highlights: **HIGH:** 05/02 of **5,531** & **Low:** 05/27 of **5,276** Range: of **255**
- DEWR Bucket Comparison & Addendum (page 4)
- DEWR Bucket Monthly Averages (page 5 & 6)
- Jail Population Monthly Averages & graphs/charts (pages 7 thru 10)
  - 05/21: 5,400 (-150)
  - 04/21: 5,550 (-118)
  - 03/21: 5,668 (-22)
- Book-in Averages (6 mo.): MAY 133, APR. 140, MAR. 148, FEB. 114, JAN. 124, DEC. 118
- Release Averages (6 mo.): MAY 133, APR. 145, MAR. 151, FEB. 112, JAN. 119, DEC. 120
- May Book-in (Gender, Homeless, Mental Health) graphs/charts (pages 11 & 12)
- Release totals by category & addendum (pages 13 & 14)
- Average length of stay based on release reason & addendum (pages 15 & 16)
- Waivers by Court and by Month (page 17)
- Felony Courts Monthly Dispositions & Pending Dispo by Court (pages 18 & 19)
- Special Programs list: As of 05/31/2021-229 waiting; Wilmer-92, RT-20, ISF-85, MH-32

#### **II. District Attorney's Office Activities**

- Community Response Team/ State Jail Unit (SJU)- **James Bagnall**
- Intake/Grand Jury Unit- **Ellyce Lindberg/ MaryAnne Gallagher**
- DA's cases pending lab analysis- **Brittany Casey**
- Pretrial Bond Review Hearing-**Kim Nesbitt**

#### **III. Public Defender's Office Activities- Lynn Richardson**

- Monthly Court Stats/Mental Health Stats /Mental Health PR Bonds – Attorney Case Appointments

#### **IV. Jail Population Management Team**

- Pretrial Services- **Duane Steele/ Jeff Segura**
- Data Management Unit (DMU)- **Jimmy Patterson**
- County Criminal Courts Initiative- **Pat Johnson**
- Texas Department of Criminal Justice (TDCJ) Activity Reports- **Tiffany Johnson**
- Parole Initiatives- **Alethea Robinson**
- CSCD Updates/ATRS Stats- **Dr. Jill Johansson-Love**
- GMJ Update- **Suzanne Bradford**

#### **IV. Mental Health Updates- Laura Edmonds**

- State Hospital Waitlist Reports
- Jail Based Competency Restoration Monthly Report
- Monthly JIMI/STELLA Jail Mental Health Flag Report

# Detention Early Warning Report (DEWR)-Glossary

The DEWR is a 32 line item report which provides a snapshot of the Dallas County Jail Population, capturing the primary case status/category (also referred to as a “bucket”). The DEWR consists of pre-disposition Felony and Misdemeanor cases, and those adjudicated which are awaiting release or transfer.

1	Felony not filed:	Felony arrest made by local law enforcement agencies (LEA's), case has not been accepted by the District Attorney (DA).
2	Felony pending Grand Jury (GJ):	Felony cases accepted for prosecution and awaiting presentation to the GJ.
	Felony not including State Jail	
3	Felonies (SJF):	Felony offenses excluding SJF which have been indicted by the GJ and are now pending in the felony courts.
4	SJF pending disposition:	SJF offenses which have been indicted by the GJ and are now pending in the felony courts.
5	Probation Violators (PV) Felony:	Defendants (Def's) in jail for various violations of the terms and conditions of their felony probation.
	Texas Department of Criminal Justice (TDCJ) over 10 years on appeal or TDC no appeal-	Def's received a felony conviction and were sentenced to TDCJ >10 years; the case may or may not be on appeal. Def is not eligible for bond.
6	Bench Warrants:	Def's being held as a witness in another Def's case; will be transferred back to TDCJ once the case is resolved.
7	TDCJ 10 years or less on appeal:	Def's received a felony conviction and were sentenced to TDCJ <10 years and are appealing their sentence; may be eligible to post bond.
8	Sentenced to SJF:	Def's received a felony conviction and were sentenced to a State Jail Facility, awaiting transfer.
9	SJF on appeal:	Def's received a felony conviction and were sentenced to a State Jail Facility and filed an appeal; may be eligible to post bond
10	SJF serving in county jail:	Def's received a felony conviction and were sentenced to time in the county jail.
11	Misdemeanor not filed:	Def's arrested for a misdemeanor offense by a local LEA; case has not been filed by the DA's office in the county courts.
12	Misdemeanor filed pending:	Def's charged with a misdemeanor offense and their cases have been filed with the county courts and are pending disposition
13	Misdemeanor PV:	Def's in jail for various violations of the terms and conditions of their county court probation.
	Serving County Time as a Condition of Probation:	Def's held in county jail as a condition of probation (sanction). Not eligible for good time credit.
14	Serving County Time & Fines:	Def's sentenced to jail time and are serving their sentence.
	Serving Fines and Court Cost only:	Def's serving time for fines and court cost only.
15	Out of County/State Hold:	Def's being held for another county or jurisdiction. Upon completion of their Dallas County jail time, agencies typically have 10 days to pick up the defendant or they are released.
16	Parole Violations:	Def's in jail for various violations of the terms and conditions of their felony parole.
	SAFPF (Substance Abuse Felony Punishment Facility):	Def's ordered to a substance abuse treatment facility as a condition of felony probation and are awaiting transfer to that facility.
17	Special Programs:	Def's being held for Wilmer Judicial Treatment Center, Electronic Leg Monitor (ELM), or other community treatment programs.
18	Other Incompetent:	Def's being held in county jail awaiting transfer to a State Mental Health Facility.
19	US Marshal:	Dallas County contracts as a US Marshal holding facility.
20	Contempt in Jail:	Def's in jail for contempt of court.
21	Contempt Furlough:	Def's temporarily released from the jail.
22	Peace Bond:	Court ordered cash bond designed to keep the peace and protect a person or property from a threat (rarely used).
23	Texas Youth Commission (TYC):	Def's being held for transfer to TYC; TYC is now Texas Juvenile Justice Department (TJJD).
24	Immigration:	Def's detained by U.S. Immigration and Customs Enforcement (ICE) being held for transfer to a federal facility for immigration detainees.
25	Class C Misdemeanor only:	Citations which result in a fine, serving time in jail.
26	Contract Inmates:	Contract Holds for another County or Jurisdiction (overflow).
27	US Military:	Temporary hold for US Military.
28	Default:	Def's in transit: recently booked into jail (on the floor), have not been classified, and/or assigned to a jail/tank/housing unit
29		
30		
31		
32		

**Detention Early Warning Report (DEWR)  
May 2021**

	5/1	5/2	5/3	5/4	5/5	5/6	5/7	5/8	5/9	5/10	5/11	5/12	5/13	5/14	5/15	5/16	5/17	5/18	5/19	5/20	5/21	5/22	5/23	5/24	5/25	5/26	5/27	5/28	5/29	5/30	5/31	Avg				
Felony not filed	612	628	634	601	613	582	531	516	539	560	539	538	535	522	504	534	543	516	520	490	496	475	505	510	502	468	462	457	462	494	518	529				
Felony pend. Grand Jury	418	420	428	453	461	443	480	496	497	496	500	502	487	498	501	498	496	521	539	510	487	508	507	504	507	525	502	491	510	508	507	490				
Felony not incl. SJF	2085	2086	2084	2071	2066	2097	2088	2082	2080	2080	2083	2085	2085	2064	2059	2058	2060	2062	2061	2105	2103	2089	2088	2080	2089	2083	2090	2086	2070	2069	2067	2079				
SJF pend dispo	264	265	267	258	245	249	248	249	249	249	248	249	258	258	263	262	263	263	257	269	282	281	282	281	281	282	291	289	292	294	295	267				
PV-Felony	332	336	340	345	346	352	347	347	350	352	360	356	344	343	345	348	349	345	350	346	341	333	336	344	340	343	333	336	331	341	346	344				
TDC over 10y/appeal	322	322	262	264	270	282	295	304	304	304	280	289	298	311	322	322	292	300	310	314	322	335	335	303	275	281	293	301	314	314	314	302				
Bench Warrants	34	34	31	31	32	33	35	36	36	34	35	35	35	36	36	36	34	33	35	35	35	37	37	34	34	35	35	35	35	35	35	35				
TDC<10yr/appeal	9	9	9	8	8	8	8	8	8	8	8	8	8	8	8	8	8	8	8	8	8	8	8	8	8	8	8	8	8	8	8	8				
Sentd. SJF	111	111	109	105	110	103	102	105	105	105	97	97	96	103	103	103	101	92	93	96	96	98	98	96	96	89	76	80	84	85	84	98				
SJF on appeal	0	0	0	0	0	0	0	0	0	0	0	0	0	0	0	0	0	0	0	0	0	0	0	0	0	0	0	0	0	0	0	0				
SJF serv in co jail	14	13	11	10	13	12	11	11	9	9	9	9	13	14	14	14	14	14	13	12	11	12	11	10	11	11	11	11	12	11	10	12				
Misd. not filed	52	67	78	76	62	63	53	53	66	76	77	58	41	37	37	53	61	56	50	63	52	49	65	73	65	65	60	45	56	76	81	60				
Misd. filed pend.	141	145	145	147	150	138	141	140	138	140	144	137	138	137	138	135	132	130	124	115	121	124	124	122	115	107	103	111	115	120	119	130				
Misd-PV	2	2	2	2	2	2	2	2	2	2	1	1	1	1	1	1	1	1	1	1	1	1	1	1	1	1	1	1	1	1	1	1				
Serv in jail (Cond of Prob)	28	23	22	20	19	20	20	17	14	13	13	14	16	16	13	13	12	15	16	15	16	19	17	16	17	20	20	24	22	22	19	18				
Serving Co time & fines	22	20	19	21	20	21	21	19	18	18	18	17	21	21	23	21	21	20	21	18	19	21	17	15	18	20	18	15	14	13	13	19				
Serv fines/CT cost only	0	0	0	0	0	0	0	0	0	0	0	0	0	0	0	0	0	0	0	0	0	0	0	0	0	0	0	0	0	0	0	0				
Out of county/state	51	61	63	48	43	52	48	55	56	62	56	59	70	59	65	71	68	58	55	48	46	58	59	67	60	59	65	65	65	73	70	59				
Parole Violations	239	244	243	246	241	252	245	245	246	251	244	239	241	239	243	246	246	242	247	245	249	249	253	252	219	220	218	222	224	227	231	240				
SAFPF	168	168	161	158	150	151	160	161	161	158	153	145	142	146	150	150	150	145	149	152	155	160	160	159	162	131	138	142	145	145	145	152				
Special Programs	195	195	184	178	178	188	183	188	191	177	177	176	154	158	167	168	163	152	148	149	153	165	165	151	159	156	158	163	173	174	174	170				
Other- Incompetent	268	268	268	269	267	262	267	268	268	268	267	268	270	273	273	273	273	274	271	270	279	278	278	277	277	279	283	285	289	289	289	274				
US Marshal holds	53	53	53	54	54	55	54	54	54	53	54	54	53	55	55	55	55	55	55	56	41	41	42	39	40	40	38	40	41	42	42	49				
Contempt-in Jail	1	1	1	1	1	1	2	2	3	3	2	3	2	1	1	1	1	1	1	1	1	1	1	1	1	1	1	1	1	1	1	1				
Contempt-Furlough	0	0	0	0	0	0	0	0	0	0	0	0	0	0	0	0	0	0	0	0	0	0	0	0	0	0	0	0	0	0	0	0				
PEACE Bond	0	0	0	0	0	0	0	0	0	0	0	0	0	0	0	0	0	0	0	0	0	0	0	0	0	0	0	0	0	0	0	0				
TYC hold	0	0	0	0	0	0	0	0	0	0	0	0	0	0	0	0	0	0	0	0	0	0	0	0	0	0	0	0	0	0	0	0				
Immigration hold	0	1	1	1	2	0	1	2	2	1	3	0	1	3	1	1	0	2	0	0	2	3	2	0	1	0	0	1	1	1	0	1				
Class C Misd. only	0	0	0	0	0	0	0	0	0	0	0	0	0	0	0	0	0	0	0	0	0	0	0	0	0	0	0	0	0	0	0	0				
Contract inmates	0	0	0	0	0	0	0	0	0	0	0	0	0	0	0	0	0	0	0	0	0	0	0	0	0	0	0	0	0	0	0	0				
US Military hold	0	0	0	0	0	0	0	0	0	0	0	0	0	0	0	0	0	0	0	0	0	0	0	0	0	0	0	0	0	0	0	0				
Default	67	59	57	46	50	55	67	66	72	56	55	51	51	48	65	53	56	55	61	44	63	61	83	70	67	54	72	87	92	69	61	62				
Jail Population w/ Furlough added	5488	5531	5472	5413	5403	5421	5409	5426	5468	5475	5423	5390	5360	5351	5387	5424	5399	5360	5385	5362	5379	5406	5474	5413	5345	5278	5276	5296	5357	5412	5430	5400	167413			
Actual Jail Population	5488	5531	5472	5413	5403	5421	5409	5426	5468	5475	5423	5390	5360	5351	5387	5424	5399	5360	5385	5362	5379	5406	5474	5413	5345	5278	5276	5296	5357	5412	5430	5400	167413			
H																																	L			SUM
INTAKES	128	118	125	135	143	142	131	131	102	165	117	117	132	140	115	106	132	147	141	145	156	131	118	153	107	155	134	180	149	115	106	133	4116			
RELEASES	73	76	206	189	142	129	165	77	75	153	198	145	157	127	81	67	162	173	149	124	161	78	82	213	195	191	146	139	76	88	78	133	4115			
VARIANCE	-55	-42	81	54	-1	-13	34	-54	-27	-12	81	28	25	-13	-34	-39	30	26	8	-21	5	-53	-36	60	88	36	12	-41	-73	-27	-28	0	-1			

AVG LENGTH OF STAY 40	Total Bookins	4,116	Total Releases	4,115	Total Jail Bed Days	167,413	= \$	9,907,501
-----------------------	---------------	-------	----------------	-------	---------------------	---------	------	-----------

## DEWR BUCKET COMPARISON

BUCKET NAMES	MAY 2020 vs 2021	May 20	May 21	Mar 21	Apr 21	May 21	APR vs MAY
Variance							
Jail Population Avg.	531	4869	5400	5668	5550	5400	-150
<b>SPECIAL FOCUS</b>							
Felony Not Filed	164	365	529	579	590	529	-61
Fel.pend excl.SJF	145	1934	2079	2203	2189	2079	-110
Felony pend Grand Jury	117	373	490	407	376	490	114
Probation Viol. Felony	109	235	344	334	342	344	2
Incompetent	68	206	274	267	265	274	9
<b>TRENDING UP</b>							
Special Programs	61	109	170	232	208	170	-38
State Jail Felony Pend.	40	227	267	303	273	267	-6
SAFPF	30	122	152	161	141	152	11
Misdemeanors pending	23	107	130	131	136	130	-6
Serving County Time	9	10	19	19	20	19	-1
Serv as Cond of Prob.	5	13	18	15	14	18	4
SJF-Serv Co.Jail (12.44a)	2	10	12	15	12	12	0
<b>TRENDING DOWN</b>							
Parole Violator only	-75	315	240	239	238	240	2
US Marshall	-36	85	49	81	68	49	-19
Out of Co/State	-26	85	59	76	76	59	-17
TDC<10yr/appeal	-11	19	8	10	9	8	-1
<b>STABLE</b>							
Immigration	-5	6	1	2	2	1	-1
Sentenced to SJF	-4	102	98	104	108	98	-10
Bench Warrants	-2	37	35	33	35	35	0
Contempt in Jail	-1	2	1	1	1	1	0
Class C Misd. only	0	0	0	0	0	0	0
TYC	0	0	0	0	0	0	0



DEWR BUCKET MONTHLY AVERAGES

	May 19	May 20	Jan 21	Feb 21	Mar 21	Apr 21	May 21	2021 Avg
Felony not filed	340	365	505	545	579	590	529	550
Felony pend GJ	564	373	574	486	407	376	490	467
Fel.pend excl.SJF	1619	1934	2104	2180	2203	2189	2079	2151
State Jail Fel only	243	227	285	303	303	273	267	286
PV-Felony	288	235	354	344	334	342	344	344
TDC over 10yrs	212	402	258	336	319	311	302	305
Bench Warrants	40	37	30	27	33	35	35	32
TDC <10y/appeal	12	19	10	10	10	9	8	9
Sentenced SJF	40	102	111	109	104	108	98	106
Sentd SJF/appeal	0	2	0	0	0	0	0	0
SJF-Serv Co Jail	46	10	13	11	15	12	12	13
Misdmnr not filed	116	58	77	66	69	68	60	68
Misdmnr filed-pend	172	107	152	147	131	136	130	139
PV-Misdmnr	0	2	2	1	1	3	1	2
Serv as Con of Prob.	45	13	14	14	15	14	18	15
Serv Co time/ fines	34	10	12	13	19	20	19	17
Serv fines/ fees only	0	0	0	0	0	0	0	0
Out of Co/State	49	85	102	90	76	76	59	81
Parole Vio.	265	315	229	241	239	238	240	237
SAFPF	170	122	130	119	161	141	152	141
Sp.Pgrms	141	109	195	226	232	208	170	206
Incompetent	170	206	271	262	267	265	274	268
US Marshall	62	85	88	89	81	68	49	75
Cntmpt-in Jail	15	2	0	1	1	1	1	1
Furlough	0	1	0	0	0	0	0	0
PEACE Bond	0	0	0	0	0	0	0	0
TYC hold	0	0	0	0	0	0	0	0
Immigration hold	8	6	7	3	2	2	1	3
Class C only	12	0	0	0	0	0	0	0
Contract	0	0	0	0	0	0	0	0
US Military	0	0	0	0	0	0	0	0
Default	51	44	70	66	67	62	62	65
Furlough added	4714	4870	5593	5690	5668	5550	5400	5580
<b>Jail Population Actual</b>	<b>4714</b>	<b>4869</b>	<b>5592</b>	<b>5690</b>	<b>5668</b>	<b>5550</b>	<b>5400</b>	<b>5580</b>

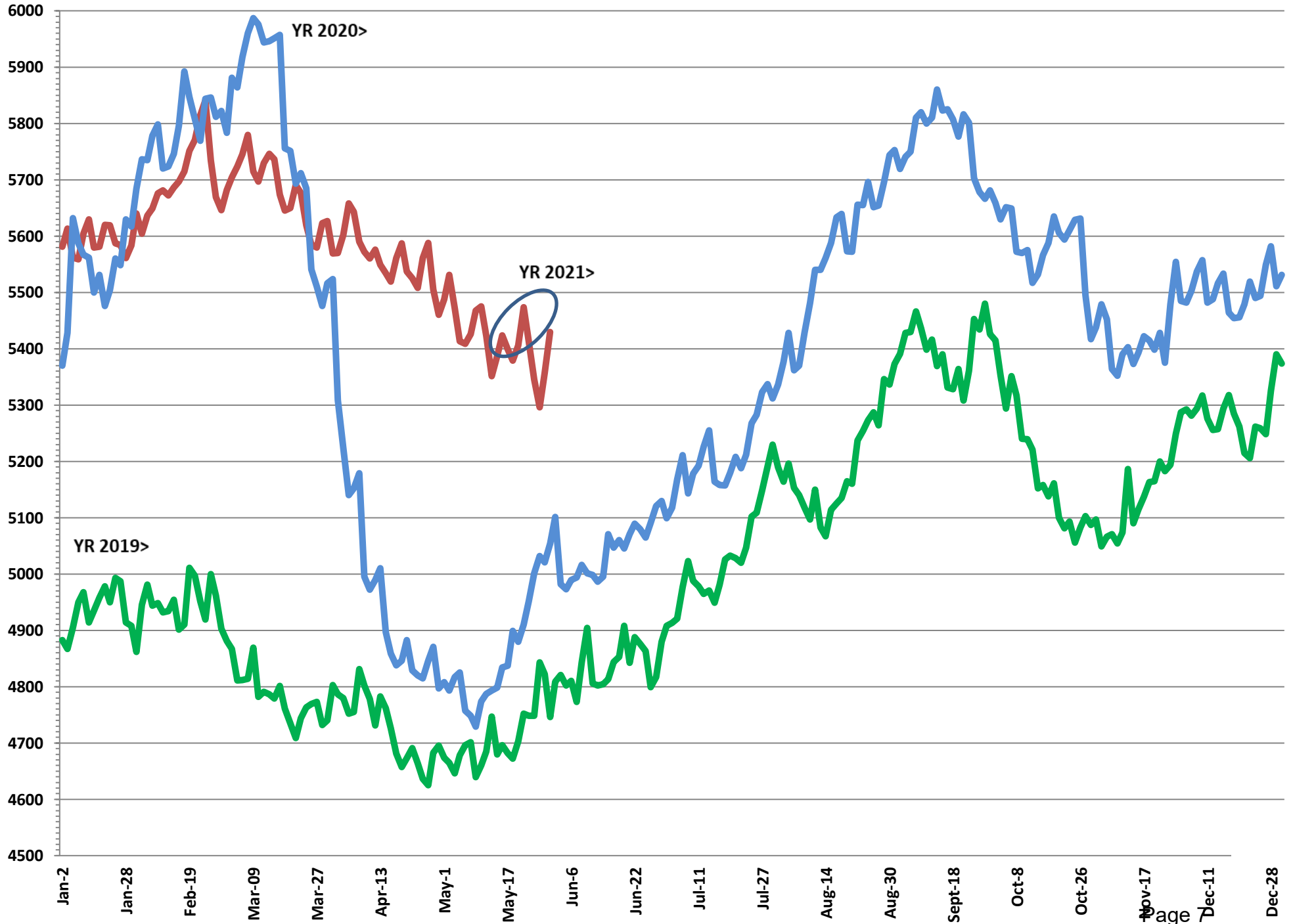
<b>INTAKES</b>	176	100	124	114	148	140	133	132
<b>RELEASES</b>	175	92	119	112	151	145	133	132
<b>VARIANCE</b>	-1	-8	-5	-2	3	5	0	0

**Dallas County Jail Population 3-year statistical summary for 2019, 2020 & 2021**

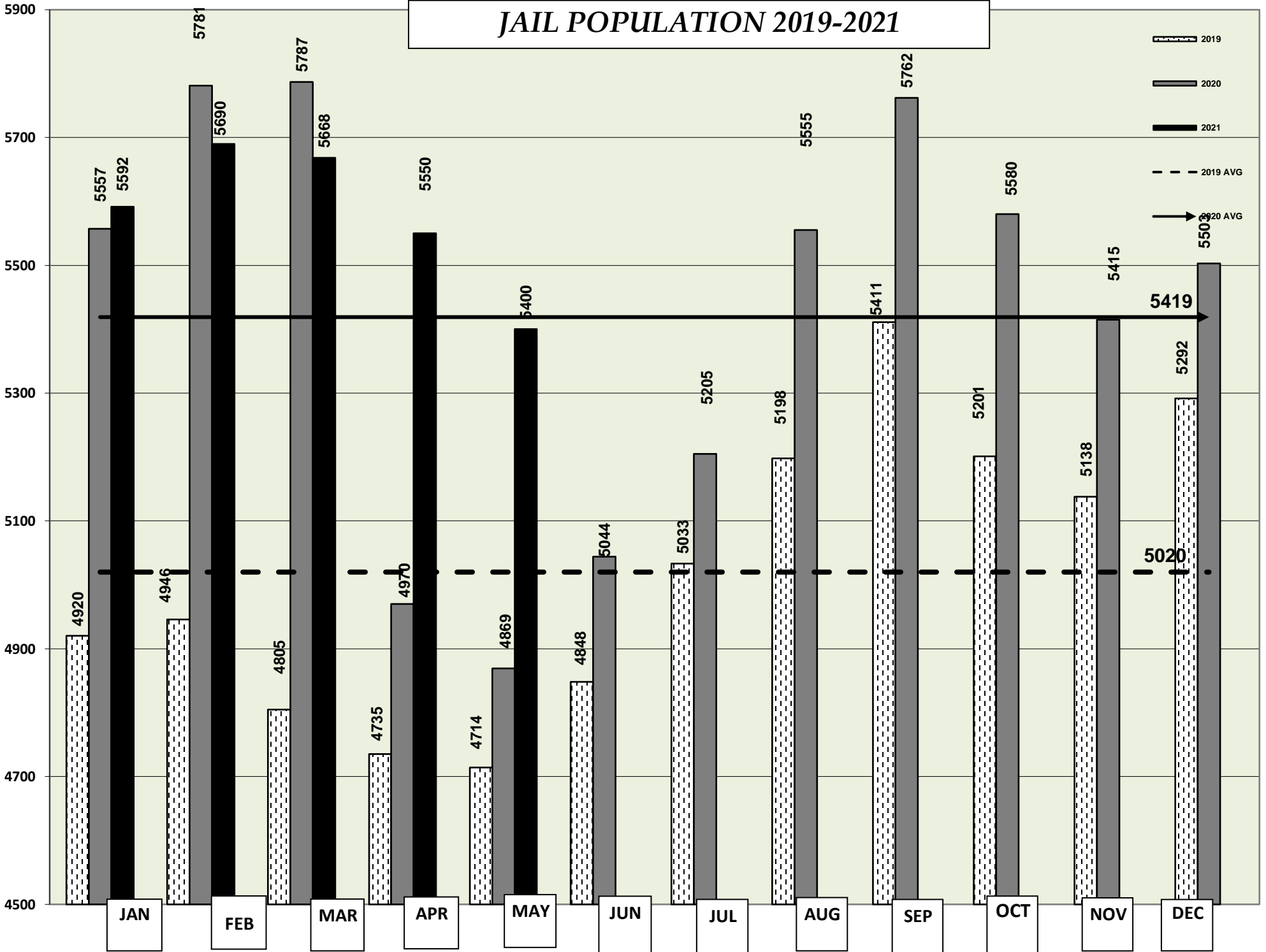
<b>JAIL POPULATION MONTHLY AVERAGES</b>							
<b>2019</b>	<b>Jail Pop AVG</b>	<b>2019</b>	<b>2020</b>	<b>Jail Pop AVG</b>	<b>2020</b>	<b>2021</b>	<b>Jail Pop AVG</b>
<b>Jan-19</b>	4920	5020	<b>Jan-20</b>	5557	5419	<b>Jan-21</b>	5592
<b>Feb-19</b>	4946	5020	<b>Feb-20</b>	5781	5419	<b>Feb-21</b>	5690
<b>Mar-19</b>	4805	5020	<b>Mar-20</b>	5787	5419	<b>Mar-21</b>	5668
<b>Apr-19</b>	4735	5020	<b>Apr-20</b>	4970	5419	<b>Apr-21</b>	5550
<b>May-19</b>	4714	5020	<b>May-20</b>	4869	5419	<b>May-21</b>	5400
<b>Jun-19</b>	4848	5020	<b>Jun-20</b>	5044	5419	<b>Jun-21</b>	
<b>Jul-19</b>	5033	5020	<b>Jul-20</b>	5205	5419	<b>Jul-21</b>	
<b>Aug-19</b>	5198	5020	<b>Aug-20</b>	5555	5419	<b>Aug-21</b>	
<b>Sep-19</b>	5411	5020	<b>Sep-20</b>	5762	5419	<b>Sep-21</b>	
<b>Oct-19</b>	5201	5020	<b>Oct-20</b>	5580	5419	<b>Oct-21</b>	
<b>Nov-19</b>	5138	5020	<b>Nov-20</b>	5415	5419	<b>Nov-21</b>	
<b>Dec-19</b>	5292	5020	<b>Dec-20</b>	5503	5419	<b>Dec-21</b>	
<b>YR AVG</b>	<b>5020</b>		<b>YR AVG</b>	<b>5419</b>		<b>YR AVG</b>	<b>5580</b>

<b>BOOKINS MONTHLY TOTALS</b>							
<b>2019</b>	<b>Total bookins</b>	<b>2019</b>	<b>2020</b>	<b>Total bookins</b>	<b>2020</b>	<b>2021</b>	<b>Total bookins</b>
<b>Jan-19</b>	5488	5112	<b>Jan-20</b>	5119	3802	<b>Jan-21</b>	3843
<b>Feb-19</b>	5089	5112	<b>Feb-20</b>	4794	3802	<b>Feb-21</b>	3196
<b>Mar-19</b>	5521	5112	<b>Mar-20</b>	4201	3802	<b>Mar-21</b>	4576
<b>Apr-19</b>	5102	5112	<b>Apr-20</b>	2891	3802	<b>Apr-21</b>	4203
<b>May-19</b>	5470	5112	<b>May-20</b>	3103	3802	<b>May-21</b>	4116
<b>Jun-19</b>	4990	5112	<b>Jun-20</b>	2910	3802	<b>Jun-21</b>	
<b>Jul-19</b>	5478	5112	<b>Jul-20</b>	3220	3802	<b>Jul-21</b>	
<b>Aug-19</b>	5589	5112	<b>Aug-20</b>	4037	3802	<b>Aug-21</b>	
<b>Sep-19</b>	5006	5112	<b>Sep-20</b>	3862	3802	<b>Sep-21</b>	
<b>Oct-19</b>	4554	5112	<b>Oct-20</b>	4053	3802	<b>Oct-21</b>	
<b>Nov-19</b>	4509	5112	<b>Nov-20</b>	3781	3802	<b>Nov-21</b>	
<b>Dec-19</b>	4543	5112	<b>Dec-20</b>	3652	3802	<b>Dec-21</b>	
<b>YR AVG</b>	<b>5112</b>		<b>YR AVG</b>	<b>3802</b>		<b>YR AVG</b>	<b>3987</b>
<b>TOTAL</b>	<b>61,339</b>		<b>TOTAL</b>	<b>45,623</b>		<b>TOTAL</b>	<b>19,934</b>

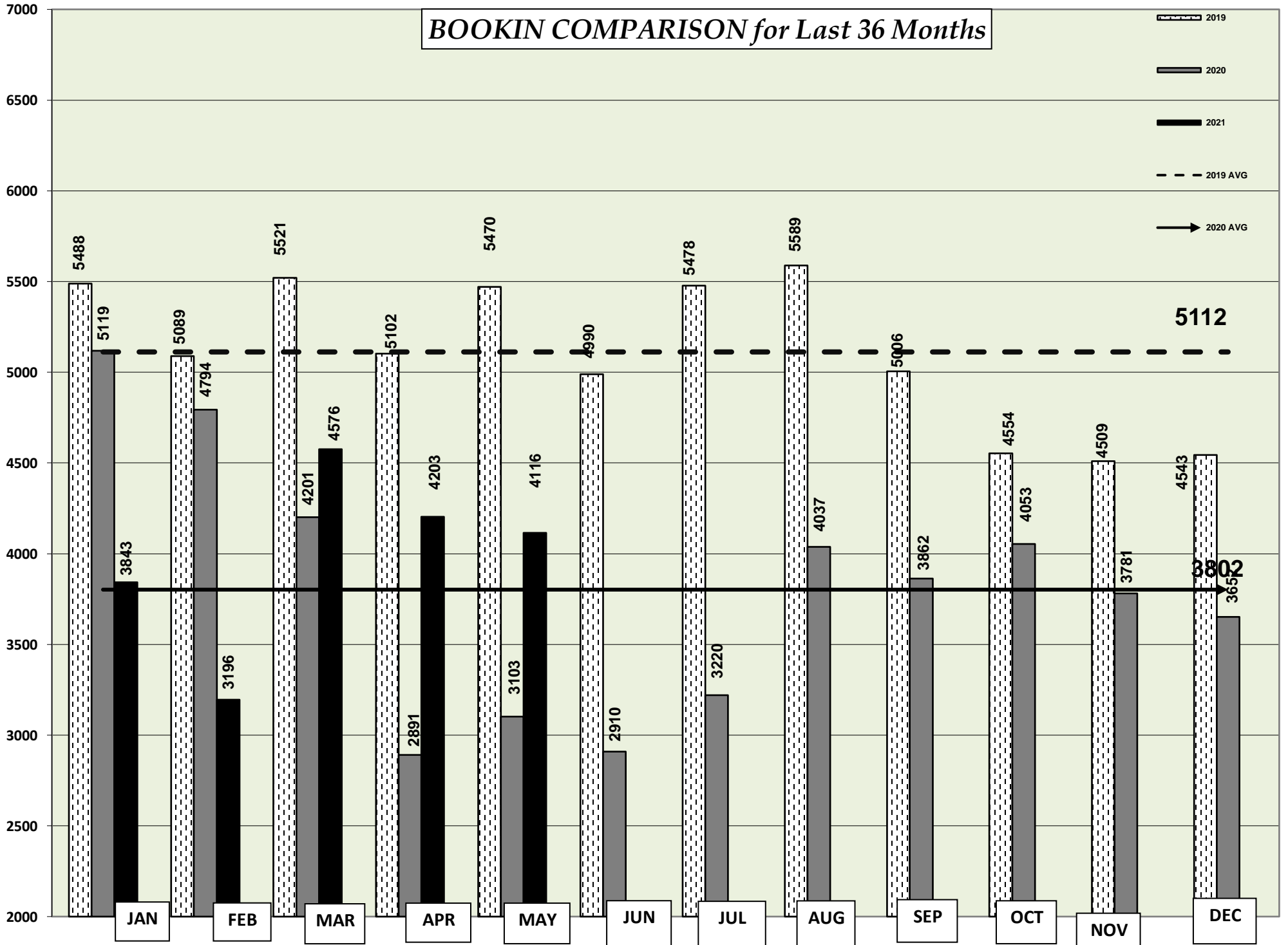
# Dallas County Jail Population 2019 - 2021



# JAIL POPULATION 2019-2021

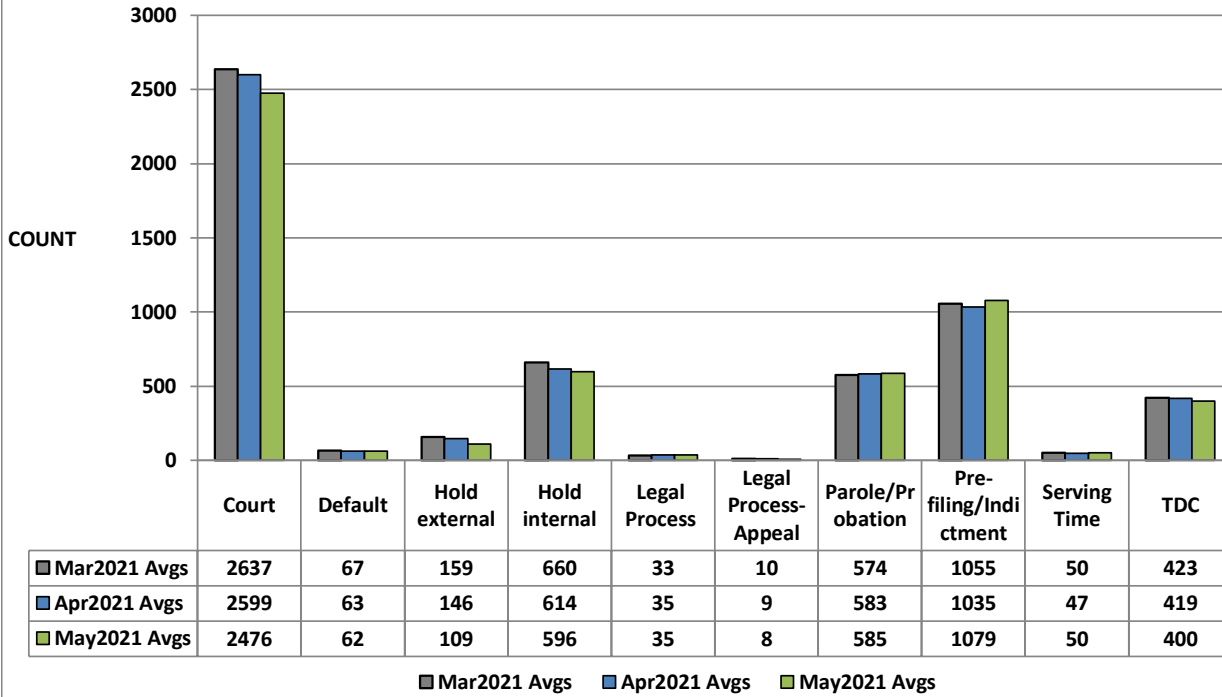


# BOOKIN COMPARISON for Last 36 Months



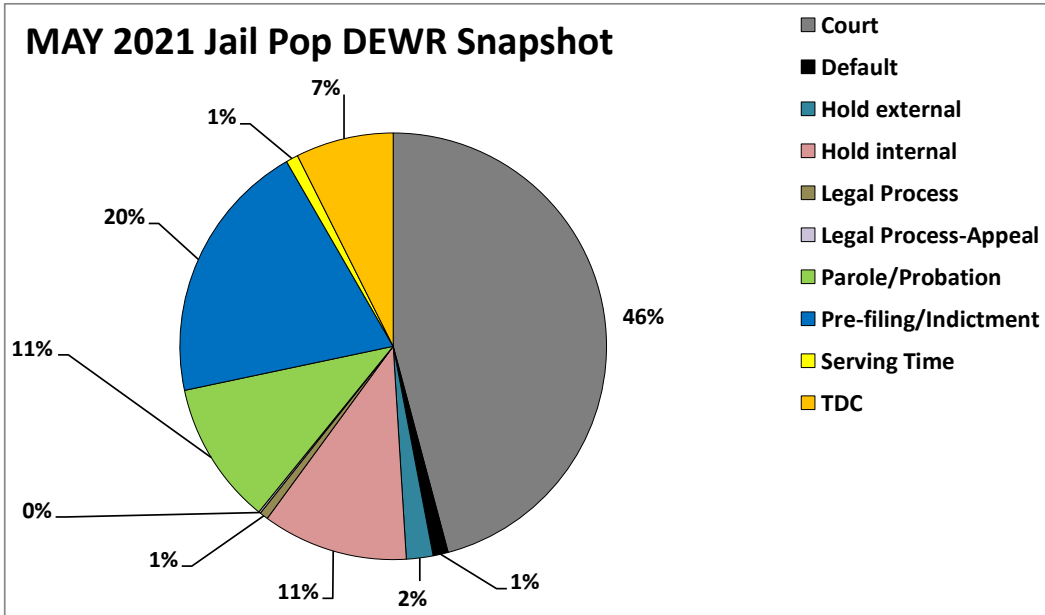
Past 2 months vs May 2021 Snapshot

3-MONTH Jail Pop DEWR BUCKET MONTHLY AVG'S COMPARISON



Jail Pop Buckets	Jail Pop Category
Misdnmr filed-pend	Court
Fel.pend excl.SJF	Court
State Jail Fel only	Court
Default	Default
Out of Co/State	Hold external
US Marshal	Hold external
TYC hold	Hold external
Immigration hold	Hold external
Contract	Hold external
US Military	Hold external
SAFPF	Hold internal
Sp.Pgrms	Hold internal
Incompetent	Hold internal
Bench Warrants	Legal Process
TDC <10y/appeal	Legal Process-Appeal
Sentd SJF/appeal	Legal Process-Appeal
Parole Vio.	Parole/Probation
PV-Felony	Parole/Probation
PV-Misdnmr	Parole/Probation
Felony not filed	Pre-filing/Indictment
Felony pend GJ	Pre-filing/Indictment
Misdnmr not filed	Pre-filing/Indictment
SJF-Serv Co Jail	Serving Time
Serv as Con of Prob.	Serving Time
Serv Co time/ fines	Serving Time
Serv fines/ fees only	Serving Time
Cntmpt-in Jail	Serving Time
Class C only	Serving Time
TDC over 10yrs	TDC
Sentenced SJF	TDC

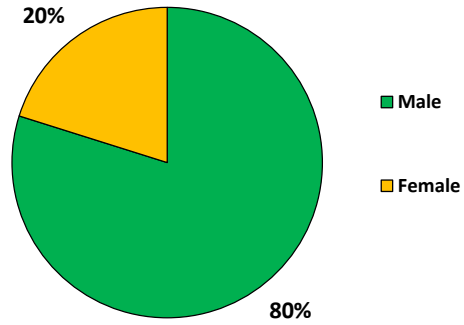
MAY 2021 Jail Pop DEWR Snapshot



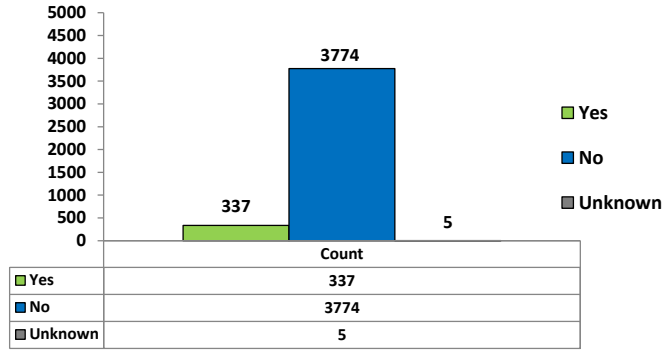


# MAY 2021 BOOK-INS SNAPSHOT

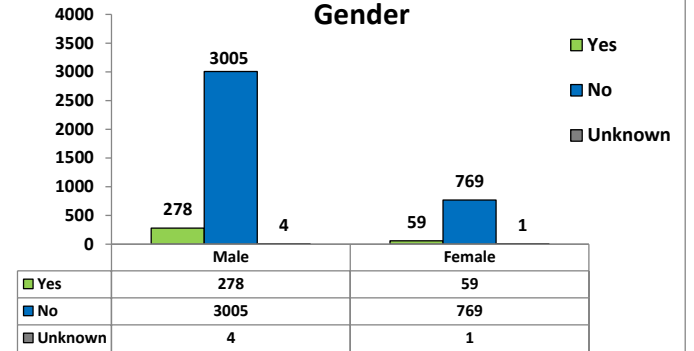
**MAY 2021 BookIn Gender**



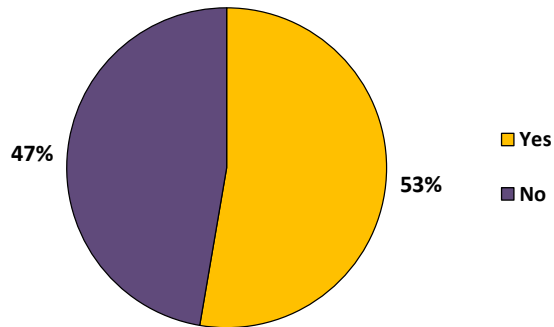
**MAY 2021 BookIn Homelessness**



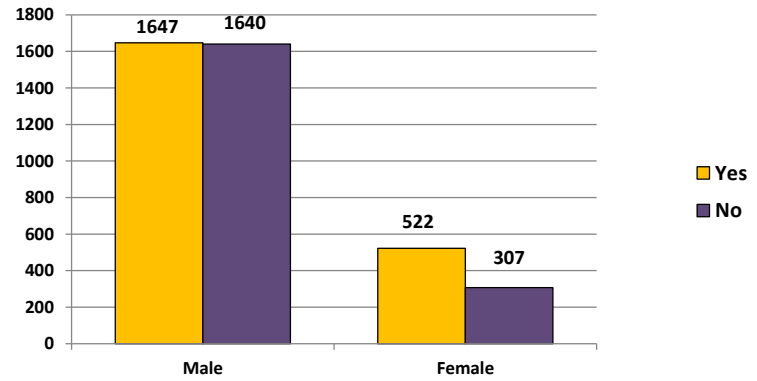
**MAY 2021 BookIn Homelessness by Gender**



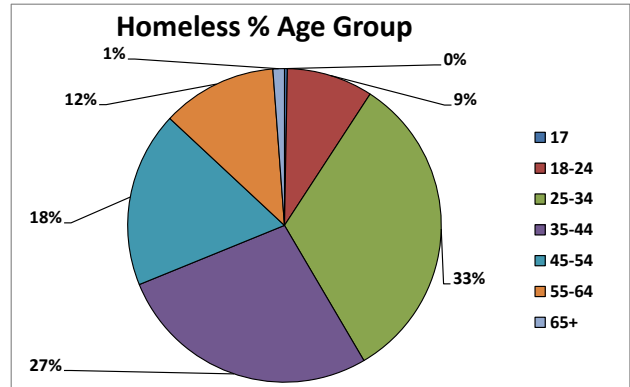
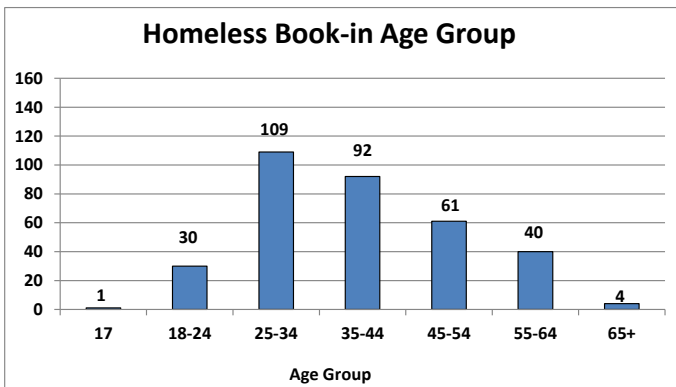
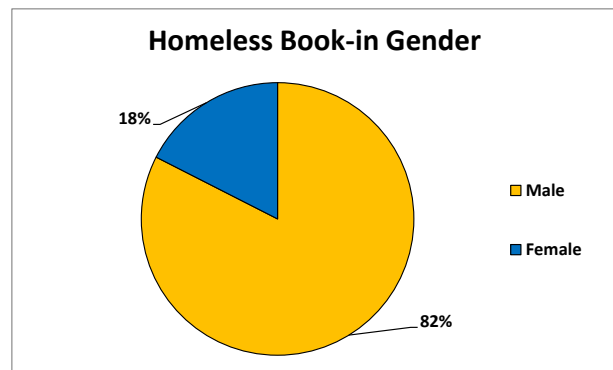
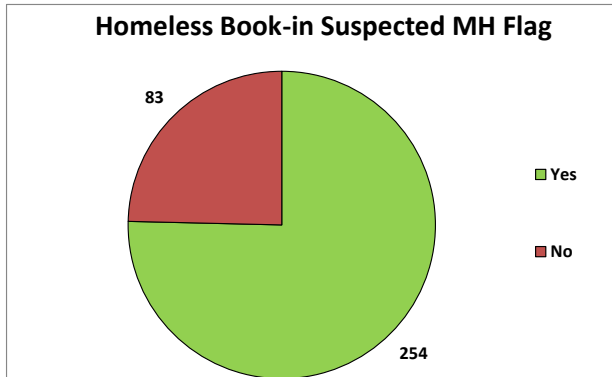
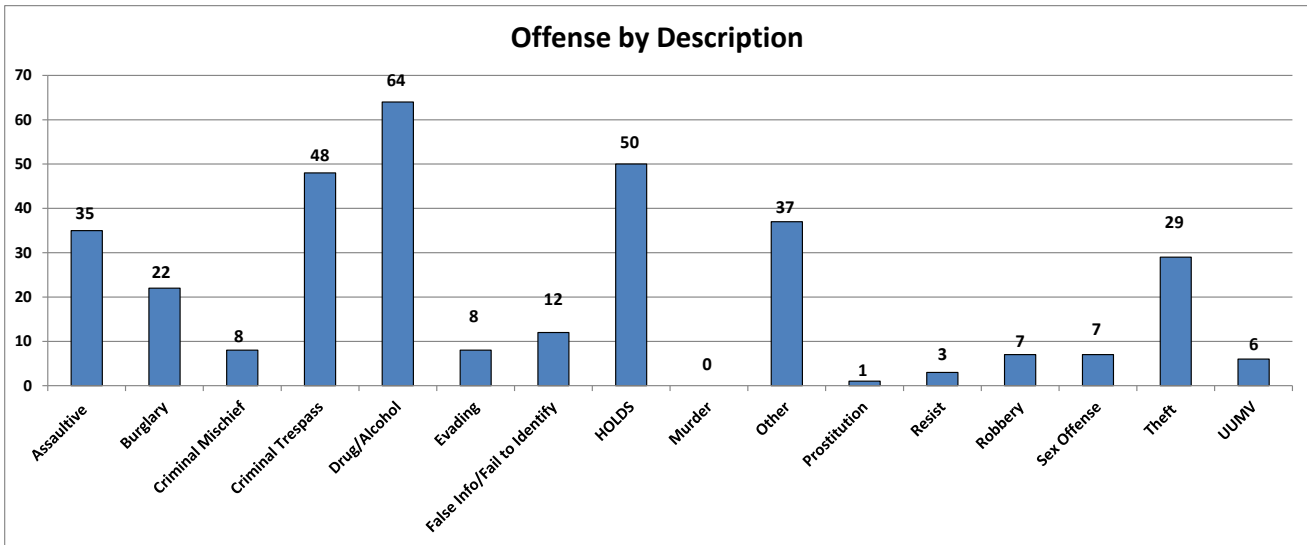
**MAY 2021 BookIn Suspected MH Flag**



**MAY 2021 BookIn Suspected MH Flag by Gender**



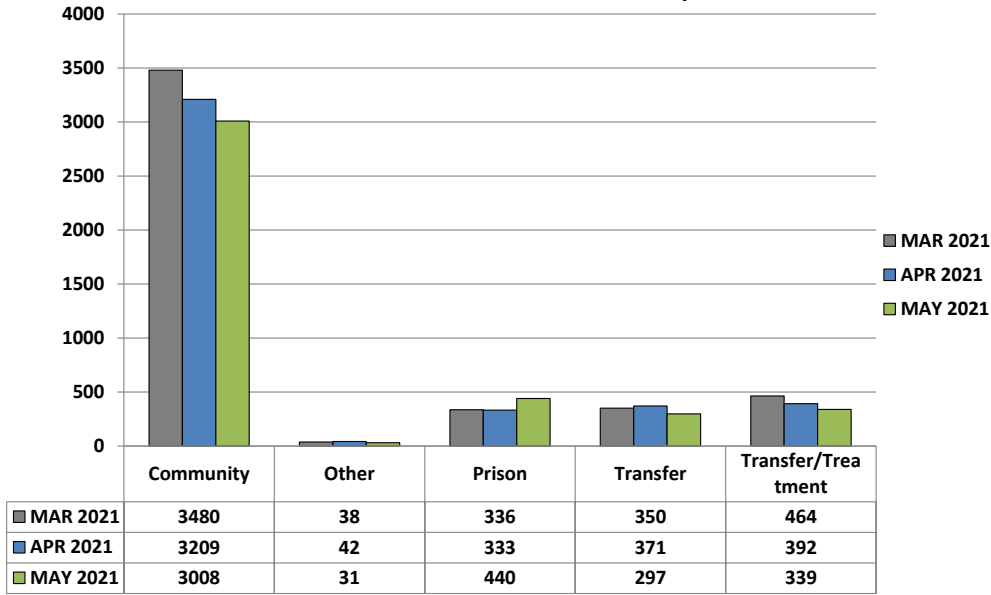
# Homeless May 2021 Book-ins



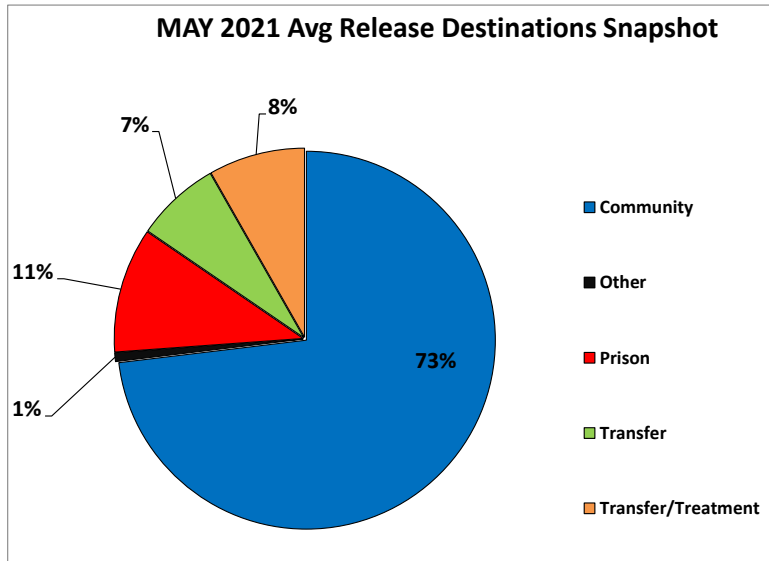
MONTHLY RELEASE TOTALS BY CATEGORY

RELEASE CATEGORY	May 19	May 20	Jan 21	Feb 21	Mar 21	Apr 21	May 21
BENCH WARRANT-READY TO RETURN	0	0	0	0	0	0	0
BOND REINSTATED	0	11	26	29	23	29	21
Deceased	0	1	1	0	0	0	0
DRY WRIT	31	1	0	0	0	0	0
DRY WRIT-CASE NOT FILED	0	0	0	0	0	0	0
ERROR-DUPLICATE CASE	0	0	0	0	0	0	0
ERROR- WRONG CASE #	0	0	0	0	0	1	0
Escaped	0	0	0	0	0	0	0
Failed to Report	0	0	0	0	0	0	0
FELONY REDUCED TO MISDEMEANOR	0	0	0	0	0	0	0
Failed to Return to Work Release	0	0	0	0	0	0	0
Finding of Facts Release	20	0	0	0	0	0	0
HOLD ADDED IN ERROR	0	0	0	0	0	0	0
Judicial Treatment Center/Wilmer	55	10	31	30	53	69	65
MISDEMEANOR REDUCED TO CLASS C	0	5	6	6	13	6	3
MOTION TO RELEASE	0	28	40	31	68	82	59
No Billed	2	10	8	6	8	5	9
Other	130	49	36	40	38	41	31
Paid Fine	0	0	0	1	1	0	1
Parole in Absentia or Pre Parole Transfer	2	0	0	1	0	0	0
Parole Warrant Withdrawn	98	53	31	42	34	36	45
Posted Cash Bond	191	200	233	233	414	379	334
Posted Personal Recognizance Bond	531	139	97	88	103	86	78
POSTED PR BOND	0	180	318	205	346	299	278
Posted Pre-trial Bond	12	6	4	12	7	2	4
Posted PT Personal Recognizance Bond	13	22	28	21	29	23	17
Posted Surety Bond	947	1119	1262	1188	1685	1577	1504
Posted Writ Bond	1	0	0	1	0	0	1
PROBATION DISCHARGED	0	1	13	6	7	9	6
RELEASE PER SHOCK PROBATION	0	0	0	0	0	0	0
Released By Order of the Court	139	75	61	46	76	67	77
Released on Probation	208	169	157	131	199	162	139
Released per Agency Pick Time Expired	282	0	0	0	0	0	0
RELEASED PER AGENCY PICK-UP TIME EXPIRED	0	0	1	0	0	0	0
Released per Art 14.06/Magistrate Order	3	1	0	2	0	2	0
RELEASED PER CASE REJECTED BY DA	0	12	25	31	33	34	24
RELEASED PER DISCHARGE IN ABSENTIA	0	6	1	0	9	6	4
RELEASED PER DPD RELEASE CHARGE	0	7	12	18	18	10	15
Released per DPD/Class C Only	625	0	0	6	0	0	0
RELEASED PER FINDING OF FACTS	0	6	22	9	18	23	24
Released per Investigating Agency	6	19	17	18	4	11	1
RELEASED PER INVESTIGATIVE AGENCY	0	27	29	32	23	22	19
RELEASED PER MEDICAL REASONS	0	1	0	0	0	0	0
RELEASED PER PIA MANDATORY	0	4	2	1	2	0	0
Released per Teletype	257	24	15	14	24	21	20
Released to Dallas County Agency	178	0	2	3	5	2	2
Released to INS/Border Patrol	235	166	132	26	25	24	22
Released to Investigating Agency	15	0	5	5	17	4	10
Released to Mental Facility	38	3	13	17	29	25	23
Released to Military	0	0	0	0	0	0	1
Released to Out of County Agency	334	67	191	166	274	301	229
Released to Out of State Agency	21	8	26	15	28	40	32
RELEASED TO PAROLE OFFICER	0	30	13	20	32	17	21
Released to Special Program	243	146	300	221	381	296	250
RELEASED TO TDC	0	0	129	101	168	187	31
RELEASED TO TDC-ISF	0	0	7	16	15	19	9
Released to TDCJ	418	0	110	32	116	80	350
RELEASED TO U.S. MARSHALL	0	0	0	0	0	0	0
Released to US Marshall	25	13	24	29	37	47	50
Removed from furlough	0	0	1	0	0	0	0
SENTENCED TO DEATH	0	0	0	0	0	0	0
Served Time	355	167	203	208	251	241	256
Served Time and/or Paid Fine	0	0	1	0	0	1	0
TRANSFERRED TO INS/BORDER PATROL	0	0	0	0	0	0	0
TRANSFERRED TO A MENTAL FACILITY	0	2	0	2	1	0	1
TRANSFERRED TO A FEDERAL AGENCY	0	0	0	2	1	0	1
TRANSFERRED TO A SPECIAL PROGRAM	0	1	0	1	0	2	0
WARRANT WITHDRAWN	0	66	52	25	53	59	48
<b>TOTAL RELEASES</b>	<b>5415</b>	<b>2855</b>	<b>3685</b>	<b>3137</b>	<b>4668</b>	<b>4347</b>	<b>4115</b>

3-MONTH AVG Release Destinations Comparison



MAY 2021 Avg Release Destinations Snapshot

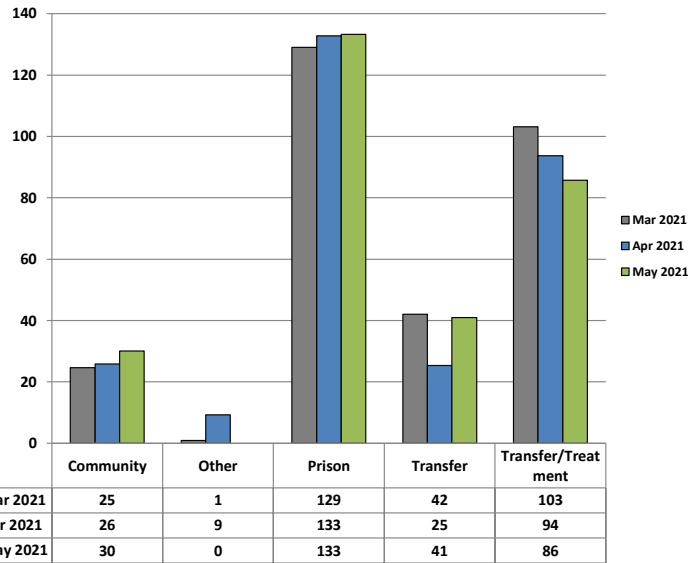


Release Reasons	Release Destination
BENCH WARRANT-READY TO RETURN	Community
BOND REINSTATED	Community
Deceased	Other
DRY WRIT	Community
DRY WRIT-CASE NOT FILED	Community
ERROR-DUPLICATE CASE	Other
ERROR- WRONG CASE #	Other
Escaped	Other
Failed to Report	Other
Failed to Return to Work Release	Other
FELONY REDUCED TO MISDEMEANOR	Community
Finding of Facts Release	Community
HOLD ADDED IN ERROR	Community
Judicial Treatment Center/Wilmer	Transfer/Treatment
MISDEMEANOR REDUCED TO CLASS C	Community
MOTION TO RELEASE	Community
No Billed	Community
Other	Other
Paid Fine	Community
Parole in Absentia or Pre Parole Transfer	Community
Parole Warrant Withdrawn	Community
Posted Cash Bond	Community
Posted Personal Recognizance Bond	Community
POSTED PR BOND	Community
Posted Pre-trial Bond	Community
Posted PT Personal Recognizance Bond	Community
Posted Surety Bond	Community
Posted Writ Bond	Community
PROBATION DISCHARGED	Community
RELEASE PER SHOCK PROBATION	Community
Released By Order of the Court	Community
Released on Probation	Community
Released per Agency Pick Time Expired	Community
RELEASED PER AGENCY PICK-UP TIME EXPIRED	Community
Released per Art 14.06/Magistrate Order	Community
RELEASED PER CASE REJECTED BY DA	Community
RELEASED PER DISCHARGE IN ABSENTIA	Community
RELEASED PER DPD RELEASE CHARGE	Community
Released per DPD/Class C Only	Community
RELEASED PER FINDING OF FACTS	Community
Released per Investigating Agency	Community
RELEASED PER INVESTIGATIVE AGENCY	Community
RELEASED PER MEDICAL REASONS	Transfer/Treatment
RELEASED PER PIA MANDATORY	Community
Released per Teletype	Community
Released to Dallas County Agency	Transfer
Released to INS/Border Patrol	Transfer
Released to Investigating Agency	Transfer
Released to Mental Facility	Transfer/Treatment
Released to Military	Transfer
Released to Out of County Agency	Transfer
Released to Out of State Agency	Transfer
RELEASED TO PAROLE OFFICER	Community
Released to Special Program	Transfer/Treatment
RELEASED TO TDC	Prison
RELEASED TO TDC-ISF	Prison
Released to TDCJ	Prison
RELEASED TO U.S. MARSHALL	Prison
Released to US Marshal	Prison
Removed from furlough	Other
SENTENCED TO DEATH	Other
Served Time	Community
Served Time and/or Paid Fine	Community
TRANSFERRED TO A MENTAL FACILITY	Transfer/Treatment
TRANSFERRED TO A FEDERAL AGENCY	Transfer
TRANSFERRED TO A SPECIAL PROGRAM	Transfer/Treatment
TRANSFERRED TO INS/BORDER PATROL	Transfer
WARRANT WITHDRAWN	Community

**AVERAGE LENGTH OF STAY  
IN JAIL BASED ON RELEASE REASON**

RELEASE CATEGORY	2019 Avg	2020 Avg	Jan 2021	Feb 2021	Mar 2021	Apr 2021	May 2021	2021 Avg
BENCH WARRANT-READY TO RETURN	0	1	0	0	0	0	0	0
BOND REINSTATED	1	11	11	20	10	14	10	13
Deceased	61	49	30	0	0	0	0	6
DRY WRIT	0	1	0	0	0	0	0	0
DRY WRIT-CASE NOT FILED	0	0	0	0	0	0	0	0
ERROR-DUPLICATE CASE	0	0	0	0	0	0	0	0
ERROR- WRONG CASE #	0	1	0	0	0	33	0	7
Escaped	5	0	0	0	0	0	0	0
Failed to Report	1	0	0	0	0	0	0	0
Failed to Return to Work Release	0	0	0	0	0	0	0	0
FELONY REDUCED TO MISDEMEANOR	0	16	0	0	0	0	0	0
Finding of Facts Release	7	1	0	0	0	0	0	0
HOLD ADDED IN ERROR	0	1	0	0	0	0	0	0
Judicial Treatment Center/Wilmer	68	105	112	126	122	135	112	121
MISDEMEANOR REDUCED TO CLASS C	2	12	19	11	21	19	16	17
MOTION TO RELEASE	0	8	7	9	7	6	7	7
No Billed	29	40	40	43	19	23	31	31
Other	22	10	10	14	8	50	0	16
Paid Fine	1	1	0	1	0	0	0	0
Parole in Absentia or Pre Parole Transfer	81	38	0	194	0	0	0	39
Parole Warrant Withdrawn	43	57	33	53	35	41	45	41
Posted Cash Bond	1	3	1	3	3	4	2	3
Posted Personal Recognizance Bond	7	10	8	6	5	5	7	6
POSTED PR BOND	1	10	7	6	8	9	9	8
Posted Pre-trial Bond	3	3	2	4	2	1	2	2
Posted PT Personal Recognizance Bond	5	20	4	6	4	4	3	4
Posted Surety Bond	5	7	7	7	9	9	6	8
Posted Writ Bond	4	0	0	4	0	0	3	1
PROBATION DISCHARGED	5	15	17	52	8	31	20	26
RELEASE PER SHOCK PROBATION	0	0	0	0	0	0	0	0
Released By Order of the Court	18	44	36	61	75	68	54	59
Released on Probation	38	60	77	78	82	84	83	81
Released per Agency Pick Time Expired	14	7	0	0	0	0	0	0
RELEASED PER AGENCY PICK-UP TIME EXPIRED	0	0	0	0	0	0	0	0
Released per Art 14.06/Magistrate Order	27	27	16	1	0	1	0	4
RELEASED PER CASE REJECTED BY DA	2	11	11	20	20	15	9	15
RELEASED PER DISCHARGE IN ABSENTIA	2	95	371	0	167	114	274	185
RELEASED PER DPD RELEASE CHARGE	1	11	13	11	12	8	15	12
Released per DPD/Class C Only	15	7	0	0	0	0	0	0
RELEASED PER FINDING OF FACTS	1	7	8	9	7	7	9	8
Released per Investigating Agency	14	41	12	54	112	230	289	139
RELEASED PER INVESTIGATIVE AGENCY	1	31	40	62	78	127	149	91
RELEASED PER MEDICAL REASONS	2	4	0	0	0	0	0	0
RELEASED PER PIA MANDATORY	0	118	562	512	85	0	0	232
Released per Teletype	11	33	34	31	58	53	34	42
Released to Dallas County Agency	12	44	11	110	94	14	45	55
Released to INS/Border Patrol	34	44	48	55	146	90	137	95
Released to Investigating Agency	8	15	17	51	26	29	53	35
Released to Mental Facility	184	257	427	315	415	317	306	356
Released to Military	1	4	0	0	0	0	26	5
Released to Out of County Agency	22	39	45	47	43	46	40	44
Released to Out of State Agency	26	35	40	35	26	24	27	30
RELEASED TO PAROLE OFFICER	12	61	44	32	53	63	41	47
Released to Special Program	62	65	82	68	80	83	82	79
RELEASED TO TDC	18	142	171	213	168	172	140	173
RELEASED TO TDC-ISF	9	63	74	91	69	74	80	78
Released to TDCJ	120	115	178	133	173	170	203	171
RELEASED TO U.S. MARSHALL	0	0	0	0	0	0	0	0
Released to US Marshal	100	156	157	164	235	248	243	209
Removed from furlough	1	0	7	0	0	0	0	1
SENTENCED TO DEATH	0	0	0	0	0	0	0	0
Served Time	21	37	47	45	52	42	44	46
Served Time and/or Paid Fine	1	1	1	0	0	1	0	0
TRANSFERRED TO INS/BORDER PATROL	17	23	0	0	0	0	0	0
TRANSFERRED TO A MENTAL FACILITY	33	151	0	394	2	0	0	79
TRANSFERRED TO A FEDERAL AGENCY	0	4	0	1	1	0	0	0
TRANSFERRED TO A SPECIAL PROGRAM	24	56	0	181	0	27	14	44
WARRANT WITHDRAWN	9	57	38	31	51	53	43	43
Avg length stay in-jail for those released in the yr/mon	yr/18	yr/34	mon/42	mon/49	mon/38	mon/37	mon/40	yr/41
Total/Total Avg Releases for Month/Yr	5216	3871	3685	3137	4668	4347	4115	3990

### 3-Month Total Avgs of Length of Stay in Jail Based on Release Destination



Release Reasons	Length of Stay in Jail based on Release Destination
BENCH WARRANT-READY TO RETURN	Community
BOND REINSTATED	Community
Deceased	Other
DRY WRIT	Community
DRY WRIT-CASE NOT FILED	Community
ERROR-DUPLICATE CASE	Other
ERROR- WRONG CASE #	Other
Escaped	Other
Failed to Report	Other
Failed to Return to Work Release	Other
FELONY REDUCED TO MISDEMEANOR	Community
Finding of Facts Release	Community
HOLD ADDED IN ERROR	Community
Judicial Treatment Center/Wilmer	Transfer/Treatment
MISDEMEANOR REDUCED TO CLASS C	Community
MOTION TO RELEASE	Community
No Billed	Community
Other	Other
Paid Fine	Community
Parole in Absentia or Pre Parole Transfer	Community
Parole Warrant Withdrawn	Community
Posted Cash Bond	Community
Posted Personal Recognizance Bond	Community
POSTED PR BOND	Community
Posted Pre-trial Bond	Community
Posted PT Personal Recognizance Bond	Community
Posted Surety Bond	Community
Posted Writ Bond	Community
PROBATION DISCHARGED	Community
RELEASE PER SHOCK PROBATION	Community
Released By Order of the Court	Community
Released on Probation	Community
Released per Agency Pick Time Expired	Community
RELEASED PER AGENCY PICK-UP TIME EXPIRED	Community
Released per Art 14.06/Magistrate Order	Community
RELEASED PER CASE REJECTED BY DA	Community
RELEASED PER DISCHARGE IN ABSENTIA	Community
RELEASED PER DPD RELEASE CHARGE	Community
Released per DPD/Class C Only	Community
RELEASED PER FINDING OF FACTS	Community
Released per Investigating Agency	Community
RELEASED PER INVESTIGATIVE AGENCY	Community
RELEASED PER MEDICAL REASONS	Transfer/Treatment
RELEASED PER PIA MANDATORY	Community
Released per Teletype	Community
Released to Dallas County Agency	Transfer
Released to INS/Border Patrol	Transfer
Released to Investigating Agency	Transfer
Released to Mental Facility	Transfer/Treatment
Released to Military	Transfer
Released to Out of County Agency	Transfer
Released to Out of State Agency	Transfer
RELEASED TO PAROLE OFFICER	Community
Released to Special Program	Transfer/Treatment
RELEASED TO TDC	Prison
RELEASED TO TDC-ISF	Prison
Released to TDCJ	Prison
RELEASED TO U.S. MARSHALL	Prison
Released to US Marshal	Prison
Removed from furlough	Other
SENTENCED TO DEATH	Other
Served Time	Community
Served Time and/or Paid Fine	Community
TRANSFERRED TO A MENTAL FACILITY	Transfer/Treatment
TRANSFERRED TO A FEDERAL AGENCY	Transfer
TRANSFERRED TO A SPECIAL PROGRAM	Transfer/Treatment
TRANSFERRED TO INS/BORDER PATROL	Transfer
WARRANT WITHDRAWN	Community



## PRE-INDICTMENT WAIVERS BY COURT BY MONTH

	CDC1	CDC2	CDC3	CDC4	CDC5	CDC6	CDC7	194th	195th	203rd	204th	265th	282nd	283rd	291st	292nd	363rd	Total	
<b>DATE</b>																			<b>Total</b>
2018 Year Totals	203	112	83	173	103	166	120	63	180	151	229	165	66	180	119	138	76		2327
Year Avg	17	9	7	14	9	14	10	5	15	13	19	14	6	15	10	12	6		194
<b>DATE</b>																			<b>Total</b>
2019 Year Totals	149	109	68	100	50	101	92	66	124	121	141	91	53	64	71	109	54		1563
Year Avg	12	9	6	8	4	8	8	6	10	10	12	8	4	5	6	9	5		130
<b>DATE</b>																			<b>Total</b>
2020 Year Totals	129	112	75	88	65	115	78	71	160	95	108	89	61	125	84	126	96		1677
Year Avg	11	9	6	7	5	10	7	6	13	8	9	7	5	10	7	11	8		140
Jan 21	9	2	2	9	5	3	6	5	10	6	6	4	12	11	6	7	3		106
Feb 21	6	13	3	4	4	11	4	3	6	9	4	9	5	1	0	13	7		102
Mar 21	20	10	3	9	3	10	11	9	7	6	4	4	8	6	5	12	7		134
Apr 21	12	9	1	10	5	1	4	8	12	16	3	7	3	7	2	11	5		116
May 21	13	7	3	5	4	5	5	5	10	8	5	11	2	8	9	13	5		118
Jun 21																			
Jul 21																			
Aug 21																			
Sep 21																			
Oct 21																			
Nov 21																			
Dec 21																			
2021 Year Totals	60	41	12	37	21	30	30	30	45	45	22	35	30	33	22	56	27		576
Year Avg	12	8	2	7	4	6	6	6	9	9	4	7	6	7	4	11	5		115

## DISPOSITION TOTALS BY FELONY COURT

2019	Jan	Feb	Mar	April	May	Jun	Jul	Aug	Sept	Oct	Nov	Dec	Average	
Avg	181	166	163	159	195	147	170	183	154	177	136	135	164	1966
<b>TOTAL DISPOSTIONS</b>	<b>3074</b>	<b>2828</b>	<b>2778</b>	<b>2703</b>	<b>3310</b>	<b>2501</b>	<b>2896</b>	<b>3108</b>	<b>2613</b>	<b>3001</b>	<b>2316</b>	<b>2298</b>	<b>2786</b>	<b>33,426</b>
2020	Jan	Feb	Mar	April	May	Jun	Jul	Aug	Sept	Oct	Nov	Dec	Average	
Avg	150	150	140	84	90	108	124	122	131	171	117	135	127	1522
<b>TOTAL DISPOSTIONS</b>	<b>2555</b>	<b>2552</b>	<b>2381</b>	<b>1431</b>	<b>1538</b>	<b>1840</b>	<b>2104</b>	<b>2066</b>	<b>2233</b>	<b>2899</b>	<b>1984</b>	<b>2299</b>	<b>2157</b>	<b>25,882</b>
2021	Jan	Feb	Mar	April	May	Jun	Jul	Aug	Sept	Oct	Nov	Dec	Average	
CDC1	116	123	169	176	136								144	720
CDC2	122	144	251	167	121								161	805
CDC3	75	78	151	154	104								112	562
CDC4	114	93	168	91	122								118	588
CDC5	112	84	134	124	125								116	579
CDC6	118	134	190	100	90								126	632
CDC7	99	85	197	191	132								141	704
194TH	140	93	190	159	129								142	711
195TH	132	127	149	169	163								148	740
203RD	117	98	135	171	116								127	637
204TH	138	116	153	108	131								129	646
265TH	149	100	199	141	118								141	707
282ND	124	83	161	113	93								115	574
283RD	111	94	155	128	141								126	629
291ST	100	88	160	159	175								136	682
292ND	164	144	193	182	156								168	839
363RD	115	90	123	151	140								124	619
Avg	120	104	169	146	129	#DIV/0!	#DIV/0!	#DIV/0!	#DIV/0!	#DIV/0!	#DIV/0!	#DIV/0!	134	669
<b>TOTAL DISPOSTIONS</b>	<b>2046</b>	<b>1774</b>	<b>2878</b>	<b>2484</b>	<b>2192</b>	<b>0</b>	<b>0</b>	<b>0</b>	<b>0</b>	<b>0</b>	<b>0</b>	<b>0</b>	<b>2275</b>	<b>11,374</b>

### Average Jail Pop Totals for Pending Dispos by Court

05/01/2021-05/31/2021

DATE	CDC 1	CDC 2	CDC 3	CDC 4	CDC 5	CDC 6	CDC 7	194	195	203	204	265	282	283	291	292	363	Total
	YOO	KENNEDY	RILEY	COLLINS	THOMPSON	HOWARD	ANYIAM	WHITE	GARZA	JONES	KEMP	BENNETT	DAVIS	MAYS	MITCHELL	BIRMINGHAM	HOLMES	
05/03/21	190	157	161	195	189	195	168	225	203	206	182	155	172	166	204	189	164	3121
05/04/21	191	159	161	196	188	196	168	230	205	204	182	156	171	166	204	189	162	3128
05/05/21	191	157	161	197	189	195	168	231	199	206	180	160	170	166	195	192	162	3119
05/06/21	191	157	163	201	191	198	175	234	199	208	182	162	168	162	192	192	166	3141
05/07/21	195	157	167	199	198	200	175	234	202	207	183	164	174	162	192	190	165	3164
05/10/21	193	155	169	198	198	198	177	234	199	214	186	167	175	164	192	196	163	3178
05/11/21	193	159	168	195	200	196	178	231	198	218	188	174	173	163	191	200	167	3192
05/12/21	196	159	169	194	203	197	180	232	198	219	187	171	170	160	194	197	167	3193
05/13/21	194	158	173	196	197	192	179	229	193	214	186	175	171	159	189	201	169	3175
05/14/21	197	159	176	197	200	191	183	226	188	215	190	175	170	154	186	193	164	3164
05/17/21	192	158	179	194	204	193	179	226	197	220	194	173	163	155	184	193	164	3168
05/18/21	193	162	178	197	204	193	181	229	200	221	196	178	164	156	183	190	165	3190
05/19/21	192	163	178	203	207	189	182	226	202	223	199	178	165	159	184	193	165	3208
05/20/21	196	168	180	204	207	191	181	230	200	224	193	176	166	164	186	192	170	3228
05/21/21	196	167	181	208	203	192	174	229	200	223	192	175	166	163	187	193	164	3213
05/24/21	199	168	182	203	205	192	172	232	205	222	184	173	166	159	186	194	168	3210
05/25/21	202	169	181	203	202	196	172	232	205	226	184	172	164	162	183	199	167	3219
05/26/21	203	172	180	204	204	198	171	235	206	224	186	171	163	162	185	202	169	3235
05/27/21	205	166	177	204	200	198	170	233	199	228	185	167	168	165	184	199	170	3218
05/28/21	202	164	178	204	204	201	172	235	196	226	183	165	167	164	182	195	165	3203
05/31/21	202	170	179	204	203	206	178	233	194	225	181	169	165	157	187	197	165	3215
May AVG	196	162	173	200	200	196	175	231	199	218	187	169	168	161	189	195	166	3040
	↓	★	↑	↓	↑	↓	↓	↑	↑	↓	↑	↑	↓	★	↓	↑	★	
Rankings	T-11	2	6	T-14	T-14	T-11	7	17	13	16	8	5	4	1	9	10	3	

### STATE JAIL INITIATIVE STATISTICS

Month For the Month Ending	PLEAS			REVOICATIONS			TRIALS			DISMISSALS	WAIVERS	DISPOSITIONS
	By Court	By Mag	Total	By Court	By Mag	Total	By Court	By Jury	Total			
95 May 2019	325	219	544	110	0	110	0	0	0	50	60	704
107 May 2020	146	115	261	89	0	89	0	0	0	97	56	447
108 June 2020	182	78	260	106	0	106	0	0	0	211	30	577
109 July 2020	236	109	345	97	0	97	0	0	0	269	34	711
110 August 2020	230	105	335	95	0	95	0	0	0	128	42	558
111 September 2020	205	119	324	101	0	101	0	0	0	83	40	508
112 October 2020	351	151	502	118	0	118	0	0	0	176	50	796
113 November 2020	221	100	321	64	0	64	0	0	0	129	66	514
114 December 2020	242	123	365	72	0	72	0	0	0	155	64	592
115 January 2021	247	108	355	81	0	81	0	0	0	165	75	601
116 February 2021	210	91	301	86	0	86	0	0	0	122	61	509
117 March 2021	289	98	387	108	0	108	0	0	0	159	55	654
118 April 2021	300	133	433	101	0	101	0	0	0	174	67	708
119 May 2021	234	114	348	85	0	85	0	0	0	113	56	546
<b>Average</b>	<b>432</b>	<b>217</b>	<b>649</b>	<b>155</b>	<b>0</b>	<b>155</b>	<b>0</b>	<b>1</b>	<b>1</b>	<b>45</b>	<b>66</b>	<b>850</b>

Defendants in jail pending lab analysis								Total SWIFS over 30 days
Date	DEA	DPS	Tarrant	SWIFS	NMS	ARMSTRONG	Total	
01/09/18	3	72	14	38			127	0
02/05/18	2	44	13	65			124	0
03/09/18	1	60	16	41			118	1
04/10/18	3	68	14	25			110	0
05/07/18	2	97	19	54			172	0
06/09/18	2	106	20	58			186	1
07/09/18	2	103	6	50			161	3
08/06/18	1	95	1	38			135	1
09/04/18	2	100	0	21			123	0
10/16/18	0	121	0	7			128	0
11/13/18	0	161	0	37			198	0
12/12/18	0	141	0	38			179	0
01/04/19	0	163	0	36			199	0
02/05/19	0	162	0	34			196	0
03/07/19	0	107	0	4			111	0
04/10/19	0	86	0	18			104	0
05/10/19	0	91	0	18			109	0
06/10/19	0	61	0	19			80	1
07/05/19	3	55	0	8			66	0
08/09/19	4	30	2	22			58	0
09/10/19	5	19	0	13			37	0
10/09/19	4	17	6	13			40	0
11/09/19	4	14	1	6			25	0
12/06/19	4	16	0	5			25	0
01/07/20	1	15	0	0			16	0
02/07/20	1	27	0	6			34	2
03/02/20	0	8	0	3			11	0
04/03/20	0	14	0	2			16	0
05/08/20	0	10	0	4			14	2
06/05/20	0	11	0	0	2	1	14	0
07/06/20	0	20	0	0	1	1	22	0
08/04/20	0	8	0	1	0	1	10	1
09/04/20	0	22	0	9	0	2	33	3
10/04/20	0	12	0	1	1	0	14	1
11/06/20	0	20	0	5	2	0	27	1
12/03/20	0	15	0	2	0	0	17	1
01/04/21	0	10	0	14	0	1	25	14
02/04/21	0	12	0	5	1	0	18	5
03/04/21	0	17	0	18	1	0	36	18
04/05/21	0	9	0	4	2	0	15	4
05/05/21	0	26	0	45	10	6	87	18
06/04/21	0	20	0	15	7	11	53	3

FY2021 Public Defender's Office Summary Statistics for Misdemeanor Courts May 2021		
Court/Judge	New Cases	Total Dispositions
CCC #1/Patterson (2 PD AVG 200)	110	112
CCC #2/Hayes (1 PD AVG 100)	100	46
CCC #3/Moorehead (2 PD AVG 200)	114	77
CCC #4/Mulder (1 PD AVG 100)	101	40
CCC #5/Green (1 PD AVG 100)	98	85
CCC #6/King (1 PD AVG 100)	100	64
CCC #7/Edwards (1 PD AVG 100)	100	70
CCC #8/White (1 PD AVG 100)	100	52
CCC #9/Hoffman (1 PD AVG 100)	100	70
CCC #10/Mullin (No PD)	0	0
CCC #11/Kelly (1 PD AVG 75)	74	34
CCCAP #2/Luther (1 PD AVG 100)	103	64
Floater (1 PD AVG 100)	63	39
<b>Y-T-D Totals</b>	<b>1163</b>	<b>753</b>
<b>Courts are required to assign an average of 100 cases per month to each PD.</b>		

CCC 11: Court is a family violence court and the numbers in this court are typically lower compared to non-family violence courts.

FY2021 Public Defender's Office Summary Statistics for Felony Courts May 2021		
Court/Judge	New Cases	Total Dispositions
CDC - Clinton (1 PD AVG. 30)	30	25
CDC #2 - Kennedy (4 PD AVG. 120)	120	76
CDC #3 - G. Lewis (2 PD AVG. 60)	63	74
CDC #4 - Collins (2 PD AVG. 60)	60	47
CDC #5 - Thompson (2 PD AVG. 60)	60	32
CDC #6 - Howard (1 PD AVG. 30)	30	24
CDC #7 - Anyiam (1 PD AVG. 30)	32	29
194th - White (3 PD AVG. 90)	91	96
195th - Garza (2 PD AVG. 60)	62	53
203rd - Jones (2 PD AVG. 60)	61	62
204th - Kemp (No PD)	0	0
265th - Bennett (2 PD AVG. 60)	60	33
282nd - Givens (No PD)	0	0
283rd - Mays (2 PD AVG. 60)	55	51
291st - Huff (2 PD AVG. 60)	66	41
292nd - Birmingham (2 PD AVG. 60)	61	59
363rd - Holmes (2 PD AVG. 60)	60	35
<b>Y-T-D Totals</b>	<b>911</b>	<b>737</b>
<b>Courts are required to assign between 30 &amp; 35 cases per month per PD.</b>		

CDC 2: One PD in this four PD court was on FMLA until the last week in April.



HARRY INGRAM		FY2021 ATLAS STATISTICS											203rd				
MONTH	BEGINNING # OF PENDING CASES	+NEW CASES RECEIVED THIS MONTH	=TOTAL CASES	TBJ	TBC	PLEAS	REV	GRADUATES	PROBATION MODIFICATIONS	DISMISSALS	OTHERS	TOTAL DISPOSITIONS	ENDING # PENDING CASES **	CURRENT ATLAS PARTICIPANTS	CURRENT PARTICIPANTS IN CUSTODY	FORMER ATLAS PARTICIPANTS	BOND
May	28	2	30	0	0	0	0	0	0	0	0	0	30	10	0	0	10

HARRY INGRAM		FY2021 MISDEMEANOR DIVERT MENTAL HEALTH COURT STATS											CCCAP1/WADE			
MONTH	BEGINNING # OF PENDING CASES	Rediverts	+NEW CASES RECEIVED THIS MONTH	=TOTAL CASES	TBJ	TBC	PLEAS	DISMISSAL	OTHER	TOTAL DISPOSITIONS	ENDING # PENDING CASES **	CURRENT PARTICIPANTS	NUMBER OF GRADUATES	BOND***		
May	13	0	15	28	0	0	0	3	5	8	20	16	3	16		

HARRY INGRAM		FY2021 S.E.T. STATISTICS											291st				
MONTH	BEGINNING # OF PENDING CASES	+NEW CASES RECEIVED THIS MONTH	=TOTAL CASES	TBJ	TBC	PLEAS	REV	GRADUATES	PROBATION MODIFICATIONS	DISMISSALS	OTHERS	TOTAL DISPOSITIONS	ENDING # PENDING CASES **	CURRENT PARTICIPANTS	CURRENT PARTICIPANTS IN CUSTODY	FORMER PARTICIPANTS	BOND
May	32	21	53	0	0	0	0	1	0	0	1	2	51	23	4	0	19

May		FY2021 MHPD STATS												
	BEGINNING # OF PENDING CASES	+NEW CASES RECEIVED THIS MONTH	=TOTAL CASES	TRIALS	PLEAS	COND. DISM.	REVK	REVC	DISMISSALS	INCOMPETENT	REFERRALS	OTHER COUNSEL APPT.	TOTAL CLOSED	
R. Lenox	247	48	295	0	2	3	0	2	6	0	12	5	30	
L. Strather	283	15	298	0	0	1	0	0	1	0	0	3	5	

May		FY2021 FELONY COMPETENCY STATISTICS														
MONTH	BEGINNING # OF CASES	NEW CASES THIS MONTH	TBJ	TBC	Alt. Trial Dispos.	PLEAS	REVO-CATIONS	DISMISSALS	PROBATION	COMP. HRG.	EXTENSIONS	CIVIL COMMIT.	MHMR REFERRAL	CONSULTS	OTHER	ENDING # OF PEOPLE IN OCR
M. Harden	179	7	0	0	0	0	1	7	0	19	1	0	0	0	3	12
R. Scott	17	0	0	0	0	1	0	2	0	0	0	0	0	0	0	0

RANDALL SCOTT		FY2021 MISDEMEANOR COMPETENCY STATISTICS														
MONTH	BEGINNING # OF CASES	NEW CASES THIS MONTH	TBJ	TBC	Alt. Trial Dispos.	PLEAS	REVO-CATIONS	DISMISSALS	PROBATION	COMP. HRG.	EXTENSIONS	CIVIL COMMIT.	MHMR REFERRAL	CONSULTS	OTHER	ENDING # OF PEOPLE IN OCR
May	128	53	0	0	0	0	0	40	0	31	0	0	0	0	0	10

May		MI Court																				
MONTH	TOTAL NEW CASES RECEIVED	NEW CLIENTS AT TERRELL	NEW CLIENTS AT GREEN OAKS	NEW CLIENTS AT MEDICAL CENTER MCKINNEY	NEW CLIENTS AT PARKLAND	NEW CLIENTS AT DALLAS BEHAVIORAL HEALTH	NEW CLIENTS AT GARLAND BEHAVIORAL	NEW CLIENTS AT CLEMENTS (formerly ZALE LIPSHY)	NEW CLIENTS AT SUNDANCE BEHAVIORAL HEALTHCARE	NEW CLIENTS AT HICKORY TRAILS	NEW CLIENTS AT METHODIST RICHARDSON	NEW CLIENTS AT DALLAS PRESBYTERIAN	NEW CLIENTS AT VA	NEW CLIENTS AT WELLB RIDGE	NEW CLIENTS AT GLEN OAKS	NEW CLIENTS AT TEXOMA	NEW CLIENTS AT HAVEN	NEW CLIENTS AT PERIMETER BEHAVIORAL HEALTHCARE	PROBABLE CAUSE HEARINGS HELD	NO CONTEST COMMIT	CONTESTED COMMIT	FORCED MEDS HEARING IN COURT
L. Roberts	145	16	0	36	0	0	62	0	0	0	0	0	0	0	27	2	0	2	2	0	11	15
C. Cox	182	0	0	158	0	0	7	0	0	17	0	0	0	0	0	0	0	0	0	0	13	10
K. Nelson	86	0	0	0	17	0	0	0	0	61	0	0	8	0	0	0	0	0	1	0	8	7
R. Black	103	0	67	0	0	0	0	0	0	1	24	0	0	11	0	0	0	0	5	0	7	7

DAN ECKSTEIN		MHPR BOND STATS										
MONTH	INITIAL ELIGIBILITY DAILY LIST (MH FLAGS)	MHPR BOND APPOINTMENTS FROM DAILY LIST (MH FLAGS MINUS THOSE SCREENED-OUT)	MHPR BOND GRANTED (# of clients)	MHPR BOND HEARING-BOND DENIED (# of clients)	TOTAL HEARINGS (# of clients)	Total # of Cases	Total # of Felony Cases	# of Felonies Approved	# of Felonies Denied	Total # of Misd. Cases	# of Misd's Approved	# of Misd's Denied
May	1419	169	25	6	31	41	29	21	8	12	10	2

**MENTAL HEALTH PERSONAL RECOGNIZANCE BONDS--ATTORNEY CASE APPOINTMENTS**  
**OCTOBER 2020 - SEPTEMBER 2021**

<b>MISDEMEANOR</b>	
<b>TOTAL FY2021</b>	<b>1137</b>

<b>PUBLIC DEFENDER</b>	
Misdemeanors	644

<b>FELONY</b>	
<b>TOTAL FY2021</b>	<b>872</b>

<b>PUBLIC DEFENDER</b>	
<b>TOTAL</b>	<b>219</b>
FS	136
F3	53
F2	21
F1	9

\*This is the total number of misdemeanor cases for clients considered for MH PR Bonds for the defined period. Of these cases, the numbers below reflect the attorneys appointed to handle the cases beyond the MH PR Bond hearing.

<b>PRIVATE APPOINTED</b>	
Misdemeanors	159

<b>PRIVATE RETAINED</b>	
Misdemeanors	5

<b>NO ATTORNEY</b>	
Misdemeanors	329

\*\*This is the total number of felony cases for clients considered for MH PR Bonds for the defined period. Of these cases, the numbers below reflect the attorneys appointed to handle the cases beyond the MH PR Bond hearing.

<b>PRIVATE APPOINTED</b>	
<b>TOTAL</b>	<b>358</b>
FS	176
F3	96
F2	66
F1	20

<b>PRIVATE RETAINED</b>	
<b>TOTAL</b>	<b>9</b>
FS	4
F3	3
F2	0
F1	2

<b>NO ATTORNEY</b>	
<b>TOTAL</b>	<b>285</b>
FS	152
F3	73
F2	38
F1	22

\*The numbers below for each month may change as attorneys are appointed on cases which previously had no attorney appointed, and are most accurate 60 days out.

	Public Defender					Private Appointed					Private Retained					No Attorney				
	Misd	FS	F3	F2	F1	Misd	FS	F3	F2	F1	Misd	FS	F3	F2	F1	Misd	FS	F3	F2	F1
Oct-20	97	26	3	8	2	33	41	18	11	1	0	0	1	0	1	83	35	25	8	2
Nov-20	80	24	13	3	2	39	20	13	2	1	1	1	0	0	1	18	9	2	2	1
Dec-20	109	17	7	3	1	26	25	14	13	3	0	0	0	0	0	22	5	6	2	2
Jan-21	69	14	5	2	2	10	9	11	7	2	1	0	1	0	0	80	39	15	6	7
Feb-21	46	10	8	0	0	7	9	7	9	2	1	1	0	0	0	40	20	6	4	3
Mar-21	56	19	4	2	2	15	13	11	7	3	0	0	0	0	0	58	26	7	9	1
Apr-21	86	13	5	2	0	12	28	6	7	5	0	0	0	0	0	22	13	5	6	3
May-21	101	13	8	1	0	17	31	16	10	3	2	2	1	0	0	6	5	7	1	3
Jun-21	0	0	0	0	0	0	0	0	0	0	0	0	0	0	0	0	0	0	0	0
Jul-21	0	0	0	0	0	0	0	0	0	0	0	0	0	0	0	0	0	0	0	0
Aug-21	0	0	0	0	0	0	0	0	0	0	0	0	0	0	0	0	0	0	0	0
Sep-21	0	0	0	0	0	0	0	0	0	0	0	0	0	0	0	0	0	0	0	0
<b>TOTAL</b>	<b>644</b>	<b>136</b>	<b>53</b>	<b>21</b>	<b>9</b>	<b>159</b>	<b>176</b>	<b>96</b>	<b>66</b>	<b>20</b>	<b>5</b>	<b>4</b>	<b>3</b>	<b>0</b>	<b>2</b>	<b>329</b>	<b>152</b>	<b>73</b>	<b>38</b>	<b>22</b>

**Bond Hearings**

Court	# OF CLIENTS	CLIENTS WITH MH DIAGNOSIS	# OF HEARINGS SET	# OF CASES	PR BOND GRANTED	BOND AMOUNT REDUCED	BOND AMOUNT NOT CHANGED	WAIVED	DISPOSED	DISMISSED	OTHER
CCC 1	34	12	45	41	33	2	4	1	1	0	4
CCC 2	49	34	83	82	55	9	3	10	0	0	6
CCC 3	33	19	48	48	18	13	2	12	0	1	2
CCC 4	43	19	63	63	25	5	3	26	0	0	4
CCC 5	36	19	51	51	19	5	7	12	0	0	8
CCC 6	30	11	54	54	22	2	8	19	0	0	3
CCC 7	19	6	28	28	16	7	0	2	0	0	3
CCC 8	46	18	55	52	15	4	11	18	4	0	3
CCC 9	40	20	64	64	17	7	15	17	0	0	8
CCC 10											
CCC 11	40	21	48	48	3	5	14	12	2	0	12
CCCAP2	35	17	47	47	11	15	2	17	0	0	2
<b>TOTAL</b>	<b>405</b>	<b>196</b>	<b>586</b>	<b>578</b>	<b>234</b>	<b>74</b>	<b>69</b>	<b>146</b>	<b>7</b>	<b>1</b>	<b>55</b>

- \*# OF HEARINGS SET captures cases that may be heard more than once (ex: PR Bond is initially denied, or client is rearrested on the same charge).
- \*WAIVED captures hearings waived by client request (ex: ICE hold, felony pending, etc.), or by attorney request due to competency concerns.
- \*DISPOSED captures cases disposed plead in lieu of hearing, after hearing preparation; dismissals are recorded separately.
- \*OTHER captures any situation not otherwise listed (ex: attorney hired day of hearing; bond posted of hearing, etc., only if client was interviewed and attorney prepared case for hearing).

**DALLAS COUNTY PRETRIAL RELEASE SERVICES MONTHLY REPORT  
Caruth Grant MH PR Bond Stats Summary 2021**

Month	Year	Initial MH #	Eligible	# Signed orders	Presented	Denied	Other	Granted	Misdemeanor	Felony
January	2021	1562	204	276	36	5	1	30	12	29
February	2021	1129	116	158	27	3	0	24	17	21
March	2021	1420	162	231	33	3	0	30	11	30
April	2021	1422	162	212	31	4	3	24	11	22
May	2021	1418	168	209	29	8	5	16	7	15
June	2021									
July	2021									
August	2021									
September	2021									
October	2021									
November	2021									
December	2021									
<b>TOTALS</b>		<b>6951</b>	<b>812</b>	<b>1086</b>	<b>156</b>	<b>23</b>	<b>9</b>	<b>124</b>	<b>58</b>	<b>117</b>

Yellow = Court Proceedings

Other = Granted MH Bond in court released by other means prior to PR bond posting

Misdemeanor and Felony totals calculated for individuals APPROVED & RELEASED on MH Bond

**2017-2020 TOTALS**

<b>APR 17 - DEC 20</b>	<b>60813</b>	<b>8236</b>	<b>10502</b>	<b>2165</b>	<b>318</b>	<b>50</b>	<b>1797</b>	<b>1006</b>	<b>1546</b>
------------------------	--------------	-------------	--------------	-------------	------------	-----------	-------------	-------------	-------------

Note:

April-October 2017: Misdemeanor and Felony totals included all cases presented for bond (approved and denied)

November 2017-Current: Misdemeanor and Felony totals included only cases APPROVED for bond

**April 2017 - Present TOTALS**

<b>April 17 - Present</b>	<b>67764</b>	<b>9048</b>	<b>11588</b>	<b>2321</b>	<b>341</b>	<b>59</b>	<b>1921</b>	<b>1064</b>	<b>1663</b>
---------------------------	--------------	-------------	--------------	-------------	------------	-----------	-------------	-------------	-------------

**Levels**

Month	Year	Level 1	Level 2	Level 3	Level 4	TOTAL
January	2021	18	9	3	0	30
February	2021	15	7	2	0	24
March	2021	11	14	3	2	30
April	2021	14	6	4	0	24
May	2021	12	4	0	0	16
June	2021					0
July	2021					0
August	2021					0
September	2021					0
October	2021					0
November	2021					0
December	2021					0
<b>TOTAL</b>		<b>70</b>	<b>40</b>	<b>12</b>	<b>2</b>	<b>124</b>

Total number of levels approved, does not account for discharged/closed out files.

**Discharges**

Month	Year	Successful	Unsuccessful	Other	TOTAL	Success Rate%
January	2021	10	14	0	24	42%
February	2021	10	17	0	27	37%
March	2021	15	19	0	34	44%
April	2021	12	14	0	26	46%
May	2021	9	20	0	29	31%
June	2021				0	
July	2021				0	
August	2021				0	
September	2021				0	
October	2021				0	
November	2021				0	
December	2021				0	
<b>TOTAL</b>		<b>56</b>	<b>84</b>	<b>0</b>	<b>140</b>	

April 2017-Present: Total Approved 1921

April 2017-Present: Total Discharges 1667

**\*\*Successful-579 (35%); Unsuccessful-1073 (64%); Neutral-15 (1%)**

**254-Active Bonds 05/31/2021**

**DALLAS COUNTY PRETRIAL RELEASE SERVICES MONTHLY REPORT**

**Caruth Grant MH PR Bond Stats Summary 2021**

Months	IMPLEMENTATION LAUNCH - Reasons for outcomes for all ordered assessment/not presented to Mag. [from column E on sheet 1] <sup>2</sup>																	Total <sup>3</sup>
	Attorney refusal	Case deferred	Charges dropped	Competency Concerns	Contested and detained	Court plea/disp	Current MH Bond	Declined assessment	Dry writ release	Exc. per CI criteria	Homeless/no reference	Other	Other PR Bond	Posted Bond	Reference declined residence	Refused to participate	Unable to verify residence/contact	
JAN '21	0	0	8	13	0	0	0	14	0	18	8	9	32	47	4	13	2	168
FEB '21	0	0	1	4	0	0	0	6	0	13	7	7	10	32	3	9	0	92
MAR '21	0	0	5	5	0	0	0	14	0	22	12	9	17	28	2	13	5	132
APR '21	0	0	2	0	0	0	0	12	0	16	13	5	21	44	2	10	2	127
MAY '21	0	0	3	4	0	0	0	13	0	25	4	8	25	37	1	11	6	137
JUN '21																		0
JUL '21																		0
AUG '21																		0
SEPT '21																		0
OCT '21																		0
NOV '21																		0
DEC '21																		0
<b>TOTAL</b>	<b>0</b>	<b>0</b>	<b>19</b>	<b>26</b>	<b>0</b>	<b>0</b>	<b>0</b>	<b>59</b>	<b>0</b>	<b>94</b>	<b>44</b>	<b>38</b>	<b>105</b>	<b>188</b>	<b>12</b>	<b>56</b>	<b>15</b>	<b>656</b>

Months	IMPLEMENTATION LAUNCH - Percentages of Reasons for outcomes for all ordered assessment/not presented to Mag. [from column E on sheet 1]																
	Attorney refusal	Case deferred	Charges dropped	Competency Concerns	Contested and detained	Court plea/disp	Current MH Bond	Declined assessment	Dry writ release	Exc. per CI criteria	Homeless/no reference	Other	Other PR Bond	Posted Bond	Reference declined residence	Refused to participate	Unable to verify residence/contact
JAN '21	0%	0%	5%	8%	0%	0%	0%	8%	0%	11%	5%	5%	19%	28%	2%	8%	1%
FEB '21	0%	0%	1%	4%	0%	0%	0%	7%	0%	14%	8%	8%	11%	35%	3%	10%	0%
MAR '21	0%	0%	4%	4%	0%	0%	0%	11%	0%	17%	9%	7%	13%	21%	2%	10%	4%
APR '21	0%	0%	2%	0%	0%	0%	0%	9%	0%	13%	10%	4%	17%	35%	2%	8%	2%
MAY '21	0%	0%	2%	3%	0%	0%	0%	9%	0%	18%	3%	6%	18%	27%	1%	8%	4%
JUN '21																	
JUL '21																	
AUG '21																	
SEPT '21																	
OCT '21																	
NOV '21																	
DEC '21																	
<b>AVG %</b>	<b>0%</b>	<b>0%</b>	<b>3%</b>	<b>4%</b>	<b>0%</b>	<b>0%</b>	<b>0%</b>	<b>9%</b>	<b>0%</b>	<b>14%</b>	<b>7%</b>	<b>6%</b>	<b>16%</b>	<b>29%</b>	<b>2%</b>	<b>9%</b>	<b>2%</b>

Months	Assessments Ordered - Results				Assessment Recommendations (LOCs) <sup>3</sup>										Outcomes
	Assessments Ordered	Assessment Completed	Assessment not completed <sup>1</sup>	Assessment halted - competency concerns <sup>2</sup>	IDD Services	Jail-based Psy. Services	LOC 1S / Standard IOP	LOC 2 / Standard IOP	LOC 3 / Standard IOP	LOC 4 FACT / Standard IOP	LOC 4 ACT / Standard IOP	LOC 5 / Standard IOP	Routine Outpt.	No BH Svs. Indicated	
JAN - DEC 2021															
JAN '21	202	122	67	13	1	11	38	11	19	0	4	0	20	15	30
FEB '21	111	73	35	3	0	2	22	15	7	0	4	0	12	4	24
MAR '21	148	88	58	2	0	1	32	14	12	0	2	0	16	2	30
APR '21	156	101	54	1	1	1	46	13	9	0	5	0	10	5	24
MAY '21	175	122	50	3	0	3	56	20	9	0	2	0	14	6	16
JUN '21															
JUL '21															
AUG '21															
SEPT '21															
OCT '21															
NOV '21															
DEC '21															
<b>TOTAL</b>	<b>792</b>	<b>506</b>	<b>264</b>	<b>22</b>	<b>2</b>	<b>18</b>	<b>194</b>	<b>73</b>	<b>56</b>	<b>0</b>	<b>17</b>	<b>0</b>	<b>72</b>	<b>32</b>	<b>124</b>

**DALLAS COUNTY PRETRIAL RELEASE SERVICES MONTHLY REPORT**  
**General Pretrial and Alcohol Monitoring Unit (AMU)**

	MAY 20	JAN 21	FEB 21	MAR 21	APR 21	MAY 21	JUNE 21	JULY 21	AUG 21	SEP 21	OCT 21	NOV 21	DEC 21	2021 AVG
AVG BOOKINS per day	100	124	114	148	140	133								132
Interviews	16	23	34	42	24	22								29
Cr. History	114	125	93	225	101	104								130
Bonds written	7	5	13	7	2	4								6
AVG BONDS per day	0.4	0.26	0.7	0.3	0.1	0.2								0
<b>Bonds (collected)</b>	4	2	5	4	1	0								2
<b>Bonds (waived)</b>	3	3	8	3	1	4								4
<b>Bonds TOTAL</b>	7	5	13	7	2	4								6
<b>FEES (collected)</b>	\$240	\$105	\$140	\$280	\$30	\$0								\$111
<b>FEES (waived)</b>	\$150	\$60	\$390	\$93	\$40	\$125								\$142
<b>FEES TOTAL</b>	\$390	\$165	\$530	\$373	\$70	\$125								\$253

**Dallas County Pretrial Services**  
**Alcohol Monitoring Unit**  
**May 2021 Statistical Summary Report**

Month/Year	Total Supervised Cases Start Of Month	Count of Pending Bond Orders	Total New Cases Activated	Number of Successful Closeouts	Number of Unsuccessful Closeouts	Count of Violations Submitted to Court	Count of Orientations Completed	# of Verified Installations Completed	Count of Supervised Cases (End of Month)	Supervision Fees Collected
May-19	1395	175	110	122	2	307	118	121	1381	\$11,837.50
May-20	1319	376	73	8	3	270	75	44	1381	\$3,115.25
Jan-2021	1437	326	78	53	17	391	77	78	1445	\$ 12,280.00
Feb-2021	1445	277	56	65	11	304	51	52	1425	\$ 10,273.00
Mar-2021	1425	324	135	81	14	333	124	97	1465	\$ 16,230.00
Apr-2021	1465	351	109	110	21	318	115	112	1456	\$ 12,843.00
May-2021	1456	184	159	70	42	385	114	103	1530	\$9,220.00
Re-Arrest	1									

Dallas County Pre Trial Services  
 Alternative Sentencing Program (ASP) and Bond/Electronic Monitoring Program  
 Statistical Summary Report

May 2021

**CASELOAD INFORMATION**

	05-21	05-21	05-21	05-21	ASP	Bond	Ch. Sup	Total 9-01-09 -
	ASP	Bond	Ch. Sup	TOTAL	TOTAL	TOTAL	TOTAL	05-31-21
Beginning Client Count	20	842	0	862	3	3	9(5/13)	15
Total Clients That Started The Program	17	138	0	155	2,245	5,112	89	7,446
Total Cases Closed	27	130	0	157	2,238	4,265	98	6,601
Closed Successfully	27	67	0	94	2,201	2,518	74	4,793
Closed Unsuccessfully	0	63	0	63	37	1,747	24	1,808
Total Clients at End of Month	10	850	0	860				

**DALLAS COUNTY FUNDS SAVED**

ELM Days Served/Jail Bed Days Saved  
 Cost of Jail Bed Per Day  
 TOTAL JAIL BED EXPENSES SAVED

05-21
26,189
\$ 59.18
\$1,549,865.02

Total 09-01-09 - 05-31-21
699,987
SEE ADDENDUM
\$42,202,894.43

**JAIL BED COST SAVINGS ADDENDUM**

Time Period	Cost per Day	Days	Total Cost Saved
9/09	\$55.60	393	\$ 21,850.80
10/09 to 9/10	\$48.49	7,589	\$ 367,990.61
10/10 to 09/11	\$57.49	16,277	\$ 934,212.50
10/11 to 09/12	\$53.13	23,536	\$ 1,250,467.68
10/12 to 09/13	\$56.29	30,368	\$ 1,709,414.72
10/13 to 9/14	\$62.46	41,130	\$ 2,568,979.80
10/14 to 9/15	\$63.11	40,706	\$ 2,568,955.66
10/15 to 9/16	\$69.38	40,517	\$ 2,811,069.46
10/16 to 9/17	\$71.08	44,636	\$ 3,209,845.88
10/17 to 9/18	\$55.36	56,163	\$ 3,108,408.64
10/18 to 9/19	\$59.99	71,963	\$ 4,317,060.37
10/19 to 9/20	\$59.18	146,998	\$ 8,699,341.41
10/20 to 05/21	\$59.18	179,711	\$ 10,635,296.90
<b>TOTAL</b>		<b>699,987</b>	<b>\$42,202,894.43</b>



**DCSO - SUPPORT SERVICES WEEKLY STATISTICAL SUMMARY**

**DETENTION EARLY WARNING REPORT**

			AS OF	7:00:37 AM	ON	06/04/2021						
	CURRENTLY IN JAIL	AVG-STAY DAYS	1-10 DAYS	11-20 DAYS	21-30 DAYS	31-40 DAYS	41-50 DAYS	51-60 DAYS	61-70 DAYS	GT-70 DAYS	% OF TOTAL POP	
<b>G BENCH WARRANTS</b>	34	322.89	1	4	1	1	0	1	0	26	0.63%	
<b>R OUT OF COUNTY/STATE HOLD</b>	72	53.16	33	12	2	1	2	6	2	14	1.33%	
<b>ZZ DEFAULT -- IN ERROR</b>	59	45.18	40	3	0	2	1	1	4	8	1.09%	
<b>TOTAL</b>	<b>165</b>	<b>140.41</b>										

\*\* Weighted Avg.

**Jail Population = 5,430**

**Comments:**

	Report Date		06/04/21
<b>BENCH WARRANTS:</b>	34	8	Ready to Return to TDC
		2	Awaiting to be sentenced/confirmation
		8	Holding as a witness
		16	US Marshall
<b>OUT OF COUNTY /STATE HOLD:</b>	72	62	In-State out of county still in the allowed 10-day period
		10	Released
<b>DEFAULT - IN ERROR:</b>	59	26	Inmate status has been changed from "on floor" to an "assigned location"
		26	Inmate Status is "On Floor" being processed.
		7	Releases

(Category represents inmates on the Floor when report is ran)

The over GT-70 are broken down as follows:

**Bench Warrants:** 5 is holding as a Witness, 16 US Marshall, 3 Ready to Return to TDC, 2 Awaiting sentence

**Default in Error:** 8 Inmate status has an assigned location

**Out of County:** 14 In-State/out of county 10-day period

## Misdemeanor Court's JAIL POPULATION INITIATIVE PROGRAM

BEGAN 6/9/08

	1	2	3	4	5	6	7	8	9	10	11	12	13	14	15	16	17	18	19	20	21	22	23	24	25	26	27	28	29	30	31	Monthly Total	Start Date: 6/9/08	
JAN 19	H	37	6	7			28	10	13	5	36			8	13	14	4	33		H	12	8	3	10			43	17	5	10	322	\$ 8,912.96		
FEB 19	20			11	15	9	14	29			18	15	16	9	24			7	9	10	13	26			14	14	10	14			297	\$ 8,220.96		
MAR 19	21			8	10	6	5	22			10	7	10	3	21			10	11	7	11	20			11	8	13	10	26		250	\$ 6,920.00		
April 19	8	14	11	11	30			11	6	6	14	24			13	15	9	5	36			10	10	9	14	23			11	15	305	\$ 8,442.40		
May 19	8	8	32			14	11	13	12	37				4	9	9	10	33			8	9	12	16	32		H	14	13	18	10	332	\$ 9,189.76	
JUNE 19			38	12	8	6	31				3	11	10	19	13			12	8	12	12	47			10	11	10	10	36		319	\$ 8,829.92		
JULY 19	6	9	4	H	10			32	9	13	26	30			8	19	5	8	34			10	10	8	12	32			9	11	19	324	\$ 8,968.32	
AUG 19	4	23			6	2	9	18	36				15	9	9	5	23			13	11	10	11	21		20	10	11	21	52	339	\$ 9,383.52		
SEPT 19		H	7	3	12	7			26	14	11	9	30			3	8	10	8	24			5	10	13	10	41			1	252	\$ 6,975.36		
OCT 19	7	5	16	23			6	4	1	12	28			9	5	5	14	17			15	6	8	7	20			14	6	10	7	245	\$ 6,781.60	
NOV 19	16			7	7	1	4	11			6	8	8	3	13			3	5	5	11	16			12	14	4	H	H		154	\$ 4,262.72		
DEC 19		20	8	12	3	7				15	12	7	5	11				24	9	16	9	7			27	H	H	34	23		47	10	306	\$ 8,470.08
2019 Total																																		\$ 95,357.60
JAN 20	H	7	11			9	13	15	14	3			12	8	4	8	12			H	9	13	9	9			14	9	9	8	6	202	\$ 5,977.18	
FEB 20			15	10	7	8	9			9	8	13	7	13			15	6	10	10	4			30	7	9	11	11			212	\$ 6,273.08		
MAR 20		8	10	15	11	6			15	9	13	10	10			27	13	5	7	10			22	16	8	13	10			29	8	275	\$ 8,137.25	
April 20	1	7	2			2	4	2	4	6			1	7	8	3	3			4	4	6	6	7			11	0	8	5	101	\$ 2,988.59		
May 20	8			4	5	4	7	3			8	5	1	6	8			6	8	3	5	7			H	8	11	12	8		127	\$ 3,757.93		
JUNE 20	3	9	7	6	3			2	1	1	1	2			7	5	5	9	12			11	12	14	12	4			14	15	155	\$ 4,586.45		
JULY 20	5	4	3			19	17	12	11	5			7	10	9	7	11			10	11	10	11	5			10	16	19	22	7	241	\$ 7,131.19	
AUG 20			3	8	10	7	5			9	12	8	14	8			13	16	18	16	5			8	17	16	10	6		18	227	\$ 6,716.93		
SEPT 20	4	10	9	3			H	14	15	8	6			9	13	9	5	4			13	11	15	10	10			16	14	15	232	\$ 6,864.88		
OCT 20	8	3			11	4	4	3	4			10	8	13	8	3			13	9	5	14	11			10	13	30	20	9	213	\$ 6,302.67		
NOV 20		10	9	11	12	7			9	10	2	4	5			12	13	25	19	7			15	15	17	H	H			18	220	\$ 6,509.80		
DEC 20	7	8	14	13			9	13	12	13	5			14	15	13	10	3			8	14	15	H	H			19	17	14	12	248	\$ 7,338.32	
2020 Total																																		\$ 72,584.27
JAN 21	H			8	9	6	4	11			17	17	10	8	3			H	13	12	5	9			19	17	19	15	7		209	\$ 6,184.31		
FEB 21	8	8	11	11	7			20	14	16	15	9			4	7	12	12	5			5	6	11	14	6					201	\$ 5,947.59		
MAR 21	6	9	11	9	4			15	4	9	8	2			12	17	17	8	6			18	19	14	10	11			14	12	20	255	\$ 7,545.45	
April 21	9	2			10	16	16	10	5			11	14	11	7	8			15	19	17	14	5			14	18	21	19	9	270	\$ 7,989.30		
May 21		13	13	10	11	9	3			13	11	9	6	5			6	7	13	11	3			12	10	15	15	4		H	199	\$ 5,888.41		
JUNE 21																																		
JULY 21																																		
AUG 21																																		
SEPT 21																																		
OCT 21																																		
NOV 21																																		
DEC 21																																		
2021 Total																																		\$ 33,555.06

H=Holiday

## DISPOSITION TOTALS FOR COUNTY CRIMINAL COURTS

<b>2019</b>	Jan	Feb	Mar	April	May	Jun	Jul	Aug	Sept	Oct	Nov	Dec	Average	
Avg	249	317	318	386	215	160	193	211	190	211	182	179	234	2811
<b>TOTAL DISPOSTIONS</b>	<b>2983</b>	<b>3800</b>	<b>3819</b>	<b>4637</b>	<b>2576</b>	<b>1919</b>	<b>2319</b>	<b>2528</b>	<b>2466</b>	<b>2741.9</b>	<b>2366</b>	<b>2332</b>	<b>2810</b>	<b>34,487</b>
<b>2020</b>	Jan	Feb	Mar	April	May	Jun	Jul	Aug	Sept	Oct	Nov	Dec	Average	
Avg	273	191	137	67	117	120	152	122	135	141	113	120	140	1685
<b>TOTAL DISPOSTIONS</b>	<b>3270</b>	<b>2288</b>	<b>1645</b>	<b>800</b>	<b>1401</b>	<b>1437</b>	<b>1818</b>	<b>1458</b>	<b>1615</b>	<b>1696</b>	<b>1354</b>	<b>1443</b>	<b>1685</b>	<b>20,225</b>
<b>2021</b>	Jan	Feb	Mar	April	May	Jun	Jul	Aug	Sept	Oct	Nov	Dec	Average	
CCC1	111	102	130	236	128								141	707
CCC2	107	96	137	114	114								114	568
CCC3	68	120	142	161	104								119	595
CCC4	107	99	134	255	136								146	731
CCC5	143	152	158	150	132								147	735
CCC6	90	97	108	127	93								103	515
CCC7	98	71	247	123	151								138	690
CCC8	155	105	197	249	129								167	835
CCC9	137	129	156	133	149								141	704
CCC10	110	99	105	135	126								115	575
CCC11	116	108	115	102	110								110	551
CCAP2	147	142	176	218	162								169	845
Avg	116	110	150	167	128	#DIV/0!	#DIV/0!	#DIV/0!	#DIV/0!	#DIV/0!	#DIV/0!	#DIV/0!	134	671
<b>TOTAL DISPOSTIONS</b>	<b>1389</b>	<b>1320</b>	<b>1805</b>	<b>2003</b>	<b>1534</b>	<b>0</b>	<b>0</b>	<b>0</b>	<b>0</b>	<b>0</b>	<b>0</b>	<b>0</b>	<b>1610</b>	<b>8,051</b>

\*\*\* Please note that CCAP1 Totals are CLASS C APPEALS \*\*\*

CCAP1	308	204	62	43	48								665	133
-------	-----	-----	----	----	----	--	--	--	--	--	--	--	-----	-----

\*\*Female Jail Pleas\*\*

MAGISTRATE COURT	7	N/A	15	24	12									15
------------------	---	-----	----	----	----	--	--	--	--	--	--	--	--	----

DALLAS COUNTY SHERIFF'S DEPARTMENT  
 FUGITIVE SECTION FISCAL YEAR 2021  
 TDCJ MONTHLY ACTIVITY SHEET

MONTH: May 2021

BEGINNING TOTAL OF INMATES PAPER READY:

169      60  
 ID / SJ

DATE	ID JUDGMENTS RECEIVED	SJ JUDGMENTS RECEIVED	JUDGMENTS PROCESSED	JUDGMENTS RETURNED	#OF INMATES PR / ID	PAR VIOL READY	B/W RTR	# OF INMATES TO TDCJ	#OF INMATES WAITING / ID	#OF INMATES PR / SJ	# OF INMATES TO SJ	#OF INMATES WAITING / SJ	# OF INMATES TO ISF	# OF INMATES TO SAFPF
1	0	0	0		0				169			60		
2	0	0	0		0				169			60		
3	32	14	58		18			66	121	3		63		9
4	16	5	25		9			3	127	3	7	59	3	8
5	7	8	31		3				130	6		65		10
6	22	5	24		22				152	1		66		3
7	19	4	23		2				154			66		0
8	0	0	0		0				154			66		0
9	0	0	0		0				154			66		0
10	2	0	13		10				164	2		68		3
11	28	5	20		12			32	144	2		70	5	7
12	24	9	11		0				144			70	5	16
13	26	3	29		19				163	6		76		4
14	15	1	42		19				182	6		82		0
15	0	0	0		0				182			82		0
16	0	0	0		0				182			82		0
17	11	2	19		7				189	2		84		0
18	19	3	38		21				210	3	4	83		8
19	0	0	16		8		1		218			83		
20	30	3	15		3				221			83		
21	21	9	28		12		1		233	1		84		
22	0	0	0		0				233			84		
23	0	0	0		0				233			84		
24	7	1	51		14			39	208	4		88		2
25	0	0	19		11			42	177	4		92		
26	22	5	8		4	1		0	181	0		92		39
27	10	3	13		3			2	182	1	15	78		
28	25	10	27		13				195	1		79		
29	0	0	0		0				195	1		80		
30	0	0	0		0				195			80		
31	0	0	0		0				195			80		
<b>TOTAL</b>	<b>336</b>	<b>90</b>	<b>510</b>	<b>0</b>	<b>210</b>	<b>1</b>	<b>2</b>	<b>184</b>	<b>195</b>	<b>46</b>	<b>26</b>	<b>80</b>	<b>13</b>	<b>109</b>

# ATRS

6-11-2021

## Efficiency of the Jail Clinical Evaluation Process

---

The average lag time of the clinical evaluations during the month of May was 5 days with a range of 0-15.

## Productivity (Jail Screens & Evaluations)

---

February	Evaluations: 169 Screenings: 190
March	Evaluations: 227 Screenings: 284
April	Evaluations: 227 Screenings: 256
<b>May</b>	<b>Evaluations: 199</b> <b>Screenings: 235</b>

## CSCD Residential Placements

---

As of 06/04/2021:

13 DDC MALE beds available- 7 waiting, 4 to arrive on Tuesday 6/15/2021  
11 DDC FEMALE beds available- 4 waiting, 3 to arrive on Tuesday 6/8/2021

21 JTC MALE beds available –60 waiting, 16 to arrive on Tuesday 6/15/2021  
29JTC FEMALE beds available- 13 waiting, 3 to arrive on Tuesday 6/8/2021

DDC Census: 36(17 males, 19 females)  
JTC Census: 190 (149 males, 41 females)

Total Census: 226

# Community Residential

---

## **Homeward Bound (as of 5/31/21)**

Census: No update available

Waiting: 9

## **Nexus Recovery Center (as of 5/31/21)**

Census: No update available

Waiting: 6

## **The Salvation Army (as of 5/31/21)**

Census: No update available

Waiting: 2

# CSCD placements

---

## **DIRECT COUNT AND NEW PLACEMENTS**

### Felony

Direct	New
15863	418

### Misdemeanor

Direct	New
4075	444

### Indirect

16,976

### Jail Competency Stats 2021

	Jan	Feb	March	April	May	June	July	Aug	Sept	Oct	Nov	Dec
<b>Active</b>												
<b>New Evals - Incompetent</b>	45 (54%)	40 (60%)	60 (65%)	48 (56%)	72 (67%)							
<b>Waiting for the hospital - End of month</b>	261	247	268	268	273							
<b>Maximum Secure Facility</b>	94	92	86	85	83							
Males	82	84	80	80	78							
Females	12	8	6	5	5							
<b>Non-Maximum Secure Facility</b>	167	155	182	183	190							
Males	137	128	154	159	167							
Females	30	27	28	24	23							
<b>Returned to jail from the hospital</b>	7	7	15	13	16							
<b>Closed</b>												
<b>New Evals - Competent</b>	38 (46%)	27 (40%)	33 (35%)	37 (44%)	35 (33%)							
<b>Admitted to the state hospital</b>	13	17	26	25	19							
Maximum Secure Facility	2	6	14	5	4							
Non-Maximum Secure Facility	11	11	12	20	15							
<b>Total Competency Evaluations Completed</b>	83	67	93	85	107							
<b>Average Wait Times (Days)</b>												
Non-Maximum Secure Hospital -- Males	272	278	270	263	274							
Non-Maximum Secure Hospital -- Females	192	192	200	188	123							
Maximum Secure Hospital: Article 17.032(a) charges -- Males	625	625	543	498	600							
Maximum Secure Hospital: Article 17.032(a) charges -- Females	384	266	283	125	125							
Maximum Secure Hospital: NGRI -- Males	NGRI cases take priority for admission to Vernon State Hospital. Expected admission time is < 30 days											
Maximum Secure Hospital: NGRI -- Females												

\*Note: All individuals who are found Not Guilty by Reason of Insanity (NGRI) or found incompetent to stand trial with an offense listed in Article 17.032(a) of the Code of Criminal Procedure must be sent to the maximum-secure hospital in Vernon. All wait times are approximate.

**Jail Competency Stats 2021 (by Doctor)**

	Jan	Feb	March	April	May	June	July	Aug	Sept	Oct	Nov	Dec
<b>Dr. Daniel Altman, Ph. D.</b>	0	0	0	0	0							
Competent	0	0	0	0	0							
Incompetent	0	0	0	0	0							
<b>Dr. Lisa Clayton, M.D.</b>	8	8	9	9	15							
Competent	3	3	2	5	5							
Incompetent	5	5	7	4	10							
<b>Dr. Kristi Compton, Ph.D.</b>	8	1	2	3	8							
Competent	8	1	1	1	6							
Incompetent	0	0	1	2	2							
<b>Dr. Jeanine Galusha, Ph.D.</b>	2	0	6	2	1							
Competent	2	0	3	1	0							
Incompetent	0	0	3	1	1							
<b>Dr. Warren Lee, M.D.</b>	4	6	6	6	7							
Competent	3	5	4	5	5							
Incompetent	1	1	2	1	2							
<b>Dr. Antoinette McGarrahan, Ph.D.</b>	0	0	1	0	2							
Competent	0	0	1	0	0							
Incompetent	0	0	0	0	2							
<b>Dr. Michael Pittman, M.D.</b>	61	52	69	65	74							
Competent	22	18	22	25	19							
Incompetent	39	34	47	40	55							
<b>Total Competency Evaluations Completed</b>	<b>83</b>	<b>67</b>	<b>93</b>	<b>85</b>	<b>107</b>							



Male Jail Based Competency Restoration Monthly Totals														
	21-Jan	21-Feb	21-Mar	21-Apr	21-May								Total	2020 Totals
<b>Beginning of Month</b>	<b>19</b>	<b>14</b>	<b>20</b>	<b>22</b>	<b>20</b>									
JBCR Referrals	23	5	8	23	17								23	213
JBCR Referrals Entered Into Program	16	12	6	8	16								16	138
<b>Successful Completions</b>														
Transitioned to OCR	0	0	0	1	2								0	3
Found Competent	10	4	3	4	5								10	35
Case Dismissed/ Community Transition	1	0	1	2	3								1	22
<b>Unsuccessful Completions/ ICR Transfers</b>														
Transferred to State Hospital	2	0	0	0	0								2	6
JBCR Discharge: Client Withdraw	1	0	0	0	0								1	3
JBCR: Client Removed for Clinical Reasons	2	2	0	0	1								2	17
JBCR Discharge: Client Removed for Behavioral Reasons	4	1	0	1	2								4	51
<b>End of Month</b>	<b>14</b>	<b>20</b>	<b>22</b>	<b>20</b>	<b>24</b>								<b>14</b>	
Average LOS in JBCR (Days)	58	32	88	65	75									
Average LOS in Jail for JBCR Successful Completions (Days)	88	46	88	74	85									
Average LOS in Jail for JBCR Unsuccessful Completions (Days)	22	13	N/A	3	41									
Average LOS for placement for males to Non-Maximum Secure State Hospital														
	272 days	278 days	270 days	263 days	274 days									
Average LOS for placement for males to Maximum-Secure State Hospital														
	625 days	625 days	543 days	498 days	600 days									
<b>Total Jail Beds Saved</b>														
	<b>1438</b>	<b>1025</b>	<b>2272</b>	<b>938</b>	<b>1040</b>								<b>6713</b>	<b>6876</b>
<b>Total Cost Savings in Jail Bed Days</b>														
	\$ 86,265.62	\$ 61,489.75	\$ 136,297.28	\$ 56,270.62	\$ 62,389.60								\$ 402,712.87	\$ 381,537.36

Female Jail Based Competency Restoration Monthly Totals														
	21-Jan	21-Feb	21-Mar	21-Apr	21-May								Total	2020 Totals
<b>Beginning of Month</b>	6	5	7	5	4									
JBCR Referrals	2	1	2	4	8								17	21
JBCR Referrals Entered Into Program	3	4	2	2	2								13	11
<b>Successful Completions</b>														
Transitioned to OCR	0	0	0	0	0								0	1
Found Competent	2	3	2	2	0								9	3
Case Dismissed/ Community Transition	1	0	1	0	0								2	1
<b>Unsuccessful Completions/ ICR Transfers</b>														
Transferred to State Hospital	0	0	1	1	1								3	1
JBCR Discharge: Client Withdraw	0	0	0	0	0								0	0
JBCR: Client Removed for Clinical Reasons	0	0	0	0	0								0	0
JBCR Discharge: Client Removed for Behavioral Reasons	0	0	0	0	0								0	0
<b>End of Month</b>	5	7	5	4									21	29
Average LOS in JBCR (Days)	67	46	140	59	38								350	
Average LOS in Jail for JBCR Successful Completions (Days)	67	46	134	56	N/A								303	
Average LOS in Jail for JBCR Unsuccessful Completions (Days)	N/A	N/A	160	61	38									
<b>Average LOS for placement for females to Non-Maximum Secure State Hospital</b>														
Average LOS for placement for females to Non-Maximum Secure State Hospital	192 days	192 days	200 days	188 days	123 days									
<b>Average LOS for placement for females to Maximum-Secure State Hospital</b>														
Average LOS for placement for females to Maximum-Secure State Hospital	384 days	266 days	283 days	125 days	125 days									
<b>Total Jail Beds Saved</b>														
Total Jail Beds Saved	209	211	146	160	77								803	184
<b>Total Cost Savings in Jail Bed Days</b>														
Total Cost Savings in Jail Bed Days	\$ 12,537.91	\$ 12,657.89	\$ 8,758.54	\$ 9,598.40	\$ 4,619.23								\$ 48,171.97	\$ 11,038.16

**Monthly JIMI/STELLA Jail Mental Health Flag Report**

**2020 TOTALS**

	Total Bookins	Total Unique Individuals Flagged for Mental Health	Mental Health Flag Categories:	NorthStar ID	NTBHA ID	TLETS Match	PAP Flag	MH AIS Flag
<b>YEARLY 2020 TOTAL</b>	45,625	28,951		7,089	8,294	11,248	3,136	20,078
			Percentages	24.57%	29.00%	39.43%	10.75%	69.30%

**2021 TOTALS**

MONTH	Total Bookins	Total Unique Individuals Flagged for Mental Health	Mental Health Flag Categories:	NorthStar ID	NTBHA ID	TLETS Match	PAP Flag	MH AIS Flag
Jan-21	3,843	2,442		594	774	889	312	1,764
			Percentages	24.32%	31.70%	36.40%	12.78%	72.24%
Feb-21	3,196	2,070		504	609	694	247	1,553
			Percentages	24.35%	29.42%	33.53%	11.93%	75.02%
Mar-21	4,576	2,921		684	867	1,014	356	2,174
			Percentages	23.42%	29.68%	34.71%	12.19%	74.43%
Apr-21	4,203	2,782		622	826	897	334	2,165
			Percentages	22.36%	29.69%	32.24%	12.01%	77.82%
May-21	4,116	2,705		592	865	932	310	2,084
			Percentages	21.89%	31.98%	34.45%	11.46%	77.04%
Jun-21								
			Percentages					
Jul-21								
			Percentages					
Aug-21								
			Percentages					
Sep-21								
			Percentages					
Oct-21								
			Percentages					
Nov-21								
			Percentages					
Dec-21								
			Percentages					

**\*Note:** Data listed above is reflective of unique individuals who receive at least one mental health flag from one of the identified categories. Individuals may be flagged in more than one category. Percentages above are indicative of that specific mental health flag category only.

**Mental Health Flag Categories Explained**

NorthStar ID:	Individuals who have an identified service utilization history and service ID from the previous mental health Northstar system
NTBHA ID:	Individuals who have an identified service utilization and service ID from the current mental health NTBHA system
TLETS Match:	Texas Law Enforcement Telecommunications System, Flags sent from DPS that shows individuals who have any history of state-paid MH service
PAP Flag:	Parkland Jail Health Psychological Assessment Program
MH AIS Flag:	Individuals flagged for mental health concerns through the bookin process (from the gold form)