



## **Jail Population Committee Meeting Agenda**

**August 13, 2021, 10:00 a.m.**

Virtual Microsoft Teams Meeting:

Call-in Line:+1 469-208-1731; Conference ID: 233 480 72#

**PowerBI Dashboard-Public Access Link:**

<https://www.dallascounty.org/departments/criminal-justice/jail-population.php>

**I. Jail Population- Snapshot 08/06/2021 – 5,613**

- Detention Early Warning Report (DEWR) Glossary *(page 2)*
- JULY 2021 DEWR *(page 3)*
- JULY Highlights: **HIGH:** 07/26 of **5,591** & **Low:** 07/02 of **5,383** Range: of **208**
- DEWR Bucket Comparison & Addendum *(page 4)*
- DEWR Bucket Monthly Averages *(page 5 & 6)*
- Jail Population Monthly Averages & graphs/charts *(pages 7 thru 10)*
  - 07/21: 5,512 (+41)
  - 06/21: 5,471 (+71)
  - 05/21: 5,400 (-150)
- Book-in Averages (6 mo.): JUL.139, JUN.142, MAY 133, APR. 140, MAR. 148, FEB. 114
- Release Averages (6 mo.): JUL.133, JUN.143, MAY 133, APR. 145, MAR. 151, FEB. 112
- July Book-in (Gender, Homeless, Mental Health) graphs/charts *(pages 11 & 12)*
- Release totals by category & addendum *(pages 13 & 14)*
- Average length of stay based on release reason & addendum *(pages 15 & 16)*
- Waivers by Court and by Month *(page 17)*
- Felony Courts Monthly Dispositions & Pending Dispo by Court *(pages 18 & 19)*
- Special Programs list: As of 08/02/2021-240 waiting; Wilmer-86, RT-31, ISF-93, MH-30

**II. District Attorney's Office Activities**

- Community Response Team/ State Jail Unit (SJU)- **James Bagnall**
- Intake/Grand Jury Unit- **Ellyce Lindberg/ MaryAnne Gallagher**
- DA's cases pending lab analysis- **Dr. Brittany Casey**
- Pretrial Bond Review Hearing-**Kim Nesbitt**

**III. Public Defender's Office Activities- Lynn Richardson**

- Monthly Court Stats/Mental Health Stats /Mental Health PR Bonds – Attorney Case Appointments

**IV. Jail Population Management Team**

- Pretrial Services- **Duane Steele/ Jeff Segura**
- Data Management Unit (DMU)- **Jimmy Patterson**
- County Criminal Courts Initiative- **Pat Johnson**
- Texas Department of Criminal Justice (TDCJ) Activity Reports- **Tiffany Johnson**
- Parole Initiatives- **Alethea Robinson**
- CSCD Updates/ATRS Stats- **Dr. Jill Johansson-Love**
- GMJ Update- **Suzanne Bradford**

**IV. Mental Health Updates- Laura Edmonds**

- State Hospital Waitlist Reports
- Jail Based Competency Restoration Monthly Report
- Monthly JIMI/STELLA Jail Mental Health Flag Report

# Detention Early Warning Report (DEWR)-Glossary

The DEWR is a 32 line item report which provides a snapshot of the Dallas County Jail Population, capturing the primary case status/category (also referred to as a “bucket”). The DEWR consists of pre-disposition Felony and Misdemeanor cases, and those adjudicated which are awaiting release or transfer.

1	Felony not filed:	Felony arrest made by local law enforcement agencies (LEA's), case has not been accepted by the District Attorney (DA).
2	Felony pending Grand Jury (GJ):	Felony cases accepted for prosecution and awaiting presentation to the GJ.
	Felony not including State Jail	
3	Felonies (SJF):	Felony offenses excluding SJF which have been indicted by the GJ and are now pending in the felony courts.
4	SJF pending disposition:	SJF offenses which have been indicted by the GJ and are now pending in the felony courts.
5	Probation Violators (PV) Felony:	Defendants (Def's) in jail for various violations of the terms and conditions of their felony probation.
	Texas Department of Criminal Justice (TDCJ) over 10 years on appeal or TDC no appeal-	Def's received a felony conviction and were sentenced to TDCJ >10 years; the case may or may not be on appeal. Def is not eligible for bond.
6	Bench Warrants:	Def's being held as a witness in another Def's case; will be transferred back to TDCJ once the case is resolved.
7	TDCJ 10 years or less on appeal:	Def's received a felony conviction and were sentenced to TDCJ <10 years and are appealing their sentence; may be eligible to post bond.
8	Sentenced to SJF:	Def's received a felony conviction and were sentenced to a State Jail Facility, awaiting transfer.
9	SJF on appeal:	Def's received a felony conviction and were sentenced to a State Jail Facility and filed an appeal; may be eligible to post bond
10	SJF serving in county jail:	Def's received a felony conviction and were sentenced to time in the county jail.
11	Misdemeanor not filed:	Def's arrested for a misdemeanor offense by a local LEA; case has not been filed by the DA's office in the county courts.
12	Misdemeanor filed pending:	Def's charged with a misdemeanor offense and their cases have been filed with the county courts and are pending disposition
13	Misdemeanor PV:	Def's in jail for various violations of the terms and conditions of their county court probation.
	Serving County Time as a Condition of Probation:	Def's held in county jail as a condition of probation (sanction). Not eligible for good time credit.
14	Serving County Time & Fines:	Def's sentenced to jail time and are serving their sentence.
	Serving Fines and Court Cost only:	Def's serving time for fines and court cost only.
15	Out of County/State Hold:	Def's being held for another county or jurisdiction. Upon completion of their Dallas County jail time, agencies typically have 10 days to pick up the defendant or they are released.
16	Parole Violations:	Def's in jail for various violations of the terms and conditions of their felony parole.
17	SAFPF (Substance Abuse Felony Punishment Facility):	Def's ordered to a substance abuse treatment facility as a condition of felony probation and are awaiting transfer to that facility.
18	Special Programs:	Def's being held for Wilmer Judicial Treatment Center, Electronic Leg Monitor (ELM), or other community treatment programs.
19	Other Incompetent:	Def's being held in county jail awaiting transfer to a State Mental Health Facility.
20	US Marshal:	Dallas County contracts as a US Marshal holding facility.
21	Contempt in Jail:	Def's in jail for contempt of court.
22	Contempt Furlough:	Def's temporarily released from the jail.
23	Peace Bond:	Court ordered cash bond designed to keep the peace and protect a person or property from a threat (rarely used).
24	Texas Youth Commission (TYC):	Def's being held for transfer to TYC; TYC is now Texas Juvenile Justice Department (TJJD).
25	Immigration:	Def's detained by U.S. Immigration and Customs Enforcement (ICE) being held for transfer to a federal facility for immigration detainees.
26	Class C Misdemeanor only:	Citations which result in a fine, serving time in jail.
27	Contract Inmates:	Contract Holds for another County or Jurisdiction (overflow).
28	US Military:	Temporary hold for US Military.
29	Default:	Def's in transit: recently booked into jail (on the floor), have not been classified, and/or assigned to a jail/tank/housing unit
30		
31		
32		

## Detention Early Warning Report (DEWR) July 2021

	7/1	7/2	7/3	7/4	7/5	7/6	7/7	7/8	7/9	7/10	7/11	7/12	7/13	7/14	7/15	7/16	7/17	7/18	7/19	7/20	7/21	7/22	7/23	7/24	7/25	7/26	7/27	7/28	7/29	7/30	7/31	Avg	
Felony not filed	455	430	418	447	485	509	421	437	444	460	507	524	510	515	504	505	477	514	534	531	521	492	497	500	528	556	515	505	526	504	499	<b>493</b>	
Felony pend. Grand Jury	643	670	690	689	685	684	717	726	740	747	745	742	764	766	771	771	751	746	745	737	739	737	703	710	704	701	715	704	690	665	677	<b>719</b>	
Felony not incl. SJF	2040	2019	2006	2007	2009	2004	1994	1988	1981	1960	1964	1964	1961	1961	1964	1963	1970	1972	1971	1987	1988	2003	2035	2019	2017	2014	2031	2046	2069	2088	2095	<b>2003</b>	
SJF pend dispo	287	280	273	274	277	276	284	278	272	271	274	275	279	275	270	283	296	295	296	302	296	298	301	288	288	289	286	286	283	288	287	<b>284</b>	
PV-Felony	322	331	334	338	343	346	351	349	362	370	375	376	373	370	371	368	370	373	381	379	364	353	348	354	357	361	360	363	356	346	346	<b>358</b>	
TDC over 10y/appeal	266	272	282	282	279	272	280	276	251	259	259	259	236	224	229	239	250	250	250	255	223	228	239	254	254	254	253	259	233	240	251	<b>253</b>	
Bench Warrants	36	35	34	34	34	32	32	35	35	36	36	36	36	37	38	37	39	39	39	38	37	37	38	38	38	39	40	39	37	37	37	<b>37</b>	
TDC<10yr/appeal	6	6	6	6	6	6	6	6	6	6	6	6	6	5	5	5	5	5	5	5	5	5	5	5	5	5	5	5	5	5	5	<b>5</b>	
Sentd. SJF	84	90	93	93	92	89	79	82	83	81	81	81	80	81	82	82	87	87	86	82	75	80	84	92	92	92	92	97	92	93	94	<b>86</b>	
SJF on appeal	0	0	0	0	0	0	0	0	0	0	0	0	0	0	0	0	0	0	0	0	0	0	0	0	0	0	0	0	0	0	0	<b>0</b>	
SJF serv in co jail	16	17	16	15	15	15	17	17	17	19	17	15	14	13	11	11	12	11	10	11	13	14	14	14	14	14	14	12	13	12	13	<b>14</b>	
Misd. not filed	70	63	57	68	93	105	105	84	75	62	72	78	67	68	63	59	55	69	86	89	79	76	63	61	83	90	77	71	78	83	68	<b>75</b>	
Misd. filed pend.	132	132	135	139	142	143	152	149	143	140	139	138	144	133	139	131	131	128	128	128	136	131	141	147	147	148	156	155	160	153	153	<b>141</b>	
Misd-PV	2	1	2	3	3	3	1	1	1	1	2	1	1	1	1	1	1	1	1	1	1	1	1	1	1	1	1	1	1	1	1	<b>1</b>	
Serv in jail (Cond of Prob)	26	27	26	24	22	21	17	16	19	21	19	18	20	20	20	18	17	14	13	15	17	19	24	22	20	17	19	20	21	23	23	<b>20</b>	
Serving Co time & fines	19	20	22	22	19	19	20	19	22	19	18	17	19	21	22	21	22	22	22	22	24	23	22	26	20	18	17	17	18	21	22	<b>20</b>	
Serv fines/CT cost only	0	0	0	0	0	0	0	0	0	0	0	0	0	0	0	0	0	0	0	0	0	0	0	0	0	0	0	0	0	0	0	<b>0</b>	
Out of county/state	57	44	55	62	67	71	74	57	55	66	72	76	62	49	58	67	73	73	68	60	60	56	58	61	69	69	64	53	54	56	65	<b>62</b>	
Parole Violations	243	247	253	260	263	258	261	259	251	255	258	248	245	246	248	244	243	244	245	226	227	228	222	222	226	227	219	222	219	219	226	<b>240</b>	
SAFPF	147	150	151	151	151	149	143	145	148	151	151	151	141	131	132	139	143	144	143	134	138	140	145	147	147	147	149	154	157	158	158	<b>146</b>	
Special Programs	146	155	163	163	164	142	136	147	158	166	166	156	138	147	138	143	152	153	146	148	152	164	173	182	182	168	152	152	158	161	175	<b>156</b>	
Other- Incompetent	278	283	281	281	281	281	279	280	277	280	280	280	281	269	266	275	282	282	282	284	281	283	283	282	282	282	281	282	280	289	289	<b>281</b>	
U.S. Marshal holds	49	46	46	46	46	44	45	45	46	47	47	47	46	46	47	47	47	47	47	48	48	48	48	46	46	44	44	39	37	34	34	<b>45</b>	
Contempt-in Jail	1	0	1	1	1	1	2	2	2	3	3	3	1	1	1	1	1	2	2	2	1	1	0	0	0	0	0	1	1	0	1	<b>1</b>	
Contempt-Furlough	0	0	0	0	0	0	0	0	0	0	0	0	0	0	0	0	0	0	0	0	0	0	0	0	0	0	0	0	0	0	1	<b>0</b>	
PEACE Bond	0	0	0	0	0	0	0	0	0	0	0	0	0	0	0	0	0	0	0	0	0	0	0	0	0	0	0	0	0	0	0	<b>0</b>	
TYC hold	0	0	0	0	0	0	0	0	0	0	0	0	0	0	0	0	0	0	0	0	0	0	0	0	0	0	0	0	0	0	0	<b>0</b>	
Immigration hold	0	4	5	5	0	1	1	2	3	3	3	0	0	3	1	2	3	3	0	1	0	2	2	1	1	1	1	0	0	0	1	<b>2</b>	
Class C Misd. only	0	0	0	0	0	0	0	0	0	0	0	0	0	0	0	0	0	0	0	0	0	0	0	0	0	0	0	0	0	0	0	<b>0</b>	
Contract inmates	0	0	0	0	0	0	0	0	0	0	0	0	0	0	0	0	0	0	0	0	0	0	0	0	0	0	0	0	0	0	0	<b>0</b>	
U.S. Military hold	0	0	0	0	0	0	0	0	0	0	0	0	0	0	0	0	0	0	0	0	0	0	0	0	0	0	0	0	0	0	0	<b>0</b>	
Default	72	61	76	96	63	64	78	75	76	80	61	70	69	78	73	81	69	74	53	59	61	83	57	84	66	54	58	83	45	60	49	<b>69</b> JAIL BED	
Jail Population w/ Furlough added	5397	5383	5425	5506	5540	5535	5495	5475	5467	5503	5555	5561	5493	5460	5454	5493	5496	5548	5553	5544	5486	5502	5503	5557	5588	5591	5549	5566	5533	5536	5570	5512	170864
Actual Jail Population	5397	5383	5425	5506	5540	5535	5495	5475	5467	5503	5555	5561	5493	5460	5454	5493	5496	5548	5553	5544	5486	5502	5503	5556	5587	5591	5549	5566	5533	5536	5569	5512	170861

INTAKES  
RELEASES  
VARIANCE

	L																H																SUM
INTAKES	132	149	140	129	133	120	145	171	161	140	89	148	141	174	159	145	144	113	146	138	140	160	160	121	119	133	151	139	135	131	97	139	4303
RELEASES	145	150	71	64	86	199	163	144	196	71	62	143	242	179	136	172	72	83	133	181	183	156	128	73	82	146	182	134	169	116	75	133	4136
VARIANCE	13	1	-69	-65	-47	79	18	-27	35	-69	-27	-5	101	5	-23	27	-72	-30	-13	43	43	-4	-32	-48	-37	13	31	-5	34	-15	-22	-5	-167

AVG LENGTH OF STAY 46	Total Bookins	<b>4,303</b>	Total Releases	<b>4,136</b>	Total Jail Bed Days	<b>170,861</b>	=	<b>\$</b>	<b>10,111,547</b>
-----------------------	---------------	--------------	----------------	--------------	---------------------	----------------	---	-----------	-------------------

## DEWR BUCKET COMPARISON

BUCKET NAMES	JUL 2020 vs 2021	July 20	July 21	May 21	Jun 21	July 21	JUN vs JUL
Variance							
Jail Population Avg.	468	5044	5512	5400	5471	5512	41
<b>SPECIAL FOCUS</b>							
Felony pend Grand Jury	427	292	719	490	566	719	153
Felony Not Filed	142	351	493	529	477	493	16
Probation Viol. Felony	108	250	358	344	345	358	13
Special Programs	56	100	156	170	155	156	1
Incompetent	55	226	281	274	281	281	0
Misdemeanors pending	38	103	141	130	129	141	12
State Jail Felony Pend.	31	253	284	267	290	284	-6
<b>TRENDING UP</b>							
SAFPF	13	133	146	152	156	146	-10
Serv as Cond of Prob.	8	12	20	18	20	20	0
Serving County Time	7	13	20	19	23	20	-3
Out of Co/State	5	57	62	59	74	62	-12
SJF-Serv Co.Jail (12.44a)	5	9	14	12	14	14	0
<b>TRENDING DOWN</b>							
Fel.pend excl.SJF	-70	2073	2003	2079	2070	2003	-67
Parole Violator only	-47	287	240	240	250	240	-10
U.S. Marshal	-43	88	45	49	45	45	0
Sentenced to SJF	-42	128	86	98	90	86	-4
TDC<10yr/appeal	-17	22	5	8	7	5	-2
<b>STABLE</b>							
Bench Warrants	-3	40	37	35	35	37	2
Immigration	-3	5	2	1	2	2	0
Contempt in Jail	0	1	1	1	1	1	0
Class C Misd. only	0	0	0	0	0	0	0
TYC	0	0	0	0	0	0	0

DEWR BUCKET MONTHLY AVERAGES

	Jul 19	Jul 20	Jan 21	Feb 21	Mar 21	Apr 21	May 21	Jun 21	Jul 21	2021 Avg
Felony not filed	373	367	505	545	579	590	529	477	493	531
Felony pend GJ	689	320	574	486	407	376	490	566	719	517
Fel.pend excl.SJF	1576	2005	2104	2180	2203	2189	2079	2070	2003	2118
State Jail Fel only	258	250	285	303	303	273	267	290	284	286
PV-Felony	305	258	354	344	334	342	344	345	358	346
TDC over 10yrs	208	573	258	336	319	311	302	297	253	297
Bench Warrants	43	41	30	27	33	35	35	35	37	33
TDC <10y/appeal	15	21	10	10	10	9	8	7	5	8
Sentenced SJF	36	155	111	109	104	108	98	90	86	101
Sentd SJF/appeal	2	2	0	0	0	0	0	0	0	0
SJF-Serv Co Jail	36	10	13	11	15	12	12	14	14	13
Misdmnr not filed	138	64	77	66	69	68	60	73	75	70
Misdmnr filed-pend	196	117	152	147	131	136	130	129	141	138
PV-Misdmnr	0	1	2	1	1	3	1	1	1	1
Serv as Con of Prob	52	13	14	14	15	14	18	23	20	17
Serv Co time/ fines	35	10	12	13	19	20	19	20	20	18
Serv fines/ fees only	0	0	0	0	0	0	0	0	0	0
Out of Co/State	56	50	102	90	76	76	59	74	62	77
Parole Vio.	276	307	229	241	239	238	240	250	240	240
SAFPF	194	158	130	119	161	141	152	156	146	144
Sp.Pgrms	232	116	195	226	232	208	170	155	156	192
Incompetent	167	233	271	262	267	265	274	281	281	272
US Marshall	60	88	88	89	81	68	49	45	45	66
Cntmpt-in Jail	17	2	0	1	1	1	1	1	1	1
Furlough	0	0	0	0	0	0	0	0	0	0
PEACE Bond	0	0	0	0	0	0	0	0	0	0
TYC hold	0	0	0	0	0	0	0	0	0	0
Immigration hold	5	5	7	3	2	2	1	2	2	3
Class C only	6	0	0	0	0	0	0	0	0	0
Contract	0	0	0	0	0	0	0	0	0	0
US Military	0	0	0	0	0	0	0	0	0	0
Default	60	39	70	66	67	62	62	70	69	67
Furlough added	5033	5205	5593	5690	5668	5550	5400	5471	5512	5555
<b>Jail Population Actual</b>	<b>5033</b>	<b>5205</b>	<b>5592</b>	<b>5690</b>	<b>5668</b>	<b>5550</b>	<b>5400</b>	<b>5471</b>	<b>5512</b>	<b>5555</b>

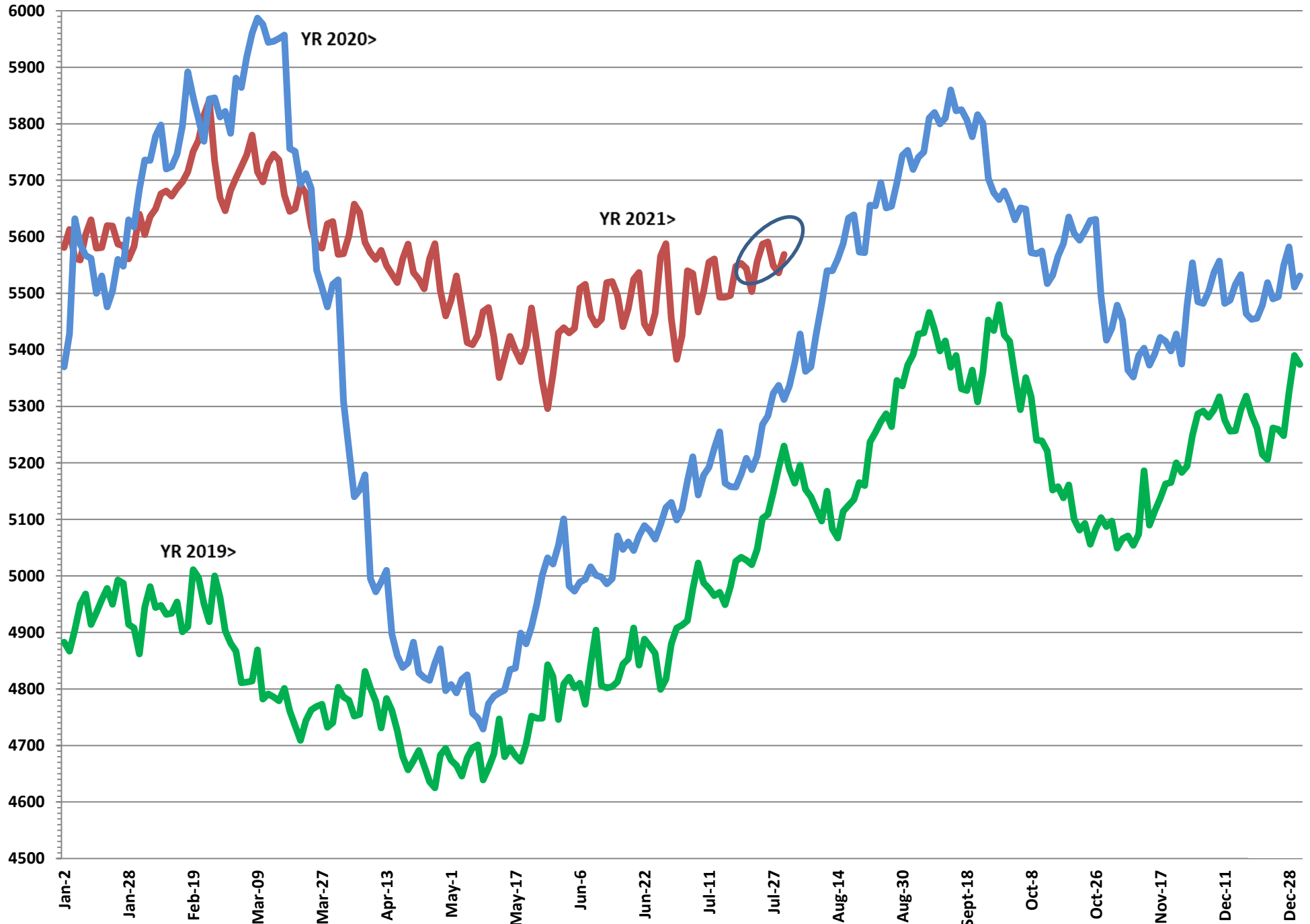
<b>INTAKES</b>	177	104	124	114	148	140	133	142	139	134
<b>RELEASES</b>	167	96	119	112	151	145	133	143	133	134
<b>VARIANCE</b>	-10	-8	-5	-2	3	5	0	1	-6	0

Dallas County Jail Population 3-year statistical summary for 2019, 2020 & 2021

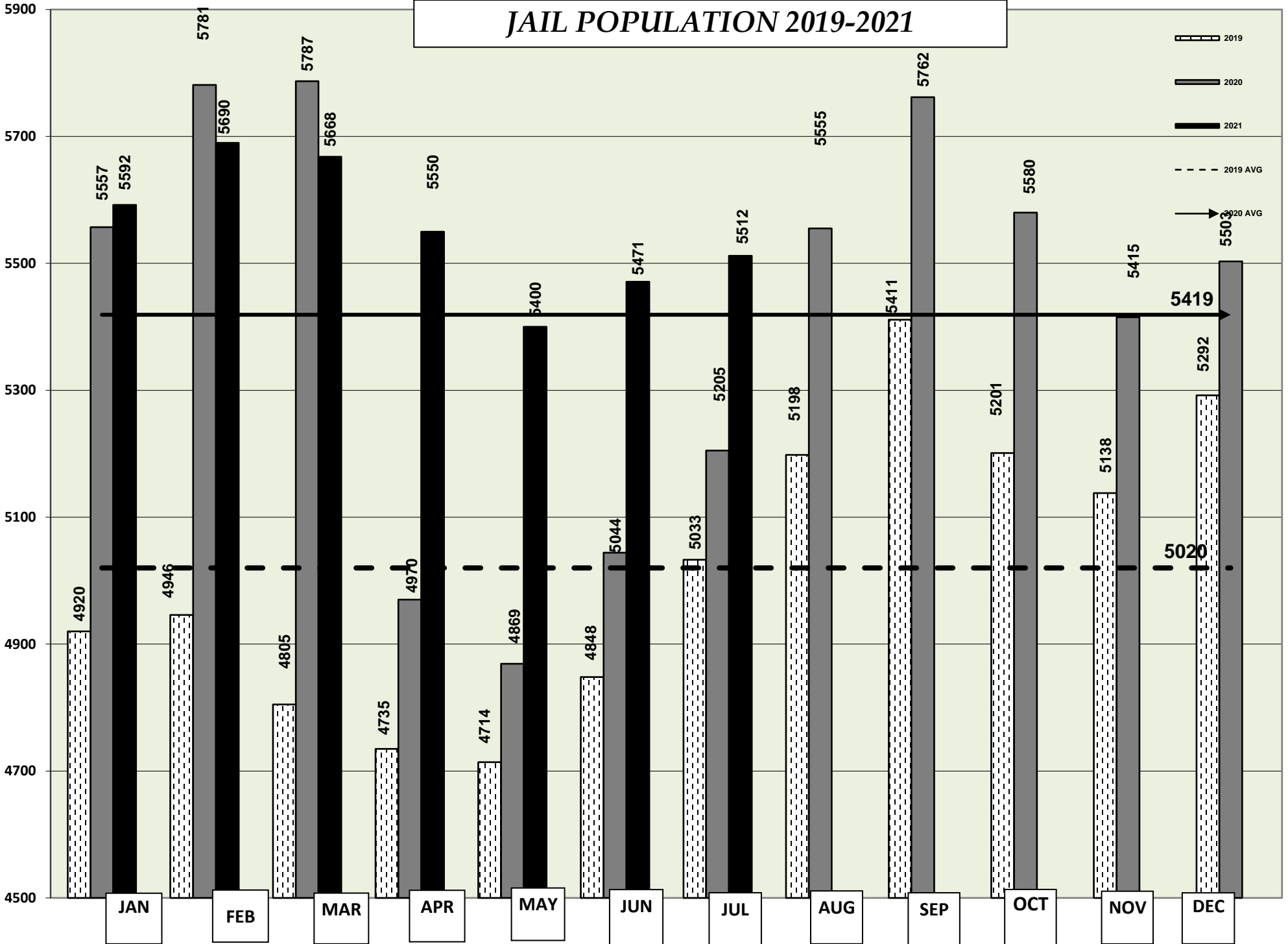
<b>JAIL POPULATION MONTHLY AVERAGES</b>							
<b>2019</b>	<b>Jail Pop AVG</b>	<b>2019</b>	<b>2020</b>	<b>Jail Pop AVG</b>	<b>2020</b>	<b>2021</b>	<b>Jail Pop AVG</b>
<b>Jan-19</b>	4920	5020	<b>Jan-20</b>	5557	5419	<b>Jan-21</b>	5592
<b>Feb-19</b>	4946	5020	<b>Feb-20</b>	5781	5419	<b>Feb-21</b>	5690
<b>Mar-19</b>	4805	5020	<b>Mar-20</b>	5787	5419	<b>Mar-21</b>	5668
<b>Apr-19</b>	4735	5020	<b>Apr-20</b>	4970	5419	<b>Apr-21</b>	5550
<b>May-19</b>	4714	5020	<b>May-20</b>	4869	5419	<b>May-21</b>	5400
<b>Jun-19</b>	4848	5020	<b>Jun-20</b>	5044	5419	<b>Jun-21</b>	5471
<b>Jul-19</b>	5033	5020	<b>Jul-20</b>	5205	5419	<b>Jul-21</b>	5512
<b>Aug-19</b>	5198	5020	<b>Aug-20</b>	5555	5419	<b>Aug-21</b>	
<b>Sep-19</b>	5411	5020	<b>Sep-20</b>	5762	5419	<b>Sep-21</b>	
<b>Oct-19</b>	5201	5020	<b>Oct-20</b>	5580	5419	<b>Oct-21</b>	
<b>Nov-19</b>	5138	5020	<b>Nov-20</b>	5415	5419	<b>Nov-21</b>	
<b>Dec-19</b>	5292	5020	<b>Dec-20</b>	5503	5419	<b>Dec-21</b>	
<b>YR AVG</b>	<b>5020</b>		<b>YR AVG</b>	<b>5419</b>		<b>YR AVG</b>	<b>5555</b>

<b>BOOKINS MONTHLY TOTALS</b>							
<b>2019</b>	<b>Total bookins</b>	<b>2019</b>	<b>2020</b>	<b>Total bookins</b>	<b>2020</b>	<b>2021</b>	<b>Total bookins</b>
<b>Jan-19</b>	5488	5112	<b>Jan-20</b>	5119	3802	<b>Jan-21</b>	3843
<b>Feb-19</b>	5089	5112	<b>Feb-20</b>	4794	3802	<b>Feb-21</b>	3196
<b>Mar-19</b>	5521	5112	<b>Mar-20</b>	4201	3802	<b>Mar-21</b>	4576
<b>Apr-19</b>	5102	5112	<b>Apr-20</b>	2891	3802	<b>Apr-21</b>	4203
<b>May-19</b>	5470	5112	<b>May-20</b>	3103	3802	<b>May-21</b>	4116
<b>Jun-19</b>	4990	5112	<b>Jun-20</b>	2910	3802	<b>Jun-21</b>	4255
<b>Jul-19</b>	5478	5112	<b>Jul-20</b>	3220	3802	<b>Jul-21</b>	4303
<b>Aug-19</b>	5589	5112	<b>Aug-20</b>	4037	3802	<b>Aug-21</b>	
<b>Sep-19</b>	5006	5112	<b>Sep-20</b>	3862	3802	<b>Sep-21</b>	
<b>Oct-19</b>	4554	5112	<b>Oct-20</b>	4053	3802	<b>Oct-21</b>	
<b>Nov-19</b>	4509	5112	<b>Nov-20</b>	3781	3802	<b>Nov-21</b>	
<b>Dec-19</b>	4543	5112	<b>Dec-20</b>	3652	3802	<b>Dec-21</b>	
<b>YR AVG</b>	<b>5112</b>		<b>YR AVG</b>	<b>3802</b>		<b>YR AVG</b>	<b>4070</b>
<b>TOTAL</b>	<b>61,339</b>		<b>TOTAL</b>	<b>45,623</b>		<b>TOTAL</b>	<b>28,492</b>

# Dallas County Jail Population 2019 - 2021

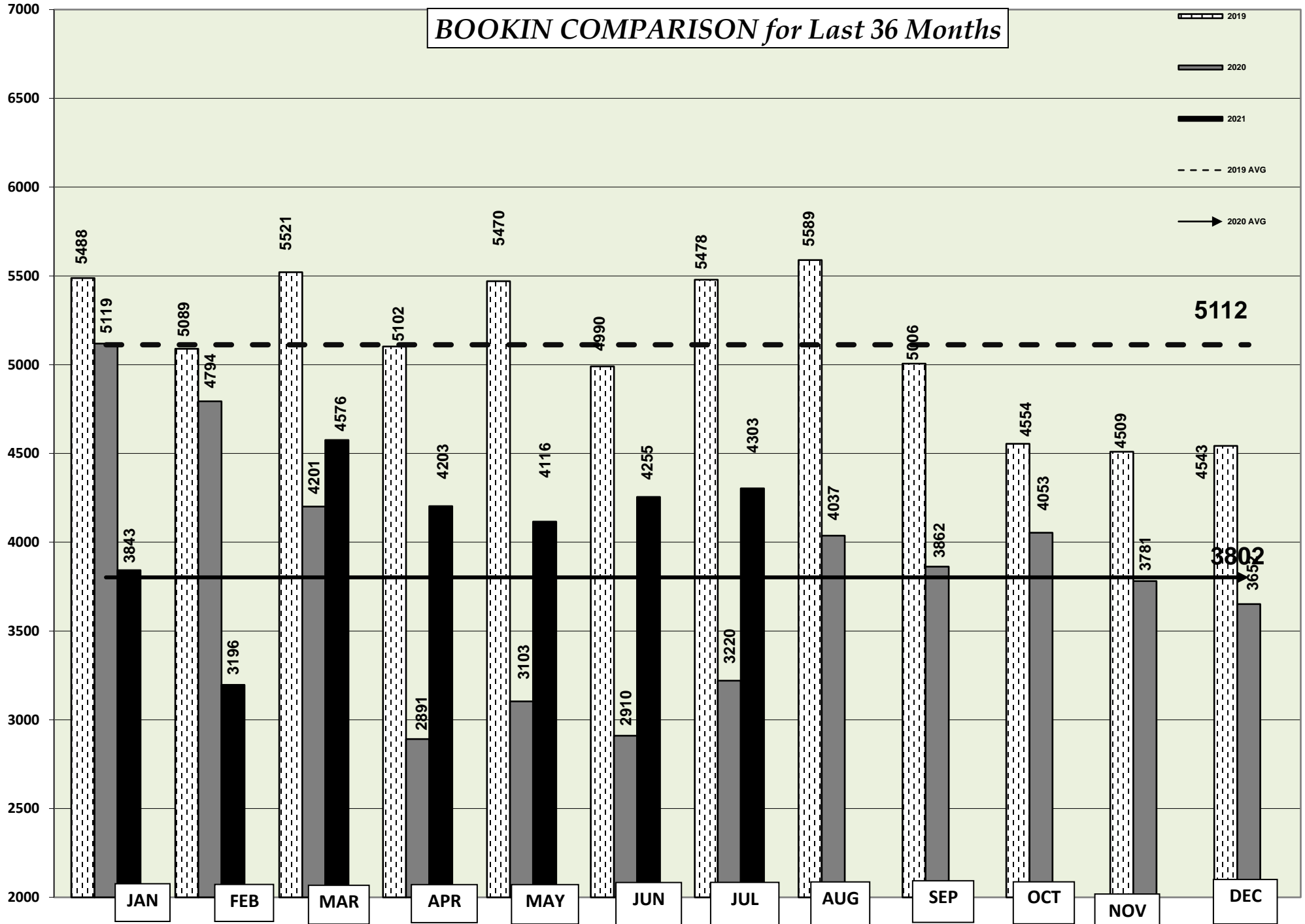


# JAIL POPULATION 2019-2021



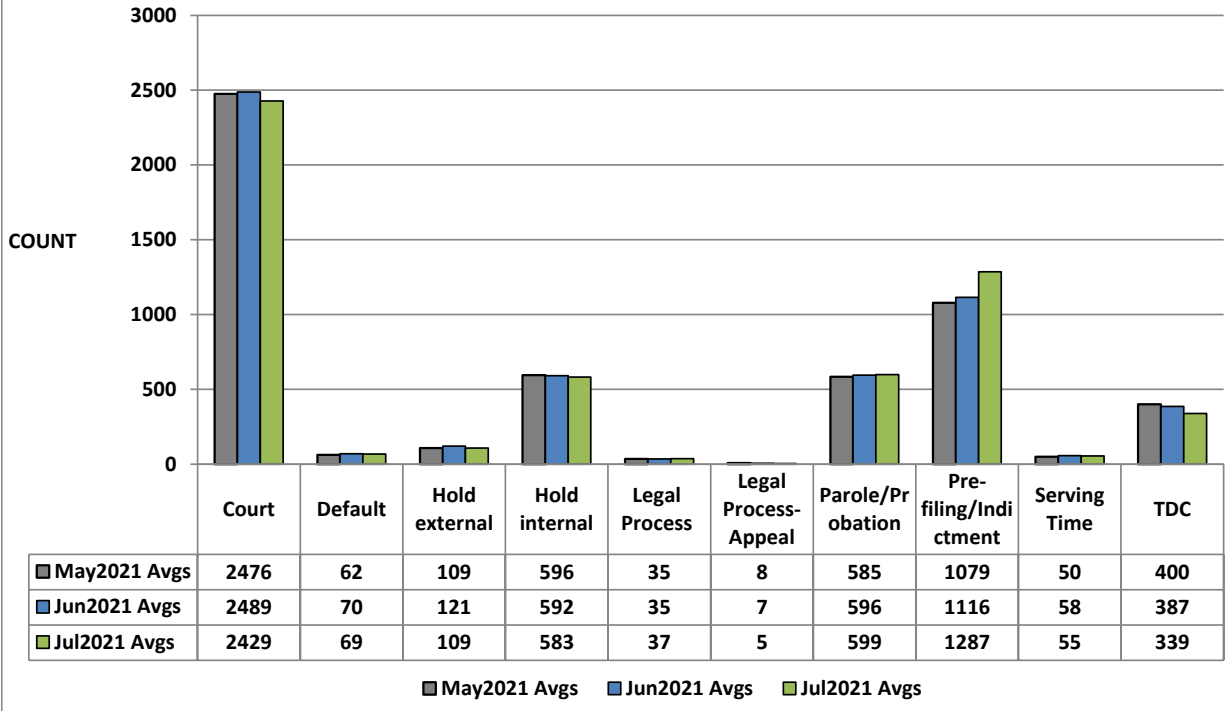


# BOOKIN COMPARISON for Last 36 Months



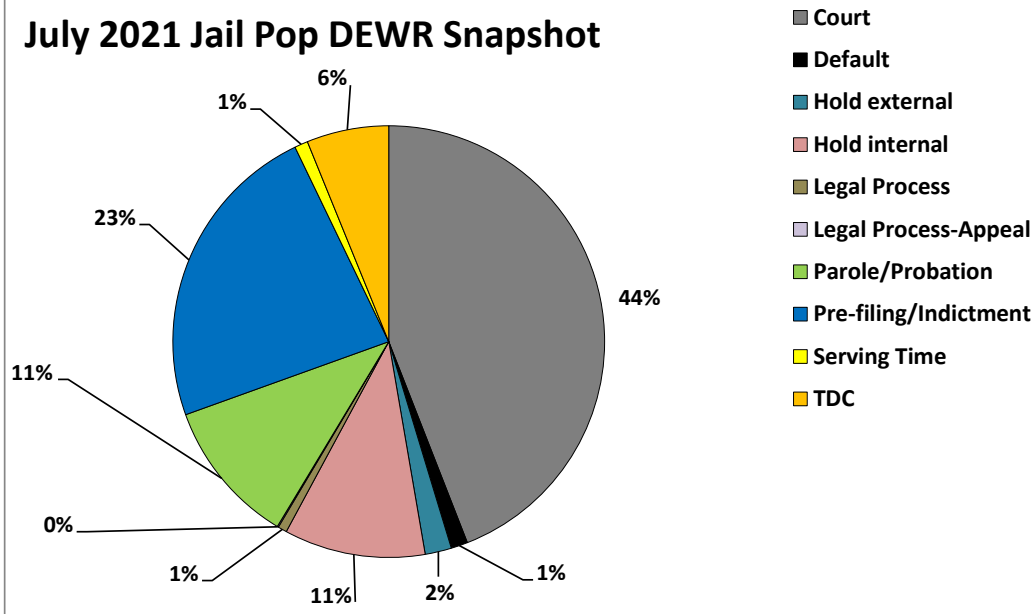
Past 2 months vs July 2021 Snapshot

3-MONTH Jail Pop DEWR BUCKET MONTHLY AVG'S COMPARISON



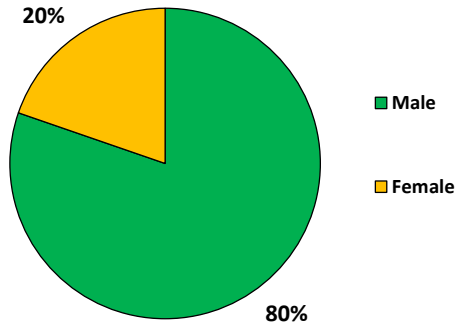
Jail Pop Buckets	Jail Pop Category
Misdnmr filed-pend	Court
Fel.pend excl.SJF	Court
State Jail Fel only	Court
Default	Default
Out of Co/State	Hold external
US Marshal	Hold external
TYC hold	Hold external
Immigration hold	Hold external
Contract	Hold external
US Military	Hold external
SAFPF	Hold internal
Sp.Pgrms	Hold internal
Incompetent	Hold internal
Bench Warrants	Legal Process
TDC <10y/appeal	Legal Process-Appeal
Sentd SJF/appeal	Legal Process-Appeal
Parole Vio.	Parole/Probation
PV-Felony	Parole/Probation
PV-Misdnmr	Parole/Probation
Felony not filed	Pre-filing/Indictment
Felony pend GJ	Pre-filing/Indictment
Misdnmr not filed	Pre-filing/Indictment
SJF-Serv Co Jail	Serving Time
Serv as Con of Prob.	Serving Time
Serv Co time/ fines	Serving Time
Serv fines/ fees only	Serving Time
Cntmpt-in Jail	Serving Time
Class C only	Serving Time
TDC over 10yrs	TDC
Sentenced SJF	TDC

July 2021 Jail Pop DEWR Snapshot

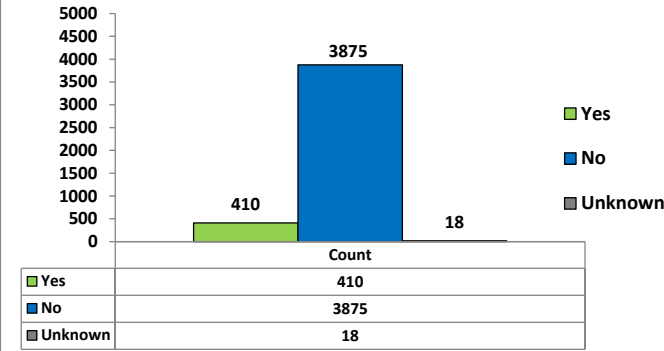


# JULY 2021 BOOK-INS SNAPSHOT

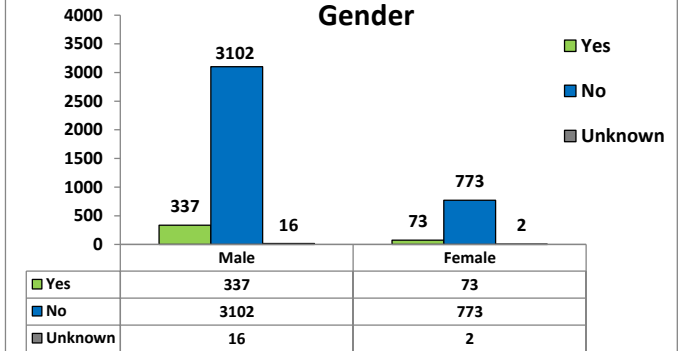
### JULY 2021 BookIn Gender



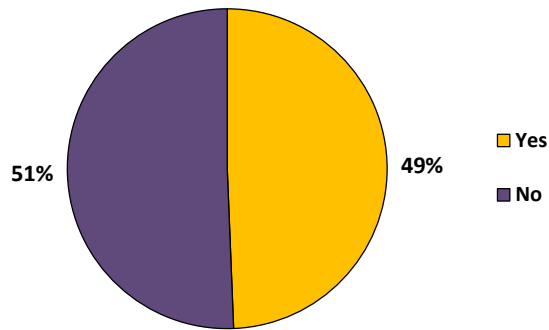
### JULY 2021 BookIn Homelessness



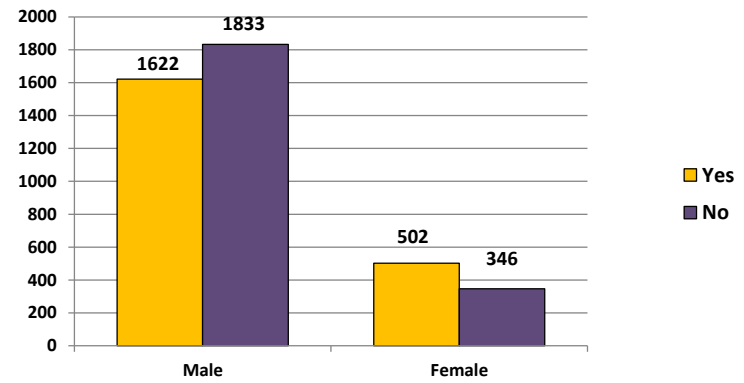
### JULY 2021 BookIn Homelessness by Gender



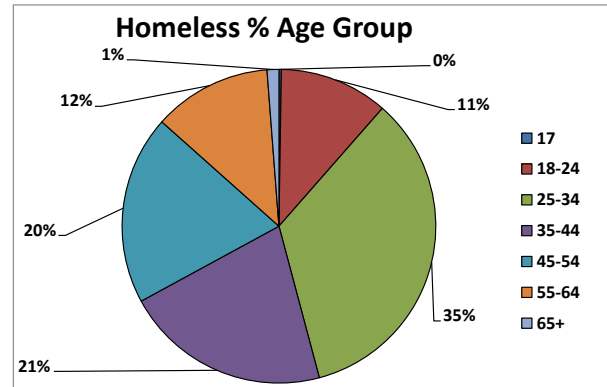
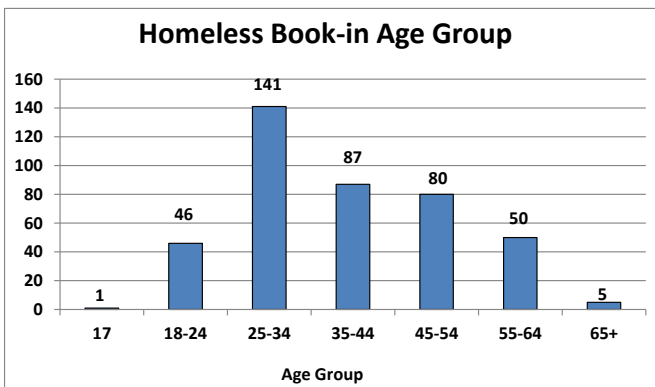
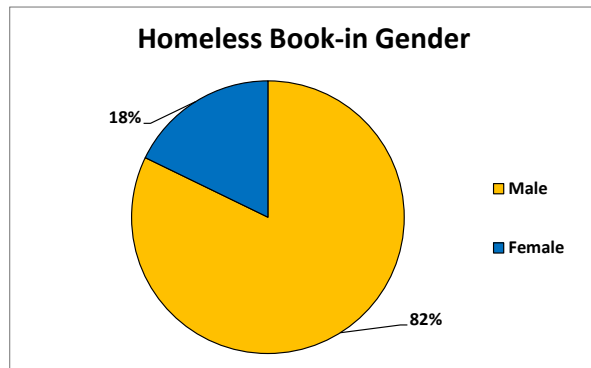
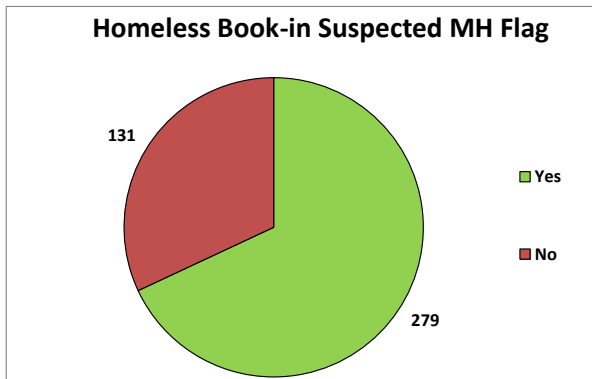
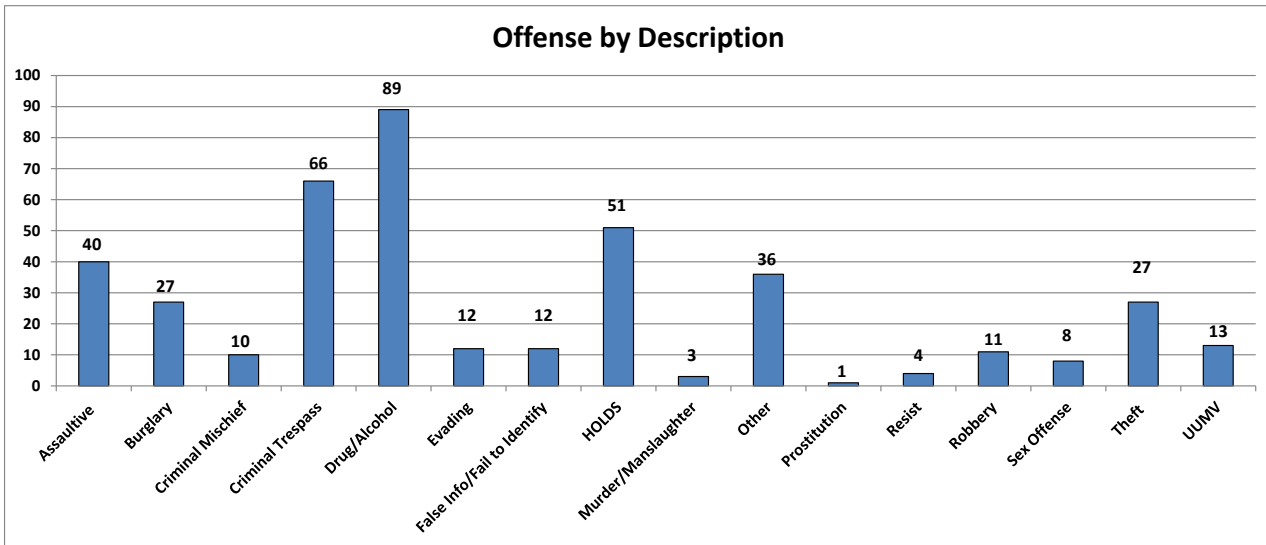
### JULY 2021 BookIn Suspected MH Flag



### JULY 2021 BookIn Suspected MH Flag by Gender



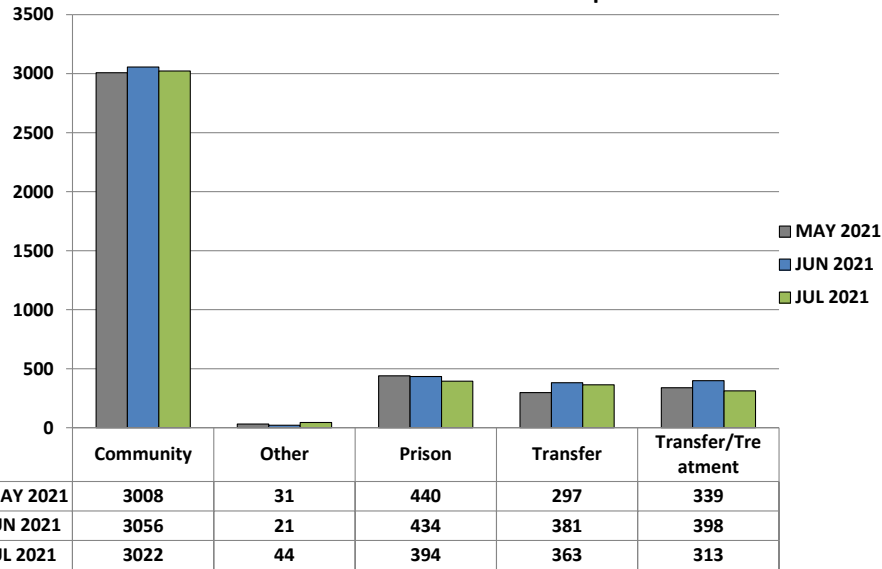
# Homeless July 2021 Book-ins



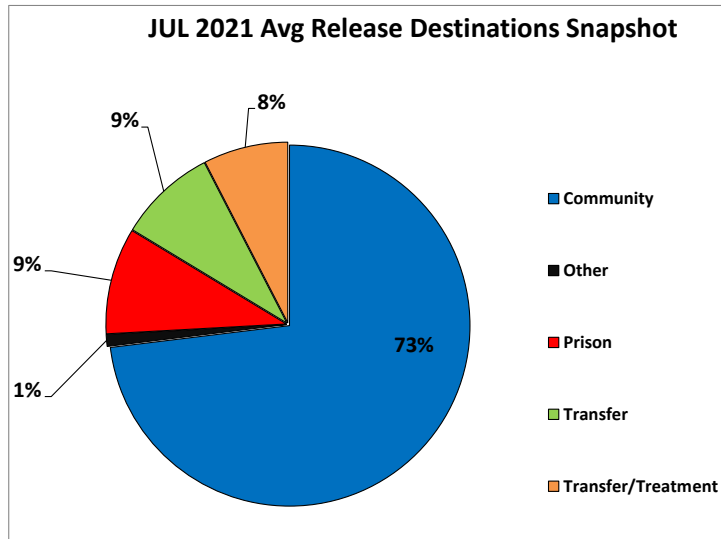
MONTHLY RELEASE TOTALS BY CATEGORY

RELEASE CATEGORY	Jun 19	Jun 20	Jan 21	Feb 21	Mar 21	Apr 21	May 21	Jun 21	Jul 21
BENCH WARRANT-READY TO RETURN	0	0	0	0	0	0	0	0	0
BOND REINSTATED	0	15	26	29	23	29	21	36	30
Currently Not Holding Class Cs	0	0	0	0	0	0	0	0	1
Deceased	0	2	1	0	0	0	0	0	1
DRY WRIT	0	0	0	0	0	0	0	0	0
DRY WRIT-CASE NOT FILED	0	0	0	0	0	0	0	0	0
ERROR-DUPLICATE CASE	0	0	0	0	0	0	0	0	1
ERROR- WRONG CASE #	0	0	0	0	0	1	0	0	0
Escaped	0	0	0	0	0	0	0	0	0
Failed to Report	0	0	0	0	0	0	0	0	0
FELONY REDUCED TO MISDEMEANOR	0	0	0	0	0	0	0	0	0
Failed to Return to Work Release	0	0	0	0	0	0	0	0	0
Finding of Facts Release	5	0	0	0	0	0	0	0	0
HOLD ADDED IN ERROR	0	0	0	0	0	0	0	0	0
Judicial Treatment Center/Wilmer	49	29	31	30	53	69	65	70	46
MISDEMEANOR REDUCED TO CLASS C	0	2	6	6	13	6	3	7	3
MOTION TO RELEASE	0	36	40	31	68	82	59	84	81
No Billed	2	12	8	6	8	5	9	6	10
Other	125	40	36	40	38	41	31	21	42
Paid Fine	0	1	0	1	1	0	1	2	1
Parole in Absentia or Pre Parole Transfer	2	2	0	1	0	0	0	0	0
Parole Warrant Withdrawn	73	47	31	42	34	36	45	66	43
Posted Cash Bond	161	173	233	233	414	379	334	289	323
Posted Personal Recognizance Bond	472	155	97	88	103	86	78	82	102
POSTED PR BOND	0	188	318	205	346	299	278	314	339
Posted Pre-trial Bond	25	8	4	12	7	2	4	5	1
Posted PT Personal Recognizance Bond	14	16	28	21	29	23	17	41	29
Posted Surety Bond	885	1084	1262	1188	1685	1577	1504	1432	1428
Posted Writ Bond	0	0	0	1	0	0	1	2	1
PROBATION DISCHARGED	0	1	13	6	7	9	6	4	4
RELEASE PER SHOCK PROBATION	0	0	0	0	0	0	0	0	0
Released By Order of the Court	121	44	61	46	76	67	77	110	67
Released on Probation	179	155	157	131	199	162	139	163	128
Released per Agency Pick Time Expired	244	1	0	0	0	0	0	0	0
RELEASED PER AGENCY PICK-UP TIME EXPIRED	0	0	1	0	0	0	0	0	0
Released per Art 14.06/Magistrate Order	12	0	0	2	0	2	0	1	0
RELEASED PER CASE REJECTED BY DA	0	21	25	31	33	34	24	25	21
RELEASED PER DISCHARGE IN ABSENTIA	0	2	1	0	9	6	4	5	3
RELEASED PER DPD RELEASE CHARGE	0	9	12	18	18	10	15	14	14
Released per DPD/Class C Only	391	0	0	6	0	0	0	0	1
RELEASED PER FINDING OF FACTS	0	10	22	9	18	23	24	27	22
Released per Investigating Agency	7	5	17	18	4	11	1	4	7
RELEASED PER INVESTIGATIVE AGENCY	0	4	29	32	23	22	19	6	6
RELEASED PER MEDICAL REASONS	0	0	0	0	0	0	0	0	0
RELEASED PER PIA MANDATORY	0	8	2	1	2	0	0	0	0
Released per Teletype	232	20	15	14	24	21	20	33	12
Released to Dallas County Agency	160	1	2	3	5	2	2	2	4
Released to INS/Border Patrol	209	136	132	26	25	24	22	30	31
Released to Investigating Agency	9	2	5	5	17	4	10	4	6
Released to Mental Facility	26	16	13	17	29	25	23	16	12
Released to Military	0	1	0	0	0	0	1	0	0
Released to Out of County Agency	376	128	191	166	274	301	229	322	300
Released to Out of State Agency	37	13	26	15	28	40	32	23	21
RELEASED TO PAROLE OFFICER	0	34	13	20	32	17	21	24	28
Released to Special Program	228	160	300	221	381	296	250	311	255
RELEASED TO TDC	0	0	129	101	168	187	31	223	255
RELEASED TO TDC-ISF	0	0	7	16	15	19	9	7	7
Released to TDCJ	374	0	110	32	116	80	350	167	69
RELEASED TO U.S. MARSHALL	0	0	0	0	0	0	0	0	0
Released to US Marshall	18	9	24	29	37	47	50	37	63
Removed from furlough	0	0	1	0	0	0	0	0	0
SENTENCED TO DEATH	0	0	0	0	0	0	0	0	0
Served Time	373	178	203	208	251	241	256	231	257
Served Time and/or Paid Fine	2	1	1	0	0	1	0	0	1
TRANSFERRED TO INS/BORDER PATROL	0	0	0	0	0	0	0	0	1
TRANSFERRED TO A MENTAL FACILITY	0	0	0	2	1	0	1	1	0
TRANSFERRED TO A FEDERAL AGENCY	0	1	0	2	1	0	1	0	0
TRANSFERRED TO A SPECIAL PROGRAM	0	0	0	1	0	2	0	0	0
WARRANT WITHDRAWN	0	52	52	25	53	59	48	43	59
TOTAL RELEASES	4847	2822	3685	3137	4668	4347	4115	4290	4136

3-MONTH AVG Release Destinations Comparison



JUL 2021 Avg Release Destinations Snapshot



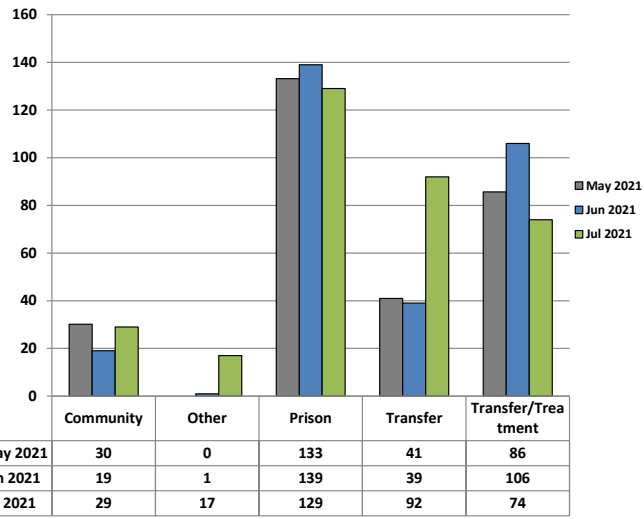
Release Reasons	Release Destination
BENCH WARRANT-READY TO RETURN	Community
BOND REINSTATED	Community
Currently Not Holding Class Cs	Community
Deceased	Other
DRY WRIT	Community
DRY WRIT-CASE NOT FILED	Community
ERROR-DUPLICATE CASE	Other
ERROR- WRONG CASE #	Other
Escaped	Other
Failed to Report	Other
Failed to Return to Work Release	Other
FELONY REDUCED TO MISDEMEANOR	Community
Finding of Facts Release	Community
HOLD ADDED IN ERROR	Community
Judicial Treatment Center/Wilmer	Transfer/Treatment
MISDEMEANOR REDUCED TO CLASS C	Community
MOTION TO RELEASE	Community
No Billed	Community
Other	Other
Paid Fine	Community
Parole in Absentia or Pre Parole Transfer	Community
Parole Warrant Withdrawn	Community
Posted Cash Bond	Community
Posted Personal Recognizance Bond	Community
POSTED PR BOND	Community
Posted Pre-trial Bond	Community
Posted PT Personal Recognizance Bond	Community
Posted Surety Bond	Community
Posted Writ Bond	Community
PROBATION DISCHARGED	Community
RELEASE PER SHOCK PROBATION	Community
Released By Order of the Court	Community
Released on Probation	Community
Released per Agency Pick Time Expired	Community
RELEASED PER AGENCY PICK-UP TIME EXPIRE	Community
Released per Art 14.06/Magistrate Order	Community
RELEASED PER CASE REJECTED BY DA	Community
RELEASED PER DISCHARGE IN ABSENTIA	Community
RELEASED PER DPD RELEASE CHARGE	Community
Released per DPD/Class C Only	Community
RELEASED PER FINDING OF FACTS	Community
Released per Investigating Agency	Community
RELEASED PER INVESTIGATIVE AGENCY	Community
RELEASED PER MEDICAL REASONS	Transfer/Treatment
RELEASED PER PIA MANDATORY	Community
Released per Teletype	Community
Released to Dallas County Agency	Transfer
Released to INS/Border Patrol	Transfer
Released to Investigating Agency	Transfer
Released to Mental Facility	Transfer/Treatment
Released to Military	Transfer
Released to Out of County Agency	Transfer
Released to Out of State Agency	Transfer
RELEASED TO PAROLE OFFICER	Community
Released to Special Program	Transfer/Treatment
RELEASED TO TDC	Prison
RELEASED TO TDC-ISF	Prison
Released to TDCJ	Prison
RELEASED TO U.S. MARSHALL	Prison
Released to US Marshal	Prison
Removed from furlough	Other
SENTENCED TO DEATH	Other
Served Time	Community
Served Time and/or Paid Fine	Community
TRANSFERRED TO A MENTAL FACILITY	Transfer/Treatment
TRANSFERRED TO A FEDERAL AGENCY	Transfer
TRANSFERRED TO A SPECIAL PROGRAM	Transfer/Treatment
TRANSFERRED TO INS/BORDER PATROL	Transfer
WARRANT WITHDRAWN	Community

**AVERAGE LENGTH OF STAY  
IN JAIL BASED ON RELEASE REASON**

RELEASE CATEGORY	2019 Avg	2020 Avg	Jan 2021	Feb 2021	Mar 2021	Apr 2021	May 2021	Jun 2021	Jul 2021	2021 Avg
BENCH WARRANT-READY TO RETURN	0	1	0	0	0	0	0	0	0	0
BOND REINSTATED	1	11	11	20	10	14	10	7	8	11
Currently Not Holding Class Cs	0	0	0	0	0	0	0	0	11	2
Deceased	61	49	30	0	0	0	0	0	8	5
DRY WRIT	0	1	0	0	0	0	0	0	0	0
DRY WRIT-CASE NOT FILED	0	0	0	0	0	0	0	0	0	0
ERROR-DUPLICATE CASE	0	0	0	0	0	0	0	0	147	21
ERROR- WRONG CASE #	0	1	0	0	0	33	0	0	0	5
Escaped	5	0	0	0	0	0	0	0	0	0
Failed to Report	1	0	0	0	0	0	0	0	0	0
Failed to Return to Work Release	0	0	0	0	0	0	0	0	0	0
FELONY REDUCED TO MISDEMEANOR	0	16	0	0	0	0	0	0	0	0
Finding of Facts Release	7	1	0	0	0	0	0	0	0	0
HOLD ADDED IN ERROR	0	1	0	0	0	0	0	0	0	0
Judicial Treatment Center/Wilmer	68	105	112	126	122	135	112	103	101	116
MISDEMEANOR REDUCED TO CLASS C	2	12	19	11	21	19	16	10	34	19
MOTION TO RELEASE	0	8	7	9	7	6	7	6	5	7
No Billed	29	40	40	43	19	23	31	25	44	32
Other	22	10	10	14	8	50	0	9	1	13
Paid Fine	1	1	0	1	0	0	0	1	1	0
Parole in Absentia or Pre Parole Transfer	81	38	0	194	0	0	0	0	0	28
Parole Warrant Withdrawn	43	57	33	53	35	41	45	53	62	46
Posted Cash Bond	1	3	1	3	3	4	2	2	1	2
Posted Personal Recognizance Bond	7	10	8	6	5	5	7	6	10	7
POSTED PR BOND	1	10	7	6	8	9	9	10	6	8
Posted Pre-trial Bond	3	3	2	4	2	1	2	3	1	2
Posted PT Personal Recognizance Bond	5	20	4	6	4	4	3	4	4	4
Posted Surety Bond	5	7	7	7	9	9	6	5	7	7
Posted Writ Bond	4	0	0	4	0	0	3	3	23	5
PROBATION DISCHARGED	5	15	17	52	8	31	20	18	17	23
RELEASE PER SHOCK PROBATION	0	0	0	0	0	0	0	0	0	0
Released By Order of the Court	18	44	36	61	75	68	54	77	84	65
Released on Probation	38	60	77	78	82	84	83	63	64	76
Released per Agency Pick Time Expired	14	7	0	0	0	0	0	0	0	0
RELEASED PER AGENCY PICK-UP TIME EXPIRED	0	0	0	0	0	0	0	0	0	0
Released per Art 14.06/Magistrate Order	27	27	16	1	0	1	0	1	0	3
RELEASED PER CASE REJECTED BY DA	2	11	11	20	20	15	9	16	13	15
RELEASED PER DISCHARGE IN ABSENTIA	2	95	371	0	167	114	274	63	544	219
RELEASED PER DPD RELEASE CHARGE	1	11	13	11	12	8	15	10	10	11
Released per DPD/Class C Only	15	7	0	0	0	0	0	0	1	0
RELEASED PER FINDING OF FACTS	1	7	8	9	7	7	9	8	7	8
Released per Investigating Agency	14	41	12	54	112	230	289	25	14	105
RELEASED PER INVESTIGATIVE AGENCY	1	31	40	62	78	127	149	108	66	90
RELEASED PER MEDICAL REASONS	2	4	0	0	0	0	0	0	0	0
RELEASED PER PIA MANDATORY	0	118	562	512	85	0	0	0	0	166
Released per Teletype	11	33	34	31	58	53	34	10	29	36
Released to Dallas County Agency	12	44	11	110	94	14	45	44	31	50
Released to INS/Border Patrol	34	44	48	55	146	90	137	156	114	107
Released to Investigating Agency	8	15	17	51	26	29	53	35	55	38
Released to Mental Facility	184	257	427	315	415	317	306	323	266	338
Released to Military	1	4	0	0	0	0	26	0	0	4
Released to Out of County Agency	22	39	45	47	43	46	40	39	30	41
Released to Out of State Agency	26	35	40	35	26	24	27	41	23	31
RELEASED TO PAROLE OFFICER	12	61	44	32	53	63	41	152	48	62
Released to Special Program	62	65	82	68	80	83	82	70	79	78
RELEASED TO TDC	18	142	171	213	168	172	140	229	192	184
RELEASED TO TDC-ISF	9	63	74	91	69	74	80	51	86	75
Released to TDCJ	120	115	178	133	173	170	203	246	137	177
RELEASED TO U.S. MARSHALL	0	0	0	0	0	0	0	0	0	0
Released to US Marshal	100	156	157	164	235	248	243	171	231	207
Removed from furlough	1	0	7	0	0	0	0	0	0	1
SENTENCED TO DEATH	0	0	0	0	0	0	0	0	0	0
Served Time	21	37	47	45	52	42	44	44	42	45
Served Time and/or Paid Fine	1	1	1	0	0	1	0	0	1	0
TRANSFERRED TO INS/BORDER PATROL	17	23	0	0	0	0	0	0	486	69
TRANSFERRED TO A MENTAL FACILITY	33	151	0	394	2	0	0	139	0	76
TRANSFERRED TO A FEDERAL AGENCY	0	4	0	1	1	0	0	0	0	0
TRANSFERRED TO A SPECIAL PROGRAM	24	56	0	181	0	27	14	0	0	32
WARRANT WITHDRAWN	9	57	38	31	51	53	43	48	44	44
Avg length stay in-jail for those released in the yr/mon	yr/18	yr/33	mon/42	mon/49	mon/38	mon/37	mon/39	mon/35	mon/46	yr/41
Total/Total Avg Releases for Month/Yr	5216	3871	3685	3137	4668	4347	4115	4290	4136	4054

Now Added 07/2021

### 3-Month Total Avgs of Length of Stay in Jail Based on Release Destination



Release Reasons	Length of Stay in Jail based on Release Destination
BENCH WARRANT-READY TO RETURN	Community
BOND REINSTATED	Community
Currently Not Holding Class Cs	Community
Deceased	Other
DRY WRIT	Community
DRY WRIT-CASE NOT FILED	Community
ERROR-DUPLICATE CASE	Other
ERROR- WRONG CASE #	Other
Escaped	Other
Failed to Report	Other
Failed to Return to Work Release	Other
FELONY REDUCED TO MISDEMEANOR	Community
Finding of Facts Release	Community
HOLD ADDED IN ERROR	Community
Judicial Treatment Center/Wilmer	Transfer/Treatment
MISDEMEANOR REDUCED TO CLASS C	Community
MOTION TO RELEASE	Community
No Billed	Community
Other	Other
Paid Fine	Community
Parole in Absentia or Pre Parole Transfer	Community
Parole Warrant Withdrawn	Community
Posted Cash Bond	Community
Posted Personal Recognizance Bond	Community
POSTED PR BOND	Community
Posted Pre-trial Bond	Community
Posted PT Personal Recognizance Bond	Community
Posted Surety Bond	Community
Posted Writ Bond	Community
PROBATION DISCHARGED	Community
RELEASE PER SHOCK PROBATION	Community
Released By Order of the Court	Community
Released on Probation	Community
Released per Agency Pick Time Expired	Community
RELEASED PER AGENCY PICK-UP TIME EXPIRED	Community
Released per Art 14.06/Magistrate Order	Community
RELEASED PER CASE REJECTED BY DA	Community
RELEASED PER DISCHARGE IN ABSENTIA	Community
RELEASED PER DPD RELEASE CHARGE	Community
Released per DPD/Class C Only	Community
RELEASED PER FINDING OF FACTS	Community
Released per Investigating Agency	Community
RELEASED PER INVESTIGATIVE AGENCY	Community
RELEASED PER MEDICAL REASONS	Transfer/Treatment
RELEASED PER PIA MANDATORY	Community
Released per Teletype	Community
Released to Dallas County Agency	Transfer
Released to INS/Border Patrol	Transfer
Released to Investigating Agency	Transfer
Released to Mental Facility	Transfer/Treatment
Released to Military	Transfer
Released to Out of County Agency	Transfer
Released to Out of State Agency	Transfer
RELEASED TO PAROLE OFFICER	Community
Released to Special Program	Transfer/Treatment
RELEASED TO TDC	Prison
RELEASED TO TDC-ISF	Prison
Released to TDCJ	Prison
RELEASED TO U.S. MARSHALL	Prison
Released to US Marshal	Prison
Removed from furlough	Other
SENTENCED TO DEATH	Other
Served Time	Community
Served Time and/or Paid Fine	Community
TRANSFERRED TO A MENTAL FACILITY	Transfer/Treatment
TRANSFERRED TO A FEDERAL AGENCY	Transfer
TRANSFERRED TO A SPECIAL PROGRAM	Transfer/Treatment
TRANSFERRED TO INS/BORDER PATROL	Transfer
WARRANT WITHDRAWN	Community

NEW 07 '21



## PRE-INDICTMENT WAIVERS BY COURT BY MONTH

	CDC1	CDC2	CDC3	CDC4	CDC5	CDC6	CDC7	194th	195th	203rd	204th	265th	282nd	283rd	291st	292nd	363rd	Total	
<b>DATE</b>																			<b>Total</b>
2018 Year Totals	203	112	83	173	103	166	120	63	180	151	229	165	66	180	119	138	76	2327	
Year Avg	17	9	7	14	9	14	10	5	15	13	19	14	6	15	10	12	6	194	
<b>DATE</b>																			<b>Total</b>
2019 Year Totals	149	109	68	100	50	101	92	66	124	121	141	91	53	64	71	109	54	1563	
Year Avg	12	9	6	8	4	8	8	6	10	10	12	8	4	5	6	9	5	130	
<b>DATE</b>																			<b>Total</b>
2020 Year Totals	129	112	75	88	65	115	78	71	160	95	108	89	61	125	84	126	96	1677	
Year Avg	11	9	6	7	5	10	7	6	13	8	9	7	5	10	7	11	8	140	
Jan 21	9	2	2	9	5	3	6	5	10	6	6	4	12	11	6	7	3	106	
Feb 21	6	13	3	4	4	11	4	3	6	9	4	9	5	1	0	13	7	102	
Mar 21	20	10	3	9	3	10	11	9	7	6	4	4	8	6	5	12	7	134	
Apr 21	12	9	1	10	5	1	4	8	12	16	3	7	3	7	2	11	5	116	
May 21	13	7	3	5	4	5	5	5	10	8	5	11	2	8	9	13	5	118	
Jun 21	12	13	3	8	5	10	7	5	16	14	10	6	4	6	15	19	2	155	
Jul 21	13	17	6	10	3	9	6	4	19	13	4	6	7	7	13	16	9	162	
Aug 21																			
Sep 21																			
Oct 21																			
Nov 21																			
Dec 21																			
2021 Year Totals	85	71	21	55	29	49	43	39	80	72	36	47	41	46	50	91	38	893	
Year Avg	12	10	3	8	4	7	6	6	11	10	5	7	6	7	7	13	5	128	

## DISPOSITION TOTALS BY FELONY COURT

<b>2019</b>	Jan	Feb	Mar	April	May	Jun	Jul	Aug	Sept	Oct	Nov	Dec	Average	Total
Avg	181	166	163	159	195	147	170	183	154	177	136	135	<b>164</b>	1966
<b>TOTAL DISPOSTIONS</b>	<b>3074</b>	<b>2828</b>	<b>2778</b>	<b>2703</b>	<b>3310</b>	<b>2501</b>	<b>2896</b>	<b>3108</b>	<b>2613</b>	<b>3001</b>	<b>2316</b>	<b>2298</b>	<b>2786</b>	<b>33,426</b>
<b>2020</b>	Jan	Feb	Mar	April	May	Jun	Jul	Aug	Sept	Oct	Nov	Dec	Average	Total
Avg	150	150	140	84	90	108	124	122	131	171	117	135	<b>127</b>	1522
<b>TOTAL DISPOSTIONS</b>	<b>2555</b>	<b>2552</b>	<b>2381</b>	<b>1431</b>	<b>1538</b>	<b>1840</b>	<b>2104</b>	<b>2066</b>	<b>2233</b>	<b>2899</b>	<b>1984</b>	<b>2299</b>	<b>2157</b>	<b>25,882</b>
<b>2021</b>	Jan	Feb	Mar	April	May	Jun	Jul	Aug	Sept	Oct	Nov	Dec	Average	Total
CDC1	116	123	169	176	136	177	164						<b>152</b>	1061
CDC2	122	<b>144</b>	<b>251</b>	167	121	208	183						<b>171</b>	1196
CDC3	75	78	151	154	104	134	130						<b>118</b>	826
CDC4	114	93	168	91	122	180	147						<b>131</b>	915
CDC5	112	84	134	124	125	139	84						<b>115</b>	802
CDC6	118	134	190	100	90	119	150						<b>129</b>	901
CDC7	99	85	197	<b>191</b>	132	185	141						<b>147</b>	1030
194TH	140	93	190	159	129	145	147						<b>143</b>	1003
195TH	132	127	149	169	163	224	163						<b>161</b>	1127
203RD	117	98	135	171	116	<b>244</b>	<b>284</b>						<b>166</b>	1165
204TH	138	116	153	108	131	184	96						<b>132</b>	926
265TH	149	100	199	141	118	179	214						<b>157</b>	1100
282ND	124	83	161	113	93	97	83						<b>108</b>	754
283RD	111	94	155	128	141	116	104						<b>121</b>	849
291ST	100	88	160	159	<b>175</b>	218	122						<b>146</b>	1022
292ND	<b>164</b>	<b>144</b>	193	182	156	195	146						<b>169</b>	1180
363RD	115	90	123	151	140	130	129						<b>125</b>	878
Avg	120	104	169	146	129	169	146	#DIV/0!	#DIV/0!	#DIV/0!	#DIV/0!	#DIV/0!	<b>141</b>	984
<b>TOTAL DISPOSTIONS</b>	<b>2046</b>	<b>1774</b>	<b>2878</b>	<b>2484</b>	<b>2192</b>	<b>2874</b>	<b>2487</b>	<b>0</b>	<b>0</b>	<b>0</b>	<b>0</b>	<b>0</b>	<b>2391</b>	<b>16,735</b>

### Average Jail Pop Totals for Pending Dispos by Court

07/01/2021-07/31/2021

DATE	CDC 1	CDC 2	CDC 3	CDC 4	CDC 5	CDC 6	CDC 7	194	195	203	204	265	282	283	291	292	363	Total
	YOO	KENNEDY	RILEY	COLLINS	THOMPSON	HOWARD	ANYIAM	WHITE	GARZA	JONES	KEMP	BENNETT	DAVIS	MAYS	MITCHELL	BIRMINGHAM	HOLMES	
07/01/21	210	181	191	216	206	228	179	238	195	221	171	171	177	159	191	198	162	3294
07/02/21	211	184	187	209	206	229	177	240	199	218	176	172	184	158	186	200	165	3301
07/05/21	207	188	188	215	203	227	178	241	199	215	177	176	185	164	187	199	167	3316
07/06/21	204	188	189	218	203	226	178	242	197	213	177	176	185	164	187	199	165	3311
07/07/21	206	187	190	217	208	228	177	245	203	217	175	184	187	165	187	202	169	3347
07/08/21	207	187	194	217	210	231	172	243	203	216	173	184	188	169	183	201	165	3343
07/09/21	206	186	196	220	212	231	175	245	202	217	171	187	187	169	183	205	165	3357
07/12/21	205	187	202	220	210	231	176	241	199	222	170	186	186	167	185	205	167	3359
07/13/21	202	187	203	221	212	229	177	239	198	228	171	192	188	163	188	211	170	3379
07/14/21	203	184	203	227	210	228	175	239	197	226	172	194	190	159	190	208	170	3375
07/15/21	202	184	204	224	209	227	173	239	200	223	171	197	193	160	189	210	174	3379
07/16/21	204	186	206	226	205	229	175	239	201	224	173	192	194	158	188	210	177	3387
07/19/21	208	183	211	224	206	232	175	239	199	226	178	189	191	154	192	210	178	3395
07/20/21	206	187	212	224	206	231	174	240	197	230	179	187	193	157	192	214	178	3407
07/21/21	205	180	214	219	206	230	174	237	192	228	177	190	194	163	193	211	176	3389
07/22/21	206	179	215	219	208	230	177	238	188	221	183	184	194	162	199	211	179	3393
07/23/21	206	175	216	222	211	228	180	236	183	222	183	184	198	164	200	206	176	3390
07/26/21	203	167	213	221	212	226	180	235	182	225	183	182	195	166	195	207	176	3368
07/27/21	205	167	217	224	213	229	180	237	183	221	185	178	200	171	200	209	176	3395
07/28/21	206	173	218	228	213	228	178	239	181	223	182	177	198	175	200	208	175	3402
07/29/21	206	172	217	230	211	231	177	241	176	223	179	173	200	176	202	206	181	3401
07/30/21	210	169	219	230	211	228	177	234	177	219	180	171	199	178	201	206	182	3391
July AVG	206	181	205	221	209	229	177	239	193	222	177	183	191	165	192	206	172	3221
	↓	↑	↑	↑	↓	↑	★	↑	↑	↓	★	↑	↑	★	↑	↑	★	
Rankings	T-11	5	10	14	13	16	T-3	17	9	15	T-3	6	7	1	8	T-11	2	

### STATE JAIL INITIATIVE STATISTICS

Month For the Month Ending	PLEAS			REVOICATIONS			TRIALS			DISMISSALS	WAINERS	DISPOSITIONS
	By Court	By Mag	Total	By Court	By Mag	Total	By Court	By Jury	Total			
97 July 2019	276	240	516	98	0	98	0	2	2	104	86	720
109 July 2020	236	109	345	97	0	97	0	0	0	269	34	711
115 January 2021	247	108	355	81	0	81	0	0	0	165	75	601
116 February 2021	210	91	301	86	0	86	0	0	0	122	61	509
117 March 2021	289	98	387	108	0	108	0	0	0	159	55	654
118 April 2021	300	133	433	101	0	101	0	0	0	174	67	708
119 May 2021	234	114	348	85	0	85	0	0	0	113	56	546
120 June 2021	233	148	381	84	0	84	0	0	0	165	57	630
121 July 2021	312	185	497	120	0	120	0	0	0	218	86	835
2021 Average	261	125	386	95	0	95	0	0	0	159	65	640

Defendants in jail pending lab analysis								Total SWIFS over 30 days
Date	DEA	DPS	Tarrant	SWIFS	NMS	ARMSTRONG	Total	
01/09/18	3	72	14	38			127	0
02/05/18	2	44	13	65			124	0
03/09/18	1	60	16	41			118	1
04/10/18	3	68	14	25			110	0
05/07/18	2	97	19	54			172	0
06/09/18	2	106	20	58			186	1
07/09/18	2	103	6	50			161	3
08/06/18	1	95	1	38			135	1
09/04/18	2	100	0	21			123	0
10/16/18	0	121	0	7			128	0
11/13/18	0	161	0	37			198	0
12/12/18	0	141	0	38			179	0
01/04/19	0	163	0	36			199	0
02/05/19	0	162	0	34			196	0
03/07/19	0	107	0	4			111	0
04/10/19	0	86	0	18			104	0
05/10/19	0	91	0	18			109	0
06/10/19	0	61	0	19			80	1
07/05/19	3	55	0	8			66	0
08/09/19	4	30	2	22			58	0
09/10/19	5	19	0	13			37	0
10/09/19	4	17	6	13			40	0
11/09/19	4	14	1	6			25	0
12/06/19	4	16	0	5			25	0
01/07/20	1	15	0	0			16	0
02/07/20	1	27	0	6			34	2
03/02/20	0	8	0	3			11	0
04/03/20	0	14	0	2			16	0
05/08/20	0	10	0	4			14	2
06/05/20	0	11	0	0	2	1	14	0
07/06/20	0	20	0	0	1	1	22	0
08/04/20	0	8	0	1	0	1	10	1
09/04/20	0	22	0	9	0	2	33	3
10/04/20	0	12	0	1	1	0	14	1
11/06/20	0	20	0	5	2	0	27	1
12/03/20	0	15	0	2	0	0	17	1
01/04/21	0	10	0	14	0	1	25	14
02/04/21	0	12	0	5	1	0	18	5
03/04/21	0	17	0	18	1	0	36	18
04/05/21	0	9	0	4	2	0	15	4
05/05/21	0	26	0	45	10	6	87	18
06/04/21	0	20	0	15	7	11	53	3
07/06/21	0	14	0	19	7	15	55	0
08/05/21	3	10	0	11	3	11	38	0

FY2021 Public Defender's Office Summary Statistics for Misdemeanor Courts July 2021		
Court/Judge	New Cases	Total Dispositions
CCC #1/Patterson (2 PD AVG 200)	144	75
CCC #2/Hayes (1 PD AVG 100)	85	43
CCC #3/Moorehead (2 PD AVG 200)	132	133
CCC #4/Mulder (1 PD AVG 100)	90	83
CCC #5/Green (1 PD AVG 100)	101	111
CCC #6/King (1 PD AVG 100)	92	90
CCC #7/Edwards (1 PD AVG 100)	100	73
CCC #8/White (1 PD AVG 100)	0	0
CCC #9/Hoffman (1 PD AVG 100)	100	98
CCC #10/Mullin (No PD)	0	0
CCC #11/Kelly (1 PD AVG 75)	80	79
CCCAP #2/Luther (1 PD AVG 100)	100	115
Floater (1 PD AVG 100)	54	63
<b>Y-T-D Totals</b>	<b>1078</b>	<b>963</b>
<b>Courts are required to assign an average of 100 cases per month to each PD.</b>		

CCC 8: PD in this court was not able to submit stats before the deadline.

CCC 11: Court is a family violence court and the numbers in this court are typically lower compared to non-family violence courts.

FY2021 Public Defender's Office Summary Statistics for Felony Courts July 2021		
Court/Judge	New Cases	Total Dispositions
CDC - Clinton (1 PD AVG. 30)	31	51
CDC #2 - Kennedy (4 PD AVG. 120)	127	107
CDC #3 - G. Lewis (2 PD AVG. 60)	72	79
CDC #4 - Collins (2 PD AVG. 60)	61	60
CDC #5 - Thompson (2 PD AVG. 60)	60	35
CDC #6 - Howard (1 PD AVG. 30)	30	38
CDC #7 - Anyiam (1 PD AVG. 30)	14	21
194th - White (3 PD AVG. 90)	92	94
195th - Garza (2 PD AVG. 60)	64	49
203rd - Jones (2 PD AVG. 60)	63	70
204th - Kemp (No PD)	0	0
265th - Bennett (2 PD AVG. 60)	63	52
282nd - Givens (No PD)	0	0
283rd - Mays (2 PD AVG. 60)	60	48
291st - Huff (2 PD AVG. 60)	70	46
292nd - Birmingham (2 PD AVG. 60)	32	64
363rd - Holmes (2 PD AVG. 60)	62	58
<b>Y-T-D Totals</b>	<b>901</b>	<b>872</b>
<b>Courts are required to assign between 30 &amp; 35 cases per month per PD.</b>		

CDC #7: PD in this court was out on FMLA until July 15, 2021.

292: One PD in this two PD court is out on FMLA.

HARRY INGRAM													FY2021 ATLAS STATISTICS					203rd	
MONTH	BEGINNING # OF PENDING CASES	+NEW CASES RECEIVED THIS MONTH	=TOTAL CASES	TBJ	TBC	PLEAS	REV	GRADUATES	PROBATION MODIFICATIONS	DISMISSALS	OTHERS	TOTAL DISPOSITIONS	ENDING # PENDING CASES **	CURRENT PARTICIPANTS	CURRENT PARTICIPANTS IN CUSTODY	FORMER PARTICIPANTS	BOND		
July	31	1	32	0	0	0	0	1	2	0	0	3	29	10	0	0	10		

HARRY INGRAM													FY2021 MISDEMEANOR DIVERT MENTAL HEALTH COURT STATS				CCCAP1/WADE	
MONTH	BEGINNING # OF PENDING CASES	Rediverts	+NEW CASES RECEIVED THIS MONTH	=TOTAL CASES	TBJ	TBC	PLEAS	DISMISSAL	OTHER	TOTAL DISPOSITIONS	ENDING # PENDING CASES **	CURRENT PARTICIPANTS	NUMBER OF GRADUATES	BOND***				
July	28	0	0	28	0	0	0	6	7	13	15	13	2	13				

HARRY INGRAM													FY2021 S.E.T. STATISTICS					291st	
MONTH	BEGINNING # OF PENDING CASES	+NEW CASES RECEIVED THIS MONTH	=TOTAL CASES	TBJ	TBC	PLEAS	REV	GRADUATES	PROBATION MODIFICATIONS	DISMISSALS	OTHERS	TOTAL DISPOSITIONS	ENDING # PENDING CASES **	CURRENT PARTICIPANTS	CURRENT PARTICIPANTS IN CUSTODY	FORMER PARTICIPANTS	BOND		
July	51	1	52	0	0	0	0	2	0	0	4	6	46	22	4	1	18		

July													FY2021 MHPD STATS			
	BEGINNING # OF PENDING CASES	+NEW CASES RECEIVED THIS MONTH	=TOTAL CASES	TRIALS	PLEAS	COND. DISM.	REVK	REVC	DISMISSALS	INCOMPETENT	REFERRALS	OTHER COUNSEL APPT.	TOTAL CLOSED			
R. Lenox	269	18	287	0	2	4	0	0	0	0	2	2	10			
L. Strather			0										0			

PD unable to submit stats before deadline.

July													FY2021 FELONY COMPETENCY STATISTICS				
MONTH	BEGINNING # OF CASES	NEW CASES THIS MONTH	TBJ	TBC	Alt. Trial Dispos.	PLEAS	REVO-CATIONS	DISMISSALS	PROBATION	COMP. HRG.	EXTENSIONS	CIVIL COMMIT.	MHMR REFERRAL	CONSULTS	OTHER	ENDING # OF PEOPLE IN OCR	
M. Harden	171	13	0	0	0	7	0	1	2	12	13	1	0	0	4	17	
R. Scott	20	0	0	0	0	0	0	0	0	1	0	0	0	0	0	0	

RANDALL SCOTT													FY2021 MISDEMEANOR COMPETENCY STATISTICS				
MONTH	BEGINNING # OF CASES	NEW CASES THIS MONTH	TBJ	TBC	Alt. Trial Dispos.	PLEAS	REVO-CATIONS	DISMISSALS	PROBATION	COMP. HRG.	EXTENSIONS	CIVIL COMMIT.	MHMR REFERRAL	CONSULTS	OTHER	ENDING # OF PEOPLE IN OCR	
July	127	54	0	0	0	0	0	59	0	38	1	3	0	0	0	10	

July													MI Court									
MONTH	TOTAL NEW CASES RECEIVED	NEW CLIENTS AT TERRELL	NEW CLIENTS AT GREEN OAKS	NEW CLIENTS AT MEDICAL CENTER MCKINNEY	NEW CLIENTS AT PARKLAND	NEW CLIENTS AT DALLAS BEHAVIORAL HEALTH	NEW CLIENTS AT GARLAND BEHAVIORAL	NEW CLIENTS AT CLEMENTS (formerly ZALE LIPSHY)	NEW CLIENTS AT SUNDANCE BEHAVIORAL HEALTHCARE	NEW CLIENTS AT HICKORY TRAILS	NEW CLIENTS AT METHUEN RICHARDSON	NEW CLIENTS AT DALLAS PRESBYTERIAN	NEW CLIENTS AT VA	NEW CLIENTS AT WELLS RIDGE	NEW CLIENTS AT GLEN OAKS	NEW CLIENTS AT TEXOMA	NEW CLIENTS AT HAVEN	NEW CLIENTS AT PERIMETER BEHAVIORAL HEALTHCARE	PROBABLE CAUSE HEARINGS HELD	NO CONTEST COMMIT	CONTESTED COMMIT	FORCED MEDS HEARING IN COURT
L. Roberts	77	20	0	23	0	0	0	0	0	0	0	0	0	0	25	0	0	9	1	0	12	14
C. Cox	171	0	0	0	134	0	0	11	0	0	26	0	0	0	0	0	0	0	3	0	13	12
K. Nelson	179	0	0	0	0	56	59	0	0	51	0	0	13	0	0	0	0	0	5	0	13	11
R. Black	106	0	66	0	0	0	0	0	0	21	0	0	19	0	0	0	0	0	7	0	6	6

DAN ECKSTEIN													MHPR BOND STATS				
MONTH	INITIAL ELIGIBILITY DAILY LIST (MH FLAGS)	MHPR BOND APPOINTMENTS FROM DAILY LIST (MH FLAGS MINUS THOSE SCREENED-OUT)	MHPR BOND HEARING-BOND GRANTED (# of clients)	MHPR BOND HEARING-BOND DENIED (# of clients)	TOTAL HEARINGS (# of clients)	Total # of Cases	Total # of Felony Cases	# of Felonies Approved	# of Felonies Denied	Total # of Misd. Cases	# of Misd's Approved	# of Misd's Denied					
July	1354	156	34	9	43	60	45	29	16	15	11	4					

**MENTAL HEALTH PERSONAL RECOGNIZANCE BONDS--ATTORNEY CASE APPOINTMENTS  
OCTOBER 2020 - SEPTEMBER 2021**

<b>MISDEMEANOR TOTAL FY2021</b>	<b>1395</b>
-------------------------------------	-------------

<b>PUBLIC DEFENDER</b>	
Misdemeanors	813

<b>FELONY TOTAL FY2021</b>	<b>1001</b>
--------------------------------	-------------

<b>PUBLIC DEFENDER</b>	
<b>TOTAL</b>	<b>279</b>
FS	174
F3	67
F2	27
F1	11

\*This is the total number of misdemeanor cases for clients considered for MH PR Bonds for the defined period. Of these cases, the numbers below reflect the attorneys appointed to handle the cases beyond the MH PR Bond hearing.

<b>PRIVATE APPOINTED</b>	
Misdemeanors	214

<b>PRIVATE RETAINED</b>	
Misdemeanors	6

<b>NO ATTORNEY</b>	
Misdemeanors	362

\*\*This is the total number of felony cases for clients considered for MH PR Bonds for the defined period. Of these cases, the numbers below reflect the attorneys appointed to handle the cases beyond the MH PR Bond hearing.

<b>PRIVATE APPOINTED</b>	
<b>TOTAL</b>	<b>482</b>
FS	226
F3	128
F2	94
F1	34

<b>PRIVATE RETAINED</b>	
<b>TOTAL</b>	<b>16</b>
FS	4
F3	7
F2	1
F1	4

<b>NO ATTORNEY</b>	
<b>TOTAL</b>	<b>311</b>
FS	163
F3	82
F2	44
F1	22

\*The numbers below for each month may change as attorneys are appointed on cases which previously had no attorney appointed, and are most accurate 60 days out.

	Public Defender					Private Appointed					Private Retained					No Attorney				
	Misd	FS	F3	F2	F1	Misd	FS	F3	F2	F1	Misd	FS	F3	F2	F1	Misd	FS	F3	F2	F1
Oct-20	97	26	3	8	2	33	41	18	11	1	0	0	1	0	1	83	35	25	8	2
Nov-20	80	24	13	3	2	39	20	13	2	1	1	1	0	0	1	18	9	2	2	1
Dec-20	109	17	7	3	1	26	25	14	13	3	0	0	0	0	0	22	5	6	2	2
Jan-21	69	14	5	2	2	10	9	11	7	2	1	0	1	1	0	80	39	15	6	7
Feb-21	46	10	8	0	0	7	9	7	9	2	1	1	0	0	0	40	20	6	4	3
Mar-21	56	19	4	2	2	15	13	11	7	3	0	0	0	0	0	58	26	7	9	1
Apr-21	86	13	5	2	0	12	28	6	7	5	0	0	0	0	0	22	13	5	6	3
May-21	101	13	8	1	0	17	31	16	10	3	2	2	1	0	0	6	5	7	1	3
Jun-21	97	25	7	6	1	25	32	17	16	7	1	0	3	0	2	13	6	4	3	0
Jul-21	72	13	7	0	1	30	19	15	11	7	0	0	1	1	0	20	5	5	3	0
Aug-21	0	0	0	0	0	0	0	0	0	0	0	0	0	0	0	0	0	0	0	0
Sep-21	0	0	0	0	0	0	0	0	0	0	0	0	0	0	0	0	0	0	0	0
<b>TOTAL</b>	<b>813</b>	<b>174</b>	<b>67</b>	<b>27</b>	<b>11</b>	<b>214</b>	<b>227</b>	<b>128</b>	<b>93</b>	<b>34</b>	<b>6</b>	<b>4</b>	<b>7</b>	<b>1</b>	<b>4</b>	<b>362</b>	<b>163</b>	<b>82</b>	<b>44</b>	<b>22</b>

**Bond Hearings**

Court	# OF CLIENTS	CLIENTS WITH MH DIAGNOSIS	# OF HEARINGS SET	# OF CASES	PR BOND GRANTED	BOND AMOUNT REDUCED	BOND AMOUNT NOT CHANGED	WAIVED	DISPOSED	DISMISSED	OTHER
CCC 1	33	9	41	41	34	2	0	4	0	1	0
CCC 2	43	21	72	67	49	12	3	5	0	0	3
CCC 3	47	15	60	60	18	6	8	24	0	0	4
CCC 4	42	14	61	59	35	9	0	12	0	0	5
CCC 5	46	22	60	60	20	6	18	15	0	0	1
CCC 6	20	6	26	26	9	1	3	10	1	0	2
CCC 7	29	8	39	39	15	5	3	7	3	0	6
CCC 8	48	17	58	58	15	2	10	22	0	0	9
CCC 9	42	14	59	59	23	6	4	21	0	0	5
CCC 10											
CCC 11	50	26	63	63	11	7	24	11	0	0	10
CCCAP2	40	10	64	64	19	5	7	30	0	1	2
<b>TOTAL</b>	<b>440</b>	<b>162</b>	<b>603</b>	<b>596</b>	<b>248</b>	<b>61</b>	<b>80</b>	<b>161</b>	<b>4</b>	<b>2</b>	<b>47</b>

\*# OF HEARINGS SET captures cases that may be heard more than once (ex: PR Bond is initially denied, or client is rearrested on the same charge).  
 \*WAIVED captures hearings waived by client request (ex: ICE hold, felony pending, etc.), or by attorney request due to competency concerns.  
 \*DISPOSED captures cases disposed plead in lieu of hearing, after hearing preparation; dismissals are recorded separately.  
 \*OTHER captures any situation not otherwise listed (ex: attorney hired day of hearing; bond posted of hearing, etc., only if client was interviewed and attorney prepared case for hearing.



**DALLAS COUNTY PRETRIAL RELEASE SERVICES MONTHLY REPORT  
Caruth Grant MH PR Bond Stats Summary 2021**

Month	Year	Initial MH #	Eligible	# Signed orders	Presented	Denied	Other	Granted	Misdemeanor	Felony
January	2021	1562	204	276	36	5	1	30	12	29
February	2021	1129	116	158	27	3	0	24	17	21
March	2021	1420	162	231	33	3	0	30	11	30
April	2021	1422	162	212	31	4	3	24	11	22
May	2021	1418	168	209	29	8	5	16	7	15
June	2021	1606	206	252	67	18	3	46	15	47
July	2021	1354	157	202	44	8	0	36	12	31
August	2021									
September	2021									
October	2021									
November	2021									
December	2021									
<b>TOTALS</b>		<b>9911</b>	<b>1175</b>	<b>1540</b>	<b>267</b>	<b>49</b>	<b>12</b>	<b>206</b>	<b>85</b>	<b>195</b>

Yellow = Court Proceedings

Other = Granted MH Bond in court released by other means prior to PR bond posting

Misdemeanor and Felony totals calculated for individuals APPROVED & RELEASED on MH Bond

**2017-2020 TOTALS**

APR 17 - DEC 20	60813	8236	10502	2165	318	50	1797	1006	1546
-----------------	-------	------	-------	------	-----	----	------	------	------

Note:

April-October 2017: Misdemeanor and Felony totals included all cases presented for bond (approved and denied)

November 2017-Current: Misdemeanor and Felony totals included only cases APPROVED for bond

**April 2017 - Present TOTALS**

April 17 - Present	70724	9411	12042	2432	367	62	2003	1091	1741
--------------------	-------	------	-------	------	-----	----	------	------	------

**Levels**

Month	Year	Level 1	Level 2	Level 3	Level 4	TOTAL
January	2021	18	9	3	0	30
February	2021	15	7	2	0	24
March	2021	11	14	3	2	30
April	2021	14	6	4	0	24
May	2021	12	4	0	0	16
June	2021	31	7	8	0	46
July	2021	25	6	4	1	36
August	2021					0
September	2021					0
October	2021					0
November	2021					0
December	2021					0
<b>TOTAL</b>		<b>126</b>	<b>53</b>	<b>24</b>	<b>3</b>	<b>206</b>

Total number of levels approved, does not account for discharged/closed out files.

**Discharges**

Month	Year	Successful	Unsuccessful	Other	TOTAL	Success Rate%
January	2021	10	14	0	24	42%
February	2021	10	17	0	27	37%
March	2021	15	19	0	34	44%
April	2021	12	14	0	26	46%
May	2021	9	20	0	29	31%
June	2021	7	16	0	23	30%
July	2021	8	18	0	26	31%
August	2021				0	
September	2021				0	
October	2021				0	
November	2021				0	
December	2021				0	
<b>TOTAL</b>		<b>71</b>	<b>118</b>	<b>0</b>	<b>189</b>	

April 2017-Present: Total Approved 2003

April 2017-Present: Total Discharges 1716

**\*\*Successful-594 (35%); Unsuccessful-1107 (65%); Neutral-15 (1%)**

**287-Active Bonds 07/31/2021**

**DALLAS COUNTY PRETRIAL RELEASE SERVICES MONTHLY REPORT**  
**Caruth Grant MH PR Bond Stats Summary 2021**

Months	IMPLEMENTATION LAUNCH - Reasons for outcomes for all ordered assessment/not presented to Mag. [from column E on sheet 1] <sup>2</sup>																	
	Attorney refusal	Case deferred	Chrges dropped	Competency Concerns	Contested and detained	Court plea/disp	Current MH Bond	Declined assessment	Dry writ release	Exc. per CJ criteria	Homeless/no reference	Other	Other PR Bond	Posted Bond	Reference declined residence	Refused to participate	Unable to verify residence/contact	Total <sup>3</sup>
JAN '21	0	0	8	13	0	0	0	14	0	18	8	9	32	47	4	13	2	168
FEB '21	0	0	1	4	0	0	0	6	0	13	7	7	10	32	3	9	0	92
MAR '21	0	0	5	5	0	0	0	14	0	22	12	9	17	28	2	13	5	132
APR '21	0	0	2	0	0	0	0	12	0	16	13	5	21	44	2	10	2	127
MAY '21	0	0	3	4	0	0	0	13	0	25	4	8	25	37	1	11	6	137
JUN '21	0	0	4	3	0	0	0	6	0	25	1	5	29	48	0	13	0	134
JUL '21	0	0	6	4	0	1	0	8	0	21	2	11	23	24	1	12	0	113
AUG '21																		0
SEPT '21																		0
OCT '21																		0
NOV '21																		0
DEC '21																		0
<b>TOTAL</b>	<b>0</b>	<b>0</b>	<b>29</b>	<b>33</b>	<b>0</b>	<b>1</b>	<b>0</b>	<b>73</b>	<b>0</b>	<b>140</b>	<b>47</b>	<b>54</b>	<b>157</b>	<b>260</b>	<b>13</b>	<b>81</b>	<b>15</b>	<b>903</b>

Months	IMPLEMENTATION LAUNCH - Percentages of Reasons for outcomes for all ordered assessment/not presented to Mag. [from column E on sheet 1]																
	Attorney refusal	Case deferred	Chrges dropped	Competency Concerns	Contested and detained	Court plea/disp	Current MH Bond	Declined assessment	Dry writ release	Exc. per CJ criteria	Homeless/no reference	Other	Other PR Bond	Posted Bond	Reference declined residence	Refused to participate	Unable to verify residence/contact
JAN '21	0%	0%	5%	8%	0%	0%	0%	8%	0%	11%	5%	5%	19%	28%	2%	8%	1%
FEB '21	0%	0%	1%	4%	0%	0%	0%	7%	0%	14%	8%	8%	11%	35%	3%	10%	0%
MAR '21	0%	0%	4%	4%	0%	0%	0%	11%	0%	17%	9%	7%	13%	21%	2%	10%	4%
APR '21	0%	0%	2%	0%	0%	0%	0%	9%	0%	13%	10%	4%	17%	35%	2%	8%	2%
MAY '21	0%	0%	2%	3%	0%	0%	0%	9%	0%	18%	3%	6%	18%	27%	1%	8%	4%
JUN '21	0%	0%	3%	2%	0%	0%	0%	4%	0%	19%	1%	4%	22%	36%	0%	10%	0%
JUL '21	0%	0%	5%	4%	0%	1%	0%	7%	0%	19%	2%	10%	20%	21%	1%	11%	0%
AUG '21																	
SEPT '21																	
OCT '21																	
NOV '21																	
DEC '21																	
<b>AVG %</b>	<b>0%</b>	<b>0%</b>	<b>3%</b>	<b>4%</b>	<b>0%</b>	<b>0%</b>	<b>0%</b>	<b>8%</b>	<b>0%</b>	<b>16%</b>	<b>5%</b>	<b>6%</b>	<b>17%</b>	<b>29%</b>	<b>1%</b>	<b>9%</b>	<b>2%</b>

Months	Assessments Ordered - Results				Assessment Recommendations (LOCs) <sup>3</sup>										Outcomes
	Assessments Ordered	Assessment Completed	Assessment not completed <sup>1</sup>	Assessment halted - competency concerns <sup>2</sup>	IDC Services	Jail-based Psy. Services	LOC 1S / Standard IOP	LOC 2 / Standard IOP	LOC 3 / Standard IOP	LOC 4 FACT / Standard IOP	LOC 4 ACT / Standard IOP	LOC 5 / Standard IOP	Routine Outpt.	No BH Svs. Indicated	
JAN - DEC 2021															
JAN '21	202	122	67	13	1	11	38	11	19	0	4	0	20	15	30
FEB '21	111	73	35	3	0	2	22	15	7	0	4	0	12	4	24
MAR '21	148	88	58	2	0	1	32	14	12	0	2	0	16	2	30
APR '21	156	101	54	1	1	1	46	13	9	0	5	0	10	5	24
MAY '21	175	122	50	3	0	3	56	20	9	0	2	0	14	6	16
JUN '21	180	122	55	3	0	2	43	18	15	0	5	0	17	2	46
JUL '21	145	93	47	5	1	6	35	18	14	0	2	0	4	8	36
AUG '21															
SEPT '21															
OCT '21															
NOV '21															
DEC '21															
<b>TOTAL</b>	<b>1117</b>	<b>721</b>	<b>366</b>	<b>30</b>	<b>3</b>	<b>26</b>	<b>272</b>	<b>109</b>	<b>85</b>	<b>0</b>	<b>24</b>	<b>0</b>	<b>93</b>	<b>42</b>	<b>206</b>

**DALLAS COUNTY PRETRIAL RELEASE SERVICES MONTHLY REPORT**  
**General Pretrial and Alcohol Monitoring Unit (AMU)**

	JULY 20	JAN 21	FEB 21	MAR 21	APR 21	MAY 21	JUNE 21	JULY 21	AUG 21	SEP 21	OCT 21	NOV 21	DEC 21	2021 AVG
AVG BOOKINS per day	104	124	114	148	140	133	142	139						134
Interviews	36	23	34	42	24	22	26	17						27
Cr. History	123	125	93	225	101	104	139	89						125
Bonds written	10	5	13	7	2	4	4	1						5
AVG BONDS per day	0.5	0.26	0.7	0.3	0.1	0.2	0.2	0						0
Bonds (collected)	4	2	5	4	1	0	2	0						2
Bonds (waived)	6	3	8	3	1	4	2	1						3
Bonds TOTAL	10	5	13	7	2	4	4	1						5
FEES (collected)	\$100	\$105	\$140	\$280	\$30	\$0	\$40	\$0						\$85
FEES (waived)	\$215	\$60	\$390	\$93	\$40	\$125	\$80	\$50						\$120
FEES TOTAL	\$315	\$165	\$530	\$373	\$70	\$125	\$120	\$50						\$205

**Dallas County Pretrial Services**  
**Alcohol Monitoring Unit**  
**July 2021 Statistical Summary Report**

Month/Year	Total Supervised Cases Start Of Month	Count of Pending Bond Orders	Total New Cases Activated	Number of Successful Closeouts	Number of Unsuccessful Closeouts	Count of Violations Submitted to Court	Count of Orientations Completed	# of Verified Installations Completed	Count of Supervised Cases (End of Month)	Supervision Fees Collected
Jul-19	1395	276	124	97	14	283	91	98	1408	\$11,614.00
Jul-20	1443	289	90	43	1	376	60	93	1489	\$10,967.20
Jan-2021	1437	326	78	53	17	391	77	78	1445	\$ 12,280.00
Feb-2021	1445	277	56	65	11	304	51	52	1425	\$ 10,273.00
Mar-2021	1425	324	135	81	14	333	124	97	1465	\$ 16,230.00
Apr-2021	1465	351	109	110	21	318	115	112	1456	\$ 12,843.00
May-2021	1456	184	159	70	42	385	114	103	1530	\$ 9,220.00
Jun-2021	1530	265	183	137	10	339	169	144	1551	\$ 15,245.00
Jul-2021	1551	174	201	78	23	318	127	94	1577	\$13,540.50
Re-Arrest	4									

Dallas County Pre Trial Services  
Alternative Sentencing Program (ASP) and Bond/Electronic Monitoring Program  
Statistical Summary Report

**July 2021**

**CASELOAD INFORMATION**

	07-21 ASP	07-21 Bond	07-21 Ch. Sup	07-21 TOTAL	ASP TOTAL	Bond TOTAL	Ch. Sup TOTAL	Total 9-01-09 - 7/31/2021
Beginning Client Count	12	863	0	875	3	3	9(5/13)	15
Total Clients That Started The Program	17	101	0	118	2,284	5,367	89	7,740
Total Cases Closed	18	147	0	165	2,276	4,553	98	6,927
Closed Successfully	18	87	0	105	2,239	2,688	74	5,001
Closed Unsuccessfully	0	63	0	63	37	1,865	24	1,926
Total Clients at End of Month	11	817	0	828				

**DALLAS COUNTY FUNDS SAVED**

ELM Days Served/Jail Bed Days Saved  
Cost of Jail Bed Per Day  
TOTAL JAIL BED EXPENSES SAVED

Jul-21
25,591
\$ 59.18
\$1,514,475.38

Total 09-01-09 - 06-30-21
751,094
SEE ADDENDUM
\$45,227,407.00

**JAIL BED COST SAVINGS ADDENDUM**

Time Period	Cost per Day	Days	Total Cost Saved
9/09	\$55.60	393	\$ 21,850.80
10/09 to 9/10	\$48.49	7,589	\$ 367,990.61
10/10 to 09/11	\$57.49	16,277	\$ 934,212.50
10/11 to 09/12	\$53.13	23,536	\$ 1,250,467.68
10/12 to 09/13	\$56.29	30,368	\$ 1,709,414.72
10/13 to 9/14	\$62.46	41,130	\$ 2,568,979.80
10/14 to 9/15	\$63.11	40,706	\$ 2,568,955.66
10/15 to 9/16	\$69.38	40,517	\$ 2,811,069.46
10/16 to 9/17	\$71.08	44,636	\$ 3,209,845.88
10/17 to 9/18	\$55.36	56,163	\$ 3,108,408.64
10/18 to 9/19	\$59.99	71,963	\$ 4,317,060.37
10/19 to 9/20	\$59.18	146,998	\$ 8,699,341.64
10/20 to 7/21	\$59.18	230,818	\$ 13,659,809.24
<b>TOTAL</b>		<b>751,094</b>	<b>\$45,227,407.00</b>

**DCSO - SUPPORT SERVICES WEEKLY STATISTICAL SUMMARY**

**DETENTION EARLY WARNING REPORT**

			AS OF	7:00:28 AM	ON	08/05/2021					
	CURRENTLY IN JAIL	AVG-STAY DAYS	1-10 DAYS	11-20 DAYS	21-30 DAYS	31-40 DAYS	41-50 DAYS	51-60 DAYS	61-70 DAYS	GT-70 DAYS	% OF TOTAL POP
<b>G BENCH WARRANTS</b>	35	278.31	0	1	1	3	7	1	1	21	0.62%
<b>R OUT OF COUNTY/STATE HOLD</b>	52	18.87	33	5	3	3	4	0	2	2	0.93%
<b>ZZ DEFAULT -- IN ERROR</b>	75	29.63	54	2	3	4	1	0	2	9	1.34%
<b>TOTAL</b>	<b>162</b>	<b>108.94</b>									

\*\* Weighted Avg.

**Jail Population = 5,606**

**Comments:**

	Report Date		08/05/21
<b>BENCH WARRANTS:</b>	35	13	Ready to Return to TDC
		4	Awaiting to be sentenced/confirmation
		10	Holding as a witness
		7	US Marshall
		1	Special Program
<b>OUT OF COUNTY /STATE HOLD:</b>	52	51	In-State out of county still in the allowed 10-day period
		1	Released
<b>DEFAULT - IN ERROR:</b>	75	29	Inmate status has been changed from "on floor" to an "assigned location"
		37	Inmate Status is "On Floor" being processed.
		9	Releases

(Category represents inmates on the Floor when report is ran)

The over GT-70 are broken down as follows:

**Bench Warrants:** 7 is holding as a Witness, 7 US Marshall, 3 Ready to Return to TDC, 3 Awaiting sentence, 1 Special Program

**Default in Error:** 9 Inmates status has an assigned location

**Out of County:** 2 In-State/out of county 10-day period

### Misdemeanor Court's JAIL POPULATION INITIATIVE PROGRAM

	1	2	3	4	5	6	7	8	9	10	11	12	13	14	15	16	17	18	19	20	21	22	23	24	25	26	27	28	29	30	31	Monthly Total	Start Date: 6/9/08	
JAN 19	H	37	6	7			28	10	13	5	36			8	13	14	4	33			H	12	8	3	10			43	17	5	10	322	\$ 8,912.96	
FEB 19	20			11	15	9	14	29			18	15	16	9	24			7	9	10	13	26			14	14	10	14				297	\$ 8,220.96	
MAR 19	21			8	10	6	5	22			10	7	10	3	21			10	11	7	11	20			11	8	13	10	26			250	\$ 6,920.00	
April 19	8	14	11	11	30			11	6	6	14	24			13	15	9	5	36			10	10	9	14	23			11	15		305	\$ 8,442.40	
May 19	8	8	32			14	11	13	12	37			4	9	9	10	33		8	9	12	16	32			H	14	13	18	10	332	\$ 9,189.76		
JUNE 19			38	12	8	6	31			3	11	10	19	13			12	8	12	12	47			10	11	10	10	36			319	\$ 8,829.92		
JULY 19	6	9	4	H	10			32	9	13	26	30			8	19	5	8	34			10	10	8	12	32			9	11	19	324	\$ 8,968.32	
AUG 19	4	23			6	2	9	18	36			15	9	9	5	23			13	11	10	11	21			20	10	11	21	52	339	\$ 9,383.52		
SEPT 19		H	7	3	12	7			26	14	11	9	30			3	8	10	8	24			5	10	13	10	41			1		252	\$ 6,975.36	
OCT 19	7	5	16	23			6	4	1	12	28			9	5	5	14	17			15	6	8	7	20			14	6	10	7	245	\$ 6,781.60	
NOV 19	16			7	7	1	4	11			6	8	8	3	13			3	5	5	11	16			12	14	4	H	H			154	\$ 4,262.72	
DEC 19		20	8	12	3	7			15	12	7	5	11			24	9	16	9	7				27	H	H	34	23		47	10	306	\$ 8,470.08	
2019 Total																																	\$ 95,357.60	
JAN 20	H	7	11			9	13	15	14	3			12	8	4	8	12			H	9	13	9	9			14	9	9	8	6	202	\$ 5,977.18	
FEB 20			15	10	7	8	9			9	8	13	7	13			15	6	10	10	4			30	7	9	11	11				212	\$ 6,273.08	
MAR 20		8	10	15	11	6			15	9	13	10	10			27	13	5	7	10			22	16	8	13	10			29	8	275	\$ 8,137.25	
April 20	1	7	2			2	4	2	4	6			1	7	8	3	3			4	4	6	6	7			11	0	8	5		101	\$ 2,988.59	
May 20	8			4	5	4	7	3			8	5	1	6	8			6	8	3	5	7			H	8	11	12	8			127	\$ 3,757.93	
JUNE 20	3	9	7	6	3			2	1	1	1	2			7	5	5	9	12			11	12	14	12	4			14	15		155	\$ 4,586.45	
JULY 20	5	4	3			19	17	12	11	5			7	10	9	7	11			10	11	10	11	5			10	16	19	22	7	241	\$ 7,131.19	
AUG 20			3	8	10	7	5			9	12	8	14	8			13	16	18	16	5			8	17	16	10	6		18		227	\$ 6,716.93	
SEPT 20	4	10	9	3			H	14	15	8	6			9	13	9	5	4			13	11	15	10	10			16	14	15		232	\$ 6,864.88	
OCT 20	8	3			11	4	4	3	4			10	8	13	8	3			13	9	5	14	11			10	13	30	20	9		213	\$ 6,302.67	
NOV 20		10	9	11	12	7			9	10	2	4	5			12	13	25	19	7			15	15	17	H	H			18		220	\$ 6,509.80	
DEC 20	7	8	14	13			9	13	12	13	5			14	15	13	10	3			8	14	15	H	H			19	17	14	12	248	\$ 7,338.32	
2020 Total																																	\$ 72,584.27	
JAN 21	H			8	9	6	4	11			17	17	10	8	3			H	13	12	5	9			19	17	19	15	7			209	\$ 6,184.31	
FEB 21	8	8	11	11	7			20	14	16	15	9			4	7	12	12	5			5	6	11	14	6						201	\$ 5,947.59	
MAR 21	6	9	11	9	4			15	4	9	8	2			12	17	17	8	6			18	19	14	10	11			14	12	20	255	\$ 7,545.45	
April 21	9	2			10	16	16	10	5			11	14	11	7	8			15	19	17	14	5			14	18	21	19	9		270	\$ 7,989.30	
May 21		13	13	10	11	9	3			13	11	9	6	5			6	7	13	11	3			12	10	15	15	4			H	199	\$ 5,888.41	
JUNE 21	13	15	8	4		5	8	10	11	8			4	9	8	8	6			16	14	9	10	7			15	6	17			211	\$ 6,243.49	
JULY 21	6	3			H	6	6	7	10			13	13	15	15	4			10	12	21	15	2			11	13	17	17	10		226	\$ 6,687.34	
AUG 21																																	\$ -	
SEPT 21																																	\$ -	
OCT 21																																	\$ -	
NOV 21																																	\$ -	
DEC 21																																	\$ -	
2021 Total																																	\$ 46,485.89	

H=Holiday

## DISPOSITION TOTALS FOR COUNTY CRIMINAL COURTS

2019	Jan	Feb	Mar	April	May	Jun	Jul	Aug	Sept	Oct	Nov	Dec	Average	Total
Avg	249	317	318	386	215	160	193	211	190	211	182	179	234	2811
<b>TOTAL DISPOSTIONS</b>	<b>2983</b>	<b>3800</b>	<b>3819</b>	<b>4637</b>	<b>2576</b>	<b>1919</b>	<b>2319</b>	<b>2528</b>	<b>2466</b>	<b>2741.9</b>	<b>2366</b>	<b>2332</b>	<b>2810</b>	<b>34,487</b>
2020	Jan	Feb	Mar	April	May	Jun	Jul	Aug	Sept	Oct	Nov	Dec	Average	Total
Avg	273	191	137	67	117	120	152	122	135	141	113	120	140	1685
<b>TOTAL DISPOSTIONS</b>	<b>3270</b>	<b>2288</b>	<b>1645</b>	<b>800</b>	<b>1401</b>	<b>1437</b>	<b>1818</b>	<b>1458</b>	<b>1615</b>	<b>1696</b>	<b>1354</b>	<b>1443</b>	<b>1685</b>	<b>20,225</b>
2021	Jan	Feb	Mar	April	May	Jun	Jul	Aug	Sept	Oct	Nov	Dec	Average	Total
CCC1	111	102	130	236	128	144	105						137	956
CCC2	107	96	137	114	114	144	253						138	965
CCC3	68	120	142	161	104	170	139						129	904
CCC4	107	99	134	255	136	173	166						153	1070
CCC5	143	152	158	150	132	252	122						158	1109
CCC6	90	97	108	127	93	113	117						106	745
CCC7	98	71	247	123	151	192	175						151	1057
CCC8	155	105	197	249	129	261	125						174	1221
CCC9	137	129	156	133	149	145	180						147	1029
CCC10	110	99	105	135	126	128	126						118	829
CCC11	116	108	115	102	110	110	161						117	822
CCAP2	147	142	176	218	162	427	162						205	1434
Avg	116	110	150	167	128	188	153	#DIV/0!	#DIV/0!	#DIV/0!	#DIV/0!	#DIV/0!	145	1012
<b>TOTAL DISPOSTIONS</b>	<b>1389</b>	<b>1320</b>	<b>1805</b>	<b>2003</b>	<b>1534</b>	<b>2259</b>	<b>1831</b>	<b>0</b>	<b>0</b>	<b>0</b>	<b>0</b>	<b>0</b>	<b>1734</b>	<b>12,141</b>

\*\*\* Please note that CCAP1 Totals are CLASS C APPEALS \*\*\*

													Average	Total
CCAP1	308	204	62	43	48	261	316						177	1242

\*\*Female Jail Pleas\*\*

													Average	Total
MAGISTRATE COURT	7	N/A	15	24	12	29	21						18	108

DALLAS COUNTY SHERIFF'S DEPARTMENT  
 FUGITIVE SECTION FISCAL YEAR 2021  
 TDCJ MONTHLY ACTIVITY SHEET  
 MONTH: JULY 2021

BEGINNING TOTAL OF INMATES PAPER READY:

97 27

ID / SJ

DATE	ID JUDGMENTS RECEIVED	SJ JUDGMENTS RECEIVED	JUDGMENTS PROCESSED	JUDGMENTS RETURNED	#OF INMATES PR / ID	PAR VIOL READY	B/W RTR	# OF INMATES TO TDCJ	#OF INMATES WAITING / ID	#OF INMATES PR / SJ	# OF INMATES TO SJ	#OF INMATES WAITING / SJ	# OF INMATES TO ISF	# OF INMATES TO SAFFP
1	29	10	0	0	0	0	5	0	97	0	8	19	0	0
2	21	3	24	0	5	2	0	0	102	0	0	19	0	0
3	0	0	0	0	0	0	0	0	102	0	0	19	0	0
4	0	0	0	0	0	0	0	0	102	0	0	19	0	0
5	0	0	0	0	0	0	0	0	102	0	0	19	0	0
6	17	2	40	0	25	0	0	10	117	3	0	22	8	2
7	26	5	49	0	17	0	0	0	134	1	0	23	0	18
8	19	3	41	0	13	0	0	5	142	2	0	25	0	5
9	8	0	0	0	0	0	0	37	105	0	0	25	0	0
10	0	0	0	0	0	0	0	0	105	0	0	25	0	0
11	0	0	0	0	0	0	0	0	105	0	0	25	0	0
12	20	12	46	0	13	0	0	0	118	7	0	32	11	0
13	0	0	12	0	10	0	0	0	128	3	4	31	0	13
14	39	12	59	0	10	0	0	0	138	8	0	39	0	12
15	17	2	35	0	25	0	0	0	163	7	1	45	0	0
16	1	0	11	0	5	0	0	0	168	2	0	47	0	0
17	0	0	0	0	0	0	0	0	168	0	0	47	0	0
18	0	0	0	0	0	0	0	0	168	0	0	47	0	0
19	26	2	7	0	6	0	0	0	174	1	0	48	0	0
20	10	1	32	0	18	0	1	0	192	2	0	50	0	10
21	28	9	8	0	0	0	0	41	151	0	8	42	0	3
22	0	0	26	0	0	0	0	6	145	0	0	42	0	1
23	63	20	53	0	22	0	0	0	167	0	0	42	0	0
24	0	0	0	0	0	0	0	0	167	0	0	42	0	0
25	0	0	0	0	0	0	0	0	167	0	0	42	0	0
26	15	5	37	0	14	0	0	0	181	0	0	42	0	0
27	24	3	36	0	13	0	0	5	189	4	0	46	16	0
28	38	18	35	0	13	0	0	0	202	5	0	51	0	0
29	20	6	69	0	24	0	0	42	184	10	7	54	0	0
30	17	17	19	0	11	0	0	0	195	2	0	56	0	0
31	0	0	0	0	0	0	0	0	195	0	0	56	0	0
<b>TOTAL</b>	<b>438</b>	<b>130</b>	<b>639</b>	<b>0</b>	<b>244</b>	<b>2</b>	<b>6</b>	<b>146</b>	<b>195</b>	<b>57</b>	<b>28</b>	<b>56</b>	<b>35</b>	<b>64</b>



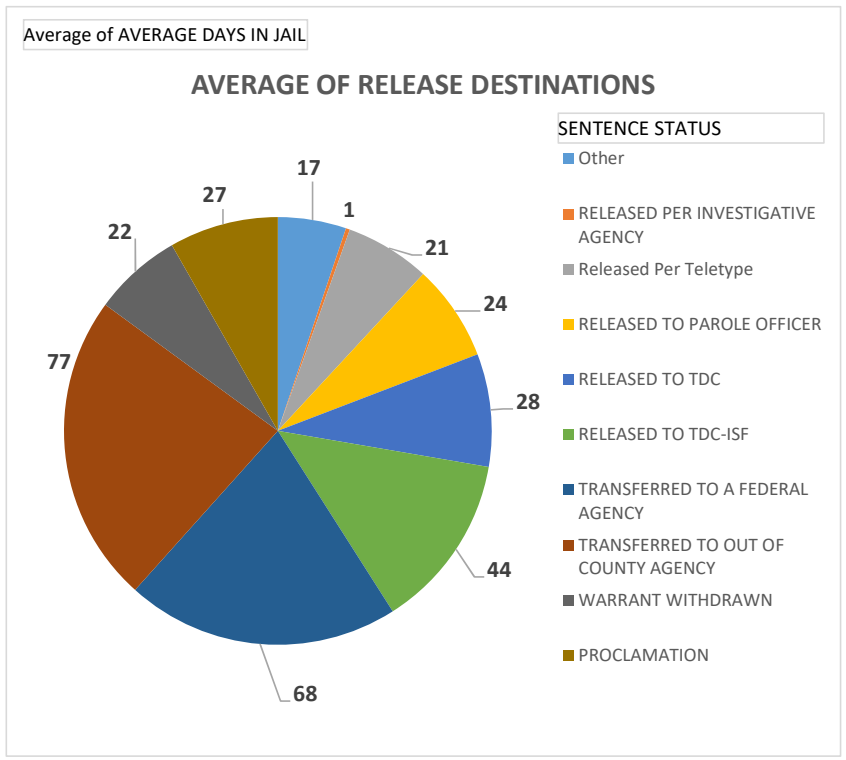
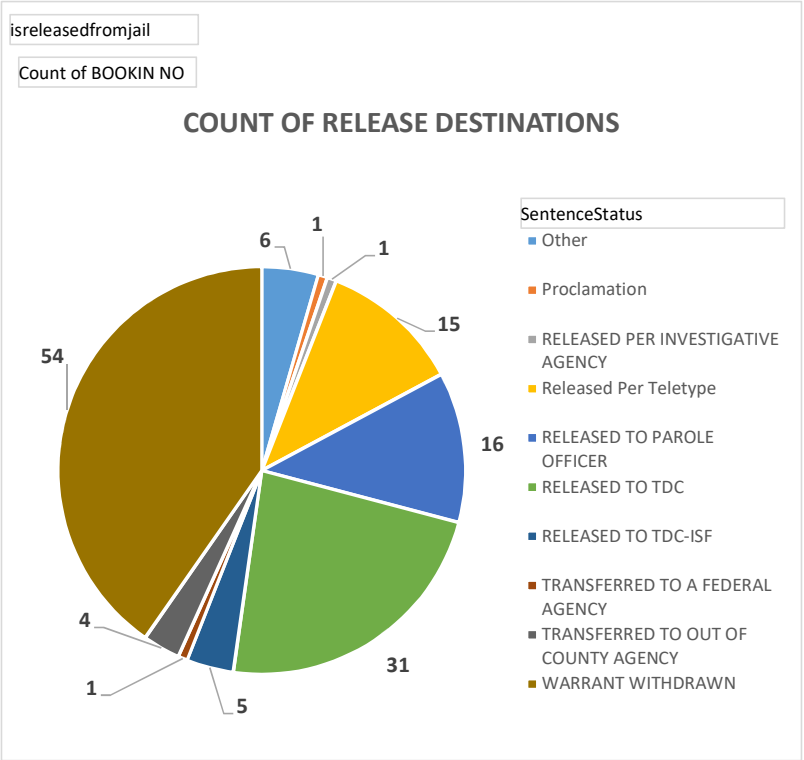
**PAROLE VIOLATORS MONTHLY STATISTICS**

**TOTAL NUMBER OF PAROLE VIOLATORS(HOLDS ONLY) FOR JULY- 236**

**TOTAL NUMBER OF PAROLE RELEASES - 134**

SENTENCE STATUS	COUNT OF BOOKINGS
WARRANT WITHDRAWN	54
RELEASED TO TDC	31
RELEASED TO PAROLE OFFICER	16
Released Per Teletype	15
Other	6
RELEASED TO TDC-ISF	5
TRANSFERRED TO OUT OF COUNTY AGENCY	4
RELEASED PER INVESTIGATIVE AGENCY	1
PROCLAMATION	1
TRANSFERRED TO A FEDERAL AGENCY	1
<b>TOTAL</b>	<b>134</b>

SENTENCE STATUS	AVERAGE DAYS IN JAIL
WARRANT WITHDRAWN	22
RELEASED TO TDC	28
RELEASED TO PAROLE OFFICER	24
Released Per Teletype	21
Other	17
RELEASED TO TDC-ISF	44
TRANSFERRED TO OUT OF COUNTY AGENCY	77
RELEASED PER INVESTIGATIVE AGENCY	1
PROCLAMATION	27
TRANSFERRED TO A FEDERAL AGENCY	68
<b>TOTAL</b>	<b>25</b>

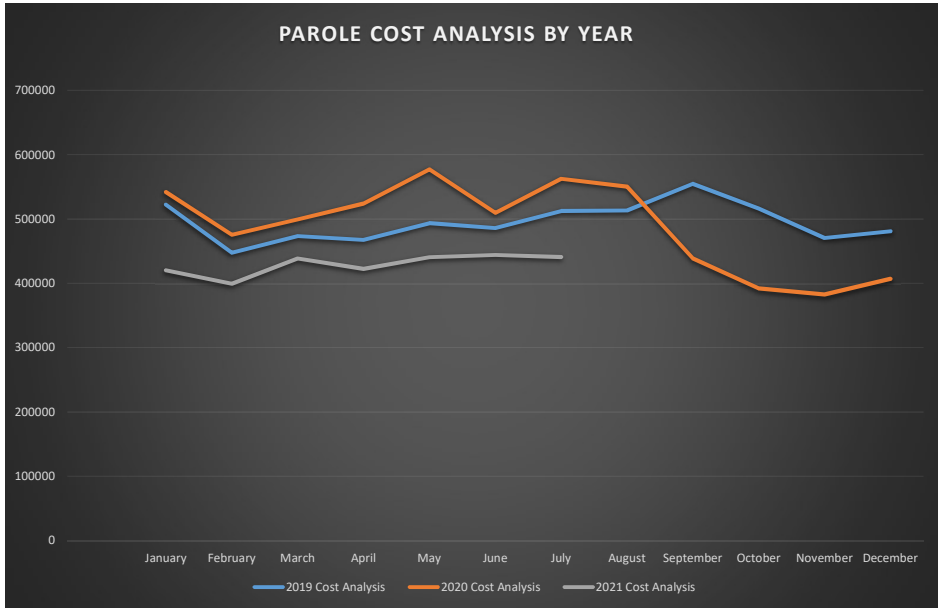
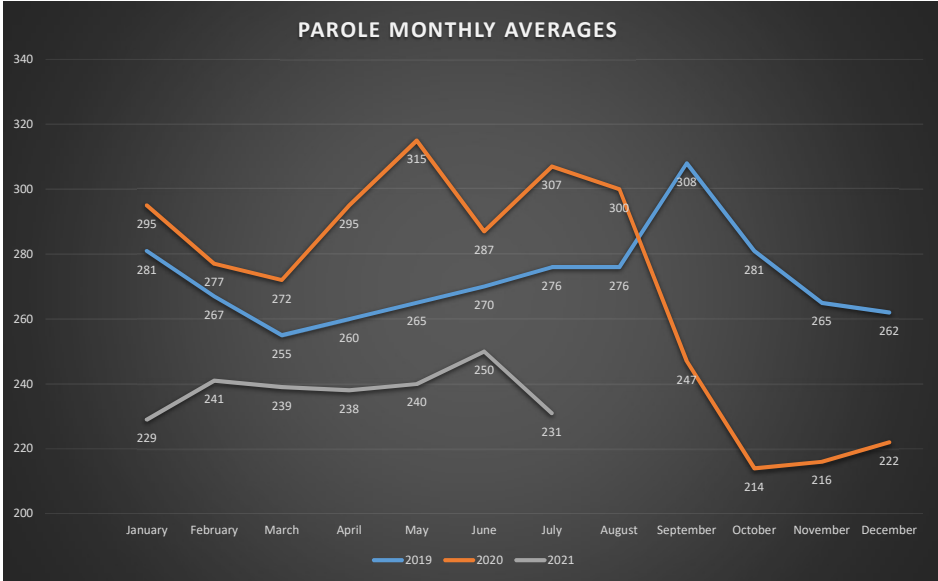


**JAIL POPULATION PAROLE AVERAGES AND COST ANALYSIS**

2019	Jail Pop Average	Parole Average	Jail Bed Count	Cost
January	4920	281	8707	\$522,332.93
February	4946	267	7462	\$447,645.38
March	4805	255	7894	\$473,561.06
April	4735	260	7794	\$467,562.06
May	4714	265	8228	\$493,597.72
June	4848	270	8101	\$485,978.99
July	5033	276	8543	\$512,494.57
August	5198	276	8555	\$513,214.45
September	5411	308	9248	\$554,787.52
October	5201	281	8725	\$516,345.50
November	5138	265	7954	\$470,717.72
December	5292	262	8127	\$480,955.86
<b>Monthly Average</b>	<b>5020</b>	<b>272</b>	<b>99338</b>	
<b>TOTAL COST</b>			<b>\$5,939,193.76</b>	

2020	Jail Pop Average	Parole Average	Jail Bed Count	Cost Analysis
January	5557	295	9159	\$542,029.62
February	5781	277	8033	\$475,392.94
March	5787	272	8437	\$499,301.66
April	4970	295	8854	\$523,979.72
May	4870	315	9754	\$577,241.72
June	5044	287	8613	\$509,717.34
July	5205	307	9507	\$562,624.26
August	5555	300	9304	\$550,610.72
September	5762	247	7413	\$438,701.34
October	5580	214	6627	\$392,185.86
November	5415	216	6467	\$382,717.06
December	5503	222	6878	\$407,040.04
<b>Monthly Average</b>	<b>5419</b>	<b>271</b>	<b>99046</b>	
<b>TOTAL COST</b>			<b>\$5,861,542.28</b>	

2021	Jail Pop Average	Parole Average	Jail Bed Count	Cost Analysis
January	5592	229	7103	\$420,355.54
February	5690	241	6748	\$399,346.64
March	5668	239	7409	\$438,464.62
April	5550	238	7137	\$422,367.66
May	5400	240	7448	\$440,772.64
June	5471	250	7506	\$444,205.08
July	5512	240	7454	\$441,127.72
August				
September				
October				
November				
December				
<b>Monthly Average</b>	<b>5555</b>	<b>240</b>	<b>50,805</b>	
<b>TOTAL COST</b>			<b>\$3,006,639.90</b>	



# ATRS

8-13-2021

## Efficiency of the Jail Clinical Evaluation Process

---

The average lag time of the clinical evaluations during the month of June was 5 days with a range of 0-14.

## Productivity (Jail Screens & Evaluations)

---

April	Evaluations: 227 Screenings: 256
May	Evaluations: 199 Screenings: 235
June	Evaluations: 244 Screenings: 301
<b>July</b>	<b>Screenings: 190</b> <b>Evaluations: 194</b>

## CSCD Residential Placements

---

As of 08/05/2021:

10 DDC MALE beds available- 7 waiting, 1 to arrive on Monday 8/9/2021  
12 DDC FEMALE beds available- 2 waiting, 1 to arrive on Monday 8/9/2021

19 JTC MALE beds available – 61 waiting, 7 to arrive on Tuesday 8/10/2021  
34 JTC FEMALE bed available- 11 waiting, 2 to arrive on Tuesday 8/10/2021

DDC Census: 38 (20 males, 18 females)  
JTC Census: 187 (141 males, 46 females)

Total Census: 225

## Community Residential

---

**Homeward Bound (as of 8/2/21)**

Census: No update available

Waiting: 14

**Nexus Recovery Center (as of 8/2/21)**

Census: No update available

Waiting: 14

**The Salvation Army (as of 8/2/21)**

Census: No update available

Waiting: 0

# CSCD placements

---

**DIRECT COUNT AND NEW PLACEMENTS**

Felony

Direct	New
15743	456

Misdemeanor

Direct	New
4390	449

Indirect

16,766

### Jail Competency Stats 2021

	Jan	Feb	March	April	May	June	July	Aug	Sept	Oct	Nov	Dec
<b>Active</b>												
<b>New Evals - Incompetent</b>	45 (54%)	40 (60%)	60 (65%)	48 (56%)	72 (67%)	67 (62%)	59 (66%)					
<b>Waiting for the hospital - End of month</b>	261	247	268	268	273	257	283					
<b>Maximum Secure Facility</b>	94	92	86	85	83	87	95					
Males	82	84	80	80	78	81	88					
Females	12	8	6	5	5	6	7					
<b>Non-Maximum Secure Facility</b>	167	155	182	183	190	170	188					
Males	137	128	154	159	167	146	151					
Females	30	27	28	24	23	24	37					
<b>Returned to jail from the hospital</b>	7	7	15	13	16	7	7					
<b>Closed</b>												
<b>New Evals - Competent</b>	38 (46%)	27 (40%)	33 (35%)	37 (44%)	35 (33%)	41 (38%)	30 (34%)					
<b>Admitted to the state hospital</b>	13	17	26	25	19	12	8					
Maximum Secure Facility	2	6	14	5	4	2	0					
Non-Maximum Secure Facility	11	11	12	20	15	10	8					
<b>Total Competency Evaluations Completed</b>	83	67	93	85	107	108	89					
<b>Average Wait Times (Days)</b>												
Non-Maximum Secure Hospital -- Males	272	278	270	263	274	277	258					
Non-Maximum Secure Hospital -- Females	192	192	200	188	123	144	180					
Maximum Secure Hospital: Article 17.032(a) charges -- Males	625	625	543	498	600	625	640					
Maximum Secure Hospital: Article 17.032(a) charges -- Females	384	266	283	125	125	125	130					
Maximum Secure Hospital: NGRI -- Males	NGRI cases take priority for admission to Vernon State Hospital. Expected admission time is < 30 days											
Maximum Secure Hospital: NGRI -- Females												

\*Note: All individuals who are found Not Guilty by Reason of Insanity (NGRI) or found incompetent to stand trial with an offense listed in Article 17.032(a) of the Code of Criminal Procedure must be sent to the maximum-secure hospital in Vernon. All wait times are approximate.

**Jail Competency Stats 2021 (by Doctor)**

	Jan	Feb	March	April	May	June	July	Aug	Sept	Oct	Nov	Dec
<b>Dr. Daniel Altman, Ph. D.</b>	0	0	0	0	0	0	0	0				
Competent	0	0	0	0	0	0	0	0				
Incompetent	0	0	0	0	0	0	0	0				
<b>Dr. Lisa Clayton, M.D.</b>	8	8	9	9	15	11	11					
Competent	3	3	2	5	5	5	4					
Incompetent	5	5	7	4	10	6	7					
<b>Dr. Kristi Compton, Ph.D.</b>	8	1	2	3	8	2	4					
Competent	8	1	1	1	6	2	3					
Incompetent	0	0	1	2	2	0	1					
<b>Dr. Jeanine Galusha, Ph.D.</b>	2	0	6	2	1	1	1					
Competent	2	0	3	1	0	1	0					
Incompetent	0	0	3	1	1	0	1					
<b>Dr. Warren Lee, M.D.</b>	4	6	6	6	7	9	8					
Competent	3	5	4	5	5	7	6					
Incompetent	1	1	2	1	2	2	2					
<b>Dr. Antoinette McGarrahan, Ph.D.</b>	0	0	1	0	2	0	0					
Competent	0	0	1	0	0	0	0					
Incompetent	0	0	0	0	2	0	0					
<b>Dr. Michael Pittman, M.D.</b>	61	52	69	65	74	85	65					
Competent	22	18	22	25	19	26	17					
Incompetent	39	34	47	40	55	59	48					
<b>Total Competency Evaluations Completed</b>	<b>83</b>	<b>67</b>	<b>93</b>	<b>85</b>	<b>107</b>	<b>108</b>	<b>89</b>					

Male Jail Based Competency Restoration Monthly Totals													
	21-Jan	21-Feb	21-Mar	21-Apr	21-May	21-Jun	21-Jul					Total	2020 Totals
<b>Beginning of Month</b>	19	14	20	22	20	24	16						
JBCR Referrals	23	5	8	23	17	6	15					23	213
JBCR Referrals Entered Into Program	16	12	6	8	16	6	17					16	138
<b>Successful Completions</b>													
Transitioned to OCR	0	0	0	1	2	0	0					0	3
Found Competent	10	4	3	4	5	2	4					10	35
Case Dismissed/ Community Transition	1	0	1	2	3	2	2					1	22
<b>Unsuccessful Completions/ ICR Transfers</b>													
Transferred to State Hospital	2	0	0	0	0	0	1					2	6
JBCR Discharge: Client Withdraw	1	0	0	0	0	0	0					1	3
JBCR: Client Removed for Clinical Reasons	2	2	0	0	1	2	2					2	17
JBCR Discharge: Client Removed for Behavioral Reasons	4	1	0	1	2	8	2					4	51
<b>End of Month</b>	14	20	22	20	24	16	17					14	
Average LOS in JBCR (Days)	58	32	88	65	75	44	77						
Average LOS in Jail for JBCR Successful Completions (Days)	88	46	88	74	85	32	105						
Average LOS in Jail for JBCR Unsuccessful Completions (Days)	22	13	N/A	3	41	48	42						
<b>Average LOS for placement for males to Non-Maximum Secure State Hospital</b>													
Average LOS for placement for males to Non-Maximum Secure State Hospital	272 days	278 days	270 days	263 days	274 days	277 days	258 days						
<b>Average LOS for placement for males to Maximum-Secure State Hospital</b>													
Average LOS for placement for males to Maximum-Secure State Hospital	625 days	625 days	543 days	498 days	600 days	625 days	640 days						
<b>Total Jail Beds Saved</b>													
Total Jail Beds Saved	1438	1025	2272	938	1040	1842	1112					9667	6876
<b>Total Cost Savings in Jail Bed Days</b>													
Total Cost Savings in Jail Bed Days	\$ 86,265.62	\$ 61,489.75	\$ 136,297.28	\$ 56,270.62	\$ 62,389.60	\$ 110,501.58	\$ 66,708.88					\$ 579,923.33	\$ 381,537.36

Female Jail Based Competency Restoration Monthly Totals														
	21-Jan	21-Feb	21-Mar	21-Apr	21-May	21-Jun	21-Jul						Total	2020 Totals
<b>Beginning of Month</b>	6	5	7	5	4	5	5							
JBCR Referrals	2	1	2	4	8	1	3						21	21
JBCR Referrals Entered Into Program	3	4	2	2	2	1	2						16	11
<b>Successful Completions</b>														
Transitioned to OCR	0	0	0	0	0	0	0						0	1
Found Competent	2	3	2	2	0	0	1						10	3
Case Dismissed/ Community Transition	1	0	1	0	0	1	0						3	1
<b>Unsuccessful Completions/ ICR Transfers</b>														
Transferred to State Hospital	0	0	1	1	1	0	0						3	1
JBCR Discharge: Client Withdraw	0	0	0	0	0	0	0						0	0
JBCR: Client Removed for Clinical Reasons	0	0	0	0	0	0	0						0	0
JBCR Discharge: Client Removed for Behavioral Reasons	0	0	0	0	0	0	0						0	0
<b>End of Month</b>	5	7	5	4	5	5	6						37	29
Average LOS in JBCR (Days)	67	46	140	59	38	25	149						524	
Average LOS in Jail for JBCR Successful Completions (Days)	67	46	134	56	N/A	25	149						477	
Average LOS in Jail for JBCR Unsuccessful Completions (Days)	N/A	N/A	160	61	38	N/A	N/A							
Average LOS for placement for females to Non-Maximum Secure State Hospital	192 days	192 days	200 days	188 days	123 days	144 days	180 days							
Average LOS for placement for females to Maximum-Secure State Hospital	384 days	266 days	283 days	125 days	125 days	123 days	130 days							
<b>Total Jail Beds Saved</b>	209	211	146	160	77	97	0						900	184
<b>Total Cost Savings in Jail Bed Days</b>	\$ 12,537.91	\$ 12,657.89	\$ 8,758.54	\$ 9,598.40	\$ 4,619.23	\$ 5,819.03	\$ -						\$ 53,991.00	\$ 11,038.16



**Monthly JIMI/STELLA Jail Mental Health Flag Report**

**2020 TOTALS**

	Total Bookins	Total Unique Individuals Flagged for Mental Health	Mental Health Flag Categories:	NorthStar ID	NTBHA ID	TLETS Match	PAP Flag	MH AIS Flag
<b>YEARLY 2020 TOTAL</b>	45,625	28,951		7,089	8,294	11,248	3,136	20,078
			Percentages	24.57%	29.00%	39.43%	10.75%	69.30%

**2021 TOTALS**

MONTH	Total Bookins	Total Unique Individuals Flagged for Mental Health	Mental Health Flag Categories:	NorthStar ID	NTBHA ID	TLETS Match	PAP Flag	MH AIS Flag
Jan-21	3,843	2,442		594	774	889	312	1,764
			Percentages	24.32%	31.70%	36.40%	12.78%	72.24%
Feb-21	3,196	2,070		504	609	694	247	1,553
			Percentages	24.35%	29.42%	33.53%	11.93%	75.02%
Mar-21	4,576	2,921		684	867	1,014	356	2,174
			Percentages	23.42%	29.68%	34.71%	12.19%	74.43%
Apr-21	4,203	2,782		622	826	897	334	2,165
			Percentages	22.36%	29.69%	32.24%	12.01%	77.82%
May-21	4,116	2,705		592	865	932	310	2,084
			Percentages	21.89%	31.98%	34.45%	11.46%	77.04%
Jun-21	4,255	2,807		629	876	966	313	2,074
			Percentages	22.41%	31.21%	34.41%	11.15%	73.89%
Jul-21	4,303	2,760		585	875	914	377	2,024
			Percentages	21.20%	31.70%	33.12%	13.66%	73.33%

**\*Note:** Data listed above is reflective of unique individuals who receive at least one mental health flag from one of the identified categories. Individuals may be flagged in more than one category. Percentages above are indicative of that specific mental health flag category only.

**Mental Health Flag Categories Explained**

NorthStar ID:	Individuals who have an identified service utilization history and service ID from the previous mental health Northstar system
NTBHA ID:	Individuals who have an identified service utilization and service ID from the current mental health NTBHA system
TLETS Match:	Texas Law Enforcement Telecommunications System, Flags sent from DPS that shows individuals who have any history of state-paid MH service
PAP Flag:	Parkland Jail Health Psychological Assessment Program
MH AIS Flag:	Individuals flagged for mental health concerns through the bookin process (from the gold form)