

Jail Population Committee Meeting Agenda

September 10, 2021, 10:00 a.m.

Virtual Microsoft Teams Meeting:

Call-in Line:+1 469-208-1731; Conference ID: 823 385 851#

PowerBI Dashboard-Public Access Link:

<https://www.dallascounty.org/departments/criminal-justice/jail-population.php>

I. Jail Population- Snapshot 09/03/2021 – 5,749

- Detention Early Warning Report (DEWR) Glossary *(page 2)*
- AUG 2021 DEWR *(page 3)*
- AUG Highlights: **HIGH:** 08/30 of **5,823** & **Low:** 08/03 of **5,567** Range: of **256**
- DEWR Bucket Comparison & Addendum *(page 4)*
- DEWR Bucket Monthly Averages *(page 5 & 6)*
- Jail Population Monthly Averages & graphs/charts *(pages 7 thru 10)*
 - 08/21: 5,710 (+198)
 - 07/21: 5,512 (+41)
 - 06/21: 5,471 (+71)
- Book-in Averages (6 mo.): AUG.136, JUL.139, JUN.142, MAY 133, APR. 140, MAR. 148
- Release Averages (6 mo.): AUG.128, JUL.133, JUN.143, MAY 133, APR. 145, MAR. 151
- July Book-in (Gender, Homeless, Mental Health) graphs/charts *(pages 11 & 12)*
- Release totals by category & addendum *(pages 13 & 14)*
- Average length of stay based on release reason & addendum *(pages 15 & 16)*
- Waivers by Court and by Month *(page 17)*
- Felony Courts Monthly Dispositions & Pending Dispo by Court *(pages 18 & 19)*
- Special Programs list: As of 08/30/2021-283 waiting; Wilmer-116, RT-38, ISF-100, MH-29

II. District Attorney's Office Activities

- Community Response Team/ State Jail Unit (SJU)- **James Bagnall**
- Intake/Grand Jury Unit- **Ellyce Lindberg/ MaryAnne Gallagher**
- DA's cases pending lab analysis- **Dr. Brittany Casey**
- Pretrial Bond Review Hearing-**Kim Nesbitt**

III. Public Defender's Office Activities- Lynn Richardson

- Monthly Court Stats/Mental Health Stats /Mental Health PR Bonds – Attorney Case Appointments

IV. Jail Population Management Team

- Pretrial Services- **Duane Steele/ Jeff Segura**
- Data Management Unit (DMU)- **Jimmy Patterson**
- County Criminal Courts Initiative- **Pat Johnson**
- Texas Department of Criminal Justice (TDCJ) Activity Reports- **Tiffany Johnson**
- Parole Initiatives- **Alethea Robinson**
- CSCD Updates/ATRS Stats- **Dr. Jill Johansson-Love/ Dr. Marta Kang**
- GMJ Update- **Suzanne Bradford**

IV. Mental Health Updates- Laura Edmonds

- State Hospital Waitlist Reports
- Jail Based Competency Restoration Monthly Report
- Monthly JIMI/STELLA Jail Mental Health Flag Report

Detention Early Warning Report (DEWR)-Glossary

The DEWR is a 32 line item report which provides a snapshot of the Dallas County Jail Population, capturing the primary case status/category (also referred to as a “bucket”). The DEWR consists of pre-disposition Felony and Misdemeanor cases, and those adjudicated which are awaiting release or transfer.

1	Felony not filed:	Felony arrest made by local law enforcement agencies (LEA's), case has not been accepted by the District Attorney (DA).
2	Felony pending Grand Jury (GJ):	Felony cases accepted for prosecution and awaiting presentation to the GJ.
	Felony not including State Jail	
3	Felonies (SJF):	Felony offenses excluding SJF which have been indicted by the GJ and are now pending in the felony courts.
4	SJF pending disposition:	SJF offenses which have been indicted by the GJ and are now pending in the felony courts.
5	Probation Violators (PV) Felony:	Defendants (Def's) in jail for various violations of the terms and conditions of their felony probation.
	Texas Department of Criminal Justice (TDCJ) over 10 years on appeal or TDC no appeal-	Def's received a felony conviction and were sentenced to TDCJ >10 years; the case may or may not be on appeal. Def is not eligible for bond.
6	Bench Warrants:	Def's being held as a witness in another Def's case; will be transferred back to TDCJ once the case is resolved.
7	TDCJ 10 years or less on appeal:	Def's received a felony conviction and were sentenced to TDCJ <10 years and are appealing their sentence; may be eligible to post bond.
8	Sentenced to SJF:	Def's received a felony conviction and were sentenced to a State Jail Facility, awaiting transfer.
9	SJF on appeal:	Def's received a felony conviction and were sentenced to a State Jail Facility and filed an appeal; may be eligible to post bond
10	SJF serving in county jail:	Def's received a felony conviction and were sentenced to time in the county jail.
11	Misdemeanor not filed:	Def's arrested for a misdemeanor offense by a local LEA; case has not been filed by the DA's office in the county courts.
12	Misdemeanor filed pending:	Def's charged with a misdemeanor offense and their cases have been filed with the county courts and are pending disposition
13	Misdemeanor PV:	Def's in jail for various violations of the terms and conditions of their county court probation.
	Serving County Time as a Condition of Probation:	Def's held in county jail as a condition of probation (sanction). Not eligible for good time credit.
14	Serving County Time & Fines:	Def's sentenced to jail time and are serving their sentence.
	Serving Fines and Court Cost only:	Def's serving time for fines and court cost only.
15	Out of County/State Hold:	Def's being held for another county or jurisdiction. Upon completion of their Dallas County jail time, agencies typically have 10 days to pick up the defendant or they are released.
16	Parole Violations:	Def's in jail for various violations of the terms and conditions of their felony parole.
	SAFPF (Substance Abuse Felony Punishment Facility):	Def's ordered to a substance abuse treatment facility as a condition of felony probation and are awaiting transfer to that facility.
17	Special Programs:	Def's being held for Wilmer Judicial Treatment Center, Electronic Leg Monitor (ELM), or other community treatment programs.
18	Other Incompetent:	Def's being held in county jail awaiting transfer to a State Mental Health Facility.
19	US Marshal:	Dallas County contracts as a US Marshal holding facility.
20	Contempt in Jail:	Def's in jail for contempt of court.
21	Contempt Furlough:	Def's temporarily released from the jail.
22	Peace Bond:	Court ordered cash bond designed to keep the peace and protect a person or property from a threat (rarely used).
23	Texas Youth Commission (TYC):	Def's being held for transfer to TYC; TYC is now Texas Juvenile Justice Department (TJJD).
24	Immigration:	Def's detained by U.S. Immigration and Customs Enforcement (ICE) being held for transfer to a federal facility for immigration detainees.
25	Class C Misdemeanor only:	Citations which result in a fine, serving time in jail.
26	Contract Inmates:	Contract Holds for another County or Jurisdiction (overflow).
27	US Military:	Temporary hold for US Military.
28	Default:	Def's in transit: recently booked into jail (on the floor), have not been classified, and/or assigned to a jail/tank/housing unit
29		
30		
31		
32		

Detention Early Warning Report (DEWR) August 2021

	8/1	8/2	8/3	8/4	8/5	8/6	8/7	8/8	8/9	8/10	8/11	8/12	8/13	8/14	8/15	8/16	8/17	8/18	8/19	8/20	8/21	8/22	8/23	8/24	8/25	8/26	8/27	8/28	8/29	8/30	8/31	Avg	
Felony not filed	510	534	529	513	522	524	515	534	552	550	544	529	540	507	546	561	543	530	537	547	537	571	589	567	590	587	595	580	604	623	588	552	
Felony pend. Grand Jury	676	672	666	653	636	628	627	624	622	615	588	566	560	557	554	552	526	532	504	463	457	452	453	451	449	439	437	448	445	444	419	539	
Felony not incl. SJF	2090	2089	2094	2120	2132	2138	2157	2157	2156	2172	2193	2213	2208	2207	2206	2205	2226	2231	2234	2252	2250	2244	2244	2256	2257	2264	2249	2226	2227	2228	2254	2199	
SJF pend dispo	290	290	295	300	308	312	311	312	312	324	320	320	334	334	333	333	334	332	340	328	330	331	332	337	336	338	347	342	344	343	342	325	
PV-Felony	348	353	362	358	352	351	359	371	376	374	367	371	365	360	363	366	372	369	360	357	360	361	367	367	359	346	341	342	346	349	336	359	
TDC over 10y/appeal	251	221	222	227	230	239	250	250	214	218	224	233	222	235	235	235	224	235	241	250	259	259	259	244	257	255	267	278	278	278	290	245	
Bench Warrants	37	36	36	36	35	38	38	39	38	39	40	39	40	41	41	41	41	41	41	42	44	44	44	44	46	47	49	48	48	48	48	42	
TDC<10yr/appeal	5	5	5	5	5	5	5	5	5	5	5	5	5	5	5	5	5	6	6	6	6	6	6	6	6	6	6	6	6	6	6	5	
Sentd. SJF	94	94	97	98	92	90	91	91	90	93	96	95	98	98	99	99	99	97	98	98	99	100	100	102	105	112	114	115	115	112	114	100	
SJF on appeal	0	0	0	0	0	0	0	0	0	0	0	0	0	0	0	0	0	0	0	0	0	0	0	0	0	0	0	0	0	0	0	0	
SJF serv in co jail	12	12	12	12	13	15	14	11	9	12	14	12	10	10	7	7	6	6	5	9	6	6	6	8	6	6	11	13	12	11	13	10	
Misd. not filed	74	92	87	79	68	60	50	59	76	88	77	63	65	55	75	78	85	69	60	58	69	76	85	79	66	74	64	55	76	97	92	73	
Misd. filed pend.	152	154	150	161	160	140	156	155	158	153	148	141	149	151	151	147	148	145	136	139	154	156	152	148	151	152	152	145	145	147	145	150	
Misd-PV	1	1	1	1	1	1	2	2	2	0	0	0	0	0	0	0	0	0	0	0	0	0	0	0	0	0	0	0	0	0	0	0	
Serv in jail (Cond of Prob)	20	20	24	24	21	26	27	24	23	26	27	26	27	31	29	25	25	26	26	32	33	32	31	32	30	22	21	23	17	17	17	25	
Serving Co time & fines	15	13	14	13	16	18	20	18	18	21	20	21	22	22	18	17	18	16	16	18	18	15	14	14	14	15	14	17	15	13	12	17	
Serv fines/CT cost only	0	0	0	0	0	0	0	0	0	0	0	0	0	0	0	0	0	0	0	0	0	0	0	0	0	0	0	0	0	0	0	0	
Out of county/state	65	69	38	49	52	65	65	75	78	58	69	65	72	90	97	95	90	94	98	85	105	106	102	80	90	103	102	100	113	111	100	83	
Parole Violations	227	228	233	218	224	226	229	233	233	231	239	241	234	238	238	237	242	247	248	257	265	270	274	261	254	259	256	257	259	260	260	244	
SAFPF	157	157	155	156	161	162	166	166	166	166	159	163	165	165	165	165	165	152	129	131	135	135	135	135	136	130	130	135	135	134	138	150	
Special Programs	177	172	172	174	179	184	185	187	182	171	180	182	186	197	200	200	201	187	195	189	188	189	185	180	178	181	185	194	195	193	187	186	
Other- Incompetent	289	289	287	287	289	291	291	291	291	291	290	293	294	294	294	294	295	299	298	301	301	301	301	300	300	300	308	312	312	312	310	297	
U.S. Marshal holds	34	34	34	34	33	35	35	35	36	34	35	35	32	33	33	33	34	37	40	41	40	40	40	38	39	38	37	38	38	38	38	36	
Contempt-in Jail	2	2	1	2	1	0	0	0	0	0	2	1	1	1	2	2	2	2	2	2	2	2	2	2	2	3	3	4	4	5	3	2	
Contempt-Furlough	1	0	0	0	0	0	1	1	0	0	0	0	0	0	0	0	0	0	0	0	0	0	0	0	0	0	0	0	0	0	0	0	
PEACE Bond	0	0	0	0	0	0	0	0	0	0	0	0	0	0	0	0	0	0	0	0	0	0	0	0	0	0	0	0	0	0	0	0	
TYC hold	0	0	0	0	0	0	0	0	0	0	0	0	0	0	0	0	0	0	0	0	0	0	0	0	0	0	0	0	0	0	0	0	
Immigration hold	1	0	1	0	1	0	0	0	1	1	1	2	0	1	1	0	3	2	1	3	4	5	1	1	3	1	3	2	2	0	1	1	
Class C Misd. only	0	0	0	0	0	0	0	0	0	0	0	0	0	0	0	0	0	0	0	0	0	0	0	0	0	0	0	0	0	0	0	0	
Contract inmates	0	0	0	0	0	0	0	0	0	0	0	0	0	0	0	0	0	0	0	0	0	0	0	0	0	0	0	0	0	0	0	0	
U.S. Military hold	0	0	0	0	0	0	0	0	0	0	0	0	0	0	0	0	0	0	0	0	0	0	0	0	0	0	0	0	0	0	0	0	
Default	60	46	52	77	75	65	74	73	81	69	67	94	79	79	68	89	66	67	73	96	78	72	75	78	74	59	53	66	54	54	62	70	
Jail Population w/ Furlough added	5588	5583	5567	5597	5606	5613	5668	5713	5719	5711	5705	5710	5708	5711	5760	5786	5750	5722	5688	5704	5740	5773	5797	5730	5748	5737	5744	5746	5790	5823	5775	5710	177012
Actual Jail Population	5587	5583	5567	5597	5606	5613	5667	5712	5719	5711	5705	5710	5708	5711	5760	5786	5750	5722	5688	5704	5740	5773	5797	5730	5748	5737	5744	5746	5790	5823	5775	5710	177009

INTAKES
RELEASES
VARIANCE

	L																												H																												SUM
INTAKES	93	105	159	154	142	176	131	115	164	132	127	149	129	139	111	127	134	125	145	155	122	102	121	161	128	150	150	127	132	147	150	136	4202																								
RELEASES	56	128	151	136	160	126	71	74	155	181	134	122	167	74	75	123	176	163	165	123	87	67	134	190	112	173	176	70	84	146	179	128	3978																								
VARIANCE	-37	23	-8	-18	18	-50	-60	-41	-9	49	7	-27	38	-65	-36	-4	42	38	20	-32	-35	-35	13	29	-16	23	26	-57	-48	-1	29	-7	-224																								

AVG LENGTH OF STAY 39	Total Bookings	4,202	Total Releases	3,978	Total Jail Bed Days	177,009	= \$	10,475,393	Page 3
------------------------------	-----------------------	--------------	-----------------------	--------------	----------------------------	----------------	-------------	-------------------	--------

DEWR BUCKET COMPARISON

BUCKET NAMES	AUG 2020 vs 2021	Aug 20	Aug 21	Jun 21	July 21	Aug 21	JUL vs AUG
Variance							
Jail Population Avg.	155	5555	5710	5471	5512	5710	198
SPECIAL FOCUS							
Fel.pend excl.SJF	227	1972	2199	2070	2003	2199	196
Felony pend Grand Jury	124	415	539	566	719	539	-180
Felony Not Filed	121	431	552	477	493	552	59
Incompetent	71	226	297	281	281	297	16
State Jail Felony Pend.	70	255	325	290	284	325	41
Probation Viol. Felony	51	308	359	345	358	359	1
Special Programs	50	136	186	155	156	186	30
TRENDING UP							
Misdemeanors pending	21	129	150	129	141	150	9
Out of Co/State	19	64	83	74	62	83	21
Serving County Time	11	6	17	23	20	17	-3
Serv as Cond of Prob.	6	19	25	20	20	25	5
TRENDING DOWN							
U.S. Marshal	-82	118	36	45	45	36	-9
Sentenced to SJF	-67	167	100	90	86	100	14
Parole Violator only	-56	300	244	250	240	244	4
SAFPF	-35	185	150	156	146	150	4
TDC<10yr/appeal	-12	17	5	7	5	5	0
Immigration	-6	7	1	2	2	1	-1
STABLE							
Bench Warrants	3	39	42	35	37	42	5
SJF-Serv Co.Jail (12.44a)	2	8	10	14	14	10	-4
Contempt in Jail	1	1	2	1	1	2	1
Class C Misd. only	0	0	0	0	0	0	0
TYC	0	0	0	0	0	0	0

DEWR BUCKET MONTHLY AVERAGES

	Aug 19	Aug 20	Jan 21	Feb 21	Mar 21	Apr 21	May 21	Jun 21	Jul 21	Aug 21	2021 Avg
Felony not filed	356	431	505	545	579	590	529	477	493	552	534
Felony pend GJ	612	415	574	486	407	376	490	566	719	539	520
Fel.pend excl.SJF	1693	1972	2104	2180	2203	2189	2079	2070	2003	2199	2128
State Jail Fel only	305	255	285	303	303	273	267	290	284	325	291
PV-Felony	327	308	354	344	334	342	344	345	358	359	347
TDC over 10yrs	225	621	258	336	319	311	302	297	253	245	290
Bench Warrants	46	39	30	27	33	35	35	35	37	42	34
TDC <10y/appeal	15	17	10	10	10	9	8	7	5	5	8
Sentenced SJF	49	167	111	109	104	108	98	90	86	100	101
Sentd SJF/appeal	2	0	0	0	0	0	0	0	0	0	0
SJF-Serv Co Jail	41	6	13	11	15	12	12	14	14	10	13
Misdmnr not filed	128	69	77	66	69	68	60	73	75	73	70
Misdmnr filed-pend	197	129	152	147	131	136	130	129	141	150	139
PV-Misdmnr	0	3	2	1	1	3	1	1	1	0	1
Serv as Con of Prob	53	19	14	14	15	14	18	23	20	25	18
Serv Co time/ fines	30	8	12	13	19	20	19	20	20	17	18
Serv fines/ fees only	0	0	0	0	0	0	0	0	0	0	0
Out of Co/State	62	64	102	90	76	76	59	74	62	83	78
Parole Vio.	276	300	229	241	239	238	240	250	240	244	240
SAFPF	210	185	130	119	161	141	152	156	146	150	144
Sp.Pgrms	254	136	195	226	232	208	170	155	156	186	191
Incompetent	172	226	271	262	267	265	274	281	281	297	275
US Marshall	59	118	88	89	81	68	49	45	45	36	63
Cntmpt-in Jail	15	1	0	1	1	1	1	1	1	2	1
Furlough	0	0	0	0	0	0	0	0	0	0	0
PEACE Bond	0	0	0	0	0	0	0	0	0	0	0
TYC hold	0	0	0	0	0	0	0	0	0	0	0
Immigration hold	6	7	7	3	2	2	1	2	2	1	2
Class C only	7	0	0	0	0	0	0	0	0	0	0
Contract	0	0	0	0	0	0	0	0	0	0	0
US Military	0	0	0	0	0	0	0	0	0	0	0
Default	57	59	70	66	67	62	62	70	69	70	67
Furlough added	5198	5555	5593	5690	5668	5550	5400	5471	5512	5710	5574
Jail Population Actual	5198	5555	5592	5690	5668	5550	5400	5471	5512	5710	5574

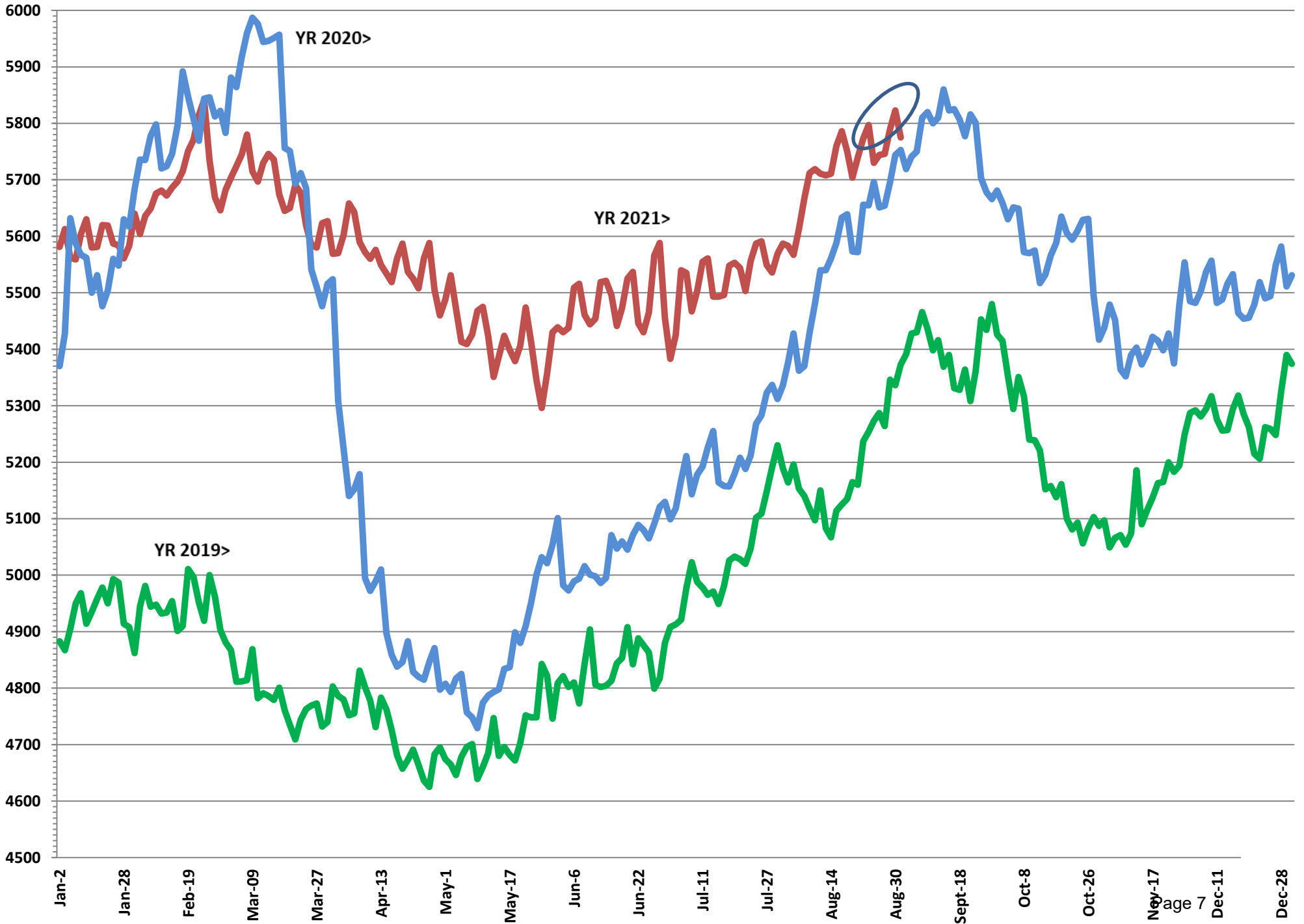
INTAKES	180	130	124	114	148	140	133	142	139	136	135
RELEASES	175	115	119	112	151	145	133	143	133	128	133
VARIANCE	-5	-15	-5	-2	3	5	0	1	-6	-8	-2

Dallas County Jail Population 3-year statistical summary for 2019, 2020 & 2021

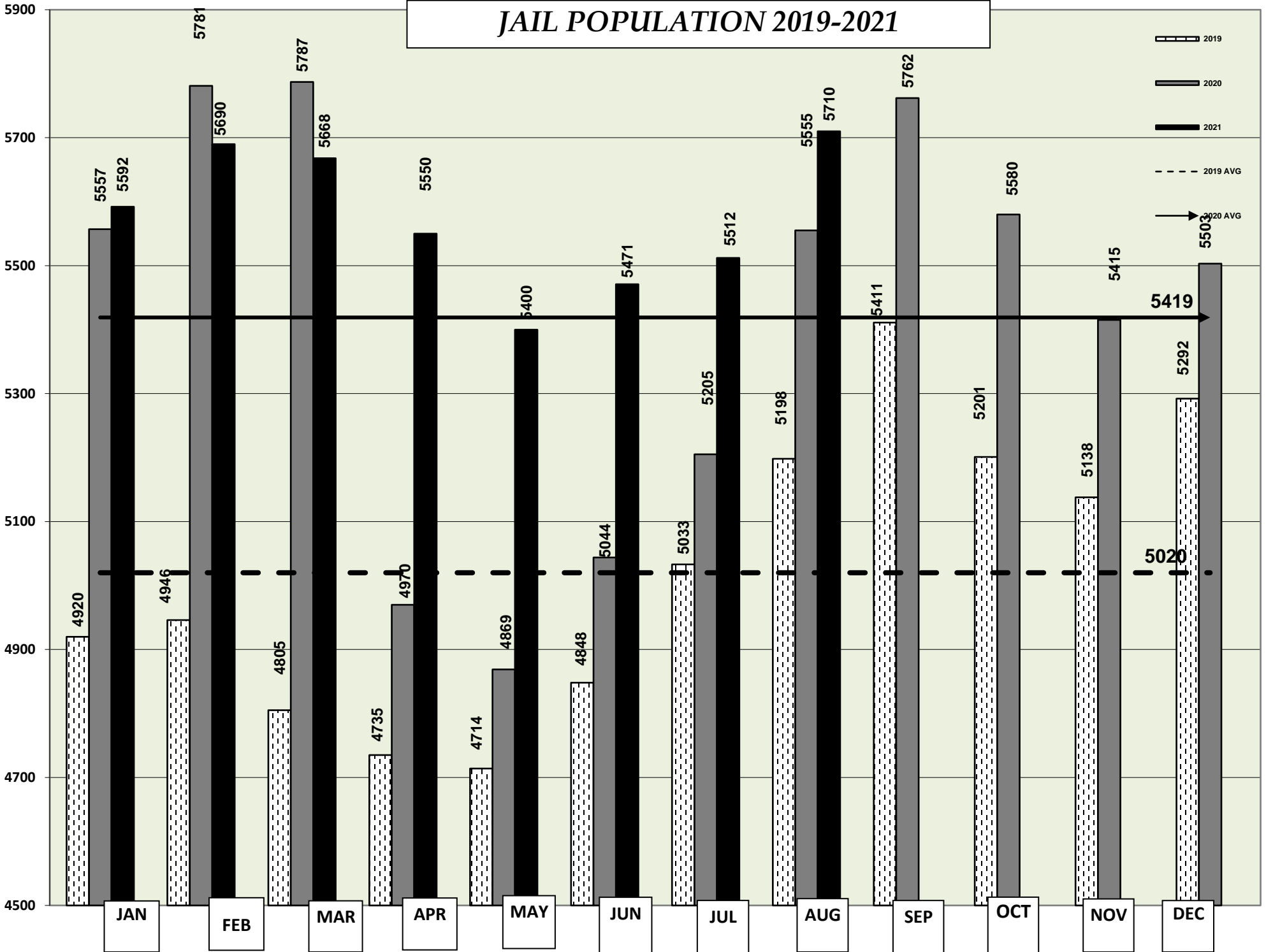
JAIL POPULATION MONTHLY AVERAGES							
2019	Jail Pop AVG	2019	2020	Jail Pop AVG	2020	2021	Jail Pop AVG
Jan-19	4920	5020	Jan-20	5557	5419	Jan-21	5592
Feb-19	4946	5020	Feb-20	5781	5419	Feb-21	5690
Mar-19	4805	5020	Mar-20	5787	5419	Mar-21	5668
Apr-19	4735	5020	Apr-20	4970	5419	Apr-21	5550
May-19	4714	5020	May-20	4869	5419	May-21	5400
Jun-19	4848	5020	Jun-20	5044	5419	Jun-21	5471
Jul-19	5033	5020	Jul-20	5205	5419	Jul-21	5512
Aug-19	5198	5020	Aug-20	5555	5419	Aug-21	5710
Sep-19	5411	5020	Sep-20	5762	5419	Sep-21	
Oct-19	5201	5020	Oct-20	5580	5419	Oct-21	
Nov-19	5138	5020	Nov-20	5415	5419	Nov-21	
Dec-19	5292	5020	Dec-20	5503	5419	Dec-21	
YR AVG	5020		YR AVG	5419		YR AVG	5574

BOOKINS MONTHLY TOTALS							
2019	Total bookins	2019	2020	Total bookins	2020	2021	Total bookins
Jan-19	5488	5112	Jan-20	5119	3802	Jan-21	3843
Feb-19	5089	5112	Feb-20	4794	3802	Feb-21	3196
Mar-19	5521	5112	Mar-20	4201	3802	Mar-21	4576
Apr-19	5102	5112	Apr-20	2891	3802	Apr-21	4203
May-19	5470	5112	May-20	3103	3802	May-21	4116
Jun-19	4990	5112	Jun-20	2910	3802	Jun-21	4255
Jul-19	5478	5112	Jul-20	3220	3802	Jul-21	4303
Aug-19	5589	5112	Aug-20	4037	3802	Aug-21	4202
Sep-19	5006	5112	Sep-20	3862	3802	Sep-21	
Oct-19	4554	5112	Oct-20	4053	3802	Oct-21	
Nov-19	4509	5112	Nov-20	3781	3802	Nov-21	
Dec-19	4543	5112	Dec-20	3652	3802	Dec-21	
YR AVG	5112		YR AVG	3802		YR AVG	4087
TOTAL	61,339		TOTAL	45,623		TOTAL	32,694

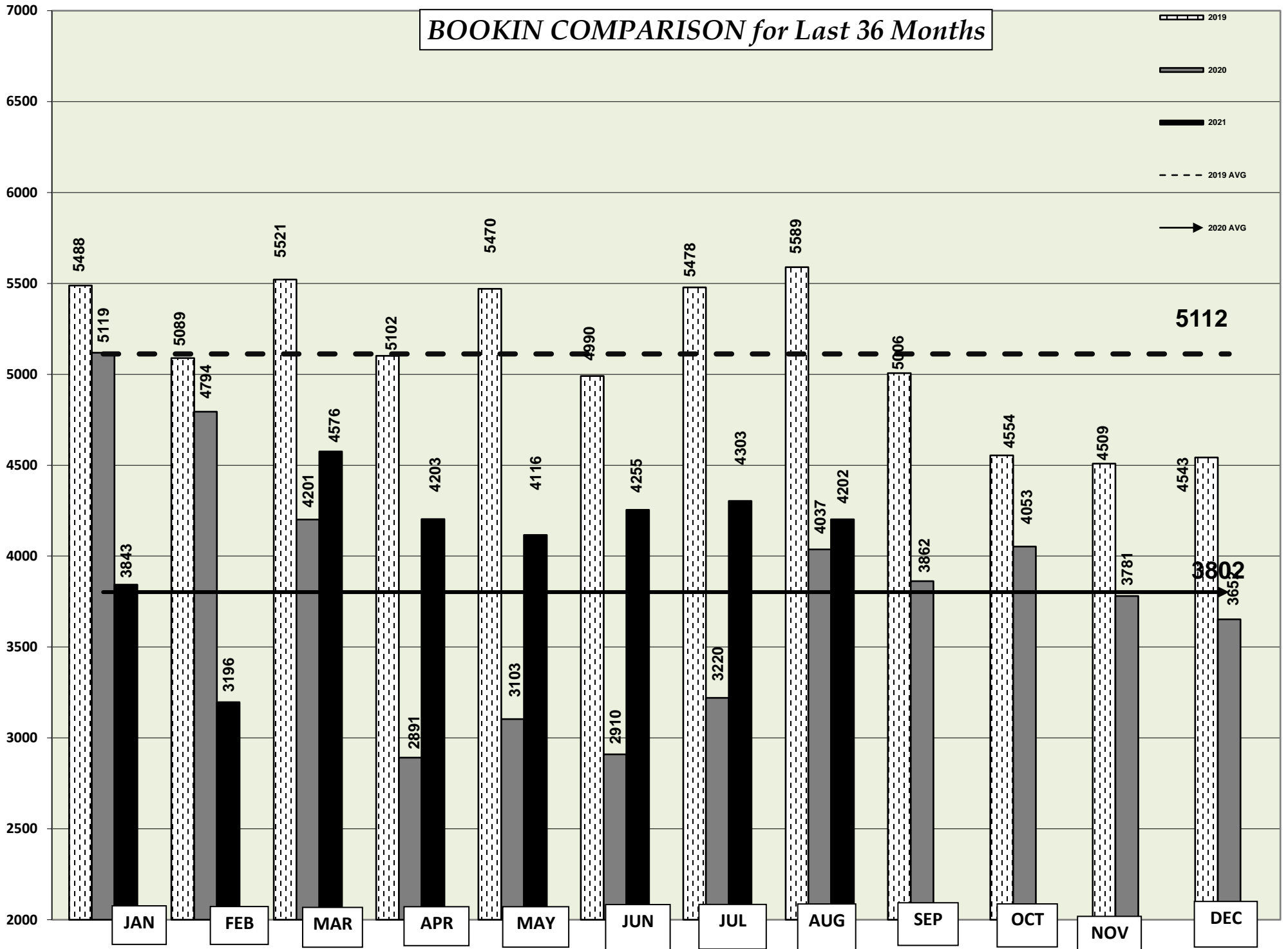
Dallas County Jail Population 2019 - 2021



JAIL POPULATION 2019-2021

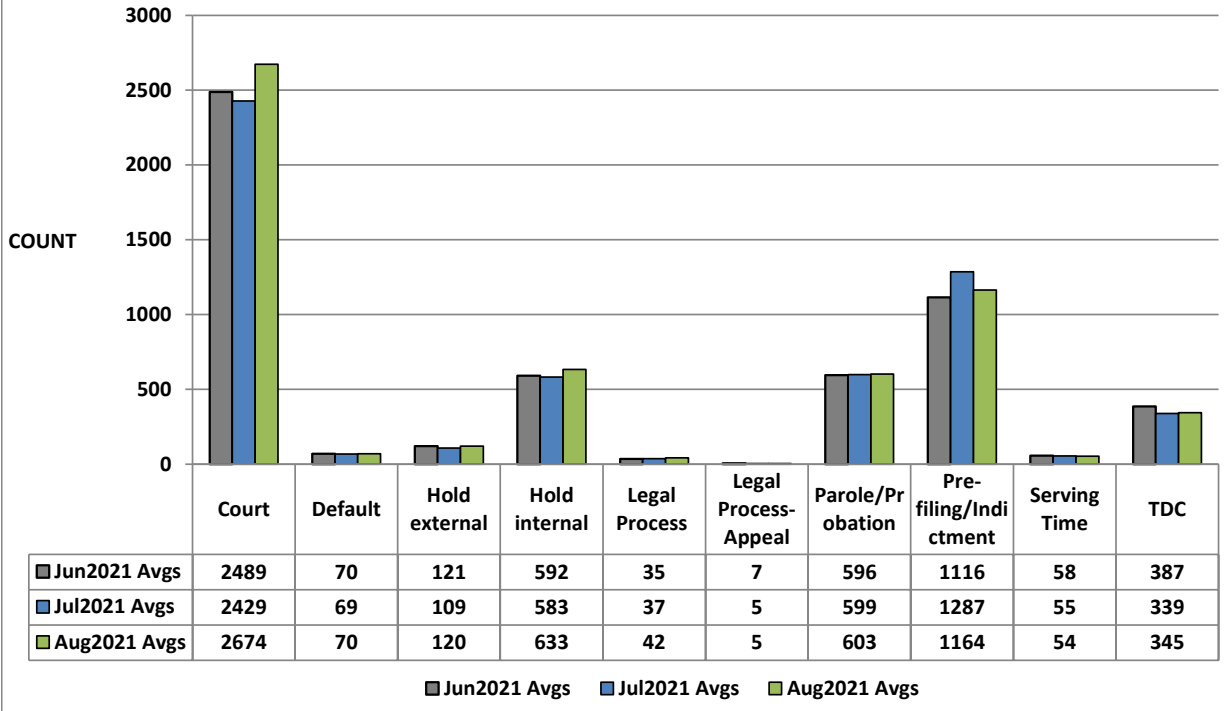


BOOKIN COMPARISON for Last 36 Months



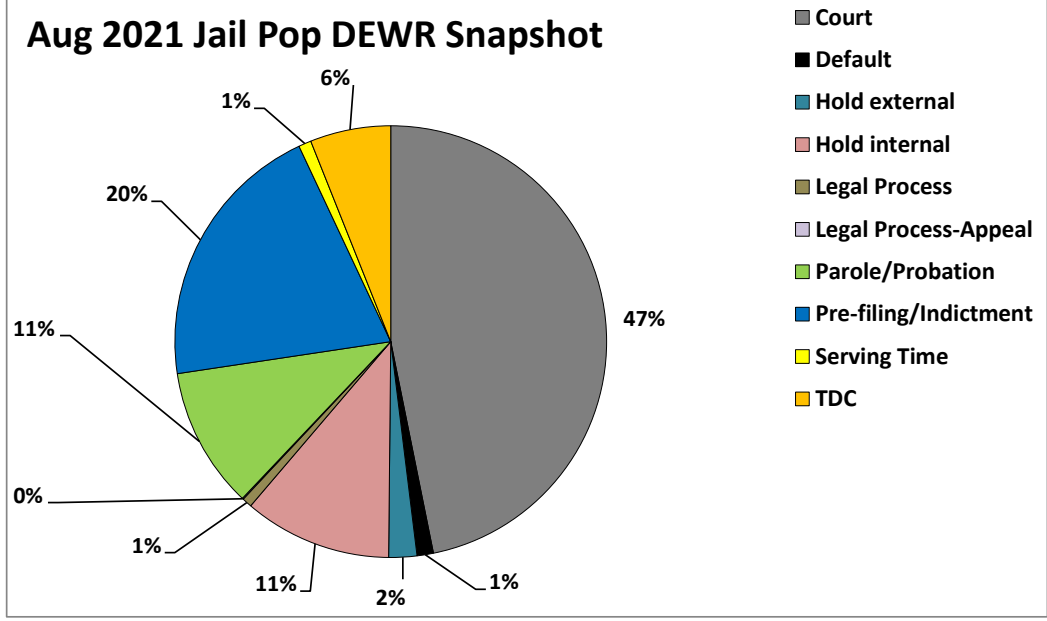
Past 2 months vs Aug 2021 Snapshot

3-MONTH Jail Pop DEWR BUCKET MONTHLY AVG'S COMPARISON



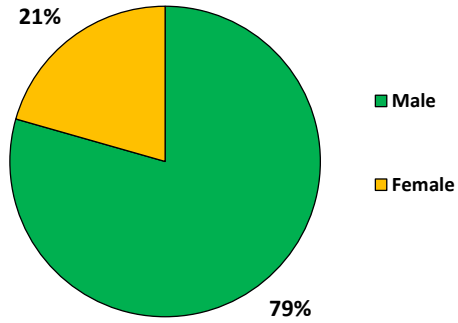
Jail Pop Buckets	Jail Pop Category
Misdnmr filed-pend	Court
Fel.pend excl.SJF	Court
State Jail Fel only	Court
Default	Default
Out of Co/State	Hold external
US Marshal	Hold external
TYC hold	Hold external
Immigration hold	Hold external
Contract	Hold external
US Military	Hold external
SAFPF	Hold internal
Sp.Pgrms	Hold internal
Incompetent	Hold internal
Bench Warrants	Legal Process
TDC <10y/appeal	Legal Process-Appeal
Sentd SJF/appeal	Legal Process-Appeal
Parole Vio.	Parole/Probation
PV-Felony	Parole/Probation
PV-Misdnmr	Parole/Probation
Felony not filed	Pre-filing/Indictment
Felony pend GJ	Pre-filing/Indictment
Misdnmr not filed	Pre-filing/Indictment
SJF-Serv Co Jail	Serving Time
Serv as Con of Prob.	Serving Time
Serv Co time/ fines	Serving Time
Serv fines/ fees only	Serving Time
Cntmpt-in Jail	Serving Time
Class C only	Serving Time
TDC over 10yrs	TDC
Sentenced SJF	TDC

Aug 2021 Jail Pop DEWR Snapshot

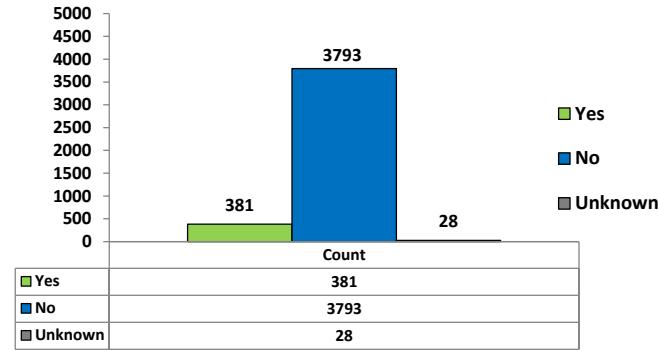


Aug 2021 BOOK-INS SNAPSHOT

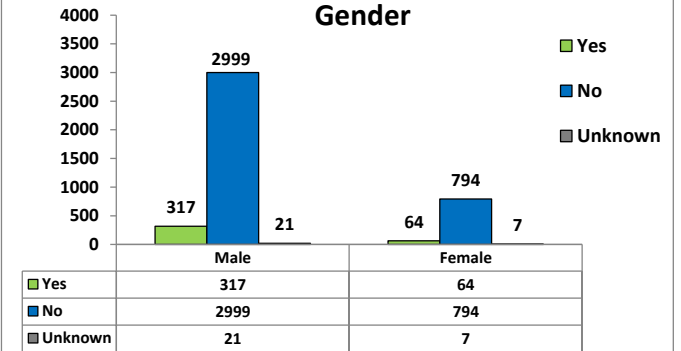
AUG 2021 BookIn Gender



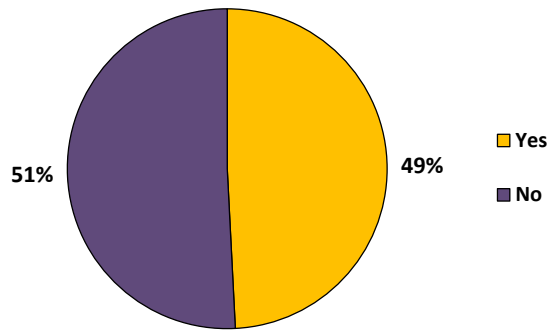
AUG 2021 BookIn Homelessness



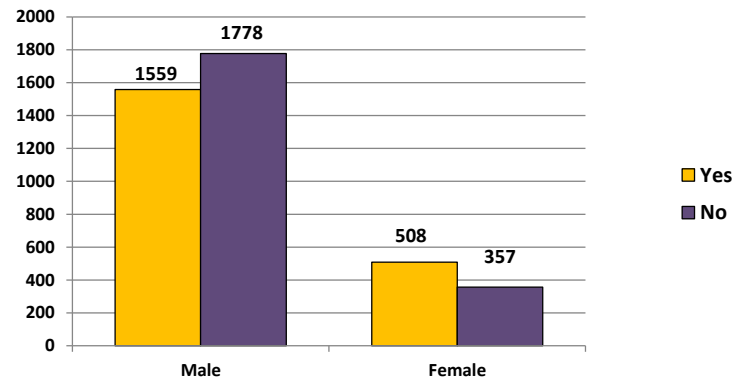
AUG 2021 BookIn Homelessness by Gender



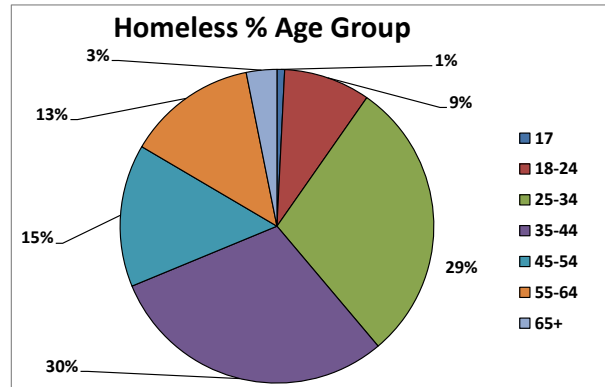
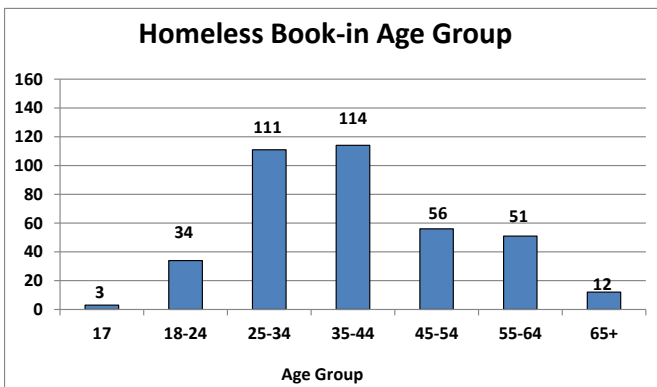
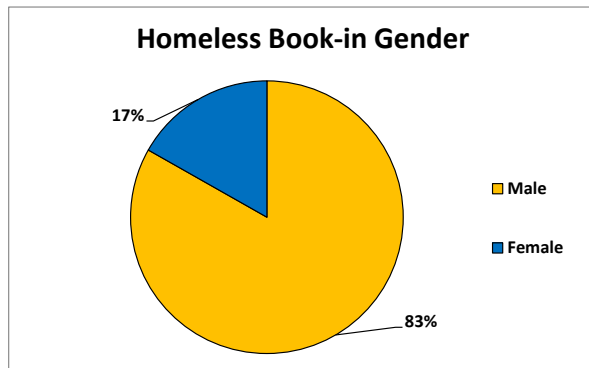
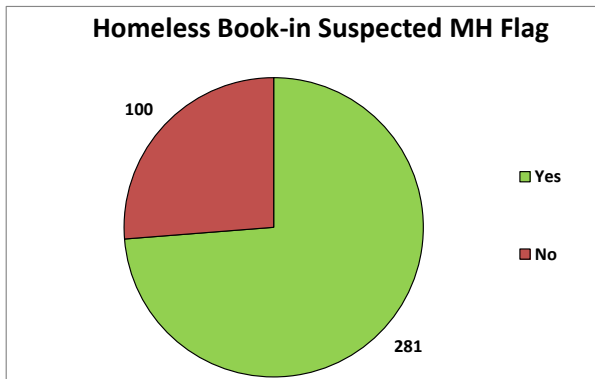
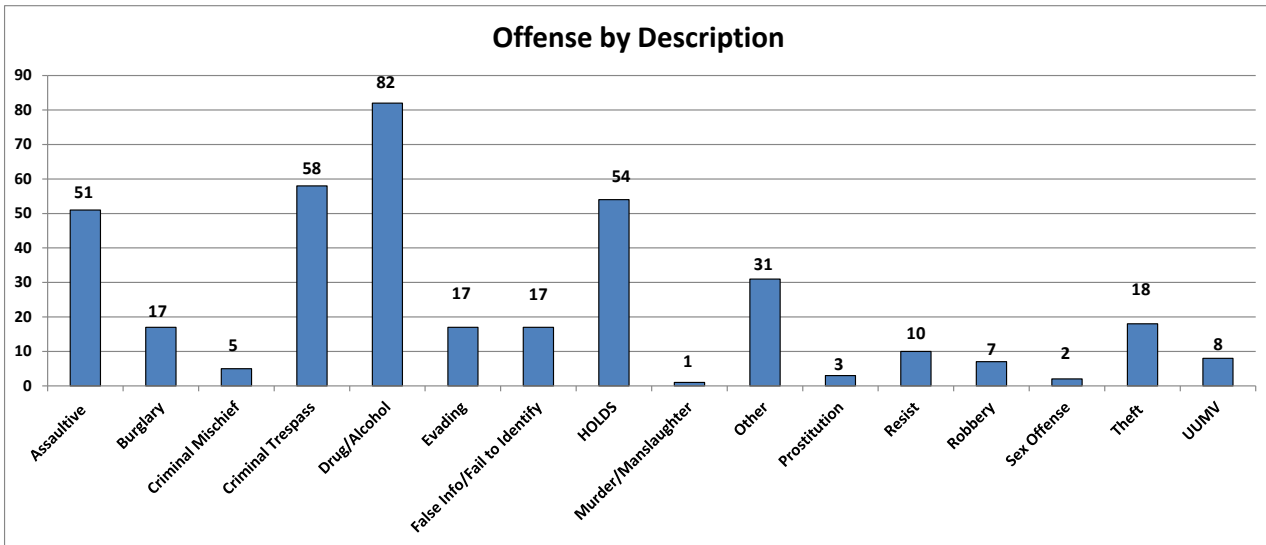
AUG 2021 BookIn Suspected MH Flag



AUG 2021 BookIn Suspected MH Flag by Gender



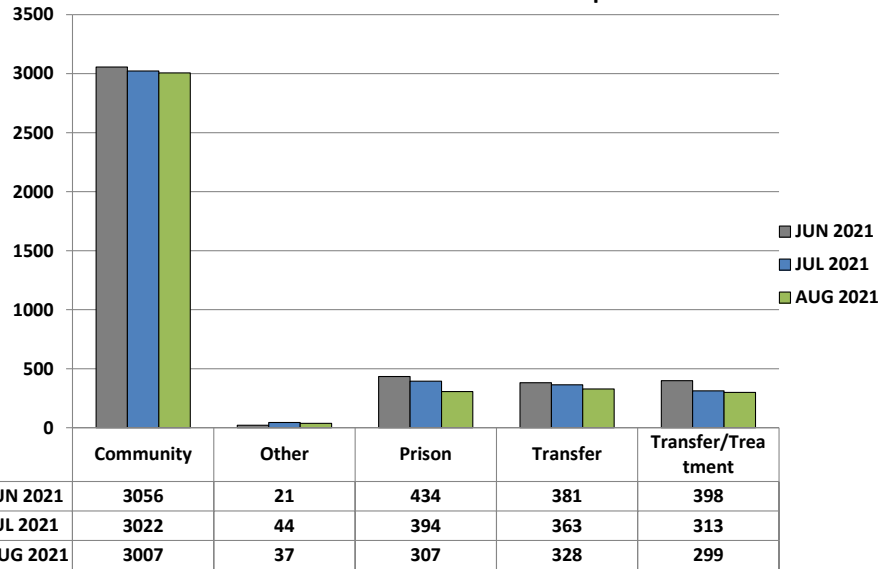
Homeless August 2021 Book-ins



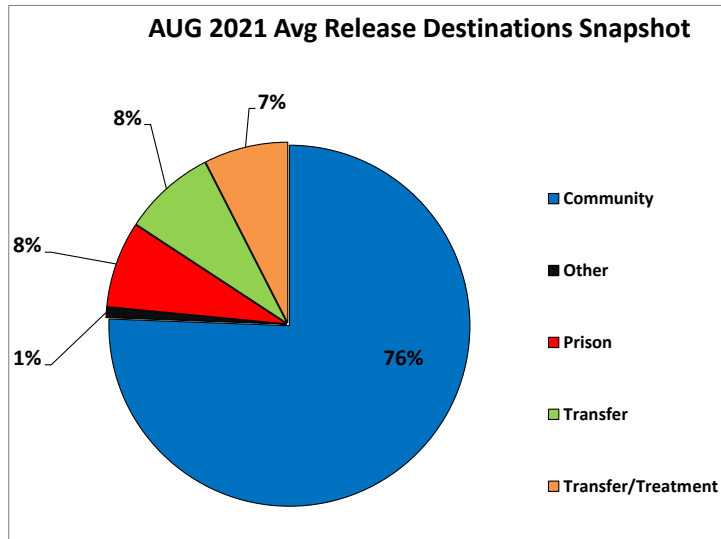
MONTHLY RELEASE TOTALS BY CATEGORY

RELEASE CATEGORY	Aug 19	Aug 20	Jan 21	Feb 21	Mar 21	Apr 21	May 21	Jun 21	Jul 21	Aug 21
BENCH WARRANT-READY TO RETURN	0	0	0	0	0	0	0	0	0	0
BOND REINSTATED	0	18	26	29	23	29	21	36	30	13
Currently Not Holding Class Cs	0	0	0	0	0	0	0	0	1	0
Deceased	1	0	1	0	0	0	0	0	1	0
DRY WRIT	0	0	0	0	0	0	0	0	0	0
DRY WRIT-CASE NOT FILED	0	0	0	0	0	0	0	0	0	0
ERROR-DUPLICATE CASE	0	0	0	0	0	0	0	0	1	1
ERROR- WRONG CASE #	0	0	0	0	0	1	0	0	0	0
Escaped	0	0	0	0	0	0	0	0	0	0
Failed to Report	0	0	0	0	0	0	0	0	0	0
FELONY REDUCED TO MISDEMEANOR	0	0	0	0	0	0	0	0	0	0
Failed to Return to Work Release	0	0	0	0	0	0	0	0	0	0
Finding of Facts Release	20	0	0	0	0	0	0	0	0	0
HOLD ADDED IN ERROR	0	0	0	0	0	0	0	0	0	0
Judicial Treatment Center/Wilmer	54	25	31	30	53	69	65	70	46	46
MISDEMEANOR REDUCED TO CLASS C	0	6	6	6	13	6	3	7	3	3
MOTION TO RELEASE	0	50	40	31	68	82	59	84	81	84
No Billed	9	5	8	6	8	5	9	6	10	11
Other	101	53	36	40	38	41	31	21	42	36
Paid Fine	1	0	0	1	1	0	1	2	1	1
Parole in Absentia or Pre Parole Transfer	0	1	0	1	0	0	0	0	0	2
Parole Warrant Withdrawn	92	46	31	42	34	36	45	66	43	33
Posted Cash Bond	193	229	233	233	414	379	334	289	323	341
Posted Personal Recognizance Bond	470	209	97	88	103	86	78	82	102	70
POSTED PR BOND	0	169	318	205	346	299	278	314	339	294
Posted Pre-trial Bond	21	10	4	12	7	2	4	5	1	1
Posted PT Personal Recognizance Bond	16	38	28	21	29	23	17	41	29	24
Posted Surety Bond	1051	1316	1262	1188	1685	1577	1504	1432	1428	1432
Posted Writ Bond	0	0	0	1	0	0	1	2	1	2
PROBATION DISCHARGED	0	1	13	6	7	9	6	4	4	7
RELEASE PER SHOCK PROBATION	0	0	0	0	0	0	0	0	0	0
Released By Order of the Court	165	61	61	46	76	67	77	110	67	70
Released on Probation	185	147	157	131	199	162	139	163	128	170
Released per Agency Pick Time Expired	230	0	0	0	0	0	0	0	0	0
RELEASED PER AGENCY PICK-UP TIME EXPIRED	0	0	1	0	0	0	0	0	0	0
Released per Art 14.06/Magistrate Order	11	3	0	2	0	2	0	1	0	0
RELEASED PER CASE REJECTED BY DA	0	51	25	31	33	34	24	25	21	23
RELEASED PER DISCHARGE IN ABSENTIA	0	1	1	0	9	6	4	5	3	6
RELEASED PER DPD RELEASE CHARGE	0	11	12	18	18	10	15	14	14	16
Released per DPD/Class C Only	483	0	0	6	0	0	0	0	1	0
RELEASED PER FINDING OF FACTS	0	13	22	9	18	23	24	27	22	29
Released per Investigating Agency	16	9	17	18	4	11	1	4	7	9
RELEASED PER INVESTIGATIVE AGENCY	0	3	29	32	23	22	19	6	6	10
RELEASED PER MEDICAL REASONS	0	0	0	0	0	0	0	0	0	1
RELEASED PER PIA MANDATORY	0	9	2	1	2	0	0	0	0	0
Released per Teletype	309	33	15	14	24	21	20	33	12	19
Released to Dallas County Agency	161	0	2	3	5	2	2	2	4	7
Released to INS/Border Patrol	202	185	132	26	25	24	22	30	31	19
Released to Investigating Agency	3	2	5	5	17	4	10	4	6	8
Released to Mental Facility	32	22	13	17	29	25	23	16	12	6
Released to Military	1	0	0	0	0	0	1	0	0	1
Released to Out of County Agency	448	181	191	166	274	301	229	322	300	261
Released to Out of State Agency	49	17	26	15	28	40	32	23	21	30
RELEASED TO PAROLE OFFICER	0	27	13	20	32	17	21	24	28	15
Released to Special Program	271	248	300	221	381	296	250	311	255	243
RELEASED TO TDC	0	117	129	101	168	187	31	223	255	119
RELEASED TO TDC-ISF	0	0	7	16	15	19	9	7	7	3
Released to TDCJ	400	1	110	32	116	80	350	167	69	147
RELEASED TO U.S. MARSHALL	0	0	0	0	0	0	0	0	0	0
Released to US Marshall	30	11	24	29	37	47	50	37	63	38
Removed from furlough	0	0	1	0	0	0	0	0	0	0
SENTENCED TO DEATH	0	0	0	0	0	0	0	0	0	0
Served Time	367	193	203	208	251	241	256	231	257	275
Served Time and/or Paid Fine	1	0	1	0	0	1	0	0	1	0
TRANSFERRED TO INS/BORDER PATROL	0	0	0	0	0	0	0	0	1	1
TRANSFERRED TO A MENTAL FACILITY	0	1	0	2	1	0	1	1	0	1
TRANSFERRED TO A FEDERAL AGENCY	0	0	0	2	1	0	1	0	0	1
TRANSFERRED TO A SPECIAL PROGRAM	0	1	0	1	0	2	0	0	0	2
WARRANT WITHDRAWN	0	56	52	25	53	59	48	43	59	47
TOTAL RELEASES	5423	3579	3685	3137	4668	4347	4115	4290	4136	3978

3-MONTH AVG Release Destinations Comparison



AUG 2021 Avg Release Destinations Snapshot

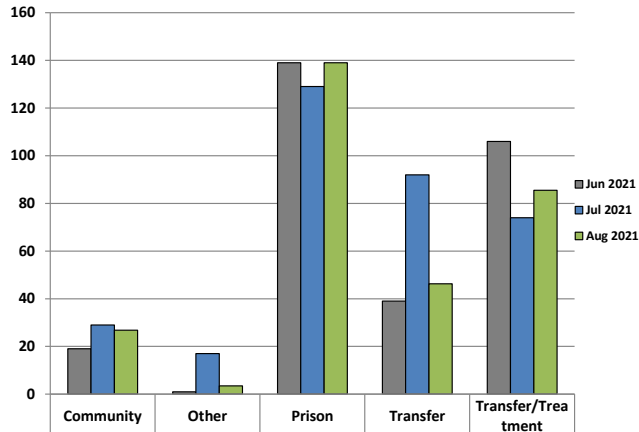


Release Reasons	Release Destination
BENCH WARRANT-READY TO RETURN	Community
BOND REINSTATED	Community
Currently Not Holding Class Cs	Community
Deceased	Other
DRY WRIT	Community
DRY WRIT-CASE NOT FILED	Community
ERROR-DUPLICATE CASE	Other
ERROR- WRONG CASE #	Other
Escaped	Other
Failed to Report	Other
Failed to Return to Work Release	Other
FELONY REDUCED TO MISDEMEANOR	Community
Finding of Facts Release	Community
HOLD ADDED IN ERROR	Community
Judicial Treatment Center/Wilmer	Transfer/Treatment
MISDEMEANOR REDUCED TO CLASS C	Community
MOTION TO RELEASE	Community
No Billed	Community
Other	Other
Paid Fine	Community
Parole in Absentia or Pre Parole Transfer	Community
Parole Warrant Withdrawn	Community
Posted Cash Bond	Community
Posted Personal Recognizance Bond	Community
POSTED PR BOND	Community
Posted Pre-trial Bond	Community
Posted PT Personal Recognizance Bond	Community
Posted Surety Bond	Community
Posted Writ Bond	Community
PROBATION DISCHARGED	Community
RELEASE PER SHOCK PROBATION	Community
Released By Order of the Court	Community
Released on Probation	Community
Released per Agency Pick Time Expired	Community
RELEASED PER AGENCY PICK-UP TIME EXPIRE	Community
Released per Art 14.06/Magistrate Order	Community
RELEASED PER CASE REJECTED BY DA	Community
RELEASED PER DISCHARGE IN ABSENTIA	Community
RELEASED PER DPD RELEASE CHARGE	Community
Released per DPD/Class C Only	Community
RELEASED PER FINDING OF FACTS	Community
Released per Investigating Agency	Community
RELEASED PER INVESTIGATIVE AGENCY	Community
RELEASED PER MEDICAL REASONS	Transfer/Treatment
RELEASED PER PIA MANDATORY	Community
Released per Teletype	Community
Released to Dallas County Agency	Transfer
Released to INS/Border Patrol	Transfer
Released to Investigating Agency	Transfer
Released to Mental Facility	Transfer/Treatment
Released to Military	Transfer
Released to Out of County Agency	Transfer
Released to Out of State Agency	Transfer
RELEASED TO PAROLE OFFICER	Community
Released to Special Program	Transfer/Treatment
RELEASED TO TDC	Prison
RELEASED TO TDC-ISF	Prison
Released to TDCJ	Prison
RELEASED TO U.S. MARSHALL	Prison
Released to US Marshal	Prison
Removed from furlough	Other
SENTENCED TO DEATH	Other
Served Time	Community
Served Time and/or Paid Fine	Community
TRANSFERRED TO A MENTAL FACILITY	Transfer/Treatment
TRANSFERRED TO A FEDERAL AGENCY	Transfer
TRANSFERRED TO A SPECIAL PROGRAM	Transfer/Treatment
TRANSFERRED TO INS/BORDER PATROL	Transfer
WARRANT WITHDRAWN	Community

**AVERAGE LENGTH OF STAY
IN JAIL BASED ON RELEASE REASON**

RELEASE CATEGORY	2019 Avg	2020 Avg	Jan 2021	Feb 2021	Mar 2021	Apr 2021	May 2021	Jun 2021	Jul 2021	Aug 2021	2021 Avg
BENCH WARRANT-READY TO RETURN	0	1	0	0	0	0	0	0	0	0	0
BOND REINSTATED	1	11	11	20	10	14	10	7	8	29	14
Currently Not Holding Class Cs	0	0	0	0	0	0	0	0	11	0	1
Deceased	61	49	30	0	0	0	0	0	8	0	5
DRY WRIT	0	1	0	0	0	0	0	0	0	0	0
DRY WRIT-CASE NOT FILED	0	0	0	0	0	0	0	0	0	0	0
ERROR-DUPLICATE CASE	0	0	0	0	0	0	0	0	147	1	19
ERROR- WRONG CASE #	0	1	0	0	0	33	0	0	0	0	4
Escaped	5	0	0	0	0	0	0	0	0	0	0
Failed to Report	1	0	0	0	0	0	0	0	0	0	0
Failed to Return to Work Release	0	0	0	0	0	0	0	0	0	0	0
FELONY REDUCED TO MISDEMEANOR	0	16	0	0	0	0	0	0	0	0	0
Finding of Facts Release	7	1	0	0	0	0	0	0	0	0	0
HOLD ADDED IN ERROR	0	1	0	0	0	0	0	0	0	0	0
Judicial Treatment Center/Wilmer	68	105	112	126	122	135	112	103	101	89	113
MISDEMEANOR REDUCED TO CLASS C	2	12	19	11	21	19	16	10	34	5	17
MOTION TO RELEASE	0	8	7	9	7	6	7	6	5	6	7
No Billed	29	40	40	43	19	23	31	25	44	33	32
Other	22	10	10	14	8	50	0	9	1	30	15
Paid Fine	1	1	0	1	0	0	0	1	1	1	1
Parole in Absentia or Pre Parole Transfer	81	38	0	194	0	0	0	0	0	81	34
Parole Warrant Withdrawn	43	57	33	53	35	41	45	53	62	42	46
Posted Cash Bond	1	3	1	3	3	4	2	2	1	2	2
Posted Personal Recognizance Bond	7	10	8	6	5	5	7	6	10	9	7
POSTED PR BOND	1	10	7	6	8	9	9	10	6	9	8
Posted Pre-trial Bond	3	3	2	4	2	1	2	3	1	5	3
Posted PT Personal Recognizance Bond	5	20	4	6	4	4	3	4	4	4	4
Posted Surety Bond	5	7	7	7	9	9	6	5	7	7	7
Posted Writ Bond	4	0	0	4	0	0	3	3	23	14	6
PROBATION DISCHARGED	5	15	17	52	8	31	20	18	17	15	22
RELEASE PER SHOCK PROBATION	0	0	0	0	0	0	0	0	0	0	0
Released By Order of the Court	18	44	36	61	75	68	54	77	84	27	60
Released on Probation	38	60	77	78	82	84	83	63	64	67	75
Released per Agency Pick Time Expired	14	7	0	0	0	0	0	0	0	0	0
RELEASED PER AGENCY PICK-UP TIME EXPIRED	0	0	0	0	0	0	0	0	0	0	0
Released per Art 14.06/Magistrate Order	27	27	16	1	0	1	0	1	0	0	2
RELEASED PER CASE REJECTED BY DA	2	11	11	20	20	15	9	16	13	10	14
RELEASED PER DISCHARGE IN ABSENTIA	2	95	371	0	167	114	274	63	544	288	228
RELEASED PER DPD RELEASE CHARGE	1	11	13	11	12	8	15	10	10	13	12
Released per DPD/Class C Only	15	7	0	0	0	0	0	0	1	0	0
RELEASED PER FINDING OF FACTS	1	7	8	9	7	7	9	8	7	7	8
Released per Investigating Agency	14	41	12	54	112	230	289	25	14	204	118
RELEASED PER INVESTIGATIVE AGENCY	1	31	40	62	78	127	149	108	66	31	83
RELEASED PER MEDICAL REASONS	2	4	0	0	0	0	0	0	0	0	0
RELEASED PER PIA MANDATORY	0	118	562	512	85	0	0	0	0	0	145
Released per Teletype	11	33	34	31	58	53	34	10	29	46	37
Released to Dallas County Agency	12	44	11	110	94	14	45	44	31	19	46
Released to INS/Border Patrol	34	44	48	55	146	90	137	156	114	143	111
Released to Investigating Agency	8	15	17	51	26	29	53	35	55	5	34
Released to Mental Facility	184	257	427	315	415	317	306	323	266	222	324
Released to Military	1	4	0	0	0	0	26	0	0	4	4
Released to Out of County Agency	22	39	45	47	43	46	40	39	30	36	41
Released to Out of State Agency	26	35	40	35	26	24	27	41	23	28	31
RELEASED TO PAROLE OFFICER	12	61	44	32	53	63	41	152	48	47	60
Released to Special Program	62	65	82	68	80	83	82	70	79	70	77
RELEASED TO TDC	18	142	171	213	168	172	140	229	192	161	181
RELEASED TO TDC-ISF	9	63	74	91	69	74	80	51	86	53	72
Released to TDCJ	120	115	178	133	173	170	203	246	137	228	184
RELEASED TO U.S. MARSHALL	0	0	0	0	0	0	0	0	0	0	0
Released to US Marshal	100	156	157	164	235	248	243	171	231	253	213
Removed from furlough	1	0	7	0	0	0	0	0	0	0	1
SENTENCED TO DEATH	0	0	0	0	0	0	0	0	0	0	0
Served Time	21	37	47	45	52	42	44	44	42	32	44
Served Time and/or Paid Fine	1	1	1	0	0	1	0	0	1	0	0
TRANSFERRED TO INS/BORDER PATROL	17	23	0	0	0	0	0	0	486	2	61
TRANSFERRED TO A MENTAL FACILITY	33	151	0	394	2	0	0	139	0	43	72
TRANSFERRED TO A FEDERAL AGENCY	0	4	0	1	1	0	0	0	0	133	17
TRANSFERRED TO A SPECIAL PROGRAM	24	56	0	181	0	27	14	0	0	89	39
WARRANT WITHDRAWN	9	57	38	31	51	53	43	48	44	66	47
Avg length stay in-jail for those released in the yr/mon	yr/18	yr/33	mon/42	mon/49	mon/38	mon/37	mon/39	mon/35	mon/46	mon/39	yr/41
Total/Total Avg Releases for Month/Yr	5216	3871	3685	3137	4668	4347	4115	4290	4136	3978	4045

3-Month Total Avgs of Length of Stay in Jail Based on Release Destination



	Community	Other	Prison	Transfer	Transfer/Treatment
Jun 2021	19	1	139	39	106
Jul 2021	29	17	129	92	74
Aug 2021	27	3	139	46	86

Release Reasons	Length of Stay in Jail based on Release Destination
BENCH WARRANT-READY TO RETURN	Community
BOND REINSTATED	Community
Currently Not Holding Class Cs	Community
Deceased	Other
DRY WRIT	Community
DRY WRIT-CASE NOT FILED	Community
ERROR-DUPLICATE CASE	Other
ERROR- WRONG CASE #	Other
Escaped	Other
Failed to Report	Other
Failed to Return to Work Release	Other
FELONY REDUCED TO MISDEMEANOR	Community
Finding of Facts Release	Community
HOLD ADDED IN ERROR	Community
Judicial Treatment Center/Wilmer	Transfer/Treatment
MISDEMEANOR REDUCED TO CLASS C	Community
MOTION TO RELEASE	Community
No Billed	Community
Other	Other
Paid Fine	Community
Parole in Absentia or Pre Parole Transfer	Community
Parole Warrant Withdrawn	Community
Posted Cash Bond	Community
Posted Personal Recognizance Bond	Community
POSTED PR BOND	Community
Posted Pre-trial Bond	Community
Posted PT Personal Recognizance Bond	Community
Posted Surety Bond	Community
Posted Writ Bond	Community
PROBATION DISCHARGED	Community
RELEASE PER SHOCK PROBATION	Community
Released By Order of the Court	Community
Released on Probation	Community
Released per Agency Pick Time Expired	Community
RELEASED PER AGENCY PICK-UP TIME EXPIRED	Community
Released per Art 14.06/Magistrate Order	Community
RELEASED PER CASE REJECTED BY DA	Community
RELEASED PER DISCHARGE IN ABSENTIA	Community
RELEASED PER DPD RELEASE CHARGE	Community
Released per DPD/Class C Only	Community
RELEASED PER FINDING OF FACTS	Community
Released per Investigating Agency	Community
RELEASED PER INVESTIGATIVE AGENCY	Community
RELEASED PER MEDICAL REASONS	Transfer/Treatment
RELEASED PER PIA MANDATORY	Community
Released per Teletype	Community
Released to Dallas County Agency	Transfer
Released to INS/Border Patrol	Transfer
Released to Investigating Agency	Transfer
Released to Mental Facility	Transfer/Treatment
Released to Military	Transfer
Released to Out of County Agency	Transfer
Released to Out of State Agency	Transfer
RELEASED TO PAROLE OFFICER	Community
Released to Special Program	Transfer/Treatment
RELEASED TO TDC	Prison
RELEASED TO TDC-ISF	Prison
Released to TDCJ	Prison
RELEASED TO U.S. MARSHALL	Prison
Released to US Marshal	Prison
Removed from furlough	Other
SENTENCED TO DEATH	Other
Served Time	Community
Served Time and/or Paid Fine	Community
TRANSFERRED TO A MENTAL FACILITY	Transfer/Treatment
TRANSFERRED TO A FEDERAL AGENCY	Transfer
TRANSFERRED TO A SPECIAL PROGRAM	Transfer/Treatment
TRANSFERRED TO INS/BORDER PATROL	Transfer
WARRANT WITHDRAWN	Community

PRE-INDICTMENT WAIVERS BY COURT BY MONTH

	CDC1	CDC2	CDC3	CDC4	CDC5	CDC6	CDC7	194th	195th	203rd	204th	265th	282nd	283rd	291st	292nd	363rd	Total	
DATE																			Total
2018 Year Totals	203	112	83	173	103	166	120	63	180	151	229	165	66	180	119	138	76	2327	
Year Avg	17	9	7	14	9	14	10	5	15	13	19	14	6	15	10	12	6	194	
DATE																			Total
2019 Year Totals	149	109	68	100	50	101	92	66	124	121	141	91	53	64	71	109	54	1563	
Year Avg	12	9	6	8	4	8	8	6	10	10	12	8	4	5	6	9	5	130	
DATE																			Total
2020 Year Totals	129	112	75	88	65	115	78	71	160	95	108	89	61	125	84	126	96	1677	
Year Avg	11	9	6	7	5	10	7	6	13	8	9	7	5	10	7	11	8	140	
Jan 21	9	2	2	9	5	3	6	5	10	6	6	4	12	11	6	7	3	106	
Feb 21	6	13	3	4	4	11	4	3	6	9	4	9	5	1	0	13	7	102	
Mar 21	20	10	3	9	3	10	11	9	7	6	4	4	8	6	5	12	7	134	
Apr 21	12	9	1	10	5	1	4	8	12	16	3	7	3	7	2	11	5	116	
May 21	13	7	3	5	4	5	5	5	10	8	5	11	2	8	9	13	5	118	
Jun 21	12	13	3	8	5	10	7	5	16	14	10	6	4	6	15	19	2	155	
Jul 21	13	17	6	10	3	9	6	4	19	13	4	6	7	7	13	16	9	162	
Aug 21	11	20	4	9	7	9	13	6	8	14	6	2	2	11	6	15	4	147	
Sep 21																			
Oct 21																			
Nov 21																			
Dec 21																			
2021 Year Totals	96	91	25	64	36	58	56	45	88	86	42	49	43	57	56	106	42	1040	
Year Avg	12	11	3	8	5	7	7	6	11	11	5	6	5	7	7	13	5	130	

DISPOSITION TOTALS BY FELONY COURT

2019	Jan	Feb	Mar	April	May	Jun	Jul	Aug	Sept	Oct	Nov	Dec	Average	Total
Avg	181	166	163	159	195	147	170	183	154	177	136	135	164	1966
TOTAL DISPOSTIONS	3074	2828	2778	2703	3310	2501	2896	3108	2613	3001	2316	2298	2786	33,426
2020	Jan	Feb	Mar	April	May	Jun	Jul	Aug	Sept	Oct	Nov	Dec	Average	Total
Avg	150	150	140	84	90	108	124	122	131	171	117	135	127	1522
TOTAL DISPOSTIONS	2555	2552	2381	1431	1538	1840	2104	2066	2233	2899	1984	2299	2157	25,882
2021	Jan	Feb	Mar	April	May	Jun	Jul	Aug	Sept	Oct	Nov	Dec	Average	Total
CDC1	116	123	169	176	136	177	164	167					154	1228
CDC2	122	144	251	167	121	208	183	157					169	1353
CDC3	75	78	151	154	104	134	130	144					121	970
CDC4	114	93	168	91	122	180	147	135					131	1050
CDC5	112	84	134	124	125	139	84	111					114	913
CDC6	118	134	190	100	90	119	150	137					130	1038
CDC7	99	85	197	191	132	185	141	145					147	1175
194TH	140	93	190	159	129	145	147	140					143	1143
195TH	132	127	149	169	163	224	163	167					162	1294
203RD	117	98	135	171	116	244	284	190					169	1355
204TH	138	116	153	108	131	184	96	132					132	1058
265TH	149	100	199	141	118	179	214	172					159	1272
282ND	124	83	161	113	93	97	83	118					109	872
283RD	111	94	155	128	141	116	104	131					123	980
291ST	100	88	160	159	175	218	122	156					147	1178
292ND	164	144	193	182	156	195	146	155					167	1335
363RD	115	90	123	151	140	130	129	141					127	1019
Avg	120	104	169	146	129	169	146	147	#DIV/0!	#DIV/0!	#DIV/0!	#DIV/0!	141	1131
TOTAL DISPOSTIONS	2046	1774	2878	2484	2192	2874	2487	2498	0	0	0	0	2404	19,233

Average Jail Pop Totals for Pending Dispos by Court

08/01/2021-08/31/2021

DATE	CDC 1	CDC 2	CDC 3	CDC 4	CDC 5	CDC 6	CDC 7	194	195	203	204	265	282	283	291	292	363	Total
	YOO	KENNEDY	RILEY	COLLINS	THOMPSON	HOWARD	ANYIAM	WHITE	GARZA	JONES	KEMP	BENNETT	DAVIS	MAYS	MITCHELL	BIRMINGHAM	HOLMES	
08/02/21	211	166	220	231	215	228	180	235	181	219	177	171	195	180	206	207	186	3408
08/03/21	213	168	222	232	216	228	182	238	180	215	174	174	197	180	210	208	184	3421
08/04/21	220	171	223	235	216	231	183	240	182	215	172	170	200	177	210	206	183	3434
08/05/21	218	173	226	237	219	234	174	242	180	212	172	171	201	176	210	203	182	3430
08/06/21	222	176	226	237	216	233	177	239	182	207	170	173	200	176	210	207	181	3432
08/09/21	223	178	231	242	224	233	179	236	181	208	175	177	198	178	214	208	184	3469
08/10/21	224	178	231	240	224	238	181	237	179	210	174	182	204	177	215	209	186	3489
08/11/21	223	175	231	237	226	238	181	235	180	207	171	187	202	173	214	208	183	3471
08/12/21	225	175	232	237	227	241	181	231	176	208	172	184	201	174	215	210	183	3472
08/13/21	225	171	238	238	233	236	182	226	178	205	176	184	200	173	215	208	181	3469
08/16/21	225	168	232	238	236	236	178	231	180	205	174	182	196	174	211	208	183	3457
08/17/21	227	169	229	237	234	239	181	234	179	206	174	178	194	173	212	209	184	3459
08/18/21	222	170	229	238	234	239	180	239	179	203	177	177	198	175	213	210	182	3465
08/19/21	220	169	230	234	235	237	179	236	176	199	176	174	200	175	212	207	180	3439
08/20/21	218	166	223	234	226	235	180	236	178	196	170	175	196	176	209	207	176	3401
08/23/21	214	166	226	233	222	236	183	233	179	193	177	175	191	174	208	208	179	3397
08/24/21	217	165	225	231	224	237	182	234	180	192	181	176	193	177	211	209	178	3412
08/25/21	218	162	221	232	222	234	183	233	178	192	182	176	195	176	216	208	174	3402
08/26/21	185	149	189	201	197	213	170	215	162	182	165	150	179	158	188	186	162	3051
08/27/21	183	146	187	197	197	209	169	213	161	178	165	150	176	160	190	184	164	3029
08/30/21	180	144	188	197	199	208	168	212	162	179	168	151	175	160	185	182	164	3022
08/31/21	178	144	189	197	201	205	167	212	163	176	161	149	178	156	187	182	165	3010
Aug AVG	213	166	220	229	220	230	178	231	176	200	173	172	194	173	207	203	178	3219
	↑	★	↑	↑	↑	↑	↑	↓	↓	↓	★	★	↑	★	↑	↓	↑	
Rankings	12	1	T-13	15	T-13	16	T-6	17	5	9	T-3	2	8	T-3	11	10	T-6	

Defendants in jail pending lab analysis									
Date	DEA	DPS	Tarrant	SWIFS	NMS	ARMSTRONG	NOT AT SWIFS	Total	Total SWIFS over 30 days
01/09/18	3	72	14	38				127	0
02/05/18	2	44	13	65				124	0
03/09/18	1	60	16	41				118	1
04/10/18	3	68	14	25				110	0
05/07/18	2	97	19	54				172	0
06/09/18	2	106	20	58				186	1
07/09/18	2	103	6	50				161	3
08/06/18	1	95	1	38				135	1
09/04/18	2	100	0	21				123	0
10/16/18	0	121	0	7				128	0
11/13/18	0	161	0	37				198	0
12/12/18	0	141	0	38				179	0
01/04/19	0	163	0	36				199	0
02/05/19	0	162	0	34				196	0
03/07/19	0	107	0	4				111	0
04/10/19	0	86	0	18				104	0
05/10/19	0	91	0	18				109	0
06/10/19	0	61	0	19				80	1
07/05/19	3	55	0	8				66	0
08/09/19	4	30	2	22				58	0
09/10/19	5	19	0	13				37	0
10/09/19	4	17	6	13				40	0
11/09/19	4	14	1	6				25	0
12/06/19	4	16	0	5				25	0
01/07/20	1	15	0	0				16	0
02/07/20	1	27	0	6				34	2
03/02/20	0	8	0	3				11	0
04/03/20	0	14	0	2				16	0
05/08/20	0	10	0	4				14	2
06/05/20	0	11	0	0	2	1		14	0
07/06/20	0	20	0	0	1	1		22	0
08/04/20	0	8	0	1	0	1		10	1
09/04/20	0	22	0	9	0	2		33	3
10/04/20	0	12	0	1	1	0		14	1
11/06/20	0	20	0	5	2	0		27	1
12/03/20	0	15	0	2	0	0		17	1
01/04/21	0	10	0	14	0	1		25	14
02/04/21	0	12	0	5	1	0		18	5
03/04/21	0	17	0	18	1	0		36	18
04/05/21	0	9	0	4	2	0		15	4
05/05/21	0	26	0	45	10	6		87	18
06/04/21	0	20	0	15	7	11		53	3
07/06/21	0	14	0	19	7	15		55	0
08/05/21	3	10	0	11	3	11	1	39	0
09/02/21	2	32	0	40	3	11	6	94	0

FY2021 Public Defender's Office Summary Statistics for Misdemeanor Courts August 2021		
Court/Judge	New Cases	Total Dispositions
CCC #1/Patterson (2 PD AVG 200)	130	103
CCC #2/Hayes (1 PD AVG 100)	84	70
CCC #3/Moorehead (2 PD AVG 200)	151	110
CCC #4/Mulder (1 PD AVG 100)	80	53
CCC #5/Green (1 PD AVG 100)	98	94
CCC #6/King (1 PD AVG 100)	91	100
CCC #7/Edwards (1 PD AVG 100)	105	122
CCC #8/White (1 PD AVG 100)	18	17
CCC #9/Hoffman (1 PD AVG 100)	100	133
CCC #10/Mullin (No PD)	0	0
CCC #11/Kelly (1 PD AVG 75)	83	71
CCCAP #2/Luther (1 PD AVG 100)	100	102
Floater (1 PD AVG 100)	74	103
Y-T-D Totals	1114	1078
Courts are required to assign an average of 100 cases per month to each PD.		

CCC 8: PD in this court was out on FMLA.

CCC 11: Court is a family violence court and the numbers in this court are typically lower compared to non-family violence courts.

FY2021 Public Defender's Office Summary Statistics for Felony Courts August 2021		
Court/Judge	New Cases	Total Dispositions
CDC - Clinton (1 PD AVG. 30)	27	25
CDC #2 - Kennedy (4 PD AVG. 120)	122	130
CDC #3 - G. Lewis (2 PD AVG. 60)	64	55
CDC #4 - Collins (2 PD AVG. 60)	60	58
CDC #5 - Thompson (2 PD AVG. 60)	60	56
CDC #6 - Howard (1 PD AVG. 30)	30	29
CDC #7 - Anyiam (1 PD AVG. 30)	30	26
194th - White (3 PD AVG. 90)	89	93
195th - Garza (2 PD AVG. 60)	63	39
203rd - Jones (2 PD AVG. 60)	60	57
204th - Kemp (No PD)	0	0
265th - Bennett (2 PD AVG. 60)	60	44
282nd - Givens (No PD)	0	0
283rd - Mays (2 PD AVG. 60)	61	56
291st - Huff (2 PD AVG. 60)	65	32
292nd - Birmingham (2 PD AVG. 60)	30	49
363rd - Holmes (2 PD AVG. 60)	67	70
Y-T-D Totals	888	819
Courts are required to assign between 30 & 35 cases per month per PD.		

292: One PD in this two PD court is out on FMLA.

HARRY INGRAM		FY2021 ATLAS STATISTICS											203rd				
MONTH	BEGINNING # OF PENDING CASES	+NEW CASES RECEIVED THIS MONTH	=TOTAL CASES	TBJ	TBC	PLEAS	REV	GRADUATES	PROBATION MODIFICATIONS	DISMISSALS	OTHERS	TOTAL DISPOSITIONS	ENDING # PENDING CASES **	CURRENT ATLAS PARTICIPANTS	CURRENT PARTICIPANTS IN CUSTODY	FORMER ATLAS PARTICIPANTS	BOND
August	29	12	41	0	0	0	0	0	5	0	0	5	36	13	1	0	11

HARRY INGRAM		FY2021 MISDEMEANOR DIVERT MENTAL HEALTH COURT STATS											CCCAP1/WADE			
MONTH	BEGINNING # OF PENDING CASES	Rediverts	+NEW CASES RECEIVED THIS MONTH	=TOTAL CASES	TBJ	TBC	PLEAS	DISMISSAL	OTHER	TOTAL DISPOSITIONS	ENDING # PENDING CASES **	CURRENT PARTICIPANTS	NUMBER OF GRADUATES	BOND***		
August	13	0	9	22	0	0	6	0	0	6	16	25	0	25		

HARRY INGRAM		FY2021 S.E.T. STATISTICS											291st				
MONTH	BEGINNING # OF PENDING CASES	+NEW CASES RECEIVED THIS MONTH	=TOTAL CASES	TBJ	TBC	PLEAS	REV	GRADUATES	PROBATION MODIFICATIONS	DISMISSALS	OTHERS	TOTAL DISPOSITIONS	ENDING # PENDING CASES **	CURRENT PARTICIPANTS	CURRENT PARTICIPANTS IN CUSTODY	FORMER PARTICIPANTS	BOND
August	47	2	49	0	0	0	0	5	0	0	5	10	39	14	1	0	13

August		FY2021 MHPD STATS											
	BEGINNING # OF PENDING CASES	+NEW CASES RECEIVED THIS MONTH	=TOTAL CASES	TRIALS	PLEAS	COND. DISM.	REVK	REVC	DISMISSALS	INCOMPETENT	REFERRALS	OTHER COUNSEL APPT.	TOTAL CLOSED
R. Lenox	277	32	309	1	3	6	0	0	8	6	1	12	37
L. Strather	317	23	340	0	0	3	0	0	1	2	0	0	6

August		FY2021 FELONY COMPETENCY STATISTICS														
MONTH	BEGINNING # OF CASES	NEW CASES THIS MONTH	TBJ	TBC	Alt. Trial Dispos.	PLEAS	REVO-CATIONS	DISMISSALS	PROBATION	COMP. HRG.	EXTENSIONS	CIVIL COMMIT.	MHMR REFERRAL	CONSULTS	OTHER	ENDING # OF PEOPLE IN OCR
M. Harden	169	16	0	0	0	2	1	6	0	10	5	0	0	0	0	11
R. Scott	20	1	0	0	0	0	0	0	0	0	0	0	0	0	0	0

RANDALL SCOTT		FY2021 MISDEMEANOR COMPETENCY STATISTICS														
MONTH	BEGINNING # OF CASES	NEW CASES THIS MONTH	TBJ	TBC	Alt. Trial Dispos.	PLEAS	REVO-CATIONS	DISMISSALS	PROBATION	COMP. HRG.	EXTENSIONS	CIVIL COMMIT.	MHMR REFERRAL	CONSULTS	OTHER	ENDING # OF PEOPLE IN OCR
August	124	57	0	0	0	0	0	38	0	24	4	3	0	0	0	12

August		MI Court																					
MONTH	TOTAL NEW CASES RECEIVED	NEW CLIENTS AT TERRELL	NEW CLIENTS AT GREEN OAKS	NEW CLIENTS AT MEDICAL CENTER MCKINNEY	NEW CLIENTS AT PARKLAND	NEW CLIENTS AT DALLAS BEHAVIORAL HEALTH	NEW CLIENTS AT GARLAND BEHAVIORAL	NEW CLIENTS AT CLEMENTS (formerly ZALE LIPSHY)	NEW CLIENTS AT SUNDANCE BEHAVIORAL HEALTHCARE	NEW CLIENTS AT HICKORY TRAILS	NEW CLIENTS AT METHOYST RICHARDSON	NEW CLIENTS AT DALLAS PRESBYTERIAN	NEW CLIENTS AT VA	NEW CLIENTS AT WELLS RIDGE	NEW CLIENTS AT GLEN OAKS	NEW CLIENTS AT TEXOMA	NEW CLIENTS AT HAVEN	NEW CLIENTS AT PERIMETER BEHAVIORAL HEALTHCARE	PROBABLE CAUSE HEARINGS HELD	NO CONTEST COMMIT	CONTESTED COMMIT	FORCED MEDS HEARING IN COURT	
L. Roberts	58	10	0	22	0	0	0	0	0	0	0	0	0	0	19	0	0	0	7	0	0	12	18
C. Cox	138	0	0	0	105	0	0	8	0	0	25	0	0	0	0	0	0	0	2	0	0	10	8
K. Nelson	187	0	0	0	0	69	38	0	0	62	0	0	18	0	0	0	0	0	1	0	0	17	17
R. Black	117	0	64	0	0	0	0	0	0	22	0	0	31	0	0	0	0	0	6	0	0	10	10

DAN ECKSTEIN		MHPR BOND STATS										
MONTH	INITIAL ELIGIBILITY DAILY LIST (MH FLAGS)	MHPR BOND APPOINTMENTS FROM DAILY LIST (MH FLAGS MINUS THOSE SCREENED-OUT)	MHPR BOND HEARING-BOND GRANTED (# of clients)	MHPR BOND HEARING-BOND DENIED (# of clients)	TOTAL HEARINGS (# of clients)	Total # of Cases	Total # of Felony Cases	# of Felonies Approved	# of Felonies Denied	Total # of Misd. Cases	# of Misd's Approved	# of Misd's Denied
August	1578	175	29	19	48	70	46	31	15	24	13	11

MENTAL HEALTH PERSONAL RECOGNIZANCE BONDS--ATTORNEY CASE APPOINTMENTS
OCTOBER 2020 - SEPTEMBER 2021

MISDEMEANOR	1528
TOTAL FY2021	

PUBLIC DEFENDER	
Misdemeanors	893

FELONY	1181
TOTAL FY2021	

PUBLIC DEFENDER	
TOTAL	305
FS	188
F3	72
F2	34
F1	11

*This is the total number of misdemeanor cases for clients considered for MH PR Bonds for the defined period. Of these cases, the numbers below reflect the attorneys appointed to handle the cases beyond the MH PR Bond hearing.

PRIVATE APPOINTED	
Misdemeanors	245

PRIVATE RETAINED	
Misdemeanors	9

NO ATTORNEY	
Misdemeanors	381

**This is the total number of felony cases for clients considered for MH PR Bonds for the defined period. Of these cases, the numbers below reflect the attorneys appointed to handle the cases beyond the MH PR Bond hearing.

PRIVATE APPOINTED	
TOTAL	531
FS	245
F3	144
F2	104
F1	38

PRIVATE RETAINED	
TOTAL	16
FS	4
F3	7
F2	1
F1	4

NO ATTORNEY	
TOTAL	329
FS	172
F3	86
F2	46
F1	25

*The numbers below for each month may change as attorneys are appointed on cases which previously had no attorney appointed, and are most accurate 60 days out.

	Public Defender					Private Appointed					Private Retained					No Attorney				
	Misd	FS	F3	F2	F1	Misd	FS	F3	F2	F1	Misd	FS	F3	F2	F1	Misd	FS	F3	F2	F1
Oct-20	97	26	3	8	2	33	41	18	11	1	0	0	1	0	1	83	35	25	8	2
Nov-20	80	24	13	3	2	39	20	13	2	1	1	1	0	0	1	18	9	2	2	1
Dec-20	109	17	7	3	1	26	25	14	13	3	0	0	0	0	0	22	5	6	2	2
Jan-21	69	14	5	2	2	10	9	11	7	2	1	0	1	1	0	80	39	15	6	7
Feb-21	46	10	8	0	0	7	9	7	9	2	1	1	0	0	0	40	20	6	4	3
Mar-21	56	19	4	2	2	15	13	11	7	3	0	0	0	0	0	58	26	7	9	1
Apr-21	86	13	5	2	0	12	28	6	7	5	0	0	0	0	0	22	13	5	6	3
May-21	101	13	8	1	0	17	31	16	10	3	2	2	1	0	0	6	5	7	1	3
Jun-21	97	25	7	6	1	25	32	17	16	7	1	0	3	0	2	13	6	4	3	0
Jul-21	72	13	7	0	1	30	19	15	11	7	0	0	1	1	0	20	5	5	3	0
Aug-21	80	14	5	7	0	31	19	16	10	4	3	0	0	0	0	19	9	4	2	3
Sep-21	0	0	0	0	0	0	0	0	0	0	0	0	0	0	0	0	0	0	0	0
TOTAL	893	188	72	34	11	245	246	144	103	38	9	4	7	1	4	381	172	86	46	25

Bond Hearings

Court	# OF CLIENTS	CLIENTS WITH MH DIAGNOSIS	# OF HEARINGS SET	# OF CASES	PR BOND GRANTED	BOND AMOUNT REDUCED	BOND AMOUNT NOT CHANGED	WAIVED	DISPOSED	DISMISSED	OTHER
CCC 1	43	20	57	56	45	5	2	1	1	0	3
CCC 2	41	21	71	70	34	23	0	10	0	0	4
CCC 3	51	19	75	75	19	12	6	29	0	0	9
CCC 4	42	23	64	63	39	1	11	8	0	0	5
CCC 5	53	30	69	68	24	6	8	27	0	0	4
CCC 6	31	18	40	40	12	6	9	9	1	0	3
CCC 7	23	12	37	35	18	1	0	4	2	1	11
CCC 8	5	2	10	10	3	0	2	4	0	0	1
CCC 9	49	21	76	71	31	16	7	18	0	0	4
CCC 10											
CCC 11	50	21	54	54	7	11	19	13	0	0	4
CCCAP2	47	22	67	67	20	2	3	40	0	0	2
TOTAL	435	209	620	609	252	83	67	163	4	1	50

*# OF HEARINGS SET captures cases that may be heard more than once (ex: PR Bond is initially denied, or client is rearrested on the same charge).
 *WAIVED captures hearings waived by client request (ex: ICE hold, felony pending, etc.), or by attorney request due to competency concerns.
 *DISPOSED captures cases disposed plead in lieu of hearing, after hearing preparation; dismissals are recorded separately.
 *OTHER captures any situation not otherwise listed (ex: attorney hired day of hearing; bond posted of hearing, etc., only if client was interviewed and attorney prepared case for hearing.

**DALLAS COUNTY PRETRIAL RELEASE SERVICES MONTHLY REPORT
Caruth Grant MH PR Bond Stats Summary 2021**

Month	Year	Initial MH #	Eligible	# Signed orders	Presented	Denied	Other	Granted	Misdemeanor	Felony
January	2021	1562	204	276	36	5	1	30	12	29
February	2021	1129	116	158	27	3	0	24	17	21
March	2021	1420	162	231	33	3	0	30	11	30
April	2021	1422	162	212	31	4	3	24	11	22
May	2021	1418	168	209	29	8	5	16	7	15
June	2021	1606	206	252	67	18	3	46	15	47
July	2021	1354	157	202	44	8	0	36	12	31
August	2021	1576	175	218	48	19	0	29	12	34
September	2021									
October	2021									
November	2021									
December	2021									
TOTALS		11487	1350	1758	315	68	12	235	97	229

Yellow = Court Proceedings

Other = Granted MH Bond in court released by other means prior to PR bond posting

Misdemeanor and Felony totals calculated for individuals APPROVED & RELEASED on MH Bond

2017-2020 TOTALS

APR 17 - DEC 20	60813	8236	10502	2165	318	50	1797	1006	1546
------------------------	--------------	-------------	--------------	-------------	------------	-----------	-------------	-------------	-------------

Note:

April-October 2017: Misdemeanor and Felony totals included all cases presented for bond (approved and denied)

November 2017-Current: Misdemeanor and Felony totals included only cases APPROVED for bond

April 2017 - Present TOTALS

April 17 - Present	72300	9586	12260	2480	386	62	2032	1103	1775
---------------------------	--------------	-------------	--------------	-------------	------------	-----------	-------------	-------------	-------------

Levels

Month	Year	Level 1	Level 2	Level 3	Level 4	TOTAL
January	2021	18	9	3	0	30
February	2021	15	7	2	0	24
March	2021	11	14	3	2	30
April	2021	14	6	4	0	24
May	2021	12	4	0	0	16
June	2021	31	7	8	0	46
July	2021	25	6	4	1	36
August	2021	17	11	1	0	29
September	2021					0
October	2021					0
November	2021					0
December	2021					0
TOTAL		143	64	25	3	235

Total number of levels approved, does not account for discharged/closed out files.

Discharges

Month	Year	Successful	Unsuccessful	Other	TOTAL	Success Rate%
January	2021	10	14	0	24	42%
February	2021	10	17	0	27	37%
March	2021	15	19	0	34	44%
April	2021	12	14	0	26	46%
May	2021	9	20	0	29	31%
June	2021	7	16	0	23	30%
July	2021	8	18	0	26	31%
August	2021	14	22	0	36	39%
September	2021				0	
October	2021				0	
November	2021				0	
December	2021				0	
TOTAL		85	140	0	225	

April 2017-Present: Total Approved 2032

April 2017-Present: Total Discharges 1752

****Successful-608 (35%); Unsuccessful-1129 (64%); Neutral-15 (1%)**

280-Active Bonds 08/31/2021

DALLAS COUNTY PRETRIAL RELEASE SERVICES MONTHLY REPORT
Caruth Grant MH PR Bond Stats Summary 2021

Months	IMPLEMENTATION LAUNCH - Reasons for outcomes for all ordered assessment/not presented to Mag. [from column E on sheet 1] ²																	
	Attorney refusal	Case deferred	Chrages dropped	Competency Concerns	Contested and detained	Court plea/disp	Current MH Bond	Declined assessment	Dry writ release	Exc. per CJ criteria	Homeless/no reference	Other	Other PR Bond	Posted Bond	Reference declined residence	Refused to participate	Unable to verify residence/contact	Total ³
JAN '21	0	0	8	13	0	0	0	14	0	18	8	9	32	47	4	13	2	168
FEB '21	0	0	1	4	0	0	0	6	0	13	7	7	10	32	3	9	0	92
MAR '21	0	0	5	5	0	0	0	14	0	22	12	9	17	28	2	13	5	132
APR '21	0	0	2	0	0	0	0	12	0	16	13	5	21	44	2	10	2	127
MAY '21	0	0	3	4	0	0	0	13	0	25	4	8	25	37	1	11	6	137
JUN '21	0	0	4	3	0	0	0	6	0	25	1	5	29	48	0	13	0	134
JUL '21	0	0	6	4	0	1	0	8	0	21	2	11	23	24	1	12	0	113
AUG '21	0	0	4	2	0	0	0	15	0	20	4	9	15	37	0	13	0	119
SEPT '21																		0
OCT '21																		0
NOV '21																		0
DEC '21																		0
TOTAL	0	0	33	35	0	1	0	88	0	160	51	63	172	297	13	94	15	1022

Months	IMPLEMENTATION LAUNCH - Percentages of Reasons for outcomes for all ordered assessment/not presented to Mag. [from column E on sheet 1]																
	Attorney refusal	Case deferred	Chrages dropped	Competency Concerns	Contested and detained	Court plea/disp	Current MH Bond	Declined assessment	Dry writ release	Exc. per CJ criteria	Homeless/no reference	Other	Other PR Bond	Posted Bond	Reference declined residence	Refused to participate	Unable to verify residence/contact
JAN '21	0%	0%	5%	8%	0%	0%	0%	8%	0%	11%	5%	5%	19%	28%	2%	8%	1%
FEB '21	0%	0%	1%	4%	0%	0%	0%	7%	0%	14%	8%	8%	11%	35%	3%	10%	0%
MAR '21	0%	0%	4%	4%	0%	0%	0%	11%	0%	17%	9%	7%	13%	21%	2%	10%	4%
APR '21	0%	0%	2%	0%	0%	0%	0%	9%	0%	13%	10%	4%	17%	35%	2%	8%	2%
MAY '21	0%	0%	2%	3%	0%	0%	0%	9%	0%	18%	3%	6%	18%	27%	1%	8%	4%
JUN '21	0%	0%	3%	2%	0%	0%	0%	4%	0%	19%	1%	4%	22%	36%	0%	10%	0%
JUL '21	0%	0%	5%	4%	0%	1%	0%	7%	0%	19%	2%	10%	20%	21%	1%	11%	0%
AUG '21	0%	0%	3%	2%	0%	0%	0%	13%	0%	17%	3%	8%	13%	31%	0%	11%	0%
SEPT '21																	
OCT '21																	
NOV '21																	
DEC '21																	
AVG %	0%	0%	3%	3%	0%	0%	0%	9%	0%	16%	5%	6%	17%	29%	1%	9%	1%

Months	Assessments Ordered - Results				Assessment Recommendations (LOCs) ³										Outcomes	
	Assessments Ordered	Assessment Completed	Assessment not completed ¹	Assessment halted - competency concerns ²	IDD Services	Jail-based Psy. Services	LOC 1S / Standard IOP	LOC 2 / Standard IOP	LOC 3 / Standard IOP	LOC 4 FACT / Standard IOP	LOC 4 ACT / Standard IOP	LOC 5 / Standard IOP	Routine Outpt.	No BH Svs. Indicated		MHPR released & connected to services
JAN - DEC 2021																
JAN '21	202	122	67	13	1	11	38	11	19	0	4	0	20	15	30	
FEB '21	111	73	35	3	0	2	22	15	7	0	4	0	12	4	24	
MAR '21	148	88	58	2	0	1	32	14	12	0	2	0	16	2	30	
APR '21	156	101	54	1	1	1	46	13	9	0	5	0	10	5	24	
MAY '21	175	122	50	3	0	3	56	20	9	0	2	0	14	6	16	
JUN '21	180	122	55	3	0	2	43	18	15	0	5	0	17	2	46	
JUL '21	145	93	47	5	1	6	35	18	14	0	2	0	4	8	36	
AUG '21	171	117	50	4	0	4	35	25	15	0	2	0	11	6	29	
SEPT '21																
OCT '21																
NOV '21																
DEC '21																
TOTAL	1288	838	416	34	3	30	307	134	100	0	26	0	104	48	235	

DALLAS COUNTY PRETRIAL RELEASE SERVICES MONTHLY REPORT
General Pretrial and Alcohol Monitoring Unit (AMU)

	AUG 20	JAN 21	FEB 21	MAR 21	APR 21	MAY 21	JUNE 21	JULY 21	AUG 21	SEP 21	OCT 21	NOV 21	DEC 21	2021 AVG
AVG BOOKINGS per day	130	124	114	148	140	133	142	139	136					135
Interviews	30	23	34	42	24	22	26	17	32					28
Cr. History	123	125	93	225	101	104	139	89	85					120
Bonds written	12	5	13	7	2	4	4	1	2					5
AVG BONDS per day	0.6	0.26	0.7	0.3	0.1	0.2	0.2	0	0.1					0
Bonds (collected)	2	2	5	4	1	0	2	0	0					2
Bonds (waived)	10	3	8	3	1	4	2	1	2					3
Bonds TOTAL	12	5	13	7	2	4	4	1	2					5
FEES (collected)	\$350	\$105	\$140	\$280	\$30	\$0	\$40	\$0	\$0					\$74
FEES (waived)	\$830	\$60	\$390	\$93	\$40	\$125	\$80	\$50	\$180					\$127
FEES TOTAL	\$1,180	\$165	\$530	\$373	\$70	\$125	\$120	\$50	\$180					\$202

Dallas County Pretrial Services
Alcohol Monitoring Unit
Aug 2021 Statistical Summary Report

Month/Year	Total Supervised Cases Start Of Month	Count of Pending Bond Orders	Total New Cases Activated	Number of Successful Closeouts	Number of Unsuccessful Closeouts	Count of Violations Submitted to Court	Count of Orientations Completed	# of Verified Installations Completed	Count of Supervised Cases (End of Month)	Supervision Fees Collected
Aug-19	1408	316	123	120	2	259	117	112	1409	\$11,498.00
Aug-20	1489	297	89	62	1	420	77	74	1515	\$11,630.50
Jan-2021	1437	326	78	53	17	391	77	78	1445	\$ 12,280.00
Feb-2021	1445	277	56	65	11	304	51	52	1425	\$ 10,273.00
Mar-2021	1425	324	135	81	14	333	124	97	1465	\$ 16,230.00
Apr-2021	1465	351	109	110	21	318	115	112	1456	\$ 12,843.00
May-2021	1456	184	159	70	42	385	114	103	1530	\$ 9,220.00
Jun-2021	1530	265	183	137	10	339	169	144	1551	\$ 15,245.00
Jul-2021	1551	174	201	78	23	318	127	94	1577	\$ 13,540.50
Aug-2021	1577	180	136	111	13	330	101	65	1608	\$15,660.50
Re-Arrest	1									

Dallas County Pre Trial Services
Alternative Sentencing Program (ASP) and Bond/Electronic Monitoring Program
Statistical Summary Report

August 2021

CASELOAD INFORMATION

	08-21 ASP	08-21 Bond	08-21 Ch. Sup	08-21 TOTAL	ASP TOTAL	Bond TOTAL	Ch. Sup TOTAL	Total 9-01-09 - 08-31-21
Beginning Client Count	9	817	0	826	3	3	9(5/13)	15
Total Clients That Started The Program	12	138	0	150	2,294	5,505	89	7,888
Total Cases Closed	11	118	0	129	2,287	4,671	98	7,056
Closed Successfully	11	67	0	78	2,250	2,755	74	5,079
Closed Unsuccessfully	0	51	0	51	37	1,916	24	1,977
Total Clients at End of Month	10	837	0	847				

DALLAS COUNTY FUNDS SAVED

	08-21	Total 09-01-09 - 08-31-21
ELM Days Served/Jail Bed Days Saved	25,961	777,055
Cost of Jail Bed Per Day	\$ 59.18	SEE ADDENDUM
TOTAL JAIL BED EXPENSES SAVED	\$1,536,371.98	\$46,763,778.98

JAIL BED COST SAVINGS ADDENDUM

Time Period	Cost per Day	Days	Total Cost Saved
9/09	\$55.60	393	\$ 21,850.80
10/09 to 9/10	\$48.49	7,589	\$ 367,990.61
10/10 to 09/11	\$57.49	16,277	\$ 934,212.50
10/11 to 09/12	\$53.13	23,536	\$ 1,250,467.68
10/12 to 09/13	\$56.29	30,368	\$ 1,709,414.72
10/13 to 9/14	\$62.46	41,130	\$ 2,568,979.80
10/14 to 9/15	\$63.11	40,706	\$ 2,568,955.66
10/15 to 9/16	\$69.38	40,517	\$ 2,811,069.46
10/16 to 9/17	\$71.08	44,636	\$ 3,209,845.88
10/17 to 9/18	\$55.36	56,163	\$ 3,108,408.64
10/18 to 9/19	\$59.99	71,963	\$ 4,317,060.37
10/19 to 9/20	\$59.18	146,998	\$ 8,699,341.64
10/20 to 08/21	\$59.18	256,779	\$ 15,196,181.22
TOTAL		777,055	\$46,763,778.98

DCSO - SUPPORT SERVICES WEEKLY STATISTICAL SUMMARY

DETENTION EARLY WARNING REPORT

			AS OF	7:00:28 AM	ON	08/05/2021					
	CURRENTLY IN JAIL	AVG-STAY DAYS	1-10 DAYS	11-20 DAYS	21-30 DAYS	31-40 DAYS	41-50 DAYS	51-60 DAYS	61-70 DAYS	GT-70 DAYS	% OF TOTAL POP
G BENCH WARRANTS	46	202.34	2	2	6	4	2	0	4	26	0.62%
R OUT OF COUNTY/STATE HOLD	98	43.45	48	15	2	4	4	3	3	19	1.70%
ZZ DEFAULT -- IN ERROR	58	38.25	39	2	4	1	1	0	1	10	1.01%
TOTAL	202	94.68									

** Weighted Avg.

Jail Population = 5,749

Comments:

	Report Date		09/03/21
BENCH WARRANTS:	46	18	Ready to Return to TDC
		8	Awaiting to be sentenced/confirmation
		11	Holding as a witness
		6	US Marshall
		3	Special Program
OUT OF COUNTY /STATE HOLD:	98	89	In-State out of county still in the allowed 10-day period
		8	Released
		1	Special Program
DEFAULT - IN ERROR:	58	49	Inmate status has been changed from "on floor" to an "assigned location"
		5	Inmate Status is "On Floor" being processed.
		4	Releases

(Category represents inmates on the Floor when report is ran)

The over GT-70 are broken down as follows:

Bench Warrants: 9 is holding as a Witness, 6 US Marshall, 6 Ready to Return to TDC, 4 Awaiting sentence, 1 Special Program

Default in Error: 10 Inmates status has an assigned location

Out of County: 17 In-State/out of county 10-day period, 1 Special Program, 1 Released

Misdemeanor Court's JAIL POPULATION INITIATIVE PROGRAM

BEGAN 6/9/08

	1	2	3	4	5	6	7	8	9	10	11	12	13	14	15	16	17	18	19	20	21	22	23	24	25	26	27	28	29	30	31	Monthly Total	Start Date: 6/9/08		
JAN 19	H	37	6	7			28	10	13	5	36			8	13	14	4	33			H	12	8	3	10			43	17	5	10	322	\$ 8,912.96		
FEB 19	20			11	15	9	14	29			18	15	16	9	24			7	9	10	13	26			14	14	10	14			297	\$ 8,220.96			
MAR 19	21			8	10	6	5	22			10	7	10	3	21			10	11	7	11	20			11	8	13	10	26		250	\$ 6,920.00			
April 19	8	14	11	11	30			11	6	6	14	24			13	15	9	5	36			10	10	9	14	23			11	15	305	\$ 8,442.40			
May 19	8	8	32			14	11	13	12	37			4	9	9	10	33			8	9	12	16	32			H	14	13	18	10	332	\$ 9,189.76		
JUNE 19			38	12	8	6	31			3	11	10	19	13			12	8	12	12	47			10	11	10	10	36		319	\$ 8,829.92				
JULY 19	6	9	4	H	10			32	9	13	26	30			8	19	5	8	34			10	10	8	12	32			9	11	19	324	\$ 8,968.32		
AUG 19	4	23			6	2	9	18	36			15	9	9	5	23			13	11	10	11	21			20	10	11	21	52	339	\$ 9,383.52			
SEPT 19		H	7	3	12	7			26	14	11	9	30			3	8	10	8	24			5	10	13	10	41			1		252	\$ 6,975.36		
OCT 19	7	5	16	23			6	4	1	12	28			9	5	5	14	17			15	6	8	7	20			14	6	10	7	245	\$ 6,781.60		
NOV 19	16			7	7	1	4	11			6	8	8	3	13			3	5	5	11	16			12	14	4	H	H			154	\$ 4,262.72		
DEC 19		20	8	12	3	7			15	12	7	5	11			24	9	16	9	7				27	H	H	34	23		47	10	306	\$ 8,470.08		
2019 Total																																		\$ 95,357.60	
JAN 20	H	7	11			9	13	15	14	3			12	8	4	8	12			H	9	13	9	9			14	9	9	8	6	202	\$ 5,977.18		
FEB 20			15	10	7	8	9			9	8	13	7	13			15	6	10	10	4			30	7	9	11	11				212	\$ 6,273.08		
MAR 20		8	10	15	11	6			15	9	13	10	10			27	13	5	7	10			22	16	8	13	10			29	8	275	\$ 8,137.25		
April 20	1	7	2			2	4	2	4	6			1	7	8	3	3			4	4	6	6	7			11	0	8	5		101	\$ 2,988.59		
May 20	8			4	5	4	7	3			8	5	1	6	8			6	8	3	5	7			H	8	11	12	8		127	\$ 3,757.93			
JUNE 20	3	9	7	6	3			2	1	1	1	2			7	5	5	9	12			11	12	14	12	4			14	15	155	\$ 4,586.45			
JULY 20	5	4	3			19	17	12	11	5			7	10	9	7	11			10	11	10	11	5			10	16	19	22	7	241	\$ 7,131.19		
AUG 20			3	8	10	7	5			9	12	8	14	8			13	16	18	16	5			8	17	16	10	6		18	227	\$ 6,716.93			
SEPT 20	4	10	9	3			H	14	15	8	6			9	13	9	5	4			13	11	15	10	10			16	14	15		232	\$ 6,864.88		
OCT 20	8	3			11	4	4	3	4			10	8	13	8	3			13	9	5	14	11			10	13	30	20	9		213	\$ 6,302.67		
NOV 20		10	9	11	12	7			9	10	2	4	5			12	13	25	19	7			15	15	17	H	H			18		220	\$ 6,509.80		
DEC 20	7	8	14	13			9	13	12	13	5			14	15	13	10	3			8	14	15	H	H			19	17	14	12	248	\$ 7,338.32		
2020 Total																																		\$ 72,584.27	
JAN 21	H			8	9	6	4	11			17	17	10	8	3			H	13	12	5	9			19	17	19	15	7		209	\$ 6,184.31			
FEB 21	8	8	11	11	7			20	14	16	15	9			4	7	12	12	5			5	6	11	14	6					201	\$ 5,947.59			
MAR 21	6	9	11	9	4			15	4	9	8	2			12	17	17	8	6			18	19	14	10	11			14	12	20	255	\$ 7,545.45		
April 21	9	2			10	16	16	10	5			11	14	11	7	8			15	19	17	14	5			14	18	21	19	9		270	\$ 7,989.30		
May 21		13	13	10	11	9	3			13	11	9	6	5			6	7	13	11	3			12	10	15	15	4			H	199	\$ 5,888.41		
JUNE 21	13	15	8	4			5	8	10	11	8			4	9	8	8	6			16	14	9	10	7			15	6	17		211	\$ 6,243.49		
JULY 21	6	3			H	6	6	7	10			13	13	15	15	4			10	12	21	15	2			11	13	17	17	10		226	\$ 6,687.34		
AUG 21		12	10	10	11	5			6	9	9	6	5			18	10	11	17	6			12	3	7	10	6			25	23	231	\$ 6,835.29		
SEPT 21																																	\$ -		
OCT 21																																	\$ -		
NOV 21																																	\$ -		
DEC 21																																	\$ -		
2021 Total																																		\$ 53,321.18	

H=Holiday

DISPOSITION TOTALS FOR COUNTY CRIMINAL COURTS

2019	Jan	Feb	Mar	April	May	Jun	Jul	Aug	Sept	Oct	Nov	Dec	Average	Total
Avg	249	317	318	386	215	160	193	211	190	211	182	179	234	2811
TOTAL DISPOSTIONS	2983	3800	3819	4637	2576	1919	2319	2528	2466	2741.9	2366	2332	2810	34,487
2020	Jan	Feb	Mar	April	May	Jun	Jul	Aug	Sept	Oct	Nov	Dec	Average	Total
Avg	273	191	137	67	117	120	152	122	135	141	113	120	140	1685
TOTAL DISPOSTIONS	3270	2288	1645	800	1401	1437	1818	1458	1615	1696	1354	1443	1685	20,225
2021	Jan	Feb	Mar	April	May	Jun	Jul	Aug	Sept	Oct	Nov	Dec	Average	Total
CCC1	111	102	130	236	128	144	105	124					135	1080
CCC2	107	96	137	114	114	144	253	164					141	1129
CCC3	68	120	142	161	104	170	139	147					131	1051
CCC4	107	99	134	255	136	173	166	185					157	1255
CCC5	143	152	158	150	132	252	122	121					154	1230
CCC6	90	97	108	127	93	113	117	137					110	882
CCC7	98	71	247	123	151	192	175	164					153	1221
CCC8	155	105	197	249	129	261	125	156					172	1377
CCC9	137	129	156	133	149	145	180	140					146	1169
CCC10	110	99	105	135	126	128	126	163					124	992
CCC11	116	108	115	102	110	110	161	149					121	971
CCAP2	147	142	176	218	162	427	162	150					198	1584
Avg	116	110	150	167	128	188	153	150	#DIV/0!	#DIV/0!	#DIV/0!	#DIV/0!	145	1162
TOTAL DISPOSTIONS	1389	1320	1805	2003	1534	2259	1831	1800	0	0	0	0	1743	13,941

*** Please note that CCAP1 Totals are CLASS C APPEALS ***

													Average	Total
CCAP1	308	204	62	43	48	261	316	344					198	1586

Female Jail Pleas

													Average	Total
MAGISTRATE COURT	7	N/A	15	24	12	29	21	35					20	143

DALLAS COUNTY SHERIFF'S DEPARTMENT
 FUGITIVE SECTION FISCAL YEAR 2021
 TDCJ MONTHLY ACTIVITY SHEET
 MONTH: August 2021

BEGINNING TOTAL OF INMATES PAPER READY:

97 27

ID / SJ

DATE	ID JUDGMENTS RECEIVED	SJ JUDGMENTS RECEIVED	JUDGMENTS PROCESSED	JUDGMENTS RETURNED	#OF INMATES PR / ID	PAR VIOL READY	B/W RTR	# OF INMATES TO TDCJ	#OF INMATES WAITING / ID	#OF INMATES PR / SJ	# OF INMATES TO SJ	#OF INMATES WAITING / SJ	# OF INMATES TO ISF	# OF INMATES TO SAFFP
1	0	0	0	0	0	0	0	0	97	0	0	27	0	0
2	7	6	38	0	3	0	0	32	68	3	0	30	0	0
3	0	0	42	0	18	0	0	0	86	3	0	33	0	3
4	0	0	35	0	6	0	0	0	92	4	0	37	10	1
5	0	0	28	0	19	0	0	4	107	5	0	42	0	2
6	33	8	34	0		0	0	0	107	0	0	42	0	0
7	0	0	0	0	0	0	0	0	107	0	0	42	0	0
8	0	0	0	0	0	0	0	0	107	0	0	42	0	0
9	36	5	38	0	21	0	0	0	128	3	0	45	0	0
10	17	3	42	0	25	0	0	0	153	5	0	50	0	0
11	0	0	14	0	12	0	0	0	165	2	0	52	0	9
12	26	12	1	0	1	0	0	0	166	0	4	48	0	0
13	23	7	30	0	17	0	0	0	183	3	0	51	9	0
14	0	0	0	0	0	0	0	0	183	0	0	51	0	0
15	0	0	0	0	0	0	0	0	183	0	0	51	0	0
16	28	16	5	0	2	0	0	0	185	3	0	54	0	0
17	19	6	25	0	12	0	0	43	154	4	0	58	0	2
18	11	0	19	0	5	0	0	0	159	6	4	60	0	14
19	30	5	10	0	6	0	0	3	162	1	3	58	0	28
20	32	2	12	0	4	0	0	0	166	0	0	58	0	0
21	0	0	0	0	0	0	0	0	166	0	0	58	0	0
22	0	0	0	0	0	0	0	0	166	0	0	58	0	0
23	7	1	35	0	15	0	0	0	181	4	0	62	0	0
24	20	2	67	0	33	0	0	20	194	7	0	69	5	0
25	16	8	27	0	12	0	17	0	206	5	0	74	0	0
26	0	0	24	0	13	0	0	12	207	0	1	73	0	0
27	46	21	37	0	10	0	0	0	217	1	0	74	0	0
28	0	0	0	0	0	0	0	0	217	0	0	74	0	0
29	0	0	0	0	0	0	0	0	217	0	0	74	0	0
30	0		51	0	43	0	0	0	260	3	0	77	0	1
31	32	4	10	0	10	0	0	0	270	0	0	77	0	0
TOTAL	383	106	624	0	287	0	17	114	270	62	12	77	24	60

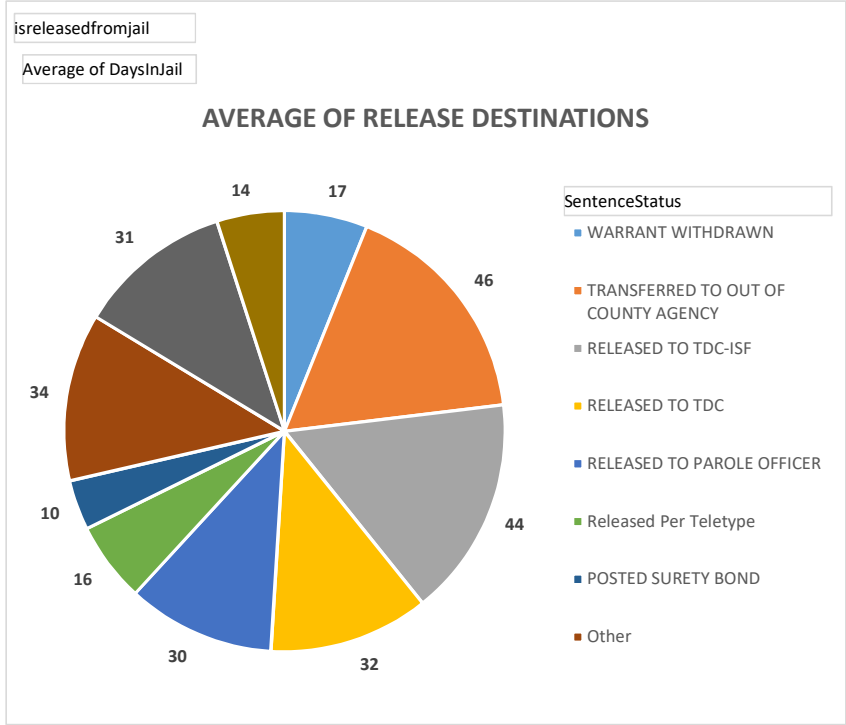
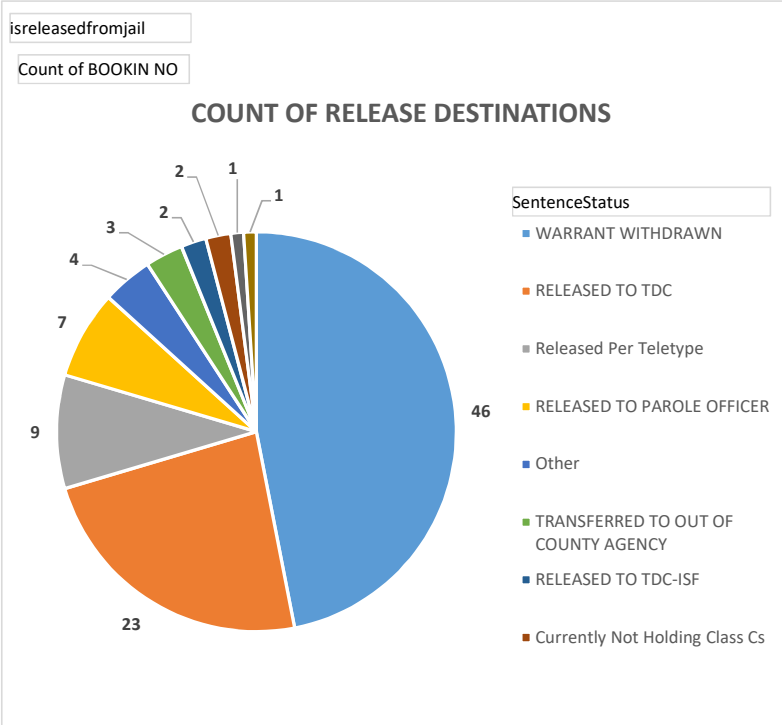
PAROLE VIOLATORS MONTHLY STATISTICS

TOTAL NUMBER OF PAROLE VIOLATORS(HOLDS ONLY) FOR AUGUST 2021- 203

TOTAL NUMBER OF PAROLE RELEASES - 98

SENTENCE STATUS	COUNT OF BOOKINGS
WARRANT WITHDRAWN	46
RELEASED TO TDC	23
Released Per Teletype	9
RELEASED TO PAROLE OFFICER	7
Other	4
TRANSFERRED TO OUT OF COUNTY AGENCY	3
RELEASED TO TDC-ISF	2
Currently Not Holding Class Cs	2
POSTED SURETY BOND	1
NULL	1
TOTAL	98

SENTENCE STATUS	AVERAGE DAYS IN JAIL
WARRANT WITHDRAWN	17
RELEASED TO TDC	32
Released Per Teletype	16
RELEASED TO PAROLE OFFICER	30
Other	34
TRANSFERRED TO OUT OF COUNTY AGENCY	46
RELEASED TO TDC-ISF	44
Currently Not Holding Class Cs	14
POSTED SURETY BOND	10
NULL	31
TOTAL	23

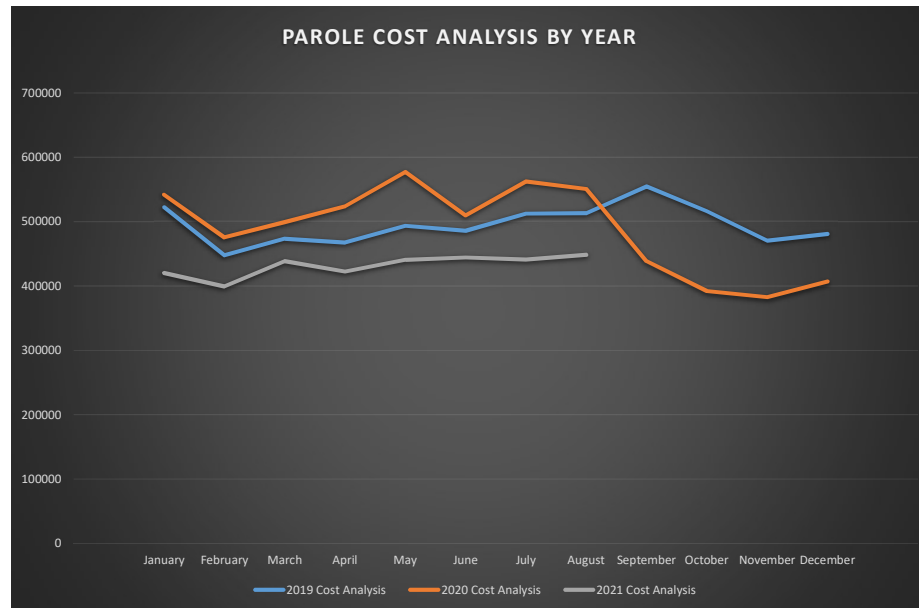
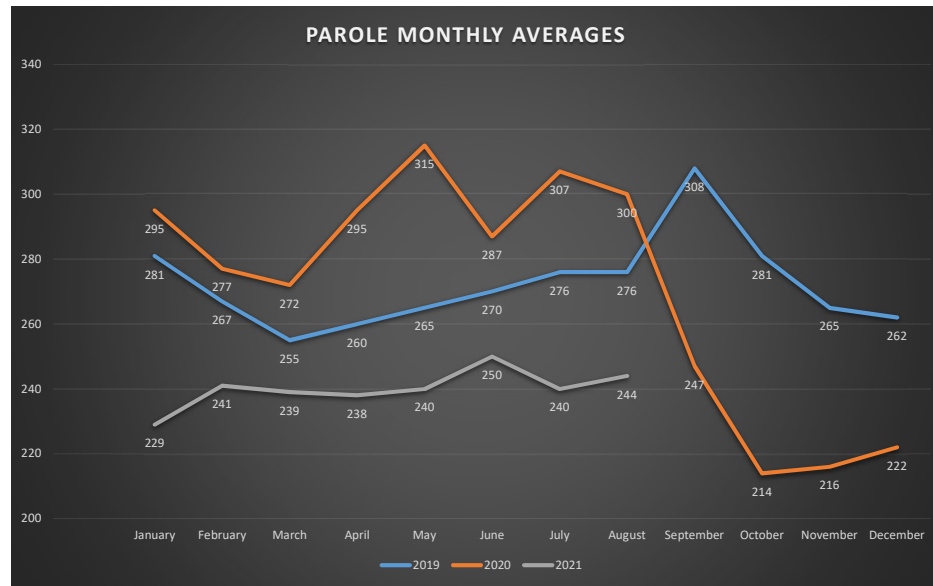


JAIL POPULATION PAROLE AVERAGES AND COST ANALYSIS

2019	Jail Pop Average	Parole Average	Jail Bed Count	Cost Analysis
January	4920	281	8707	\$522,332.93
February	4946	267	7462	\$447,645.38
March	4805	255	7894	\$473,561.06
April	4735	260	7794	\$467,562.06
May	4714	265	8228	\$493,597.72
June	4848	270	8101	\$485,978.99
July	5033	276	8543	\$512,494.57
August	5198	276	8555	\$513,214.45
September	5411	308	9248	\$554,787.52
October	5201	281	8725	\$516,345.50
November	5138	265	7954	\$470,717.72
December	5292	262	8127	\$480,955.86
Monthly Average	5020	272	99338	
TOTAL COST			\$5,939,193.76	

2020	Jail Pop Average	Parole Average	Jail Bed Count	Cost Analysis
January	5557	295	9159	\$542,029.62
February	5781	277	8033	\$475,392.94
March	5787	272	8437	\$499,301.66
April	4970	295	8854	\$523,979.72
May	4870	315	9754	\$577,241.72
June	5044	287	8613	\$509,717.34
July	5205	307	9507	\$562,624.26
August	5555	300	9304	\$550,610.72
September	5762	247	7413	\$438,701.34
October	5580	214	6627	\$392,185.86
November	5415	216	6467	\$382,717.06
December	5503	222	6878	\$407,040.04
Monthly Average	5419	271	99046	
TOTAL COST			\$5,861,542.28	

2021	Jail Pop Average	Parole Average	Jail Bed Count	Cost Analysis
January	5592	229	7103	\$420,355.54
February	5690	241	6748	\$399,346.64
March	5668	239	7409	\$438,464.62
April	5550	238	7137	\$422,367.66
May	5400	240	7448	\$440,772.64
June	5471	250	7506	\$444,205.08
July	5512	240	7454	\$441,127.72
August	5710	244	7578	\$448,466.04
September				
October				
November				
December				
Monthly Average	5574	240	58,383	
TOTAL COST			\$3,455,105.94	



ATRS

9-10-2021

Efficiency of the Jail Clinical Evaluation Process

The average lag time of the clinical evaluations during the month of August was 5 days with a range of 0-14.

Productivity (Jail Screens & Evaluations)

May	Evaluations: 199 Screenings: 235
June	Screenings: 301 Evaluations: 244
July	Screenings: 190 Evaluations: 194
August	Screenings: 192 Evaluations: 189

CSCD Residential Placements

As of 08/27/2021:

DDC Census:

22 males - 10 waiting, 2 to arrive on Monday 8/30/2021

15 females - 2 waiting

JTC Census:

147 males – 67 waiting, 16 to arrive on Tuesday 8/31/2021

36 females- 16 waiting, 1 to arrive on Tuesday 8/31/2021

Total Census: 220

Community Residential

Homeward Bound (as of 9/1/21)

Census: 1

Waiting: 15

Nexus Recovery Center (as of 9/1/21)

Census: No update available

Waiting: 10

The Salvation Army (as of 9/1/21)

Census: 2

Waiting: 2

CSCD placements

DIRECT COUNT AND NEW PLACEMENTS

Felony

Direct	New
15734	388

Misdemeanor

Direct	New
4650	383

Indirect

16,777

Jail Competency Stats 2021

	Jan	Feb	March	April	May	June	July	Aug	Sept	Oct	Nov	Dec
Active												
New Evals - Incompetent	45 (54%)	40 (60%)	60 (65%)	48 (56%)	72 (67%)	67 (62%)	59 (66%)	73 (68%)				
Waiting for the hospital - End of month	261	247	268	268	273	257	283	305				
Maximum Secure Facility	94	92	86	85	83	87	95	95				
Males	82	84	80	80	78	81	88	89				
Females	12	8	6	5	5	6	7	6				
Non-Maximum Secure Facility	167	155	182	183	190	170	188	210				
Males	137	128	154	159	167	146	151	167				
Females	30	27	28	24	23	24	37	43				
Returned to jail from the hospital	7	7	15	13	16	7	7	12				
Closed												
New Evals - Competent	38 (46%)	27 (40%)	33 (35%)	37 (44%)	35 (33%)	41 (38%)	30 (34%)	34 (32%)				
Admitted to the state hospital	13	17	26	25	19	12	9	3				
Maximum Secure Facility	2	6	14	5	4	2	0	1				
Non-Maximum Secure Facility	11	11	12	20	15	10	9	2				
Total Competency Evaluations Completed	83	67	93	85	107	108	89	107				
Average Wait Times (Days)												
Non-Maximum Secure Hospital -- Males	272	278	270	263	274	277	311	325				
Non-Maximum Secure Hospital -- Females	192	192	200	188	123	144	180	207				
Maximum Secure Hospital: Article 17.032(a) charges -- Males	625	625	543	498	600	625	640	665				
Maximum Secure Hospital: Article 17.032(a) charges -- Females	384	266	283	125	125	125	130	153				
Maximum Secure Hospital: NGRI -- Males	NGRI cases take priority for admission to Vernon State Hospital. Expected admission time is < 30 days											
Maximum Secure Hospital: NGRI -- Females												

*Note: All individuals who are found Not Guilty by Reason of Insanity (NGRI) or found incompetent to stand trial with an offense listed in Article 17.032(a) of the Code of Criminal Procedure must be sent to the maximum-secure hospital in Vernon. All wait times are approximate.

Jail Competency Stats 2021 (by Doctor)

	Jan	Feb	March	April	May	June	July	Aug	Sept	Oct	Nov	Dec
Dr. Daniel Altman, Ph. D.	0	0	0	0	0	0	0	0	0			
Competent	0	0	0	0	0	0	0	0	0			
Incompetent	0	0	0	0	0	0	0	0	0			
Dr. Lisa Clayton, M.D.	8	8	9	9	15	11	11	10				
Competent	3	3	2	5	5	5	4	2				
Incompetent	5	5	7	4	10	6	7	8				
Dr. Kristi Compton, Ph.D.	8	1	2	3	8	2	4	2				
Competent	8	1	1	1	6	2	3	2				
Incompetent	0	0	1	2	2	0	1	0				
Dr. Jeanine Galusha, Ph.D.	2	0	6	2	1	1	1	2				
Competent	2	0	3	1	0	1	0	2				
Incompetent	0	0	3	1	1	0	1	0				
Dr. Warren Lee, M.D.	4	6	6	6	7	9	8	11				
Competent	3	5	4	5	5	7	6	8				
Incompetent	1	1	2	1	2	2	2	3				
Dr. Antoinette McGarrahan, Ph.D.	0	0	1	0	2	0	0	4				
Competent	0	0	1	0	0	0	0	3				
Incompetent	0	0	0	0	2	0	0	1				
Dr. Michael Pittman, M.D.	61	52	69	65	74	85	65	78				
Competent	22	18	22	25	19	26	17	17				
Incompetent	39	34	47	40	55	59	48	61				
Total Competency Evaluations Completed	83	67	93	85	107	108	89	107				

Male Jail Based Competency Restoration Monthly Totals														
	21-Jan	21-Feb	21-Mar	21-Apr	21-May	21-Jun	21-Jul	21-Aug					Total	2020 Totals
Beginning of Month	19	14	20	22	20	24	16	17						
JBCR Referrals	23	5	8	23	17	6	15	17					23	213
JBCR Referrals Entered Into Program	16	12	6	8	16	6	17	10					16	138
Successful Completions														
Transitioned to OCR	0	0	0	1	2	0	0	0					0	3
Found Competent	10	4	3	4	5	2	4	5					10	35
Case Dismissed/ Community Transition	1	0	1	2	3	2	2	1					1	22
Unsuccessful Completions/ ICR Transfers														
Transferred to State Hospital	2	0	0	0	0	0	1	0					2	6
JBCR Discharge: Client Withdraw	1	0	0	0	0	0	0	0					1	3
JBCR: Client Removed for Clinical Reasons	2	2	0	0	1	2	2	3					2	17
JBCR Discharge: Client Removed for Behavioral Reasons	4	1	0	1	2	8	2	2					4	51
End of Month	14	20	22	20	24	16	17	23					14	
Average LOS in JBCR (Days)	58	32	88	65	75	44	77	42						
Average LOS in Jail for JBCR Successful Completions (Days)	88	46	88	74	85	32	105	58						
Average LOS in Jail for JBCR Unsuccessful Completions (Days)	22	13	N/A	3	41	48	42	23						
Average LOS for placement for males to Non-Maximum Secure State Hospital														
Average LOS for placement for males to Non-Maximum Secure State Hospital	272 days	278 days	270 days	263 days	274 days	277 days	258 days	325 days						
Average LOS for placement for males to Maximum-Secure State Hospital														
Average LOS for placement for males to Maximum-Secure State Hospital	625 days	625 days	543 days	498 days	600 days	625 days	640 days	665 days						
Total Jail Beds Saved														
Total Jail Beds Saved	1438	1025	2272	938	1040	1842	1112	211					9878	6876
Total Cost Savings in Jail Bed Days														
Total Cost Savings in Jail Bed Days	\$ 86,265.62	\$ 61,489.75	\$ 136,297.28	\$ 56,270.62	\$ 62,389.60	\$ 110,501.58	\$ 66,708.88	\$ 50,631.56					\$ 630,554.89	\$ 381,537.36

Female Jail Based Competency Restoration Monthly Totals														
	21-Jan	21-Feb	21-Mar	21-Apr	21-May	21-Jun	21-Jul	21-Aug					Total	2020 Totals
Beginning of Month	6	5	7	5	4	5	5	6						
JBCR Referrals	2	1	2	4	8	1	3	6					27	21
JBCR Referrals Entered Into Program	3	4	2	2	2	1	2	6					22	11
Successful Completions														
Transitioned to OCR	0	0	0	0	0	0	0	0					0	1
Found Competent	2	3	2	2	0	0	1	0					10	3
Case Dismissed/ Community Transition	1	0	1	0	0	1	0	0					3	1
Unsuccessful Completions/ ICR Transfers														
Transferred to State Hospital	0	0	1	1	1	0	0	0					3	1
JBCR Discharge: Client Withdraw	0	0	0	0	0	0	0	1					1	0
JBCR: Client Removed for Clinical Reasons	0	0	0	0	0	0	0	0					0	0
JBCR Discharge: Client Removed for Behavioral Reasons	0	0	0	0	0	0	0	0					0	0
End of Month	5	7	5	4	5	5	6	11					48	29
Average LOS in JBCR (Days)	67	46	140	59	38	25	149	18						
Average LOS in Jail for JBCR Successful Completions (Days)	67	46	134	56	N/A	25	149	N/A						
Average LOS in Jail for JBCR Unsuccessful Completions (Days)	N/A	N/A	160	61	38	N/A	N/A	18						
Average LOS for placement for females to Non-Maximum Secure State Hospital														
Average LOS for placement for females to Non-Maximum Secure State Hospital	192 days	192 days	200 days	188 days	123 days	144 days	180 days	207 days						
Average LOS for placement for females to Maximum-Secure State Hospital														
Average LOS for placement for females to Maximum-Secure State Hospital	384 days	266 days	283 days	125 days	125 days	123 days	130 days	153 days						
Total Jail Beds Saved														
Total Jail Beds Saved	209	211	146	160	77	97	0	0					900	184
Total Cost Savings in Jail Bed Days														
Total Cost Savings in Jail Bed Days	\$ 12,537.91	\$ 12,657.89	\$ 8,758.54	\$ 9,598.40	\$ 4,619.23	\$ 5,819.03	\$ -	\$ -					\$ 53,991.00	\$ 11,038.16