



Jail Population Committee Meeting Agenda

July 15, 2022, 10:00 a.m.

Virtual Microsoft Teams Meeting:

Call-in Line:+1 469-208-1731; Conference ID: 737 110 878#

PowerBI Dashboard-Public Access Link:

<https://www.dallascounty.org/departments/criminal-justice/jail-population.php>

I. Jail Population- Snapshot 07/08/2022 – 5,971

- Detention Early Warning Report (DEWR) Glossary (page 2)
- June 2022 DEWR (page 3)
- June Highlights: **HIGH:** 06/26 of **6,094** & **Low:** 06/10 of **5,895** Range: of **199**
- DEWR Bucket Comparison & Addendum (page 4)
- DEWR Bucket Monthly Averages (page 5 & 6)
- Jail Population Monthly Average Charts & Graphs (pages 7 thru 10)
 - 06/22: 5,986 (+139)
 - 05/22: 5,847 (+214)
 - 04/22: 5,633 (+81)
- Book-in Averages (6 mo.): JUN. 138, MAY 137, APR. 139, MAR.137, FEB. 123, JAN. 122
- Release Averages (6 mo.): JUN. 138, MAY 129, APR. 134, MAR.139, FEB. 122, JAN. 115
- June Book-in (Gender, Homeless, Mental Health) graphs/charts (pages 11 & 12)
- Release totals by category & addendum (pages 13 & 14)
- Average length of stay based on release reason & addendum (pages 15 & 16)
- Waivers by Court and by Month (page 17)
- Felony Courts Monthly Dispositions & Pending Dispo by Court (pages 18 & 19)
- Misdemeanor Courts Monthly Dispositions & Pending Dispo by Court (pages 20 & 21)
- Special Programs list: As of 07/04/2022-210 waiting; Wilmer-50, RT-28, ISF-102, MH-30

II. District Attorney's Office Activities

- State Jail Unit (SJU)- **Marsha Edwards**
- Intake/Grand Jury Unit- **Ellyce Lindberg/ MaryAnne Gallagher**
- DA's cases pending lab analysis- **Dr. Brittany Casey/ Dr. Sara Dempsey**
- Pretrial Bond Review Hearing-**Kim Nesbitt**

III. Public Defender's Office Activities- **Lynn Richardson**

- Monthly Court Stats/Mental Health Stats /Mental Health PR Bonds – Attorney Case Appointments

IV. Jail Population Management Team

- Pretrial Services- **Duane Steele/ Jeff Segura/ Miguel Canales**
- Data Management Unit (DMU)- **Jimmy Patterson**
- County Criminal Courts Initiative- **Carla Gilkey**
- Texas Department of Criminal Justice (TDCJ) Activity Reports- **Tiffany Miller-Johnson**
- Parole Initiatives- **Alethea Robinson**
- CSCD Updates/ATRS Stats- **Dr. Jill Johansson-Love/ Dr. Marta Kang**
- GMJ Update- **Suzanne Bradford**

IV. Behavioral Health Updates- **Laura Edmonds**

- State Hospital Waitlist Reports
- Jail Based Competency Restoration Monthly Report
- Monthly JIMI/STELLA Jail Mental Health Flag Report

Detention Early Warning Report (DEWR)-Glossary

The DEWR is a 32 line item report which provides a snapshot of the Dallas County Jail Population, capturing the primary case status/category (also referred to as a “bucket”). The DEWR consists of pre-disposition Felony and Misdemeanor cases, and those adjudicated which are awaiting release or transfer.

1	Felony not filed:	Felony arrest made by local law enforcement agencies (LEA's), case has not been accepted by the District Attorney (DA).
2	Felony pending Grand Jury (GJ):	Felony cases accepted for prosecution and awaiting presentation to the GJ.
	Felony not including State Jail	
3	Felonies (SJF):	Felony offenses excluding SJF which have been indicted by the GJ and are now pending in the felony courts.
4	SJF pending disposition:	SJF offenses which have been indicted by the GJ and are now pending in the felony courts.
5	Probation Violators (PV) Felony:	Defendants (Def's) in jail for various violations of the terms and conditions of their felony probation.
	Texas Department of Criminal Justice (TDCJ) over 10 years on appeal or TDC no appeal-	Def's received a felony conviction and were sentenced to TDCJ >10 years; the case may or may not be on appeal. Def is not eligible for bond.
6	Bench Warrants:	Def's being held as a witness in another Def's case; will be transferred back to TDCJ once the case is resolved.
7	TDCJ 10 years or less on appeal:	Def's received a felony conviction and were sentenced to TDCJ <10 years and are appealing their sentence; may be eligible to post bond.
8	Sentenced to SJF:	Def's received a felony conviction and were sentenced to a State Jail Facility, awaiting transfer.
9	SJF on appeal:	Def's received a felony conviction and were sentenced to a State Jail Facility and filed an appeal; may be eligible to post bond
10	SJF serving in county jail:	Def's received a felony conviction and were sentenced to time in the county jail.
11	Misdemeanor not filed:	Def's arrested for a misdemeanor offense by a local LEA; case has not been filed by the DA's office in the county courts.
12	Misdemeanor filed pending:	Def's charged with a misdemeanor offense and their cases have been filed with the county courts and are pending disposition
13	Misdemeanor PV:	Def's in jail for various violations of the terms and conditions of their county court probation.
	Serving County Time as a Condition of Probation:	Def's held in county jail as a condition of probation (sanction). Not eligible for good time credit.
14	Serving County Time & Fines:	Def's sentenced to jail time and are serving their sentence.
	Serving Fines and Court Cost only:	Def's serving time for fines and court cost only.
15	Out of County/State Hold:	Def's being held for another county or jurisdiction. Upon completion of their Dallas County jail time, agencies typically have 10 days to pick up the defendant or they are released.
16	Parole Violations:	Def's in jail for various violations of the terms and conditions of their felony parole.
	SAFPF (Substance Abuse Felony Punishment Facility):	Def's ordered to a substance abuse treatment facility as a condition of felony probation and are awaiting transfer to that facility.
17	Special Programs:	Def's being held for Wilmer Judicial Treatment Center, Electronic Leg Monitor (ELM), or other community treatment programs.
18	Other Incompetent:	Def's being held in county jail awaiting transfer to a State Mental Health Facility.
19	US Marshal:	Dallas County contracts as a US Marshal holding facility.
20	Contempt in Jail:	Def's in jail for contempt of court.
21	Contempt Furlough:	Def's temporarily released from the jail.
22	Peace Bond:	Court ordered cash bond designed to keep the peace and protect a person or property from a threat (rarely used).
23	Texas Youth Commission (TYC):	Def's being held for transfer to TYC; TYC is now Texas Juvenile Justice Department (TJJD).
24	Immigration:	Def's detained by U.S. Immigration and Customs Enforcement (ICE) being held for transfer to a federal facility for immigration detainees.
25	Class C Misdemeanor only:	Citations which result in a fine, serving time in jail.
26	Contract Inmates:	Contract Holds for another County or Jurisdiction (overflow).
27	US Military:	Temporary hold for US Military.
28	Default:	Def's in transit: recently booked into jail (on the floor), have not been classified, and/or assigned to a jail/tank/housing unit
29		
30		
31		
32		

Detention Early Warning Report (DEWR) June 2022

	6/1	6/2	6/3	6/4	6/5	6/6	6/7	6/8	6/9	6/10	6/11	6/12	6/13	6/14	6/15	6/16	6/17	6/18	6/19	6/20	6/21	6/22	6/23	6/24	6/25	6/26	6/27	6/28	6/29	6/30	Avg	
Felony not filed	662	678	710	662	678	695	700	715	719	717	711	748	764	759	773	788	800	793	830	850	876	883	845	831	814	842	854	848	839	867	775	
Felony pend. Grand Jury	360	361	362	386	387	385	379	388	374	385	398	396	396	395	372	362	354	347	345	345	347	363	400	393	425	425	423	429	394	398	382	
Felony not incl. SJF	2299	2285	2266	2265	2263	2261	2255	2245	2255	2233	2205	2208	2210	2199	2227	2224	2212	2226	2223	2225	2220	2213	2223	2203	2203	2202	2203	2230	2221	2231		
SJF pend dispo	359	344	340	343	343	344	337	329	324	321	314	311	312	315	313	309	313	322	326	325	327	325	322	335	339	338	340	348	346	340	330	
PV-Felony	268	257	244	232	235	239	241	239	239	235	229	237	239	237	243	246	237	236	240	246	254	259	251	249	235	237	243	240	252	253	243	
TDC over 10yr/appeal	507	522	532	542	542	510	518	528	524	539	550	550	530	538	509	511	525	533	533	533	533	497	490	505	515	515	476	487	466	466	518	
Bench Warrants	34	34	33	33	33	30	31	33	33	33	34	34	34	33	30	29	28	28	28	28	28	28	28	29	30	30	29	31	29	30	31	
TDC<10yr/appeal	6	6	6	6	6	6	6	6	6	6	8	8	8	9	8	8	8	8	8	8	8	8	8	8	8	8	7	7	7	7	7	
Sentd. SJF	191	195	197	198	198	198	197	196	197	199	205	205	205	200	196	204	207	213	212	212	209	199	199	209	210	210	210	210	213	219	204	
SJF on appeal	0	0	0	1	1	1	1	1	1	1	1	1	1	1	1	1	1	1	1	1	1	1	1	1	1	1	1	1	1	1		
SJF serv in co jail	21	24	24	21	21	19	19	17	15	15	17	15	15	14	14	14	17	16	15	15	14	17	16	19	18	16	16	18	18	18	17	
Misd. not filed	90	105	98	80	95	100	82	65	69	61	58	73	86	78	70	77	62	64	74	74	83	96	77	79	77	98	110	107	100	101	83	
Misd. filed pend.	132	136	108	117	120	120	126	129	132	123	121	121	121	122	129	124	129	131	128	131	133	124	117	111	116	122	124	124	111	101	123	
Misd-PV	0	0	0	0	0	0	1	0	0	0	0	0	0	0	0	0	0	0	0	0	0	0	0	0	0	0	0	0	0	0	0	
Serv in jail (Cond of Prob)	23	26	29	33	27	27	29	29	30	28	27	26	26	25	27	27	27	29	26	25	22	21	22	20	26	23	21	23	25	26	26	
Serving Co time & fines	22	22	20	19	17	17	14	13	13	13	16	14	14	14	14	14	19	20	20	19	16	17	18	23	23	19	19	18	18	16	17	
Serv fines/CT cost only	0	0	0	0	0	0	0	0	0	0	0	0	0	0	0	0	0	0	0	0	0	0	0	0	0	0	0	1	1	1	0	
Out of county/state	82	64	51	61	66	73	80	79	64	78	85	86	90	94	80	64	76	77	77	82	84	93	74	80	71	72	71	69	74	46	75	
Parole Violations	136	139	137	140	141	137	137	140	144	147	141	144	139	143	138	141	141	143	145	151	144	145	130	126	121	125	129	133	134	126	138	
SAFPF	121	127	127	131	131	129	132	140	130	131	134	134	134	134	136	130	136	137	137	137	134	135	136	140	146	146	145	146	146	137	135	
Special Programs	129	137	145	138	138	134	126	132	138	136	149	149	147	149	142	146	147	141	141	139	128	134	140	152	154	154	154	140	142	143	141	
Other- Incompetent	402	401	403	401	401	398	395	394	395	396	391	391	391	388	386	392	399	398	398	398	397	394	392	395	392	392	390	390	390	389	395	
U.S. Marshal holds	36	37	36	37	37	37	37	35	35	35	35	35	35	35	35	34	31	32	33	33	33	33	36	34	34	34	34	31	32	33	34	
Contempt-in Jail	4	3	3	2	2	2	2	2	2	2	4	4	5	4	4	3	4	4	4	4	4	4	4	5	5	5	5	5	5	6	4	
Contempt-Furlough	0	0	1	2	1	1	0	0	0	0	0	0	0	0	0	0	0	1	1	0	0	0	0	0	1	1	0	0	0	0	0	
PEACE Bond	0	0	0	0	0	0	0	0	0	0	0	0	0	0	0	0	0	0	0	0	0	0	0	0	0	0	0	0	0	0	0	
TYC hold	0	0	0	0	0	0	0	0	0	0	0	0	0	0	0	0	0	0	0	0	0	0	0	0	0	0	0	0	0	0	0	
Immigration hold	2	1	4	6	6	2	2	5	2	3	5	5	1	1	3	1	4	6	0	0	1	2	5	3	4	4	2	5	4	5	3	
Class C Misd. only	0	0	0	0	0	0	0	0	0	0	0	0	0	0	0	0	0	0	0	0	0	0	0	0	0	0	0	0	0	0	0	
Contract inmates	0	0	0	0	0	0	0	0	0	0	0	0	0	0	0	0	0	0	0	0	0	0	0	0	0	0	0	0	0	0	0	
U.S. Military hold	0	0	0	0	0	0	0	0	0	0	0	0	0	0	0	0	0	0	0	0	0	0	0	0	0	0	0	0	0	0	0	
Default	76	64	81	66	91	65	68	66	63	58	74	74	65	56	60	72	78	78	89	89	75	80	75	84	75	75	66	62	69	69	72	
Jail Population w/ Furlough added	5962	5968	5957	5922	5980	5930	5915	5926	5904	5895	5912	5969	5968	5943	5910	5921	5955	5984	6034	6070	6076	6078	5999	6054	6043	6095	6071	6076	6046	6019	5986	179582
Actual Jail Population	5962	5968	5956	5920	5979	5929	5915	5926	5904	5895	5912	5969	5968	5943	5910	5921	5955	5983	6033	6070	6076	6078	5999	6054	6042	6094	6071	6076	6046	6019	5986	179573

	L															H										SUM						
INTAKES	183	142	146	100	104	127	135	141	129	157	141	106	112	159	161	135	169	133	105	99	144	162	189	142	136	119	149	150	149	124	138	4148
RELEASES	184	173	182	74	67	169	158	115	184	141	80	70	159	162	164	143	126	87	70	74	121	201	197	176	73	89	166	165	174	189	138	4133
VARIANCE	1	31	36	-26	-37	42	23	-26	55	-16	-61	-36	47	3	3	8	-43	-46	-35	-25	-23	39	8	34	-63	-30	17	15	25	65	0	-15

48 DAYS AVG LENGTH OF STAY (RELEASES)	Total Bookins	4,148	Total Releases	4,133	Total Jail Bed Days	179,573	=	\$ 12,067,306	Page 3
--	----------------------	--------------	-----------------------	--------------	----------------------------	----------------	----------	----------------------	---------------

DEWR BUCKET COMPARISON

BUCKET NAMES	June 2021 vs 2022	June 21	June 22	Apr 22	May 22	June 22	May vs June
Variance							
Jail Population Avg.	515	5471	5986	5633	5847	5986	139
SPECIAL FOCUS							
Felony Not Filed	298	477	775	625	640	775	135
TDC>10yr/appeal	221	297	518	415	522	518	-4
Fel.pend excl.SJF	161	2070	2231	2182	2273	2231	-42
Sentenced to SJF	114	90	204	127	169	204	35
Incompetent	114	281	395	395	402	395	-7
TRENDING UP							
State Jail Felony Pend.	40	290	330	332	353	330	-23
Misd Not Filed	10	73	83	74	81	83	2
TRENDING DOWN							
Felony pend Grand Jury	-184	566	382	474	370	382	12
Parole Violator only	-112	250	138	119	129	138	9
Probation Viol. Felony	-102	345	243	296	276	243	-33
SAFPP	-21	156	135	123	126	135	9
Special Programs	-14	155	141	99	117	141	24
US Marshal	-11	45	34	39	37	34	-3
Misdemeanors pending	-6	129	123	117	117	123	6
Bench Warrants	-4	35	31	27	37	31	-6
Serving County Time	-3	20	17	20	19	17	-2
STABLE							
SJF-Serv Co.Jail (12.44a)	3	14	17	14	14	17	3
Contempt in Jail	3	1	4	5	4	4	0
Serv as Cond of Prob.	3	23	26	20	18	26	8
Default	2	70	72	54	61	72	11
Immigration	1	2	3	4	3	3	0
Out of Co/State	1	74	75	68	71	75	4
TDC<10yr/appeal	0	7	7	5	6	7	1
TYC	0	0	0	0	0	0	0
Class C Misd. only	0	0	0	0	0	0	0

** Review of 25 of the 32 DEWR buckets. 3 additional buckets added in 03/2022. Page 4

DEWR BUCKET MONTHLY AVERAGES

	Jun 20	Jun 21	Jan 22	Feb 22	Mar 22	Apr 22	May 22	Jun 22	2022 Avg
Felony not filed	351	477	654	641	586	625	640	775	654
Felony pend GJ	292	566	405	478	494	474	370	382	434
Fel.pend excl.SJF	2073	2070	2325	2276	2243	2182	2273	2231	2255
State Jail Fel only	253	290	336	318	315	332	353	330	331
PV-Felony	250	345	333	319	298	296	276	243	294
TDC over 10yrs	502	297	230	286	310	415	522	518	380
Bench Warrants	40	35	35	29	27	27	37	31	31
TDC <10y/appeal	22	7	8	5	6	5	6	7	6
Sentenced SJF	128	90	105	106	116	127	169	204	138
Sentd SJF/appeal	3	0	0	0	0	0	0	1	0
SJF-Serv Co Jail	9	14	10	12	14	14	14	17	14
Misdnmr not filed	57	73	72	74	72	74	81	83	76
Misdnmr filed-pend	103	129	107	126	118	117	117	123	118
PV-Misdnmr	2	1	1	1	0	0	0	0	0
Serv as Con of Prob.	12	23	18	20	20	20	18	26	20
Serv Co time/ fines	13	20	14	12	14	20	19	17	16
Serv fines/ fees only	0	0	0	0	0	0	0	0	0
Out of Co/State	57	74	60	78	75	68	71	75	71
Parole Vio.	287	250	145	145	137	119	129	138	135
SAFPF	133	156	122	119	113	123	126	135	123
Sp.Pgrms	100	155	111	128	103	99	117	141	117
Incompetent	226	281	354	376	383	395	402	395	384
US Marshall	88	45	36	37	38	39	37	34	37
Cntmpt-in Jail	1	1	2	6	6	5	4	4	4
Furlough	1	0	0	0	0	0	0	0	0
PEACE Bond	0	0	0	0	0	0	0	0	0
TYC hold	0	0	0	0	0	0	0	0	0
Immigration hold	5	2	2	3	2	4	3	3	3
Class C only	0	0	0	0	0	0	0	0	0
Contract	0	0	0	0	1	1	0	0	0
US Military	0	0	0	0	0	0	0	0	0
Default	37	70	57	55	60	54	61	72	60
Furlough added	5045	5471	5541	5648	5552	5633	5847	5986	5701
Jail Population Actual	5044	5471	5541	5648	5552	5633	5847	5986	5701

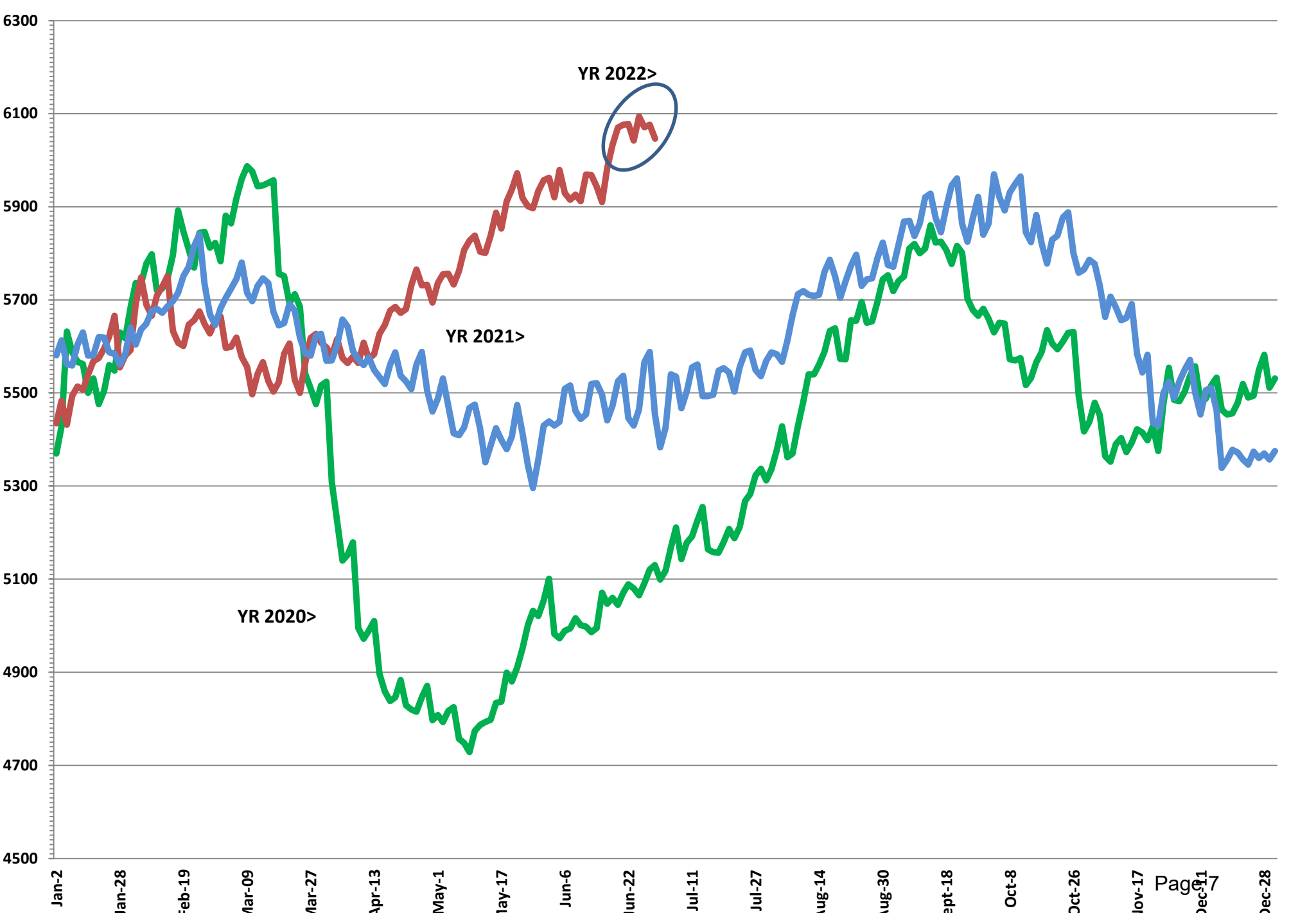
INTAKES	97	142	122	123	137	139	137	138	133
RELEASES	94	143	115	122	139	134	129	138	129
VARIANCE	-3	1	-7	-1	2	-5	-8	0	-4

Dallas County Jail Population 3-year statistical summary for:
2020, 2021, & 2022

JAIL POPULATION MONTHLY AVERAGES							
2020	Jail Pop AVG	2020	2021	Jail Pop AVG	2021	2022	Jail Pop AVG
Jan-20	5557	5419	Jan-21	5592	5611	Jan-22	5541
Feb-20	5781	5419	Feb-21	5690	5611	Feb-22	5648
Mar-20	5787	5419	Mar-21	5668	5611	Mar-22	5552
Apr-20	4970	5419	Apr-21	5550	5611	Apr-22	5633
May-20	4869	5419	May-21	5400	5611	May-22	5847
Jun-20	5044	5419	Jun-21	5471	5611	Jun-22	5986
Jul-20	5205	5419	Jul-21	5512	5611	Jul-22	
Aug-20	5555	5419	Aug-21	5710	5611	Aug-22	
Sep-20	5762	5419	Sep-21	5856	5611	Sep-22	
Oct-20	5580	5419	Oct-21	5863	5611	Oct-22	
Nov-20	5415	5419	Nov-21	5597	5611	Nov-22	
Dec-20	5503	5419	Dec-21	5417	5611	Dec-22	
YR AVG	5419		YR AVG	5611		YR AVG	5701

BOOKINS MONTHLY TOTALS							
2020	Total bookins	2020	2021	Total bookins	2021	2022	Total bookins
Jan-20	5119	3802	Jan-21	3843	4016	Jan-22	3797
Feb-20	4794	3802	Feb-21	3196	4016	Feb-22	3442
Mar-20	4201	3802	Mar-21	4576	4016	Mar-22	4248
Apr-20	2891	3802	Apr-21	4203	4016	Apr-22	4172
May-20	3103	3802	May-21	4116	4016	May-22	4255
Jun-20	2910	3802	Jun-21	4255	4016	Jun-22	4148
Jul-20	3220	3802	Jul-21	4303	4016	Jul-22	
Aug-20	4037	3802	Aug-21	4202	4016	Aug-22	
Sep-20	3862	3802	Sep-21	4077	4016	Sep-22	
Oct-20	4053	3802	Oct-21	3994	4016	Oct-22	
Nov-20	3781	3802	Nov-21	3696	4016	Nov-21	
Dec-20	3652	3802	Dec-21	3726	4016	Dec-21	
YR AVG	3802		YR AVG	4016		YR AVG	4010
TOTAL	45,623		TOTAL	48,187		TOTAL	24,062

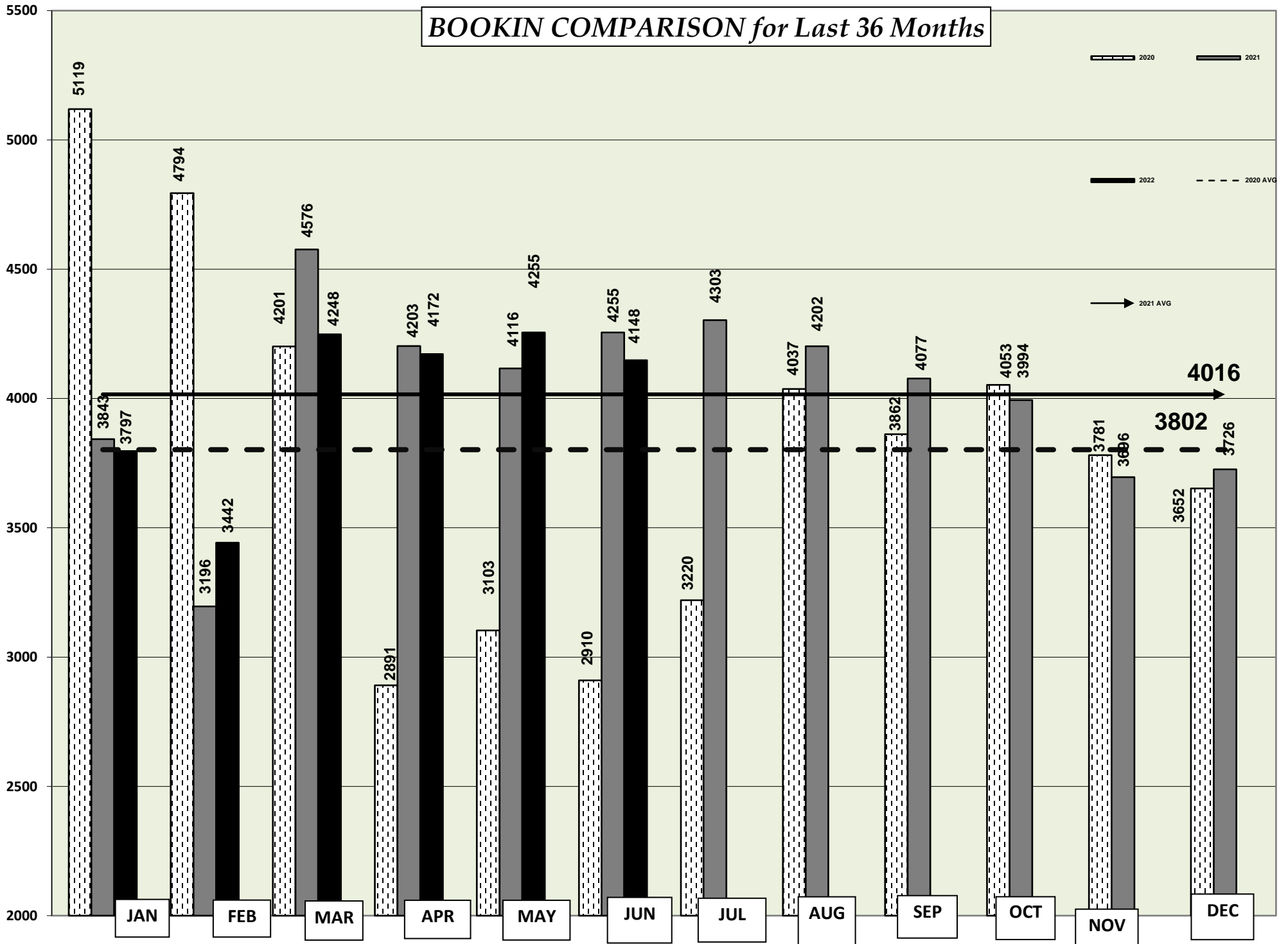
Dallas County Jail Population 2020 - 2022



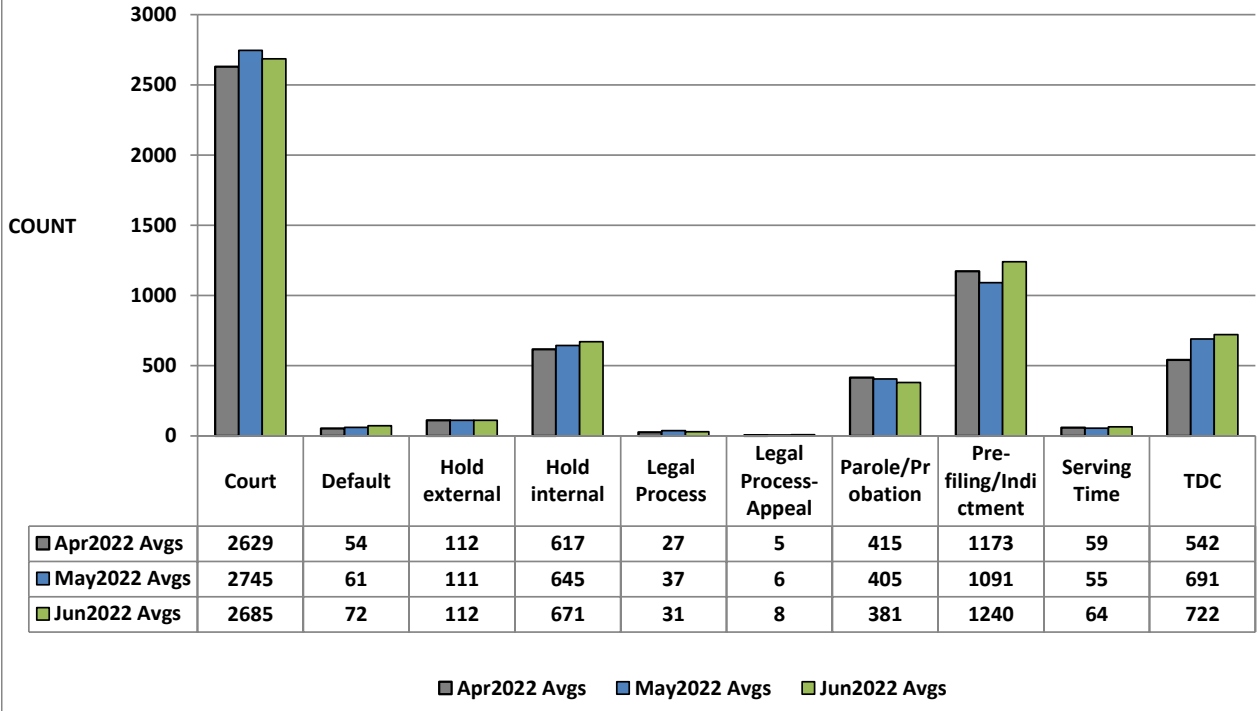
JAIL POPULATION 2020-2022



BOOKIN COMPARISON for Last 36 Months

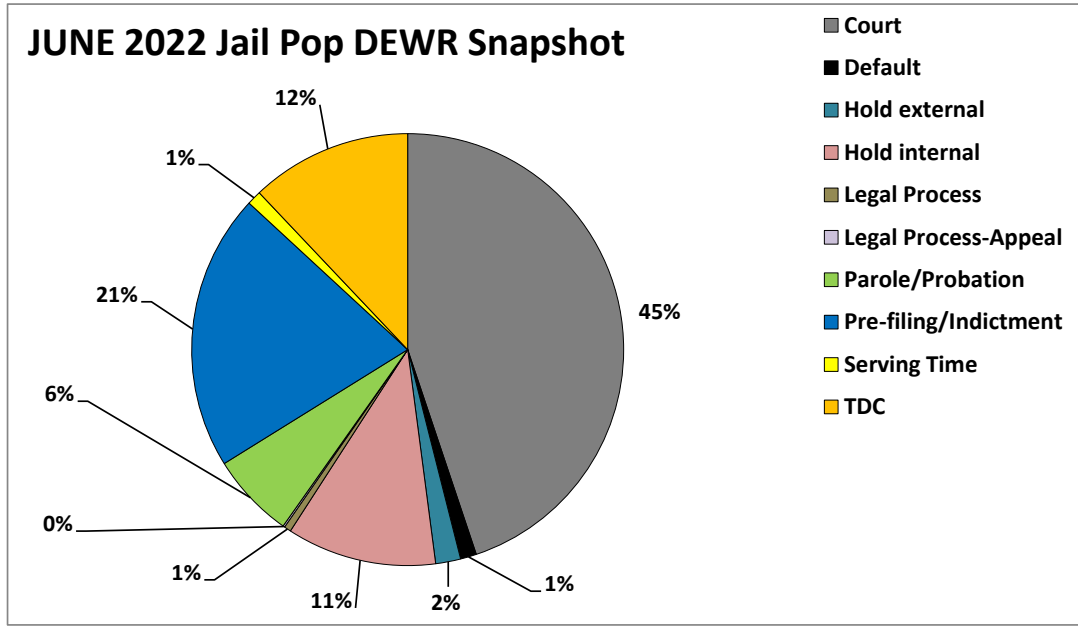


3-MONTH Jail Pop DEWR BUCKET MONTHLY AVG'S COMPARISON



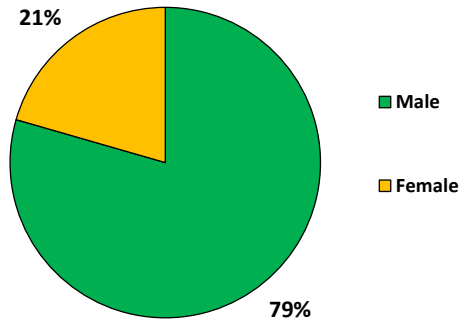
Jail Pop Buckets	Jail Pop Category
Misdmnr filed-pend	Court
Fel.pend excl.SJF	Court
State Jail Fel only	Court
Default	Default
Out of Co/State	Hold external
US Marshal	Hold external
TYC hold	Hold external
Immigration hold	Hold external
Contract	Hold external
US Military	Hold external
SAFPF	Hold internal
Sp.Pgrms	Hold internal
Incompetent	Hold internal
Bench Warrants	Legal Process
TDC <10y/appeal	Legal Process-Appeal
Sentd SJF/appeal	Legal Process-Appeal
Parole Vio.	Parole/Probation
PV-Felony	Parole/Probation
PV-Misdmnr	Parole/Probation
Felony not filed	Pre-filing/Indictment
Felony pend GJ	Pre-filing/Indictment
Misdmnr not filed	Pre-filing/Indictment
SJF-Serv Co Jail	Serving Time
Serv as Con of Prob.	Serving Time
Serv Co time/ fines	Serving Time
Serv fines/ fees only	Serving Time
Cntmpt-in Jail	Serving Time
Class C only	Serving Time
TDC over 10yrs	TDC
Sentenced SJF	TDC

JUNE 2022 Jail Pop DEWR Snapshot

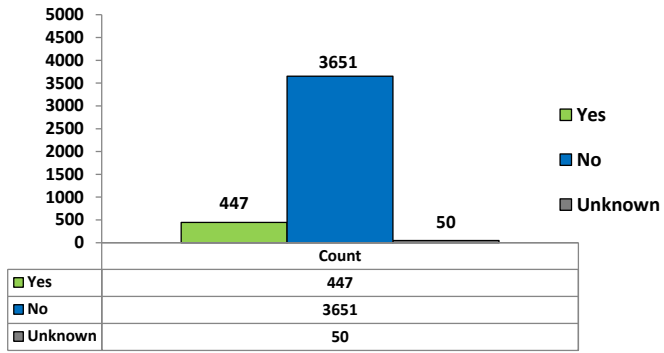


JUNE 2022 BOOK-IN SNAPSHOT

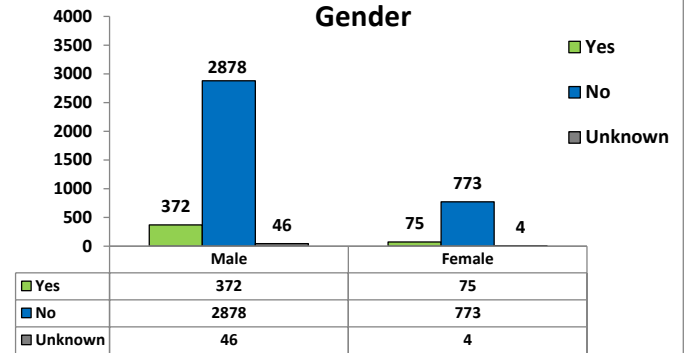
JUNE 2022 BookIn Gender



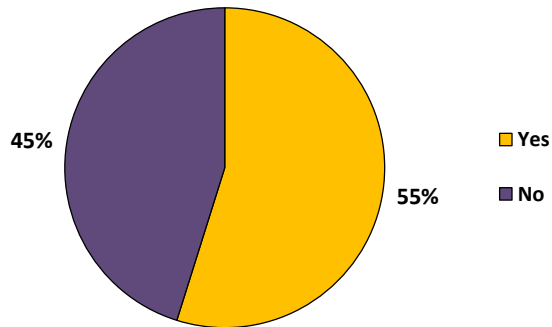
JUNE 2022 BookIn Homelessness



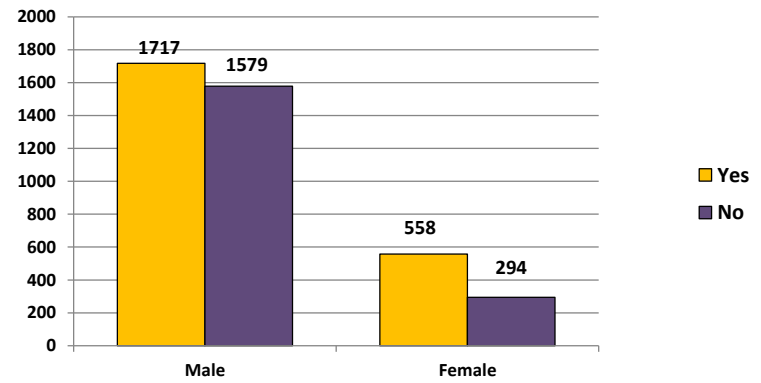
JUNE 2022 BookIn Homelessness by Gender



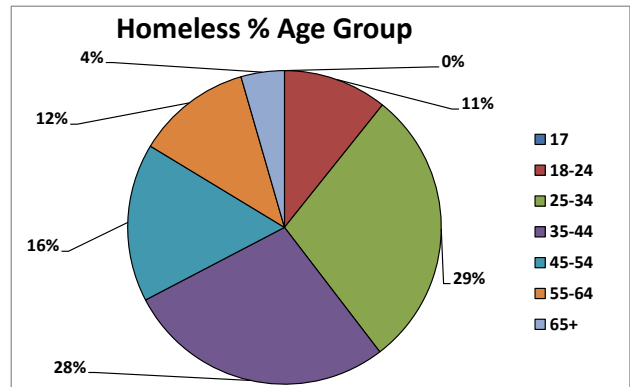
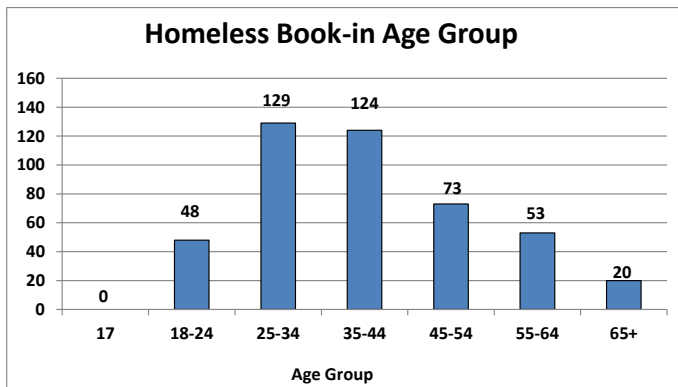
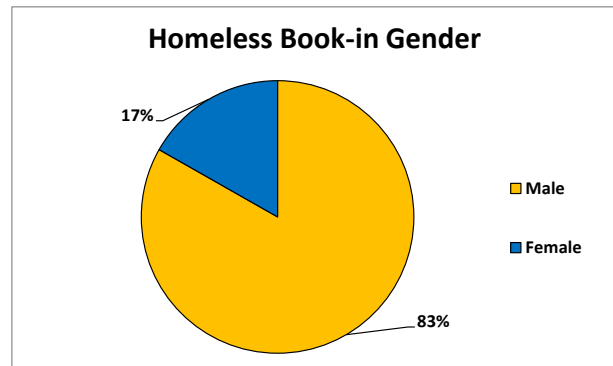
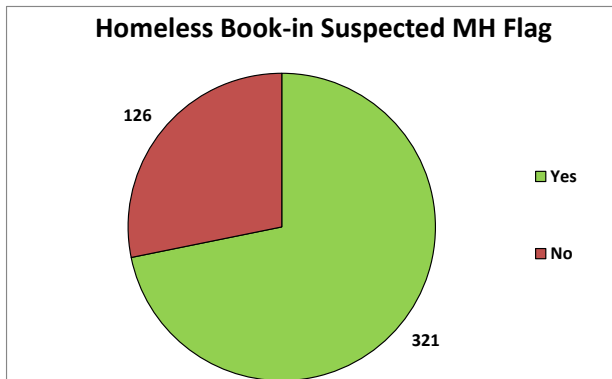
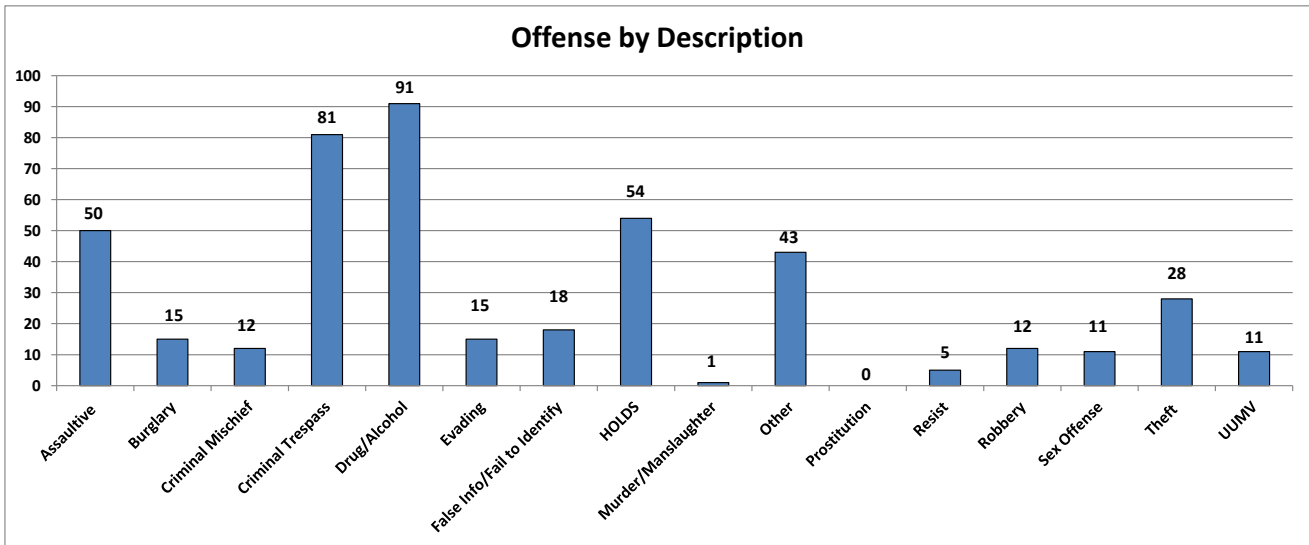
JUNE 2022 BookIn Suspected MH Flag



JUNE 2022 BookIn Suspected MH Flag by Gender



Homeless June 2022 Book-ins

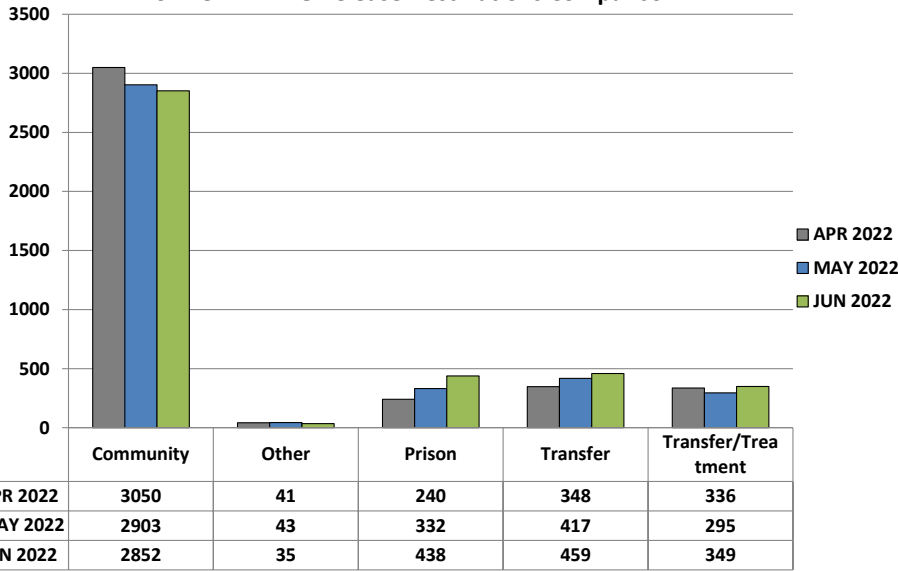


MONTHLY RELEASE TOTALS BY CATEGORY

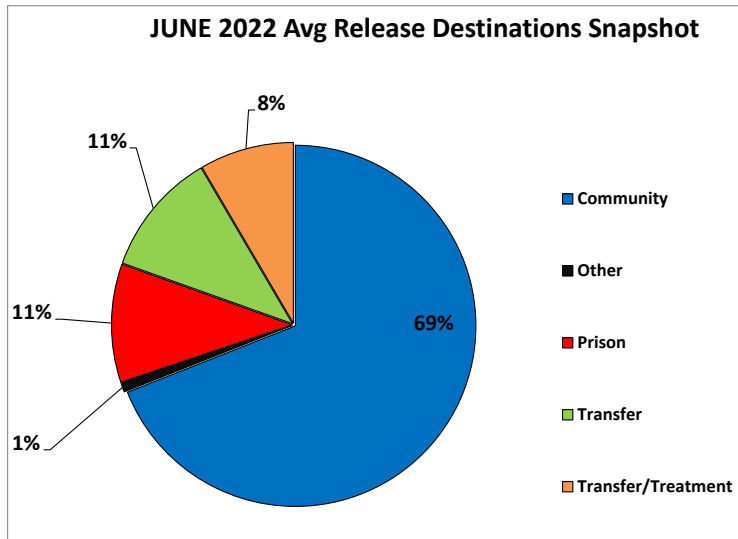
RELEASE CATEGORY	Jun 20	Jun 21	Jan 22	Feb 22	Mar 22	Apr 22	May 22	June 22
BENCH WARRANT-READY TO RETURN	0	0	0	0	0	0	0	0
BOND REINSTATED	15	36	35	26	32	31	19	22
Currently Not Holding Class Cs	0	0	0	0	1	1	0	0
Deceased	2	0	0	3	1	2	0	2
DRY WRIT	0	0	0	0	0	0	0	0
DRY WRIT-CASE NOT FILED	0	0	0	0	0	0	0	0
ERROR-DUPLICATE CASE	0	0	0	0	0	0	0	0
ERROR- WRONG CASE #	0	0	1	0	0	0	0	1
Escaped	0	0	0	0	0	0	0	0
Failed to Report	0	0	0	0	0	0	0	0
Failed to Return to Work Release	0	0	0	0	0	0	0	0
FELONY REDUCED TO MISDEMEANOR	0	0	0	1	0	0	0	0
Finding of Facts Release	0	0	0	1	0	0	1	0
HOLD ADDED IN ERROR	0	0	0	0	0	0	0	0
Judicial Treatment Center/Wilmer	29	70	54	36	94	61	61	61
MISDEMEANOR REDUCED TO CLASS C	2	7	4	8	9	7	12	7
MOTION TO RELEASE	36	84	60	74	78	85	66	0
No Billed	12	6	6	10	14	14	9	6
Other	40	21	28	34	24	39	43	32
Paid Fine	1	2	1	0	0	0	0	1
Parole in Absentia or Pre Parole Transfer	2	0	0	0	0	0	0	0
Parole Warrant Withdrawn	47	66	22	25	29	31	31	20
Posted Cash Bond	173	289	292	289	329	313	271	290
Posted Personal Recognizance Bond	155	82	94	87	97	124	123	144
POSTED PR BOND	188	314	224	227	274	301	249	256
Posted Pre-trial Bond	8	5	8	7	2	5	9	10
Posted PT Personal Recognizance Bond	16	41	35	27	32	28	30	33
Posted Surety Bond	1084	1432	1284	1114	1462	1358	1294	1261
Posted Writ Bond	0	2	0	0	1	0	0	0
PROBATION DISCHARGED	1	4	6	6	8	3	5	7
RELEASE PER SHOCK PROBATION	0	0	0	0	0	0	0	0
Released By Order of the Court	44	110	56	66	79	83	94	83
Released on Probation	155	163	158	149	198	191	212	174
Released per Agency Pick Time Expired	1	0	0	0	1	0	0	0
RELEASED PER AGENCY PICK-UP TIME EXPIRED	0	0	0	0	0	0	0	0
Released per Art 14.06/Magistrate Order	0	1	2	0	0	0	0	2
RELEASED PER CASE REJECTED BY DA	21	25	9	8	22	19	18	20
RELEASED PER DISCHARGE IN ABSENTIA	2	5	3	8	12	6	7	4
RELEASED PER DPD RELEASE CHARGE	9	14	21	24	24	24	30	23
Released per DPD/Class C Only	0	0	0	0	1	1	0	0
RELEASED PER FINDING OF FACTS	10	27	52	40	41	56	56	51
Released per Investigating Agency	5	4	4	6	5	5	3	0
RELEASED PER INVESTIGATIVE AGENCY	4	6	11	5	13	15	9	19
RELEASED PER MEDICAL REASONS	0	0	0	0	1	0	0	1
RELEASED PER PIA MANDATORY	8	0	2	1	1	0	1	2
Released per Teletype	20	33	19	19	23	17	8	15
Released to Dallas County Agency	1	2	2	0	2	0	3	3
Released to INS/Border Patrol	136	30	34	48	51	60	58	67
Released to Investigating Agency	2	4	7	10	11	5	5	11
Released to Mental Facility	16	16	1	10	18	12	11	24
Released to Military	1	0	0	0	0	0	0	0
Released to Out of County Agency	128	322	234	247	333	256	318	352
Released to Out of State Agency	13	23	29	29	43	25	33	25
RELEASED TO PAROLE OFFICER	34	24	14	14	23	18	17	19
Released to Special Program	160	311	211	210	263	262	220	262
RELEASED TO TDC	0	223	115	119	169	192	202	319
RELEASED TO TDC-ISF	0	7	2	6	13	2	1	7
Released to TDCJ	0	167	121	135	131	19	107	91
RELEASED TO U.S. MARSHALL	0	0	0	0	0	0	0	0
Released to US Marshal	9	37	41	20	31	27	22	21
Removed from furlough	0	0	0	0	0	0	0	0
SENTENCED TO DEATH	0	0	0	0	0	0	0	0
Served Time	178	231	229	228	275	283	288	350
Served Time and/or Paid Fine	1	0	0	2	3	0	1	0
TRANSFERRED TO INS/BORDER PATROL	0	0	0	0	0	1	0	1
TRANSFERRED TO A MENTAL FACILITY	0	1	0	0	0	1	2	0
TRANSFERRED TO A FEDERAL AGENCY	1	0	1	0	1	1	0	0
TRANSFERRED TO A SPECIAL PROGRAM	0	0	0	1	3	0	1	1
WARRANT WITHDRAWN	52	43	27	41	30	31	40	33
TOTAL RELEASES	2822	4290	3559	3421	4308	4015	3990	4133

Process Change; Avg Jan-May '22=73 individuals

3-MONTH AVG Release Destinations Comparison



JUNE 2022 Avg Release Destinations Snapshot

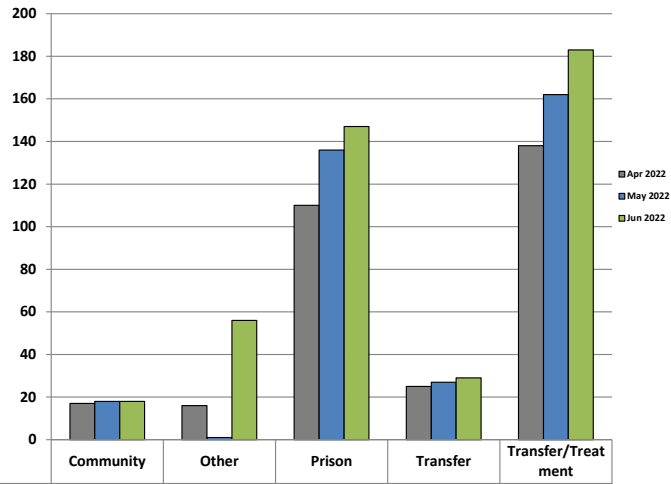


Release Reasons	Release Destination
BENCH WARRANT-READY TO RETURN	Community
BOND REINSTATED	Community
Currently Not Holding Class Cs	Community
Deceased	Other
DRY WRIT	Community
DRY WRIT-CASE NOT FILED	Community
ERROR-DUPLICATE CASE	Other
ERROR- WRONG CASE #	Other
Escaped	Other
Failed to Report	Other
Failed to Return to Work Release	Other
FELONY REDUCED TO MISDEMEANOR	Community
Finding of Facts Release	Community
HOLD ADDED IN ERROR	Community
Judicial Treatment Center/Wilmer	Transfer/Treatment
MISDEMEANOR REDUCED TO CLASS C	Community
MOTION TO RELEASE	Community
No Billed	Community
Other	Other
Paid Fine	Community
Parole in Absentia or Pre Parole Transfer	Community
Parole Warrant Withdrawn	Community
Posted Cash Bond	Community
Posted Personal Recognizance Bond	Community
POSTED PR BOND	Community
Posted Pre-trial Bond	Community
Posted PT Personal Recognizance Bond	Community
Posted Surety Bond	Community
Posted Writ Bond	Community
PROBATION DISCHARGED	Community
RELEASE PER SHOCK PROBATION	Community
Released By Order of the Court	Community
Released on Probation	Community
Released per Agency Pick Time Expired	Community
RELEASED PER AGENCY PICK-UP TIME EXPIRE	Community
Released per Art 14.06/Magistrate Order	Community
RELEASED PER CASE REJECTED BY DA	Community
RELEASED PER DISCHARGE IN ABSENTIA	Community
RELEASED PER DPD RELEASE CHARGE	Community
Released per DPD/Class C Only	Community
RELEASEED PER FINDING OF FACTS	Community
Released per Investigating Agency	Community
RELEASED PER INVESTIGATIVE AGENCY	Community
RELEASED PER MEDICAL REASONS	Transfer/Treatment
RELEASED PER PIA MANDATORY	Community
Released per Teletype	Community
Released to Dallas County Agency	Transfer
Released to INS/Border Patrol	Transfer
Released to Investigating Agency	Transfer
Released to Mental Facility	Transfer/Treatment
Released to Military	Transfer
Released to Out of County Agency	Transfer
Released to Out of State Agency	Transfer
RELEASED TO PAROLE OFFICER	Community
Released to Special Program	Transfer/Treatment
RELEASED TO TDC	Prison
RELEASED TO TDC-ISF	Prison
Released to TDCJ	Prison
RELEASED TO U.S. MARSHALL	Prison
Released to US Marshal	Prison
Removed from furlough	Other
SENTENCED TO DEATH	Other
Served Time	Community
Served Time and/or Paid Fine	Community
TRANSFERRED TO A MENTAL FACILITY	Transfer/Treatment
TRANSFERRED TO A FEDERAL AGENCY	Transfer
TRANSFERRED TO A SPECIAL PROGRAM	Transfer/Treatment
TRANSFERRED TO INS/BORDER PATROL	Transfer
WARRANT WITHDRAWN	Community

**AVERAGE LENGTH OF STAY
IN JAIL BASED ON RELEASE REASON**

RELEASE CATEGORY	2020 Avg	2021 Avg	Jan 2022	Feb 2022	Mar 2022	Apr 2022	May 2022	Jun 2022	2022 Avg
BENCH WARRANT-READY TO RETURN	1	0	0	0	0	0	0	0	0
BOND REINSTATED	11	12	7	16	6	6	9	12	9
Currently Not Holding Class Cs	0	3	0	0	825	0	0	0	138
Deceased	49	44	0	166	687	144	0	420	236
DRY WRIT	1	0	0	0	0	0	0	0	0
DRY WRIT-CASE NOT FILED	0	0	0	0	0	0	0	0	0
ERROR-DUPLICATE CASE	0	12	0	0	0	0	0	0	0
ERROR- WRONG CASE #	1	3	2	0	0	0	0	85	15
Escaped	0	0	0	0	0	0	0	0	0
Failed to Report	0	0	0	0	0	0	0	0	0
Failed to Return to Work Release	0	0	0	0	0	0	0	0	0
FELONY REDUCED TO MISDEMEANOR	16	7	0	40	0	0	0	0	7
Finding of Facts Release	1	1	0	9	0	0	5	0	2
HOLD ADDED IN ERROR	1	0	0	0	0	0	0	0	0
Judicial Treatment Center/Wilmer	105	113	109	93	110	89	87	103	99
MISDEMEANOR REDUCED TO CLASS C	12	17	7	20	105	10	19	4	28
MOTION TO RELEASE	8	6	6	6	6	8	6	0	5
No Billed	40	35	51	40	68	41	26	42	45
Other	10	11	22	1	1	0	6	0	5
Paid Fine	1	0	0	0	0	0	0	1	0
Parole in Absentia or Pre Parole Transfer	38	23	244	0	0	0	0	0	41
Parole Warrant Withdrawn	57	47	57	49	44	60	29	45	47
Posted Cash Bond	3	3	2	5	2	3	3	3	3
Posted Personal Recognizance Bond	10	7	7	16	4	2	3	4	6
POSTED PR BOND	10	8	10	5	11	9	7	5	8
Posted Pre-trial Bond	3	2	2	2	2	1	1	3	2
Posted PT Personal Recognizance Bond	20	5	4	4	5	4	4	5	4
Posted Surety Bond	7	7	7	10	8	7	6	4	7
Posted Writ Bond	0	4	0	0	1	0	0	0	0
PROBATION DISCHARGED	15	22	43	18	17	4	11	28	20
RELEASE PER SHOCK PROBATION	0	1	0	0	0	0	0	0	0
Released By Order of the Court	44	61	70	71	55	45	47	67	59
Released on Probation	60	74	77	81	76	69	83	76	77
Released per Agency Pick Time Expired	7	0	0	0	0	0	0	0	0
RELEASED PER AGENCY PICK-UP TIME EXPIRED	0	0	0	0	131	0	0	0	22
Released per Art 14.06/Magistrate Order	27	2	1	0	0	0	0	14	3
RELEASED PER CASE REJECTED BY DA	11	16	13	16	24	19	14	17	17
RELEASED PER DISCHARGE IN ABSENTIA	95	206	158	194	236	124	166	90	161
RELEASED PER DPD RELEASE CHARGE	11	13	13	15	13	12	8	16	13
Released per DPD/Class C Only	7	0	0	0	0	0	0	0	0
RELEASED PER FINDING OF FACTS	7	8	8	8	7	7	7	7	7
Released per Investigating Agency	41	109	142	58	65	20	7	0	49
RELEASED PER INVESTIGATIVE AGENCY	31	84	39	11	49	38	27	66	38
RELEASED PER MEDICAL REASONS	4	17	0	0	187	0	0	13	33
RELEASED PER PIA MANDATORY	118	97	141	20	105	0	28	51	58
Released per Teletype	33	34	30	21	26	40	57	47	37
Released to Dallas County Agency	44	46	43	0	8	0	15	62	21
Released to INS/Border Patrol	44	104	72	49	51	68	66	57	61
Released to Investigating Agency	15	32	3	15	82	49	57	2	35
Released to Mental Facility	257	335	373	396	581	640	557	474	504
Released to Military	4	3	0	0	0	0	0	0	0
Released to Out of County Agency	39	42	39	44	41	43	32	46	41
Released to Out of State Agency	35	31	23	33	32	28	42	48	34
RELEASED TO PAROLE OFFICER	61	67	80	72	53	65	62	50	64
Released to Special Program	65	76	75	84	77	77	68	67	75
RELEASED TO TDC	142	185	188	193	218	234	228	227	215
RELEASED TO TDC-ISF	63	73	90	45	66	32	93	32	60
Released to TDCJ	115	189	199	194	230	188	204	263	213
RELEASED TO U.S. MARSHALL	0	0	0	0	0	0	0	0	0
Released to US Marshal	156	196	111	102	138	95	154	213	136
Removed from furlough	0	1	0	0	0	0	0	0	0
SENTENCED TO DEATH	0	0	0	0	0	0	0	0	0
Served Time	37	42	37	45	48	42	45	46	44
Served Time and/or Paid Fine	1	0	0	1	3	0	2	0	1
TRANSFERRED TO INS/BORDER PATROL	23	41	0	0	0	11	0	17	5
TRANSFERRED TO A MENTAL FACILITY	151	61	0	0	0	22	180	0	34
TRANSFERRED TO A FEDERAL AGENCY	4	20	0	0	21	3	0	0	4
TRANSFERRED TO A SPECIAL PROGRAM	56	51	0	11	49	0	81	439	97
WARRANT WITHDRAWN	57	49	39	57	45	63	57	23	47
Avg length stay in-jail for those released in the yr/mon	yr/33	yr/40	mon/38	mon/34	mon/67	mon/35	mon/38	mon/48	yr/43
Total/Total Avg Releases for Month/Yr	3871	4008	3559	3421	4308	4015	3990	4133	3904

3-Month Total Avgs of Length of Stay in Jail Based on Release Destination



	Community	Other	Prison	Transfer	Transfer/Treatment
■ Apr 2022	17	16	110	25	138
■ May 2022	18	1	136	27	162
■ Jun 2022	18	56	147	29	183

Release Reasons	Length of Stay in Jail based on Release Destination
BENCH WARRANT-READY TO RETURN	Community
BOND REINSTATED	Community
Currently Not Holding Class Cs	Community
Deceased	Other
DRY WRIT	Community
DRY WRIT-CASE NOT FILED	Community
ERROR-DUPLICATE CASE	Other
ERROR- WRONG CASE #	Other
Escaped	Other
Failed to Report	Other
Failed to Return to Work Release	Other
FELONY REDUCED TO MISDEMEANOR	Community
Finding of Facts Release	Community
HOLD ADDED IN ERROR	Community
Judicial Treatment Center/Wilmer	Transfer/Treatment
MISDEMEANOR REDUCED TO CLASS C	Community
MOTION TO RELEASE	Community
No Billed	Community
Other	Other
Paid Fine	Community
Parole in Absentia or Pre Parole Transfer	Community
Parole Warrant Withdrawn	Community
Posted Cash Bond	Community
Posted Personal Recognizance Bond	Community
POSTED PR BOND	Community
Posted Pre-trial Bond	Community
Posted PT Personal Recognizance Bond	Community
Posted Surety Bond	Community
Posted Writ Bond	Community
PROBATION DISCHARGED	Community
RELEASE PER SHOCK PROBATION	Community
Released By Order of the Court	Community
Released on Probation	Community
Released per Agency Pick Time Expired	Community
RELEASED PER AGENCY PICK-UP TIME EXPIRED	Community
Released per Art 14.06/Magistrate Order	Community
RELEASED PER CASE REJECTED BY DA	Community
RELEASED PER DISCHARGE IN ABSENTIA	Community
RELEASED PER DPD RELEASE CHARGE	Community
Released per DPD/Class C Only	Community
RELEASEED PER FINDING OF FACTS	Community
Released per Investigating Agency	Community
RELEASED PER INVESTIGATIVE AGENCY	Community
RELEASED PER MEDICAL REASONS	Transfer/Treatment
RELEASED PER PIA MANDATORY	Community
Released per Teletype	Community
Released to Dallas County Agency	Transfer
Released to INS/Border Patrol	Transfer
Released to Investigating Agency	Transfer
Released to Mental Facility	Transfer/Treatment
Released to Military	Transfer
Released to Out of County Agency	Transfer
Released to Out of State Agency	Transfer
RELEASED TO PAROLE OFFICER	Community
Released to Special Program	Transfer/Treatment
RELEASED TO TDC	Prison
RELEASED TO TDC-ISF	Prison
Released to TDCJ	Prison
RELEASED TO U.S. MARSHALL	Prison
Released to US Marshal	Prison
Removed from furlough	Other
SENTENCED TO DEATH	Other
Served Time	Community
Served Time and/or Paid Fine	Community
TRANSFERRED TO A MENTAL FACILITY	Transfer/Treatment
TRANSFERRED TO A FEDERAL AGENCY	Transfer
TRANSFERRED TO A SPECIAL PROGRAM	Transfer/Treatment
TRANSFERRED TO INS/BORDER PATROL	Transfer
WARRANT WITHDRAWN	Community

PRE-INDICTMENT WAIVERS BY COURT BY MONTH

PRE-INDICTMENT WAIVERS BY COURT BY MONTH																		
	CDC1	CDC2	CDC3	CDC4	CDC5	CDC6	CDC7	194th	195th	203rd	204th	265th	282nd	283rd	291st	292nd	363rd	Total
2019 Year Totals	149	109	68	100	50	101	92	66	124	121	141	91	53	64	71	109	54	1563
Year Avg	12	9	6	8	4	8	8	6	10	10	12	8	4	5	6	9	5	130
2020 Year Totals	129	112	75	88	65	115	78	71	160	95	108	89	61	125	84	126	96	1677
Year Avg	11	9	6	7	5	10	7	6	13	8	9	7	5	10	7	11	8	140
2021 Year Totals	113	123	36	89	47	82	74	75	131	107	66	62	58	79	74	124	55	1395
Year Avg	9	10	3	7	4	7	6	6	11	9	6	5	5	7	6	10	5	116
DATE																		Total
Jan 22	6	14	0	4	6	2	4	4	5	8	6	3	2	1	1	12	1	79
Feb 22	4	3	4	7	6	2	1	6	2	8	2	9	2	3	2	3	3	67
Mar 22	10	9	2	5	4	6	2	7	5	1	6	6	4	5	0	8	2	82
Apr 22	4	8	2	8	2	3	4	4	9	4	5	3	1	2	1	9	8	77
May 22	6	15	0	12	8	7	4	5	3	4	2	7	5	1	5	11	3	98
Jun 22	8	3	3	12	3	5	5	4	4	7	4	12	4	9	2	5	7	97
Jul 22																		0
Aug 22																		0
Sep 22																		0
Oct 22																		0
Nov 22																		0
Dec 22																		0
2022 Year Totals	38	52	11	48	29	25	20	30	28	32	25	40	18	21	11	48	24	500
Year Avg	6	9	2	8	5	4	3	5	5	5	4	7	3	4	2	8	4	42

DISPOSITION TOTALS BY FELONY COURT

2020	Jan	Feb	Mar	April	May	Jun	Jul	Aug	Sept	Oct	Nov	Dec	Average	Total
Avg	150	150	140	84	90	108	124	122	131	171	117	135	127	1522
TOTAL DISPOSTIONS	2555	2552	2381	1431	1538	1840	2104	2066	2233	2899	1984	2299	2157	25,882
2021	Jan	Feb	Mar	April	May	Jun	Jul	Aug	Sept	Oct	Nov	Dec	Average	Total
Avg	120	104	169	146	129	169	146	147	153	147	141	125	142	1698
TOTAL DISPOSTIONS	2046	1774	2878	2484	2192	2874	2487	2498	2607	2501	2398	2133	2406	28,872
2022	Jan	Feb	Mar	April	May	Jun	Jul	Aug	Sept	Oct	Nov	Dec	Average	Total
CDC1	134	160	172	211	237	141							176	1055
CDC2	183	123	206	184	224	416							223	1336
CDC3	121	130	211	224	127	136							158	949
CDC4	138	100	185	166	225	259							179	1073
CDC5	126	91	184	163	204	146							152	914
CDC6	128	132	159	175	116	226							156	936
CDC7	152	88	134	194	249	194							169	1011
194TH	141	134	200	174	161	173							164	983
195TH	134	129	185	177	183	136							157	944
203RD	159	167	166	141	203	238							179	1074
204TH	126	123	158	185	163	188							157	943
265TH	128	249	235	147	214	239							202	1212
282ND	114	82	174	137	195	209							152	911
283RD	95	115	149	152	153	258							154	922
291ST	133	114	148	177	150	203							154	925
292ND	166	95	237	188	205	244							189	1135
363RD	103	120	143	170	164	137							140	837
Avg	134	127	179	174	187	208	#DIV/0!	#DIV/0!	#DIV/0!	#DIV/0!	#DIV/0!	#DIV/0!	168	1009
TOTAL DISPOSTIONS	2281	2152	3046	2965	3173	3543	0	0	0	0	0	0	2860	17,160

Average Pending Dispos (in Jail) by District Court

06/01/2022-06/30/2022

DATE	CDC 1	CDC 2	CDC 3	CDC 4	CDC 5	CDC 6	CDC 7	194	195	203	204	265	282	283	291	292	363	Total
	YOO	KENNEDY	RILEY	COLLINS	THOMPSON	HOWARD	ANYIAM	WHITE	GARZA	JONES	KEMP	BENNETT	DAVIS	MAYS	MITCHELL	BIRMINGHAM	HOLMES	
06/01/22	165	150	150	171	201	198	163	208	162	196	166	151	208	179	174	150	135	2927
06/02/22	162	152	150	172	202	194	160	204	163	193	164	144	209	175	175	148	136	2903
06/03/22	162	147	147	168	199	192	160	204	161	193	162	144	207	171	173	146	135	2871
06/06/22	159	152	152	166	201	194	163	205	164	195	160	142	207	174	168	150	133	2885
06/07/22	157	152	153	165	203	191	162	206	168	194	158	142	205	168	167	151	134	2876
06/08/22	161	149	153	167	203	189	158	205	168	194	158	142	204	167	168	155	132	2873
06/09/22	160	150	153	167	205	187	155	205	171	191	160	137	203	173	164	152	135	2868
06/10/22	160	146	155	171	208	185	152	203	171	188	158	135	201	167	165	153	135	2853
06/13/22	166	145	157	172	208	177	156	202	170	188	157	132	197	166	165	152	136	2846
06/14/22	166	141	156	172	205	175	156	208	168	188	155	131	193	167	168	150	133	2832
06/15/22	167	140	159	174	200	175	156	204	170	194	155	132	194	168	170	149	135	2842
06/16/22	167	138	159	172	200	177	158	205	171	188	153	134	188	165	172	149	136	2832
06/17/22	166	135	157	169	202	173	157	204	171	185	150	135	183	165	169	148	135	2804
06/20/22	168	136	158	170	201	174	163	206	175	184	145	131	182	167	174	147	136	2817
06/21/22	167	136	160	170	201	176	165	206	174	186	145	131	182	166	175	148	139	2827
06/22/22	166	136	163	172	202	179	162	207	172	186	150	135	185	165	175	148	138	2841
06/23/22	165	134	164	172	203	181	164	211	174	190	148	138	186	164	180	149	141	2864
06/24/22	164	135	159	170	208	184	164	215	174	184	145	139	189	166	182	150	137	2865
06/27/22	168	134	159	173	206	192	168	213	169	181	149	142	191	163	179	145	136	2868
06/28/22	168	134	159	176	207	192	166	213	175	179	149	146	192	160	174	142	140	2872
06/29/22	169	137	161	175	204	192	167	214	174	183	151	147	187	161	176	139	139	2876
06/30/22	169	136	162	176	205	190	163	220	173	181	152	148	188	161	173	138	138	2873
June AVG	165	142	157	171	203	185	161	208	170	188	154	139	195	167	172	148	136	2860
	↓	★	↑	↓	↑	↓	↑	↑	↑	↓	↓	★	↑	↑	↑	↓	★	
Rankings	8	3	6	11	16	13	7	17	10	14	5	2	15	9	12	4	1	

DISPOSITION TOTALS FOR COUNTY CRIMINAL COURTS

2020	Jan	Feb	Mar	April	May	Jun	Jul	Aug	Sept	Oct	Nov	Dec	Average	Total
Avg	273	191	137	67	117	120	152	122	135	141	113	120	140	1685
TOTAL DISPOSTIONS	3270	2288	1645	800	1401	1437	1818	1458	1615	1696	1354	1443	1685	20,225
2021	Jan	Feb	Mar	April	May	Jun	Jul	Aug	Sept	Oct	Nov	Dec	Average	Total
Avg	116	110	150	167	128	188	153	150	180	169	161	178	154	1850
TOTAL DISPOSTIONS	1389	1320	1805	2003	1534	2259	1831	1800	2158	2026	1928	2141	1850	22,194
2022	Jan	Feb	Mar	April	May	Jun	Jul	Aug	Sept	Oct	Nov	Dec	Average	Total
CCC1	133	135	182	217	288	480							239	1435
CCC2	122	136	161	134	284	438							213	1275
CCC3	216	196	260	254	253	436							269	1615
CCC4	125	201	310	208	227	280							225	1351
CCC5	175	119	186	219	163	260							187	1122
CCC6	122	145	209	207	298	467							241	1448
CCC7	114	110	163	208	186	215							166	996
CCC8	187	153	178	145	215	227							184	1105
CCC9	251	263	276	242	271	300							267	1603
CCC10	115	180	219	176	217	395							217	1302
CCC11	114	151	182	193	255	382							213	1277
CCAP2	255	153	171	239	354	507							280	1679
Avg	161	162	208	204	251	366	#DIV/0!	#DIV/0!	#DIV/0!	#DIV/0!	#DIV/0!	#DIV/0!	225	1351
TOTAL DISPOSTIONS	1929	1942	2497	2442	3011	4387	0	0	0	0	0	0	2701	16,208

*** Please note that CCAP1 Totals are CLASS C APPEALS ***

													Average	Total		
CCAP1	203	207	205	154	277	260									218	1306

Female Jail Pleas

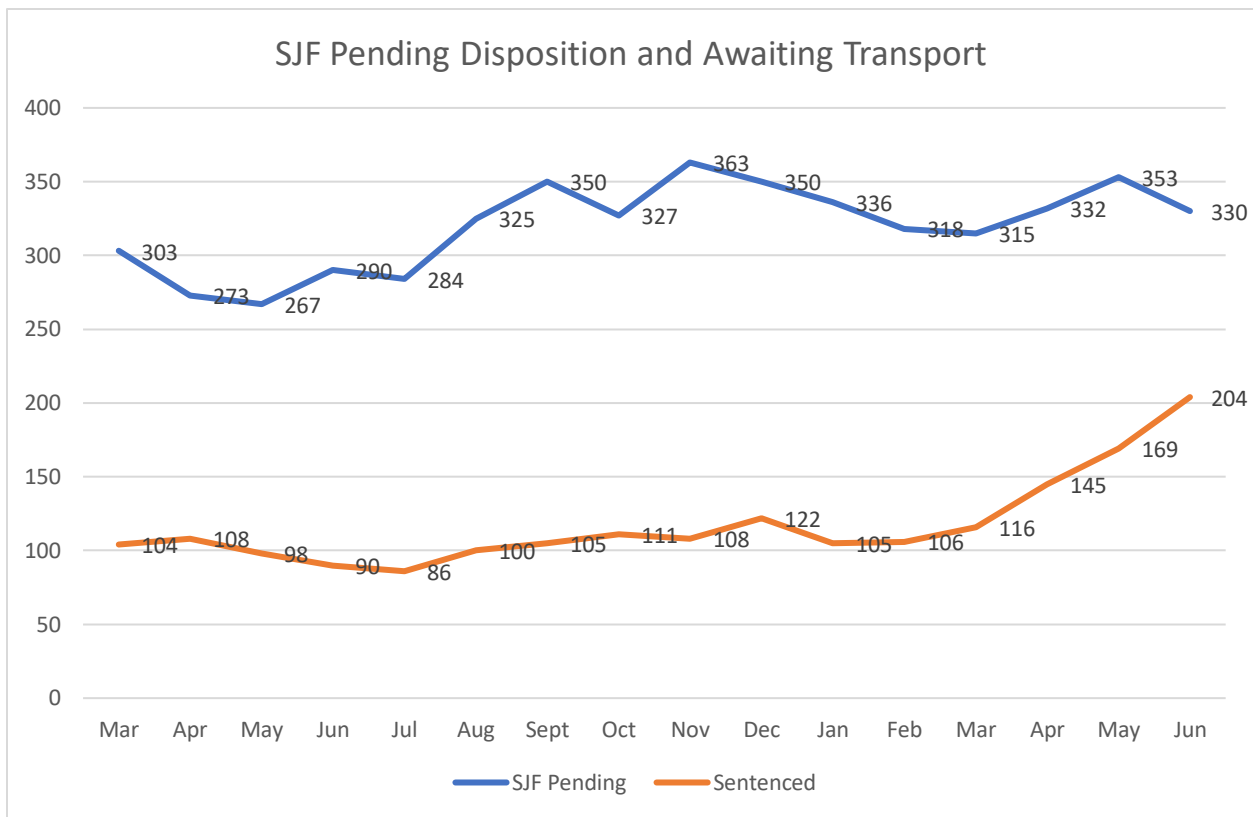
													Average	Total		
MAGISTRATE COURT	30	-	-	54	24	55									41	163

Average Pending Dispos (in Jail) by County Criminal Court

06/01/2022-06/30/2022

DATE	CCC1	CCC2	CCC3	CCCAP1	CCC4	CCC5	CCC6	CCC7	CCC8	CCC9	CCC10	CCCAP2	CCC11	Total
	PATTERSON	HAYES	MOOREHEAD	WADE	MULDER	GREEN	KING	EDWARDS	WHITE	HOFFMAN	MULLIN	LUTHER	KELLY	
06/01/22	122	160	175	192	143	148	141	175	134	151	114	150	131	1936
06/02/22	122	159	173	189	142	144	145	168	137	148	113	147	128	1915
06/03/22	120	152	166	188	139	144	135	166	135	148	109	142	125	1869
06/06/22	134	155	169	186	144	153	132	164	138	157	113	148	125	1918
06/07/22	129	153	169	187	142	150	132	164	136	155	112	149	132	1910
06/08/22	126	156	166	189	141	152	131	167	133	152	110	152	129	1904
06/09/22	123	155	167	190	141	149	129	164	128	148	113	152	131	1890
06/10/22	127	152	162	189	144	148	130	160	130	148	111	153	128	1882
06/13/22	138	149	162	186	142	148	136	166	137	156	117	149	135	1921
06/14/22	137	151	160	185	140	153	144	162	136	154	113	148	134	1917
06/15/22	133	150	152	186	138	150	143	164	132	160	117	145	133	1903
06/16/22	135	149	159	192	136	150	140	165	136	159	115	147	134	1917
06/17/22	130	151	159	193	140	154	139	163	136	159	117	145	136	1922
06/20/22	135	157	167	193	139	155	145	159	144	168	114	149	141	1966
06/21/22	134	160	170	194	140	156	148	158	144	167	118	151	141	1981
06/22/22	130	153	166	195	141	157	144	159	143	166	120	154	139	1967
06/23/22	123	151	168	195	138	153	141	161	141	162	123	148	136	1940
06/24/22	127	151	171	194	131	153	143	161	141	167	126	145	131	1941
06/27/22	133	159	180	194	136	159	151	166	145	170	124	151	136	2004
06/28/22	133	157	179	193	133	157	153	170	146	170	125	152	136	2004
06/29/22	134	158	173	193	129	155	155	168	145	163	121	151	132	1977
06/30/22	130	154	172	191	128	148	158	166	144	162	116	149	132	1950
June AVG	130	154	168	191	139	152	142	164	138	159	116	149	133	1933
	★	↑	↑	↑	↑	↑	↑	↓	↑	↓	★	↑	★	
Rankings	2	9	12	13	5	8	6	11	4	10	1	7	3	

**New Report beginning on 02.18.2022



State Jail Felony Pending Disposition June 2022 by Court and Offense

Court	Count of Case No
194th Judicial District Court	19
195th Judicial District Court	23
203rd Judicial District Court	12
204th Judicial District Court	12
265th Judicial District Court	13
282nd Judicial District Court	30
283rd Judicial District Court	13
291st Judicial District Court	29
292nd Judicial District Court	5
363rd Judicial District Court	20
Criminal District Court No. 1	27
Criminal District Court No. 2	13
Criminal District Court No. 3	26
Criminal District Court No. 4	16
Criminal District Court No. 5	28
Criminal District Court No. 6	27
Criminal District Court No. 7	15
No Court - blank	3
Grand Total	331

SJF Pending	
Offense Category	Count
Possession	176
Theft	51
UUMV	29
Burglary	28
DWI	1
Other	46
Total	331

Defendants in jail pending lab analysis									
Date	DEA	DPS	Tarrant	SWIFS	NMS	ARMSTRONG	NOT AT SWIFS	Total	Total SWIFS over 30 days
01/09/18	3	72	14	38				127	0
02/05/18	2	44	13	65				124	0
03/09/18	1	60	16	41				118	1
04/10/18	3	68	14	25				110	0
05/07/18	2	97	19	54				172	0
06/09/18	2	106	20	58				186	1
07/09/18	2	103	6	50				161	3
08/06/18	1	95	1	38				135	1
09/04/18	2	100	0	21				123	0
10/16/18	0	121	0	7				128	0
11/13/18	0	161	0	37				198	0
12/12/18	0	141	0	38				179	0
01/04/19	0	163	0	36				199	0
02/05/19	0	162	0	34				196	0
03/07/19	0	107	0	4				111	0
04/10/19	0	86	0	18				104	0
05/10/19	0	91	0	18				109	0
06/10/19	0	61	0	19				80	1
07/05/19	3	55	0	8				66	0
08/09/19	4	30	2	22				58	0
09/10/19	5	19	0	13				37	0
10/09/19	4	17	6	13				40	0
11/09/19	4	14	1	6				25	0
12/06/19	4	16	0	5				25	0
01/07/20	1	15	0	0				16	0
02/07/20	1	27	0	6				34	2
03/02/20	0	8	0	3				11	0
04/03/20	0	14	0	2				16	0
05/08/20	0	10	0	4				14	2
06/05/20	0	11	0	0	2	1		14	0
07/06/20	0	20	0	0	1	1		22	0
08/04/20	0	8	0	1	0	1		10	1
09/04/20	0	22	0	9	0	2		33	3
10/04/20	0	12	0	1	1	0		14	1
11/06/20	0	20	0	5	2	0		27	1
12/03/20	0	15	0	2	0	0		17	1
01/04/21	0	10	0	14	0	1		25	14
02/04/21	0	12	0	5	1	0		18	5
03/04/21	0	17	0	18	1	0		36	18
04/05/21	0	9	0	4	2	0		15	4
05/05/21	0	26	0	45	10	6		87	18
06/04/21	0	20	0	15	7	11		53	3
07/06/21	0	14	0	19	7	15		55	0
08/05/21	3	10	0	11	3	11	1	39	0
09/02/21	2	32	0	40	3	11	6	94	0
10/05/21	0	40	0	60	4	7	0	111	0
11/05/21	2	8	0	18	7	3	5	43	0
12/03/21	0	8	0	35	5	2	0	50	6
01/05/22	0	29	0	49	4	4	2	88	6
02/05/22	2	33	0	43	2	2	0	82	5
03/04/22	0	12	0	23	0	2	1	38	4
04/01/22	0	20	0	15	2	0	0	37	4
05/05/22	6	17	0	65	1	2	0	91	5
06/03/22	3	22	0	48	1	0	0	74	2
07/05/22	1	31	0	86	5	5	1	129	9

FY2022 Public Defender's Office Summary Statistics for Misdemeanor Courts June 2022		
Court/Judge	New Cases	Total Dispositions
CCC #1/Patterson (2 PD AVG 200)	176	154
CCC #2/Hayes (1 PD AVG 100)	99	159
CCC #3/Moorehead (2 PD AVG 200)	166	189
CCC #4/Mulder (1 PD AVG 100)	101	80
CCC #5/Green (1 PD AVG 100)	127	152
CCC #6/King (1 PD AVG 100)	100	108
CCC #7/Edwards (1 PD AVG 100)	110	102
CCC #8/White (1 PD AVG 100)	82	89
CCC #9/Hoffman (2 PD AVG 200)	163	141
CCC #10/Mullin (No PD)	0	0
CCC #11/Kelly (1 PD AVG 75)	87	68
CCCAP #2/Luther (2 PD AVG 200)	128	122
Y-T-D Totals	1339	1364
Courts are required to assign an average of 100 cases per month to each PD.		

CCC 11: Court is a family violence court and the numbers in this court are typically lower compared to non-family violence courts.

FY2022 Public Defender's Office Summary Statistics for Felony Courts June 2022		
Court/Judge	New Cases	Total Dispositions
CDC - Clinton (1 PD AVG. 30)	34	37
CDC #2 - Kennedy (4 PD AVG. 120)	121	140
CDC #3 - G. Lewis (2 PD AVG. 60)	62	72
CDC #4 - Collins (2 PD AVG. 60)	60	81
CDC #5 - Thompson (2 PD AVG. 60)	60	61
CDC #6 - Howard (1 PD AVG. 30)	30	20
CDC #7 - Anyiam (1 PD AVG. 30)	30	36
194th - White (3 PD AVG. 90)	93	99
195th - Garza (2 PD AVG. 60)	65	55
203rd - Jones (2 PD AVG. 60)	60	63
204th - Kemp (No PD)	0	0
265th - Bennett (2 PD AVG. 60)	62	65
282nd - Givens (No PD)	0	0
283rd - Mays (2 PD AVG. 60)	63	91
291st - Huff (2 PD AVG. 60)	56	58
292nd - Birmingham (3 PD AVG. 90)	90	124
363rd - Holmes (2 PD AVG. 60)	63	44
Y-T-D Totals	949	1046
Courts are required to assign between 30 & 35 cases per month per PD.		

HARRY INGRAM		FY2022 ATLAS STATISTICS											203rd				
MONTH	BEGINNING # OF PENDING CASES	+NEW CASES RECEIVED THIS MONTH	=TOTAL CASES	TBJ	TBC	PLEAS	REV	GRADUATES	PROBATION MODIFICATIONS	DISMISSALS	OTHERS	TOTAL DISPOSITIONS	ENDING # PENDING CASES **	CURRENT ATLAS PARTICIPANTS	CURRENT PARTICIPANTS IN CUSTODY	FORMER ATLAS PARTICIPANTS	BOND
June	44	1	45	0	0	0	2	0	0	0	0	2	43	19	0	0	19

HARRY INGRAM		FY2022 MISDEMEANOR DIVERT MENTAL HEALTH COURT STATS											CCCAP1/WADE			
MONTH	BEGINNING # OF PENDING CASES	Rediverts	+NEW CASES RECEIVED THIS MONTH	=TOTAL CASES	TBJ	TBC	PLEAS	DISMISSAL	OTHER	TOTAL DISPOSITIONS	ENDING # PENDING CASES **	CURRENT PARTICIPANTS	NUMBER OF GRADUATES	BOND***		
June	10	0	8	18	0	0	0	1	0	1	17	14	1	14		

HARRY INGRAM		FY2022 S.E.T. STATISTICS											291st				
MONTH	BEGINNING # OF PENDING CASES	+NEW CASES RECEIVED THIS MONTH	=TOTAL CASES	TBJ	TBC	PLEAS	REV	GRADUATES	PROBATION MODIFICATIONS	DISMISSALS	OTHERS	TOTAL DISPOSITIONS	ENDING # PENDING CASES **	CURRENT PARTICIPANTS	CURRENT PARTICIPANTS IN CUSTODY	FORMER PARTICIPANTS	BOND
June	44	9	53	0	0	0	0	1	0	0	2	3	50	26	4	0	22

June		FY2022 MHPD STATS													
	BEGINNING # OF PENDING CASES	+NEW CASES RECEIVED THIS MONTH	=TOTAL CASES	TRIALS	PLEAS	COND. DISM.	REVK	REVC	DISMISSALS	INCOMP ETENT	REFER RALS	OTHER COUNS EL APPT.	TOTAL CLOSED		
R. Lenox	277	33	310	0	1	13	0	0	1	0	0	18	33		
L. Strather	382	42	424	0	7	8	0	0	14	0	0	1	30		

June		FY2022 FELONY COMPETENCY STATISTICS														
MONTH	BEGINNING # OF CASES	NEW CASES THIS MONTH	TBJ	TBC	Alt. Trial Dispos.	PLEAS	REVO-CATION S	DISMISSALS	PROBATION	COMP. HRG.	EXTENS IONS	CIVIL COMMI T.	MHMR REFERR AL	CONSU LTS	OTHER	ENDING # OF PEOPLE IN OCR
M. Harden	163	7	0	0	0	12	6	5	0	11	5	1	0	0	0	
R. Scott	30	0	0	0	0	0	0	0	0	1	0	0	0	0	0	1

RANDALL SCOTT		FY2022 MISDEMEANOR COMPETENCY STATISTICS														
MONTH	BEGINNING # OF CASES	NEW CASES THIS MONTH	TBJ	TBC	Alt. Trial Dispos.	PLEAS	REVO-CATION S	DISMISSALS	PROBATION	COMP. HRG.	EXTENS IONS	CIVIL COMMI T.	MHMR REFERR AL	CONSU LTS	OTHER	ENDING # OF PEOPLE IN OCR
June	160	52	0	0	0	1	0	57	0	25	0	1	0	0	0	15

June		MI Court																						
MONTH	TOTAL NEW CASES RECEIVED	NEW CLIENTS AT TERRELL	NEW CLIENTS AT GREEN OAKS	NEW CLIENTS AT MEDICAL CENTER MCKINNEY	NEW CLIENTS AT PARKLAND	NEW CLIENTS AT DALLAS BEHAVIORAL HEALTH	NEW CLIENTS AT GARLAND BEHAVIORAL	NEW CLIENTS AT CLEMENTS (formerly ZALE LIPSHY)	NEW CLIENTS AT HICKORY TRAILS	NEW CLIENTS AT METHO DIST RICHARDSON	NEW CLIENTS AT VA	NEW CLIENTS AT WELLBRI DGE	NEW CLIENTS AT GLEN OAKS	NEW CLIENTS AT TEXOMA	NEW CLIENTS AT PERIMETER BEHAVIORAL HEALTHCARE	NEW CLIENTS AT THR ARLINGTON	MRR/MILLWOOD/HAVEN	PROBABLE CAUSE HEARINGS HELD	NO CONTEST COMMIT	CONTESTED COMMIT	FORCED MEDS HEARING IN COURT	MODIFICATION HEARINGS	OUTPATIENT COMMIT	INPATIENT COMMIT
L. Roberts	50	9	0	12	0	0	0	0	0	0	0	0	25	1	3	0	0	0	0	5	7	0	0	0
C. Cox*	160	0	0	0	133	0	0	6	0	0	21	0	0	0	0	0	0	1	0	10	10	0	0	0
K. Nelson	178	0	0	0	61	0	0	99	0	0	18	0	0	0	0	0	0	3	0	14	13	0	0	0
R. Black	109	0	51	0	0	0	0	0	0	35	0	23	0	0	0	0	0	4	0	8	8	0	0	0

*PD unable to submit stats by deadline.

DAN ECKSTEIN		MHPR BOND STATS										
MONTH	INITIAL ELIGIBILITY DAILY LIST (MH FLAGS)	MHPR BOND APPOINTMENTS FROM DAILY LIST (MH FLAGS MINUS THOSE SCREENED-OUT)	MHPR BOND HEARING-BOND GRANTED (# of clients)	MHPR BOND HEARING-BOND DENIED (# of clients)	TOTAL HEARING S (# of clients)	Total # of Cases	Total # of Felony Cases	# of Felonies Approved	# of Felonies Denied	Total # of Misd. Cases	# of Misd's Approved	# of Misd's Denied
June	2007	223	48	14	62	97	62	49	13	35	27	8

MENTAL HEALTH PERSONAL RECOGNIZANCE BONDS--ATTORNEY CASE APPOINTMENTS
OCTOBER 2021 - SEPTEMBER 2022

MISDEMEANOR	1289
TOTAL FY2022	

PUBLIC DEFENDER	
Misdemeanors	736

FELONY	1237
TOTAL FY2022	

PUBLIC DEFENDER	
TOTAL	292
FS	182
F3	69
F2	32
F1	9

*This is the total number of misdemeanor cases for clients considered for MH PR Bonds for the defined period. Of these cases, the numbers below reflect the attorneys appointed to handle the cases beyond the MH PR Bond hearing.

PRIVATE APPOINTED	
Misdemeanors	200

PRIVATE RETAINED	
Misdemeanors	10

NO ATTORNEY	
Misdemeanors	343

**This is the total number of felony cases for clients considered for MH PR Bonds for the defined period. Of these cases, the numbers below reflect the attorneys appointed to handle the cases beyond the MH PR Bond hearing.

PRIVATE APPOINTED	
TOTAL	582
FS	271
F3	159
F2	109
F1	43

PRIVATE RETAINED	
TOTAL	8
FS	3
F3	4
F2	1
F1	0

NO ATTORNEY	
TOTAL	355
FS	178
F3	101
F2	53
F1	23

*The numbers below for each month may change as attorneys are appointed on cases which previously had no attorney appointed, and are most accurate 60 days out.

	Public Defender					Private Appointed					Private Retained					No Attorney				
	Misd	FS	F3	F2	F1	Misd	FS	F3	F2	F1	Misd	FS	F3	F2	F1	Misd	FS	F3	F2	F1
Oct-21	51	13	5	1	1	15	17	7	6	1	2	0	2	1	0	47	21	14	10	1
Nov-21	69	26	8	5	0	25	32	28	12	6	1	0	0	0	0	22	12	2	4	1
Dec-21	81	19	6	3	0	19	33	16	15	6	2	0	0	0	0	21	14	5	2	1
Jan-22	59	13	5	3	1	10	17	20	7	7	0	1	0	0	0	51	31	23	7	4
Feb-22	82	18	12	5	1	11	20	10	11	3	0	0	0	0	0	35	26	6	4	2
Mar-22	103	33	6	3	5	37	36	15	17	7	3	1	2	0	0	24	4	7	6	2
Apr-22	75	16	9	1	1	21	37	21	13	5	0	0	0	0	0	55	17	7	7	4
May-22	104	22	9	7	0	32	41	22	10	4	0	0	0	0	0	63	34	29	8	5
Jun-22	112	22	9	4	0	30	38	20	18	4	2	1	0	0	0	25	19	8	5	3
Jul-22	0	0	0	0	0	0	0	0	0	0	0	0	0	0	0	0	0	0	0	0
Aug-22	0	0	0	0	0	0	0	0	0	0	0	0	0	0	0	0	0	0	0	0
Sep-22	0	0	0	0	0	0	0	0	0	0	0	0	0	0	0	0	0	0	0	0
TOTAL	736	182	69	32	9	200	271	159	109	43	10	3	4	1	0	343	178	101	53	23

Bond Hearings

Court	# OF CLIENTS	CLIENTS WITH MH DIAGNOSIS	# OF HEARINGS SET	# OF CASES	PR BOND GRANTED	BOND AMOUNT REDUCED	BOND AMOUNT NOT CHANGED	WAIVED	DISPOSED	DISMISSED	OTHER
CCC 1	47	21	65	65	53	2	1	2	2	0	5
CCC 2	46	23	64	63	37	7	5	13	0	0	2
CCC 3	57	28	73	73	29	11	8	23	1	0	1
CCC 4	37	20	48	44	34	7	2	3	0	0	2
CCC 5	27	10	40	39	11	7	9	9	0	0	4
CCC 6	53	20	69	64	24	1	11	27	1	0	5
CCC 7	18	10	29	23	12	5	5	1	0	0	6
CCC 8	49	22	63	63	12	5	30	12	0	0	4
CCC 9	50	20	70	67	23	8	3	25	0	0	11
CCC 10											
CCC 11	17	6	28	27	3	9	10	4	0	0	2
CCCAP2	57	19	87	87	32	17	4	31	0	0	3
TOTAL	458	199	636	615	270	79	88	150	4	0	45

*# OF HEARINGS SET captures cases that may be heard more than once (ex: PR Bond is initially denied, or client is rearrested on the same charge).
 *WAIVED captures hearings waived by client request (ex: ICE hold, felony pending, etc.), or by attorney request due to competency concerns.
 *DISPOSED captures cases disposed plead in lieu of hearing, after hearing preparation; dismissals are recorded separately.
 *OTHER captures any situation not otherwise listed (ex: attorney hired day of hearing; bond posted of hearing, etc., only if client was interviewed and attorney prepared case for hearing.

Dallas County Pretrial Services

Smart Justice Unit

June 2022 Statistical Summary Report

Month/Year	Total Supervised Cases Start Of Month	Total New Granted Defendants	# New Misd Bonds	# New Felony Bonds	Initial MH # Reviewed	# Initially Eligible	# Orders Signed	Presented for Hearing	Denied by Judge	Other	Level 1	Level 2	Level 3	Level 4	Successful Close outs	Unsuccessful Close outs	Active CD Count	Total Supervised SJ Cases End Of Month
Apr-2021	269	24	11	22	1422	162	212	31	4	3	14	6	4	0	12	14		267
May-2021	267	16	7	15	1418	168	209	29	8	5	12	4	0	0	9	20		254
Jun-2021	254	46	15	47	1606	206	252	67	18	3	31	7	8	0	7	16		277
Jul-2021	277	36	12	31	1354	157	202	44	8	0	25	6	4	1	8	18		287
Aug-2021	287	29	12	34	1576	175	218	48	19	0	17	11	1	0	14	22		280
Sep-2021	280	39	20	35	1721	189	248	50	9	2	27	6	6	0	5	16		298
Oct-2021	298	38	20	36	1441	152	214	50	12	0	19	13	5	1	9	18		309
Nov-2021	309	33	15	27	1673	196	250	46	13	0	27	2	4	0	11	15		316
Dec-2021	316	41	8	42	1787	192	233	53	11	1	24	11	6	0	14	25	14	318
Jan-2022	318	39	9	46	1513	182	257	48	9	0	26	8	5	0	10	30	16	317
Feb-2022	317	31	11	27	1534	194	251	45	11	3	22	6	2	1	8	13	16	327
Mar-2022	327	48	17	44	2033	239	302	70	19	3	25	16	7	0	26	26	18	323
Apr-2022	323	32	17	33	1916	209	286	48	13	3	17	5	8	2	17	29	19	309
May-2022	309	45	21	48	2070	265	376	67	19	3	29	5	6	1	8	24	19	322
Jun-2022	322	46	22	47	2007	225	308	60	13	1	29	9	7	1	23	28	15	317

April 2017- Present

	Initial MH #	Eligible	# Orders Signed	Presented	Denied	Other	Granted	Misd	Felony
Totals:	89,995	11,629	14,985	3,017	515	78	2,424	1,263	2,160

Dallas County Pretrial Services
Electronic Monitoring Unit
JUNE 2022 Statistical Summary Report

Month/Year	Total Supervised Cases Start Of Month (ELM/ASP)	TOTAL NEW BOND ELM DEFENDANTS	TOTAL NEW ASP DEFENDANTS	SUCCESSFUL CLOSE OUTS	UNSUCCESSFUL CLOSE OUTS	Total violations submitted - NEW OFFENSE	Total violations submitted - Technical Violations	Total Jail Bed Days x Cost	Total Jail Bed Expenses Saved	Total Supervised Cases End Of Month (ELM/ASP)
Jun-2021	860	151	23	103	58	0	168	25,516 x 59.18	\$1,510,036.88	875
Jul-2021	875	101	15	105	63	5	149	25,591 x 59.18	\$1,214,475.38	826
Aug-2021	826	138	10	78	51	2	145	25,961 x \$59.18	\$1,536,371.98	845
Sep-2021	845	105	11	75	39	2	137	25,161 x \$59.18	\$1,536,371.98	847
Oct-2021	847	105	15	71	42	3	124	26,488 x \$67.20	\$1,779,993.60	854
Nov-2021	854	157	22	144	55	3	142	25,775 x \$67.20	\$1,732,080.00	834
Dec-2021	834	140	12	113	44	1	144	25,015 x \$67.20	\$1,681,008.00	829
Jan-2022	829	92	13	61	42	4	116	24,509 x \$67.20	\$1,647,004.80	831
Feb-2022	831	107	11	56	36	5	113	24,338 x \$67.20	\$1,635,513.60	857
Mar-2022	857	115	22	100	58	5	180	25,716 x \$67.20	\$1,728,115.20	836
Apr-2022	836	144	9	134	52	9	191	23,796x \$67.20	\$1,599,091.20	803
May-2022	803	122	14	94	56	6	168	39,250 x \$67.20	\$2,637,600.00	789
Jun-2022	789	137	12	112	45	14	162	23,648 x \$67.20	\$1,589,145.60	781

Dallas County Pretrial Services

Alcohol Monitoring Unit

June 2022 Statistical Summary Report

Month/Year	Total Supervised Cases Start Of Month	Pending Bond Orders (Assigned + Unassigned)	Total New Cases Activated	Number of Successful Closeouts	Number of Unsuccessful Closeouts	Count of Violations Submitted to Court	Count of Installation notices submitted	Count of Supervised Cases (End of Month)	Supervision Fees Collected
Jun-2021	1530	265	183	137	10	339	144	1551	\$ 15,245.00
Jul-2021	1551	174	201	78	23	318	94	1577	\$ 13,540.50
Aug-2021	1577	180	136	111	13	330	65	1608	\$ 15,660.50
Sep-2021	1608	293	154	125	16	305	81	1621	\$ 12,499.80
Oct-2021	1621	197	128	85	12	275	100	1652	\$ 14,885.00
Nov-2021	1652	262	137	97	25	243	76	1667	\$ 17,395.50
Dec-2021	1667	190	81	79	14	179	54	1655	\$ 13,470.50
Jan-2022	1655	157	122	90	17	218	74	1670	\$ 14,479.50
Feb-2022	1670	155	109	79	13	179	63	1687	\$ 15,664.00
Mar-2022	1687	168	150	140	23	237	82	1674	\$ 18,161.00
Apr-2022	1674	155	159	129	11	191	56	1693	\$ 14,355.00
May-2022	1693	154	158	154	10	185	84	1687	\$ 16,460.00
Jun-2022	1687	153	154	157	5	184	76	1679	\$ 14,608.00

Dallas County Pretrial Services
General PT Bond Supervision Unit
June 2022 Statistical Summary Report

Month/Year	Total Supervised Cases Start Of Month	Total New PT Bond Defendants	Total New Court Ordered Cases	# of Felony Bonds	# of Mis Bonds	Successful Close outs	Unsuccessful Close outs	Total Interviews Conducted	Average dail Jail book in	Fees Collected	Fees Waived	Total Supervised Cases End Of Month
Jun-2021	196	4	3	2	4	7	8	26	142	\$40.00	\$80.00	188
Jul-2021	188	1	8	1	1	16	4	17	139	\$0.00	\$50.00	177
Aug-2021	177	2	7	2	0	8	4	32	136	\$0.00	\$180.00	174
Sep-2021	174	1	6	0	1	8	5	19	136	\$0.00	\$20.00	168
Oct-2021	168	2	4	0	2	13	2	14	129	\$0.00	\$65.00	159
Nov-2021	159	5	4	4	5	11	1	17	123	\$210.00	\$175.00	156
Dec-2021	156	1	2	0	1	5	5	9	120	\$20.00	\$0.00	149
Jan-2022	149	8	6	5	4	7	8	22	122	\$230.00	\$110.00	148
Feb-2022	148	7	6	3	6	6	1	21	123	\$60.00	\$330.00	154
Mar-22	154	2	9	2	1	8	1	17	137	\$0.00	\$60.00	155
Apr-22	155	8	2	2	8	10	6	30	139	\$20.00	\$245.00	149
May-22	149	9	3	3	9	10	2	14	137	\$270.00	\$240.00	149
Jun-22	149	10	11	7	6	10	12	36	138	\$180.00	\$530.00	148

DCSO - SUPPORT SERVICES WEEKLY STATISTICAL SUMMARY

DETENTION EARLY WARNING REPORT

			AS OF		7:00:34 AM	ON		07/05/2022			
	CURRENTLY IN JAIL	AVG-STAY DAYS	1-10 DAYS	11-20 DAYS	21-30 DAYS	31-40 DAYS	41-50 DAYS	51-60 DAYS	61-70 DAYS	GT-70 DAYS	% OF TOTAL POP
G BENCH WARRANTS	30	243.58	3	1	2	0	0	0	1	23	0.49%
R OUT OF COUNTY/STATE HOLD	59	22.12	36	11	0	2	2	0	2	6	0.97%
ZZ DEFAULT -- IN ERROR	59	49.43	31	9	1	0	1	0	5	12	0.97%
TOTAL	148	105.04							3		

** Weighted Avg.

Jail Population on 7/5/2022 = 6,083

Comments:

	Report Date		07/05/22
BENCH WARRANTS:	30	9	Ready to Return to TDC
		3	Awaiting to be sentenced/confirmation
		15	Holding as a witness
		2	US Marshall
		1	Special Program
OUT OF COUNTY /STATE HOLD:	59	57	In-State out of county still in the allowed 10-day period
		2	Released
DEFAULT - IN ERROR:	59	49	Inmate status has been changed from "on floor" to an "assigned location"
		7	Inmate Status is "On Floor" being processed.
		3	Released

(Category represents inmates on the Floor when report is ran)

The over GT-70 are broken down as follows:

Bench Warrants: 11 is holding as a Witness, 2 US Marshall, 7 Ready to Return to TDC, 2 Awaiting sentence, 1 Special Program

Default in Error: 12 Inmates status has an assigned location, 0 Released

Out of County: 6 In-State/out of county 10-day period

Misdemeanor Court's JAIL POPULATION INITIATIVE PROGRAM

	1	2	3	4	5	6	7	8	9	10	11	12	13	14	15	16	17	18	19	20	21	22	23	24	25	26	27	28	29	30	31	Monthly Total	Start Date: 6/9/08	
JAN 20	H	7	11			9	13	15	14	3			12	8	4	8	12		H	9	13	9	9			14	9	9	8	6	202	\$ 5,977.18		
FEB 20			15	10	7	8	9			9	8	13	7	13			15	6	10	10	4			30	7	9	11	11			212	\$ 6,273.08		
MAR 20		8	10	15	11	6			15	9	13	10	10			27	13	5	7	10			22	16	8	13	10		29	8	275	\$ 8,137.25		
April 20	1	7	2			2	4	2	4	6			1	7	8	3	3			4	4	6	6	7			11	0	8	5	101	\$ 2,988.59		
May 20	8			4	5	4	7	3			8	5	1	6	8			6	8	3	5	7			H	8	11	12	8		127	\$ 3,757.93		
JUNE 20	3	9	7	6	3			2	1	1	1	2			7	5	5	9	12			11	12	14	12	4			14	15	155	\$ 4,586.45		
JULY 20	5	4	3			19	17	12	11	5			7	10	9	7	11			10	11	10	11	5			10	16	19	22	7	241	\$ 7,131.19	
AUG 20			3	8	10	7	5			9	12	8	14	8			13	16	18	16	5			8	17	16	10	6		18	227	\$ 6,716.93		
SEPT 20	4	10	9	3			H	14	15	8	6			9	13	9	5	4			13	11	15	10	10			16	14	15	232	\$ 6,864.88		
OCT 20	8	3			11	4	4	3	4			10	8	13	8	3			13	9	5	14	11			10	13	30	20	9	213	\$ 6,302.67		
NOV 20		10	9	11	12	7			9	10	2	4	5			12	13	25	19	7				15	15	17	H	H		18	220	\$ 6,509.80		
DEC 20	7	8	14	13			9	13	12	13	5			14	15	13	10	3			8	14	15	H	H			19	17	14	12	248	\$ 7,338.32	
2020 Total																																	\$ 72,584.27	
JAN 21	H			8	9	6	4	11			17	17	10	8	3			H	13	12	5	9			19	17	19	15	7	209	\$ 6,184.31			
FEB 21	8	8	11	11	7			20	14	16	15	9			4	7	12	12	5			5	6	11	14	6					201	\$ 5,947.59		
MAR 21	6	9	11	9	4			15	4	9	8	2			12	17	17	8	6				18	19	14	10	11		14	12	20	255	\$ 7,545.45	
April 21	9	2			10	16	16	10	5			11	14	11	7	8			15	19	17	14	5			14	18	21	19	9	270	\$ 7,989.30		
May 21		13	13	10	11	9	3			13	11	9	6	5			6	7	13	11	3			12	10	15	15	4		H	199	\$ 5,888.41		
JUNE 21	13	15	8	4		5	8	10	11	8			4	9	8	8	6			16	14	9	10	7			15	6	17	211	\$ 6,243.49			
JULY 21	6	3			H	6	6	7	10			13	13	15	15	4			10	12	21	15	2			11	13	17	17	10	226	\$ 6,687.34		
AUG 21		12	10	10	11	5		6	9	9	6	5			18	10	11	17	6			12	3	7	10	6			25	23	231	\$ 6,835.29		
SEPT 21	5	6	1			H	9	12	12	8			9	5	5	6	1			10	10	7	3	3			14	12	11	8	157	\$ 4,645.63		
OCT 21	3			4	7	11	9	3			8	7	4	4	4			8	5	5	4	2			4	3	7	5	2		109	\$ 3,662.40		
NOV 21	5	6	3	7	5			8	9	12	8	4			5	5	5	5	2			8	6	5	H	H			12	5	99	\$ 3,326.40		
DEC 21	4	3	1			6	10	10	5	3			6	8	7	5	1			10	5	9	8	H			H	9	8	8	7	134	\$ 4,502.40	
2021 Total																																	\$ 69,458.01	
JAN 22			H	6	4	2	3			6	11	13	7	3			H	4	7	7	5			9	10	12	7	3		12	131	\$ 4,401.60		
FEB 22	9	6	3	4		5	6	6	4	5			6	5	12	7	3			10	16	12	6	7				19			151	\$ 5,073.60		
MAR 22	3	7	5	3		8	11	8	11	5			7	9	4	6	2			8	9	8	9	4			10	9	8	10	164	\$ 5,510.40		
April 22	2			7	7	7	6	2			5	3	5	8	5			9	6	5	9	8			11	10	12	10	9		146	\$ 4,905.60		
May 22		7	7	7	3	1			13	9	8	5	5			11	9	9	5	2			10	4	4	8	4			H	24	155	\$ 5,208.00	
JUNE 22	5	1	3			9	7	8	8	1			7	6	6	7	7			H	16	13	10	5			33	41	47	38	278	\$ 9,340.80		
JULY 22				H																												0	\$ -	
AUG 22																																0	\$ -	
SEPT 22					H																											0	\$ -	
OCT 22																																0	\$ -	
NOV 22																									H	H						0	\$ -	
DEC 22																										H	H					0	\$ -	
2022 Total																																	\$ 34,440.00	

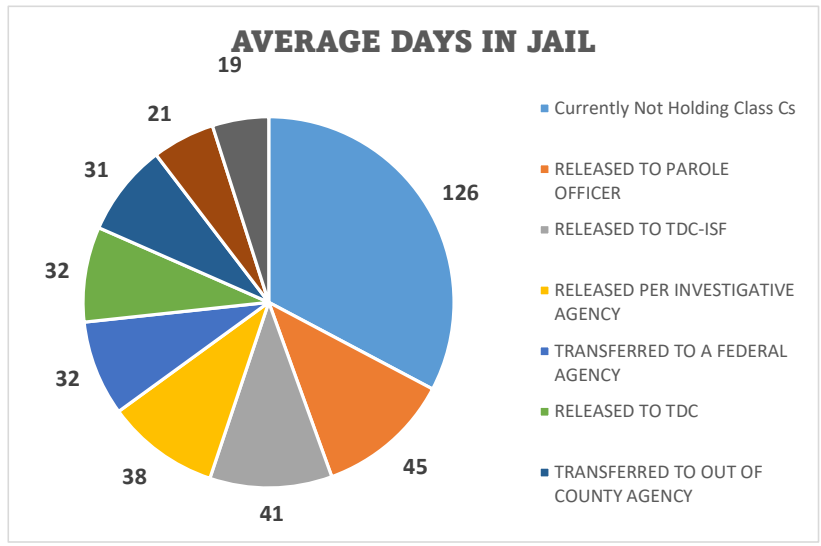
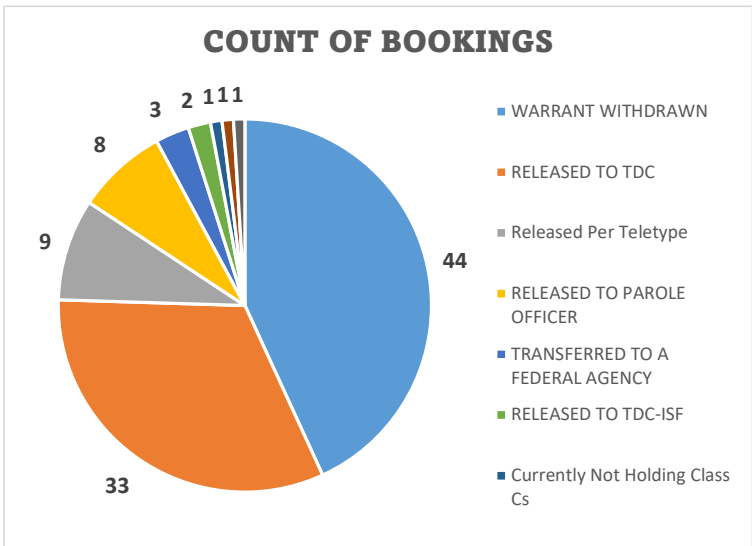
H=Holiday

DALLAS COUNTY SHERIFF'S DEPARTMENT
 FUGITIVE SECTION FISCAL YEAR 2022
 TDCJ MONTHLY ACTIVITY SHEET
 MONTH: JUNE 2022

BEGINNING TOTAL OF INMATES PAPER READY:

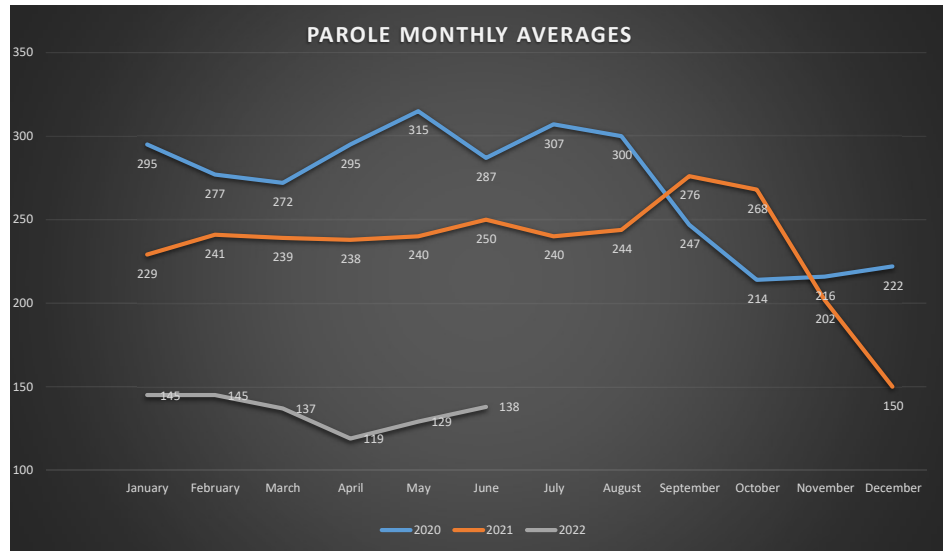
DATE	ID JUDGMENTS RECEIVED	SJ JUDGMENTS RECEIVED	JUDGMENTS PROCESSED	JUDGMENTS RETURNED	#OF INMATES PR / ID	PAR VIOL READY	B/W RTR	# OF INMATES TO TDCJ	#OF INMATES WAITING / ID	ID / SJ				
										#OF INMATES PR / SJ	# OF INMATES TO SJ	#OF INMATES WAITING / SJ	# OF INMATES TO ISF	# OF INMATES TO SAFFP
1	8	0	12		12			43	-31			0		1
2	16	5	36		14			5	-22	5		5		6
3	32	15	20		10			5	-17	4		9		
4	0	0	0		0				-17	0		9		
5	0	0	0		0				-17	0		9		
6	22	1	29		18			35	-34	2		11	3	2
7	8	3	36		14			0	-20	7		18		
8	26	7	21		14			0	-6			18		
9	10	1	19		12			9	-3			18		12
10	34	5	10		9			0	6	1		19		
11	0	0	0		0			0	6			19		
12	0	0	0		0			0	6			19		
13	37	12	10		9			0	15	2		21	6	
14	25	3	34		16			22	9		3	18		1
15	26	15	43		14		3	42	-19	4		22		
16	14	4	33		11		1	6	-14	1		23		10
17	7	4	24		17		4		3			23		
18	0	0	0		0				3			23		
19	0	0	0		0				3			23		
20	0	0	0		0				3			23		
21	3	0	57		18				21	1		24		3
22	13	3	37		13			41	-7	4		28		9
23	37	11	30		17			33	-23	1	1	28	11	2
24	25	6	16		12				-11	1		29		
25	0	0	0		0				-11	0		29		
26	0	0	0		0				-11	0		29		
27	22	12	53		18			41	-34	5		34		2
28	12	0	42		4				-30	1		35		
29	31	34	34		20			37	-47	1	1	35		
30	31	10	35		13			6	-40	0		35		9
TOTAL	439	151	631	0	285	0	8	325	-40	40	5	35	20	57

PAROLE VIOLATORS MONTHLY STATISTICS				
TOTAL NUMBER OF PAROLE VIOLATORS(HOLDS ONLY) FOR JUNE 2022- 179				
TOTAL NUMBER OF PAROLE RELEASES - 102				
SENTENCE STATUS		COUNT OF BOOKINGS	SENTENCE STATUS	
WARRANT WITHDRAWN		44	WARRANT WITHDRAWN	
RELEASED TO TDC		33	RELEASED TO TDC	
Released Per Teletype		9	Released Per Teletype	
RELEASED TO PAROLE OFFICER		8	RELEASED TO PAROLE OFFICER	
TRANSFERRED TO A FEDERAL AGENCY		3	TRANSFERRED TO A FEDERAL AGENCY	
RELEASED TO TDC-ISF		2	RELEASED TO TDC-ISF	
Currently Not Holding Class Cs		1	Currently Not Holding Class Cs	
RELEASED PER INVESTIGATIVE AGENCY		1	RELEASED PER INVESTIGATIVE AGENCY	
TRANSFERRED TO OUT OF COUNTY AGENCY		1	TRANSFERRED TO OUT OF COUNTY AGENCY	
TOTAL		102	TOTAL	
			AVERAGE DAYS IN JAIL	
			WARRANT WITHDRAWN	
			RELEASED TO TDC	
			Released Per Teletype	
			RELEASED TO PAROLE OFFICER	
			TRANSFERRED TO A FEDERAL AGENCY	
			RELEASED TO TDC-ISF	
			Currently Not Holding Class Cs	
			RELEASED PER INVESTIGATIVE AGENCY	
			TRANSFERRED TO OUT OF COUNTY AGENCY	
			TOTAL	

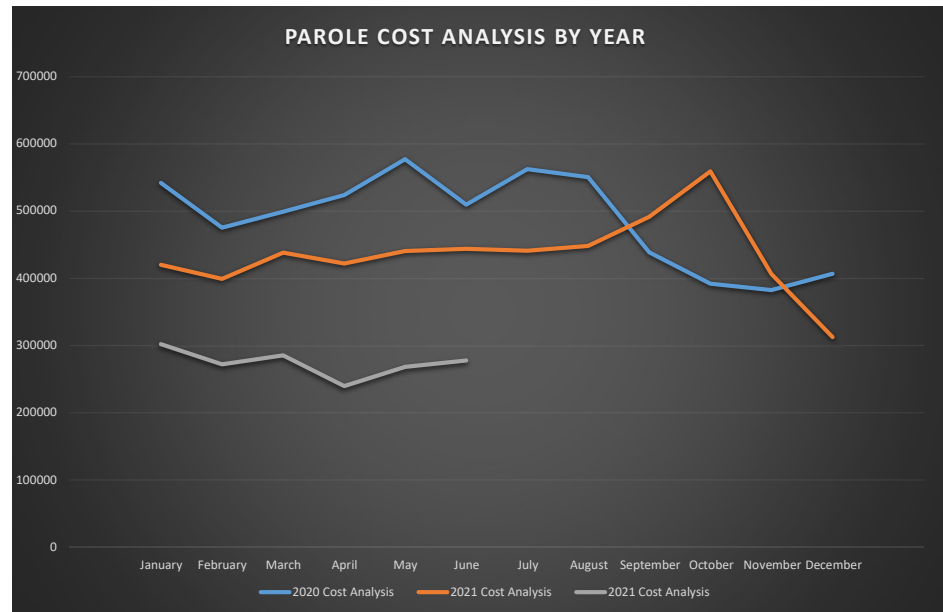


JAIL POPULATION PAROLE AVERAGES AND COST ANALYSIS

2020	Jail Pop Average	Parole Average	Jail Bed Count	Cost Analysis
January	5557	295	9159	\$542,029.62
February	5781	277	8033	\$475,392.94
March	5787	272	8437	\$499,301.66
April	4970	295	8854	\$523,979.72
May	4870	315	9754	\$577,241.72
June	5044	287	8613	\$509,717.34
July	5205	307	9507	\$562,624.26
August	5555	300	9304	\$550,610.72
September	5762	247	7413	\$438,701.34
October	5580	214	6627	\$392,185.86
November	5415	216	6467	\$382,717.06
December	5503	222	6878	\$407,040.04
Monthly Average	5419	271	99,046	
TOTAL COST			\$5,861,542	



2021	Jail Pop Average	Parole Average	Jail Bed Count	Cost Analysis
January	5592	229	7103	\$420,355.54
February	5690	241	6748	\$399,346.64
March	5668	239	7409	\$438,464.62
April	5550	238	7137	\$422,367.66
May	5400	240	7448	\$440,772.64
June	5471	250	7506	\$444,205.08
July	5512	240	7454	\$441,127.72
August	5710	244	7578	\$448,466.04
September	5856	276	8308	\$491,667.44
October	5863	268	8322	\$559,238.40
November	5597	202	6052	\$406,694.40
December	5417	150	4651	\$312,547.20
Monthly Average	5611	235	85,716	
TOTAL COST			\$5,225,253	



2022	Jail Pop Average	Parole Average	Jail Bed Count	Cost Analysis
January	5541	145	4500	\$302,400.00
February	5648	145	4051	\$272,227.20
March	5552	137	4250	\$285,600.00
April	5633	119	3568	\$239,770.00
May	5847	129	3991	\$268,195.00
June	5986	138	4137	\$278,006.40
July				
August				
September				
October				
November				
December				
Monthly Average	5701	136	24,497	
TOTAL COST			\$1,646,199	

ATRS

7-15-2022

Efficiency of the Jail Clinical Evaluation Process

The average lag time of the clinical evaluations during the month of June was 5 days with a range of 0-14.

Productivity (Jail Screens & Evaluations)

March:	Screenings: 257 Evaluations: 234
April:	Screenings: 254 Evaluations: 239
May:	Screenings: 251 Evaluations: 242
June:	Screenings: 143 Evaluations: 152

CSCD Residential Placements

As of 7/5/2022:

JTC Census:

184 males – 12 waiting, 4 projected intakes on 7/5/22

38 females- 7 waiting, 5 projected intakes on 7/5/22

DDC Census:

28 males - 1 waiting

19 females – 0 waiting

Total Census: 269

Available Capacity:

JTC – 240 beds

DDC – 60 beds

Community Residential

Homeward Bound

Census: No update available

Waiting: 16 (as of 6/27/22)

Nexus Recovery Center

Census: No update available

Waiting: 6 (as of 6/27/22)

The Salvation Army

Census: 5 (as of 6/30/22)

Waiting: 2 (as of 6/27/22)

CSCD placements

DIRECT COUNT AND NEW PLACEMENTS

Felony

Direct	New
15239	511

Misdemeanor

Direct	New
5860	505

Indirect

16,125

Jail Competency Stats 2022

	Jan	Feb	March	April	May	June	July	Aug	Sept	Oct	Nov	Dec
Active												
New Evals - Incompetent	60 (62%)	71 (70%)	68 (63%)	49 (51%)	62 (64%)	54 (57%)						
Waiting for the hospital - End of month	368	384	382	392	400	401						
*Only misdemeanor charge pending	63	59	73	64	72	74						
Maximum Secure Facility	114	120	115	115	124	129						
Males	102	107	103	103	111	113						
Females	12	13	12	12	13	16						
Non-Maximum Secure Facility	254	264	267	277	276	272						
Males	203	205	200	204	193	185						
Females	51	59	67	73	83	87						
Returned to jail from the hospital	9	7	16	8	7	11						
Closed												
New Evals - Competent	37 (38%)	30 (30%)	40 (37%)	48 (49%)	35 (36%)	41 (43%)						
Admitted to the state hospital	1	8	18	8	10	20						
Maximum Secure Facility	0	0	7	3	3	3						
Non-Maximum Secure Facility	1	8	11	5	7	17						
Total Competency Evaluations Completed	97	101	108	97	97	95						
Average Wait Times (Days)												
Non-Maximum Secure Hospital -- Males	361	364	366	387	401	394						
Non-Maximum Secure Hospital -- Females	233	261	292	322	353	371						
Maximum Secure Hospital: Article 17.032(a) charges -- Males	774	802	795	795	822	872						
Maximum Secure Hospital: Article 17.032(a) charges -- Females	240	268	291	321	315	345						
Maximum Secure Hospital: NGRI -- Males	NGRI cases take priority for admission to Vernon State Hospital. Expected admission time is < 30 days											
Maximum Secure Hospital: NGRI -- Females												
*Note: All individuals who are found Not Guilty by Reason of Insanity (NGRI) or found incompetent to stand trial with an offense listed in Article 17.032(a) of the Code of Criminal Procedure must be sent to the maximum-secure hospital in Vernon. All wait times are approximate.												

Jail Competency Stats 2022 (by Doctor)													
	Jan	Feb	March	April	May	June	July	Aug	Sept	Oct	Nov	Dec	Totals
Dr. Sarah Baker, M.D. (UTSW)	7	3	7	5	6	2							30
Competent	4	2	3	3	2	1							15
Incompetent	3	1	4	2	4	1							15
Dr. Kyle Clayton, Ph.D.	1	0	0	0	0	0							1
Competent	0	0	0	0	0	0							0
Incompetent	1	0	0	0	0	0							1
Dr. Lisa Clayton, M.D.	15	6	10	5	9	3							48
Competent	7	2	3	3	3	1							19
Incompetent	8	4	7	2	6	2							29
Dr. Kristi Compton, Ph.D.	5	4	0	7	1	3							20
Competent	3	3	0	5	1	1							13
Incompetent	2	1	0	2	0	2							7
Dr. Jeanine Galusha, Ph.D.	1	2	1	0	0	0							4
Competent	1	1	0	0	0	0							2
Incompetent	0	1	1	0	0	0							2
Dr. Warren Lee, M.D.	8	14	17	11	11	13							74
Competent	5	6	15	9	7	11							53
Incompetent	3	8	2	2	4	2							21
Dr. Antoinette McGarrahan, Ph.D.	1	4	0	0	0	0							5
Competent	1	2	0	0	0	0							3
Incompetent	0	2	0	0	0	0							2
Dr. Michael Pittman, M.D.	59	68	73	66	69	74							409
Competent	16	14	19	26	23	27							125
Incompetent	43	54	54	40	46	47							284
Dr. William Yeatts, PsyD	0	0	0	3	1	0							4
Competent	0	0	0	2	0	0							2
Incompetent	0	0	0	1	1	0							2
Total Competency Evaluations Completed	97	101	108	97	97	95	0	0	0	0	0	0	595

Male Jail Based Competency Restoration Monthly Totals														
	22-Jan	22-Feb	22-Mar	22-Apr	22-May	22-Jun							Total	2021 Totals
Beginning of Month	15	14	22	22	20	23								
JBCR Referrals	14	17	20	11	13	19							94	182
JBCR Referrals Entered Into Program	4	17	13	6	11	10							61	133
Successful Completions														
Transitioned to OCR	0	0	0	0	0	0							0	5
Found Competent	1	6	3	2	5	5							22	51
Case Dismissed/ Community Transition	0	0	1	4	0	4							9	17
Unsuccessful Completions/ ICR Transfers														
Transferred to State Hospital	0	0	1	0	1	0							2	3
JBCR Discharge: Client Withdraw	0	0	0	0	0	0							0	1
JBCR: Client Removed for Clinical Reasons	0	0	0	0	0	1							1	14
JBCR Discharge: Client Removed for Behavioral Reasons	2	3	8	2	2	5							22	36
End of Month	14	22	22	20	23	18							119	
Average LOS in JBCR (Days)	62	69	42	22	81	141							417	
Average LOS in Jail for JBCR Successful Completions (Days)	102	88	40	28	106	166							530	
Average LOS in Jail for JBCR Unsuccessful Completions (Days)	41	44	48	4	38	74							249	
Average LOS for placement for males to Non-Maximum Secure State Hospital	361 days	364 days	366 days	387 days	401 days	394 days								
Average LOS for placement for males to Maximum-Secure State Hospital	774 days	802 days	795 days	795 days	822 days	872 days								
Total Jail Beds Saved	1099	899	2246	3009	1728	3074							12055	14136
Total Cost Savings in Jail Bed Days	\$ 73,852.80	\$ 60,412.80	\$ 150,931.20	\$ 20,204.80	\$ 116,121.60	\$ 206,572.80							\$ 628,096.00	\$ 908,509.14

Female Jail Based Competency Restoration Monthly Totals														
	22-Jan	22-Feb	22-Mar	22-Apr	22-May	22-Jun							Total	2021 Totals
Beginning of Month	7	7	6	5	6	8								
JBCR Referrals	6	4	1	5	4	13							33	46
JBCR Referrals Entered Into Program	1	1	2	2	7	7							20	35
Successful Completions														
Transitioned to OCR	0	0	0	0	0	0							0	1
Found Competent	0	1	1	1	2	2							7	13
Case Dismissed/ Community Transition	1	0	0	0	0	1							2	3
Unsuccessful Completions/ ICR Transfers														
Transferred to State Hospital	0	0	1	0	0	0							1	4
JBCR Discharge: Client Withdraw	0	0	0	0	0	0							0	2
JBCR: Client Removed for Clinical Reasons	0	0	0	0	0	0							0	0
JBCR Discharge: Client Removed for Behavioral Reasons	0	1	1	0	3	0							5	0
End of Month	7	6	5	6	8	12							44	
Average LOS in JBCR (Days)	49	71	58	118	79	122							497	
Average LOS in Jail for JBCR Successful Completions (Days)	49	71	87	118	82	122							529	
Average LOS in Jail for JBCR Unsuccessful Completions (Days)	N/A	71	44	N/A	35	N/A								
Average LOS for placement for females to Non-Maximum Secure State Hospital														
Average LOS for placement for females to Non-Maximum Secure State Hospital	233 days	261 days	292 days	322 days	353 days	371 days								
Average LOS for placement for females to Maximum-Secure State Hospital														
Average LOS for placement for females to Maximum-Secure State Hospital	240 days	268 days	291 days	321 days	315 days	345 days								
Total Jail Beds Saved														
Total Jail Beds Saved	420	395	397	166	832	753							2963	1279
Total Cost Savings in Jail Bed Days														
Total Cost Savings in Jail Bed Days	\$ 28,224.00	\$ 26,544.00	\$ 26,678.40	\$ 11,155.20	\$ 55,910.40	\$ 50,601.60							\$ 199,113.60	\$ 78,558.55

Monthly JIMI/STELLA Jail Mental Health Flag Report

2021 TOTALS

	Total Bookins	Total Unique Individuals Flagged for Mental Health	Mental Health Flag Categories:	NorthStar ID	NTBHA ID	TLETS Match	PAP Flag	MH AIS Flag
YEARLY 2021 TOTAL	48,186	31,313		7,006	9,745	10,515	4,031	23,581
			Percentages	22.40%	31.12%	33.54%	12.90%	75.29%

2022 TOTALS

MONTH	Total Bookins	Total Unique Individuals Flagged for Mental Health	Mental Health Flag Categories:	NorthStar ID	NTBHA ID	TLETS Match	PAP Flag	MH AIS Flag
Jan-22	3,790	1,986		515	756	755	343	1,966
			Percentages	20.44%	30.01%	20.20%	9.18%	52.61%
Feb-22	3,434	1,811		441	712	703	360	1,787
			Percentages	19.60%	31.64%	20.79%	10.64%	52.84%
Mar-22	4,248	2,324		579	920	877	411	2,282
			Percentages	20.49%	32.55%	21.11%	9.89%	54.92%
Apr-22	4,170	2,264		558	903	843	464	2,231
			Percentages	20.31%	32.87%	20.59%	11.33%	54.49%
May-22	4,251	2,312		600	975	898	426	2,270
			Percentages	21.32%	34.65%	21.59%	10.24%	54.58%
Jun-22	4,148	2,274		588	945	837	392	2,245
			Percentages	20.85%	33.51%	20.58%	9.64%	55.20%
Jul-22								
			Percentages					
Aug-22								
			Percentages					
Sep-22								
			Percentages					
Oct-22								
			Percentages					
Nov-22								
			Percentages					
Dec-22								
			Percentages					

***Note: Data listed above is reflective of unique individuals who receive at least one mental health flag from one of the identified categories. Individuals may be flagged in more than one category. Percentages above are indicative of that specific mental health flag category only.**

Mental Health Flag Categories Explained

NorthStar ID:	Individuals who have an identified service utilization history and service ID from the previous mental health Northstar system
NTBHA ID:	Individuals who have an identified service utilization and service ID from the current mental health NTBHA system
TLETS Match:	Texas Law Enforcement Telecommunications System, Flags sent from DPS that shows individuals who have any history of state-paid MH service
PAP Flag:	Parkland Jail Health Psychological Assessment Program
MH AIS Flag:	Individuals flagged for mental health concerns through the bookin process (from the gold form)