



Jail Population Committee Meeting Agenda

August 12, 2022, 10:00 a.m.

Virtual Microsoft Teams Meeting:

Call-in Line:+1 469-208-1731; Conference ID: 735 406 566#

PowerBI Dashboard-Public Access Link:

<https://www.dallascounty.org/departments/criminal-justice/jail-population.php>

I. Jail Population- Snapshot 08/05/2022 – 6,227

- Detention Early Warning Report (DEWR) Glossary (page 2)
- July 2022 DEWR (page 3)
- July Highlights: **HIGH:** 07/31 of **6,206** & **Low:** 07/07 of **5,948** Range: of **258**
- DEWR Bucket Comparison & Addendum (page 4)
- DEWR Bucket Monthly Averages (page 5 & 6)
- Jail Population Monthly Average Charts & Graphs (pages 7 thru 10)
 - 07/22: 6,048 (+62)
 - 06/22: 5,986 (+139)
 - 05/22: 5,847 (+214)
- Book-in Averages (6 mo.): JUL. 139, JUN. 138, MAY 137, APR. 139, MAR.137, FEB. 123
- Release Averages (6 mo.): JUL. 130, JUN. 138, MAY 129, APR. 134, MAR.139, FEB. 122
- July Book-in (Gender, Homeless, Mental Health) graphs/charts (pages 11 & 12)
- Release totals by category & addendum (pages 13 & 14)
- Average length of stay based on release reason & addendum (pages 15 & 16)
- Waivers by Court and by Month (page 17)
- Felony Courts Monthly Dispositions & Pending Dispo by Court (pages 18 & 19)
- Misdemeanor Courts Monthly Dispositions & Pending Dispo by Court (pages 20 & 21)
- Special Programs list: As of 08/01/2022-164 waiting; Wilmer-44, RT-11, ISF-81, MH-28

II. District Attorney's Office Activities

- State Jail Unit (SJU)- **Marsha Edwards**
- Intake/Grand Jury Unit- **Ellyce Lindberg/ MaryAnne Gallagher**
- DA's cases pending lab analysis- **Dr. Brittany Casey/ Dr. Sara Dempsey**
- Pretrial Bond Review Hearing-**Kim Nesbitt**

III. Public Defender's Office Activities- Lynn Richardson

- Monthly Court Stats/Mental Health Stats /Mental Health PR Bonds – Attorney Case Appointments

IV. Jail Population Management Team

- Pretrial Services- **Duane Steele/ Jeff Segura/ Miguel Canales**
- Data Management Unit (DMU)- **Jimmy Patterson**
- County Criminal Courts Initiative- **Carla Gilkey**
- Texas Department of Criminal Justice (TDCJ) Activity Reports- **Danyielle Brown**
- Parole Initiatives- **Alethea Robinson**
- CSCD Updates/ATRS Stats- **Dr. Jill Johansson-Love/ Dr. Marta Kang**
- GMJ Update- **Suzanne Bradford**

IV. Behavioral Health Updates- Laura Edmonds

- State Hospital Waitlist Reports
- Jail Based Competency Restoration Monthly Report
- Monthly JIMI/STELLA Jail Mental Health Flag Report

Detention Early Warning Report (DEWR)-Glossary

The DEWR is a 32 line item report which provides a snapshot of the Dallas County Jail Population, capturing the primary case status/category (also referred to as a “bucket”). The DEWR consists of pre-disposition Felony and Misdemeanor cases, and those adjudicated which are awaiting release or transfer.

1	Felony not filed:	Felony arrest made by local law enforcement agencies (LEA's), case has not been accepted by the District Attorney (DA).
2	Felony pending Grand Jury (GJ):	Felony cases accepted for prosecution and awaiting presentation to the GJ.
	Felony not including State Jail	
3	Felonies (SJF):	Felony offenses excluding SJF which have been indicted by the GJ and are now pending in the felony courts.
4	SJF pending disposition:	SJF offenses which have been indicted by the GJ and are now pending in the felony courts.
5	Probation Violators (PV) Felony:	Defendants (Def's) in jail for various violations of the terms and conditions of their felony probation.
	Texas Department of Criminal Justice (TDCJ) over 10 years on appeal or TDC no appeal-	Def's received a felony conviction and were sentenced to TDCJ >10 years; the case may or may not be on appeal. Def is not eligible for bond.
6		
7	Bench Warrants:	Def's being held as a witness in another Def's case; will be transferred back to TDCJ once the case is resolved.
8	TDCJ 10 years or less on appeal:	Def's received a felony conviction and were sentenced to TDCJ <10 years and are appealing their sentence; may be eligible to post bond.
9	Sentenced to SJF:	Def's received a felony conviction and were sentenced to a State Jail Facility, awaiting transfer.
10	SJF on appeal:	Def's received a felony conviction and were sentenced to a State Jail Facility and filed an appeal; may be eligible to post bond
11	SJF serving in county jail:	Def's received a felony conviction and were sentenced to time in the county jail.
12	Misdemeanor not filed:	Def's arrested for a misdemeanor offense by a local LEA; case has not been filed by the DA's office in the county courts.
13	Misdemeanor filed pending:	Def's charged with a misdemeanor offense and their cases have been filed with the county courts and are pending disposition
14	Misdemeanor PV:	Def's in jail for various violations of the terms and conditions of their county court probation.
	Serving County Time as a Condition of Probation:	Def's held in county jail as a condition of probation (sanction). Not eligible for good time credit.
15		
16	Serving County Time & Fines:	Def's sentenced to jail time and are serving their sentence.
	Serving Fines and Court Cost only:	Def's serving time for fines and court cost only.
17		
18	Out of County/State Hold:	Def's being held for another county or jurisdiction. Upon completion of their Dallas County jail time, agencies typically have 10 days to pick up the defendant or they are released.
19	Parole Violations:	Def's in jail for various violations of the terms and conditions of their felony parole.
20	SAFPF (Substance Abuse Felony Punishment Facility):	Def's ordered to a substance abuse treatment facility as a condition of felony probation and are awaiting transfer to that facility.
21	Special Programs:	Def's being held for Wilmer Judicial Treatment Center, Electronic Leg Monitor (ELM), or other community treatment programs.
22	Other Incompetent:	Def's being held in county jail awaiting transfer to a State Mental Health Facility.
23	US Marshal:	Dallas County contracts as a US Marshal holding facility.
24	Contempt in Jail:	Def's in jail for contempt of court.
25	Contempt Furlough:	Def's temporarily released from the jail.
26	Peace Bond:	Court ordered cash bond designed to keep the peace and protect a person or property from a threat (rarely used).
27	Texas Youth Commission (TYC):	Def's being held for transfer to TYC; TYC is now Texas Juvenile Justice Department (TJJD).
28	Immigration:	Def's detained by U.S. Immigration and Customs Enforcement (ICE) being held for transfer to a federal facility for immigration detainees.
29	Class C Misdemeanor only:	Citations which result in a fine, serving time in jail.
30	Contract Inmates:	Contract Holds for another County or Jurisdiction (overflow).
31	US Military:	Temporary hold for US Military.
32	Default:	Def's in transit: recently booked into jail (on the floor), have not been classified, and/or assigned to a jail/tank/housing unit

**Detention Early Warning Report (DEWR)
July 2022**

	7/1	7/2	7/3	7/4	7/5	7/6	7/7	7/8	7/9	7/10	7/11	7/12	7/13	7/14	7/15	7/16	7/17	7/18	7/19	7/20	7/21	7/22	7/23	7/24	7/25	7/26	7/27	7/28	7/29	7/30	7/31	Avg	
Felony not filed	787	781	796	825	848	845	845	840	826	842	851	864	850	858	850	858	885	903	904	880	894	929	921	935	960	950	927	936	962	950	985	880	
Felony pend. Grand Jury	454	457	454	452	452	484	495	521	552	551	555	576	598	599	616	602	601	602	573	559	545	529	543	547	546	554	550	535	519	543	541	539	
Felony not incl. SJF	2251	2216	2216	2218	2218	2191	2157	2134	2100	2100	2100	2083	2067	2066	2074	2059	2062	2059	2095	2126	2134	2137	2138	2138	2136	2144	2171	2174	2174	2156	2155	2137	
SJF pend dispo	328	331	334	337	338	335	335	329	319	320	320	315	306	320	314	312	313	313	318	306	318	314	314	315	314	320	313	324	339	334	344	322	
PV-Felony	247	246	249	250	256	255	260	262	258	257	259	264	258	261	256	256	261	266	261	260	259	265	265	269	279	278	271	277	272	270	270	262	
TDC over 10yr/appeal	475	486	486	486	486	431	411	425	437	437	437	442	412	417	427	440	440	440	405	416	425	435	446	446	409	419	418	426	439	452	452	439	
Bench Warrants	31	30	30	30	30	30	29	29	32	32	32	31	31	31	33	33	33	32	33	33	32	32	32	32	32	30	28	28	27	28	28	31	
TDC<10yr/appeal	7	7	7	7	7	6	5	5	5	5	5	5	4	3	3	3	3	3	3	3	3	3	3	3	3	3	4	4	4	5	5	4	
Sentd. SJF	214	209	209	209	209	207	210	218	224	223	222	214	211	215	213	215	214	214	202	210	214	206	202	203	203	200	204	207	204	196	196	210	
SJF on appeal	1	1	1	1	1	1	0	0	0	0	0	0	0	0	0	0	0	0	0	0	0	0	0	0	0	0	0	0	0	0	0	0	
SJF serv in co jail	23	22	20	19	18	19	18	21	20	19	19	17	16	17	19	19	19	17	16	19	16	16	17	14	12	11	10	11	13	14	13	17	
Misd. not filed	73	56	71	93	105	100	102	104	103	111	116	125	92	85	82	72	96	108	108	98	103	93	70	97	106	109	96	93	86	62	83	93	
Misd. filed pend.	100	105	105	109	110	121	103	97	100	104	109	114	120	128	127	129	130	133	123	124	127	125	114	125	126	125	128	130	135	128	132	119	
Misd-PV	0	0	0	0	1	1	0	0	0	0	0	0	0	0	0	0	0	0	0	0	0	0	1	1	1	1	0	0	0	0	0	0	
Serv in jail (Cond of Prob)	26	25	23	22	21	22	22	25	26	24	23	22	23	24	25	22	22	21	24	23	24	27	27	27	24	25	26	28	26	21	20	24	
Serving Co time & fines	17	15	15	14	13	13	11	13	11	11	12	13	12	12	14	15	15	15	15	15	15	15	15	12	11	11	12	16	15	19	16	14	
Serv fines/CT cost only	1	0	0	0	0	0	0	0	0	0	0	0	0	0	0	0	0	0	0	0	0	0	0	0	0	0	0	0	0	0	0	0	
Out of county/state	53	53	54	57	59	66	50	51	53	61	64	68	74	53	52	55	64	65	66	54	50	50	41	45	54	61	57	50	71	72	76	58	
Parole Violations	120	121	124	127	128	111	113	100	101	102	102	104	105	107	109	109	113	115	106	102	103	107	109	111	111	112	112	119	120	120	125	112	
SAFFP	139	143	143	143	143	136	126	132	136	136	134	137	139	134	141	144	144	142	138	141	131	134	139	139	137	139	134	123	127	130	130	137	
Special Programs	150	152	151	152	148	141	147	148	148	149	148	134	132	142	141	139	140	138	129	128	126	132	138	139	139	110	108	107	112	123	123	136	
Other- Incompetent	389	395	394	394	394	394	393	392	392	392	392	389	396	396	397	396	396	396	397	394	397	399	390	390	390	390	389	389	391	394	394	393	
U.S. Marshal holds	33	33	33	33	33	31	33	34	32	32	32	33	37	37	37	39	39	40	40	40	40	40	43	43	43	44	44	45	44	45	45	38	
Contempt-in Jail	5	5	5	5	5	5	5	4	5	5	4	4	4	3	3	3	3	3	4	4	3	3	3	4	4	4	6	6	5	5	5	4	
Contempt-Furlough	0	0	0	0	0	0	0	0	0	0	0	0	0	0	0	1	0	0	0	0	0	0	0	0	0	0	0	0	0	0	0	0	
PEACE Bond	0	0	0	0	0	0	0	0	0	0	0	0	0	0	0	0	0	0	0	0	0	0	0	0	0	0	0	0	0	0	0	0	
TYC hold	0	0	0	0	0	0	0	0	0	0	0	0	0	0	0	0	0	0	0	0	0	0	0	0	0	0	0	0	0	0	0	0	
Immigration hold	3	11	6	1	1	7	2	5	8	1	3	1	10	6	17	24	27	17	12	13	16	12	17	17	5	8	17	17	15	23	16	11	
Class C Misd. only	0	0	0	0	0	0	0	0	0	0	0	0	0	0	0	0	0	0	0	0	0	0	0	0	0	0	0	0	0	0	0	0	
Contract inmates	0	0	0	0	0	0	0	0	0	0	0	0	0	0	0	0	0	0	0	0	0	0	0	0	0	0	0	0	0	0	0	0	
U.S. Military hold	0	0	0	0	0	0	0	0	0	0	0	0	0	0	0	0	0	0	0	0	0	0	0	0	0	0	0	0	0	0	0	0	
Default	68	68	79	68	59	67	76	82	61	59	84	63	70	60	67	78	56	75	56	74	83	59	81	71	62	68	86	69	50	66	52	68	
Jail Population w/ Furlough added	5995	5968	6005	6052	6083	6019	5948	5971	5949	5973	6023	6018	5967	5974	6017	6023	6076	6117	6028	6022	6058	6062	6069	6123	6107	6116	6111	6114	6150	6156	6206	6048	187500
Actual Jail Population	5995	5968	6005	6052	6083	6019	5948	5971	5949	5973	6023	6018	5967	5974	6017	6022	6076	6117	6028	6022	6058	6062	6069	6123	6107	6116	6111	6114	6150	6156	6206	6048	187499

	L																												H		SUM		
INTAKES	125	109	121	106	154	163	168	146	101	99	146	123	179	143	153	139	109	120	121	170	148	143	127	124	147	153	168	190	145	145	112	139	4297
RELEASES	160	79	61	71	123	264	210	174	65	69	107	178	161	157	141	75	78	110	222	104	151	170	61	65	178	164	167	162	157	85	70	130	4039
VARIANCE	35	-30	-60	-35	-31	101	42	28	-36	-30	-39	55	-18	14	-12	-64	-31	-10	101	-66	3	27	-66	-59	31	11	-1	-28	12	-60	-42	-9	-258

**46 DAYS
AVG LENGTH OF STAY
(RELEASES)**

Total Bookins **4,297**

Total Releases **4,039**

Total Jail Bed Days **187,499**

= \$ 12,599,933

DEWR BUCKET COMPARISON

BUCKET NAMES	July 2021 vs 2022	July 21	July 22	May 22	June 22	July 22	June vs July
Variance							
Jail Population Avg.	536	5512	6048	5847	5986	6048	62
SPECIAL FOCUS							
Felony Not Filed	387	493	880	640	775	880	105
TDC>10yr/appeal	186	253	439	522	518	439	-79
Fel.pend excl.SJF	134	2003	2137	2273	2231	2137	-94
Sentenced to SJF	124	86	210	169	204	210	6
Incompetent	112	281	393	402	395	393	-2
TRENDING UP							
State Jail Felony Pend.	38	284	322	353	330	322	-8
Misd Not Filed	18	75	93	81	83	93	10
Immigration	9	2	11	3	3	11	8
TRENDING DOWN							
Felony pend Grand Jury	-180	719	539	370	382	539	157
Parole Violator only	-128	240	112	129	138	112	-26
Probation Viol. Felony	-96	358	262	276	243	262	19
Misdemeanors pending	-22	141	119	117	123	119	-4
Special Programs	-20	156	136	117	141	136	-5
SAFPF	-9	146	137	126	135	137	2
US Marshal	-7	45	38	37	34	38	4
Bench Warrants	-6	37	31	37	31	31	0
Serving County Time	-6	20	14	19	17	14	-3
Out of Co/State	-4	62	58	71	75	58	-17
STABLE							
Serv as Cond of Prob.	4	20	24	18	26	24	-2
SJF-Serv Co.Jail (12.44a)	3	14	17	14	17	17	0
Contempt in Jail	3	1	4	4	4	4	0
TYC	0	0	0	0	0	0	0
Class C Misd. only	0	0	0	0	0	0	0
TDC<10yr/appeal	-1	5	4	6	7	4	-3
Default	-1	69	68	61	72	68	-4

** Review of 25 of the 32 DEWR buckets. 3 additional buckets added in 03/2022 Page 4

DEWR BUCKET MONTHLY AVERAGES

	Jul 20	Jul 21	Jan 22	Feb 22	Mar 22	Apr 22	May 22	Jun 22	Jul 22	2022 Avg
Felony not filed	367	493	654	641	586	625	640	775	880	686
Felony pend GJ	320	719	405	478	494	474	370	382	539	449
Fel.pend excl.SJF	2005	2003	2325	2276	2243	2182	2273	2231	2137	2238
State Jail Fel only	250	284	336	318	315	332	353	330	322	329
PV-Felony	258	358	333	319	298	296	276	243	262	289
TDC over 10yrs	573	253	230	286	310	415	522	518	439	388
Bench Warrants	41	37	35	29	27	27	37	31	31	31
TDC <10y/appeal	21	5	8	5	6	5	6	7	4	6
Sentenced SJF	155	86	105	106	116	127	169	204	210	148
Sentd SJF/appeal	2	0	0	0	0	0	0	1	0	0
SJF-Serv Co Jail	10	14	10	12	14	14	14	17	17	14
Misdmnr not filed	64	75	72	74	72	74	81	83	93	78
Misdmnr filed-pend	117	141	107	126	118	117	117	123	119	118
PV-Misdmnr	1	1	1	1	0	0	0	0	0	0
Serv as Con of Prob.	13	20	18	20	20	20	18	26	24	21
Serv Co time/ fines	10	20	14	12	14	20	19	17	14	16
Serv fines/ fees only	0	0	0	0	0	0	0	0	0	0
Out of Co/State	50	62	60	78	75	68	71	75	58	69
Parole Vio.	307	240	145	145	137	119	129	138	112	132
SAFPF	158	146	122	119	113	123	126	135	137	125
Sp.Prgms	116	156	111	128	103	99	117	141	136	119
Incompetent	233	281	354	376	383	395	402	395	393	385
US Marshall	88	45	36	37	38	39	37	34	38	37
Cntmpt-in Jail	2	1	2	6	6	5	4	4	4	4
Furlough	0	0	0	0	0	0	0	0	0	0
PEACE Bond	0	0	0	0	0	0	0	0	0	0
TYC hold	0	0	0	0	0	0	0	0	0	0
Immigration hold	5	2	2	3	2	4	3	3	11	4
Class C only	0	0	0	0	0	0	0	0	0	0
Contract	0	0	0	0	1	1	0	0	0	0
US Military	0	0	0	0	0	0	0	0	0	0
Default	39	69	57	55	60	54	61	72	68	61
Furlough added	5205	5512	5541	5648	5552	5633	5847	5986	6048	5751
Jail Population Actual	5205	5512	5541	5648	5552	5633	5847	5986	6048	5751

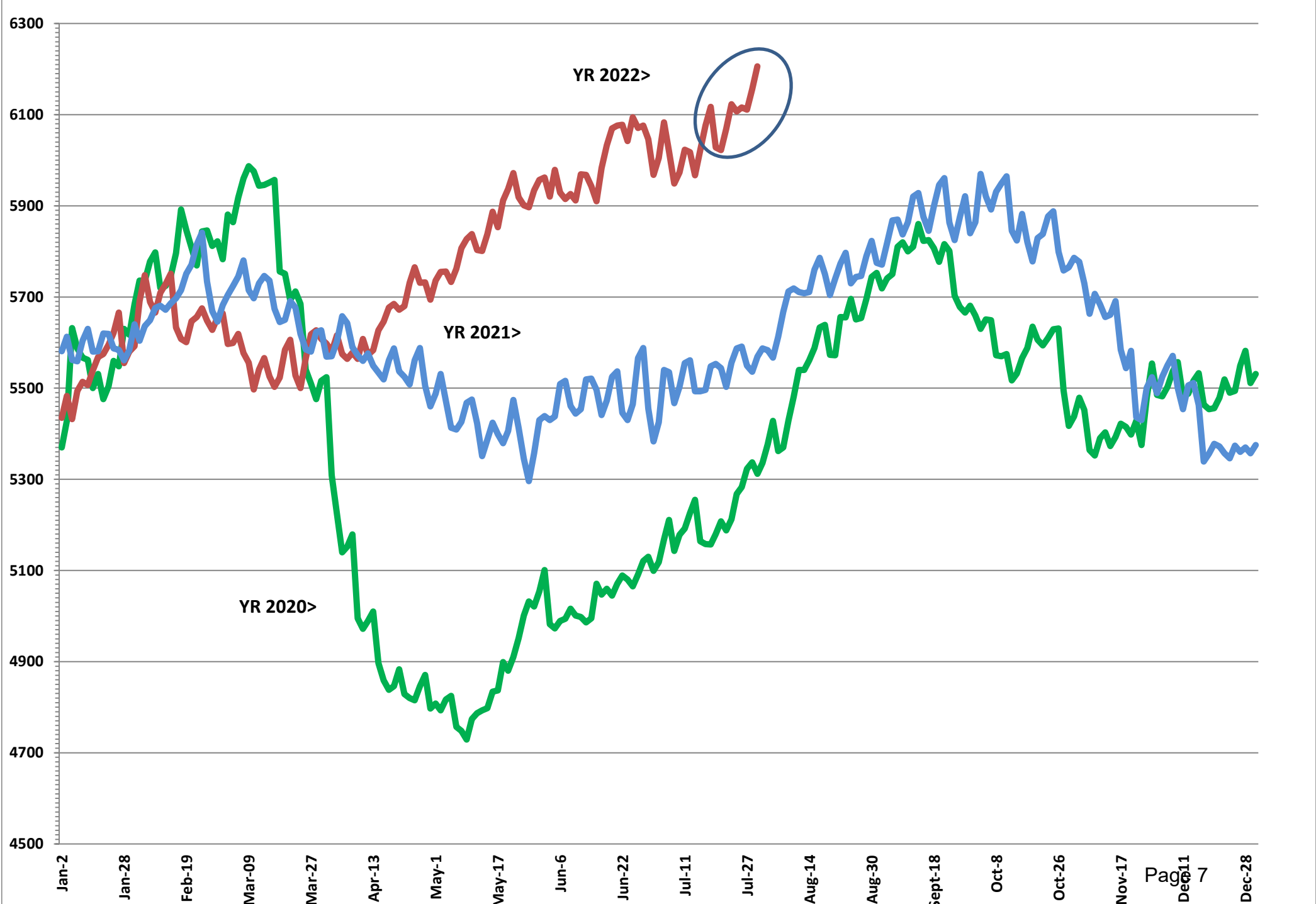
INTAKES	104	139	122	123	137	139	137	138	139	134
RELEASES	96	133	115	122	139	134	129	138	130	130
VARIANCE	-8	-6	-7	-1	2	-5	-8	0	-9	-4

Dallas County Jail Population 3-year statistical summary for:
2020, 2021, & 2022

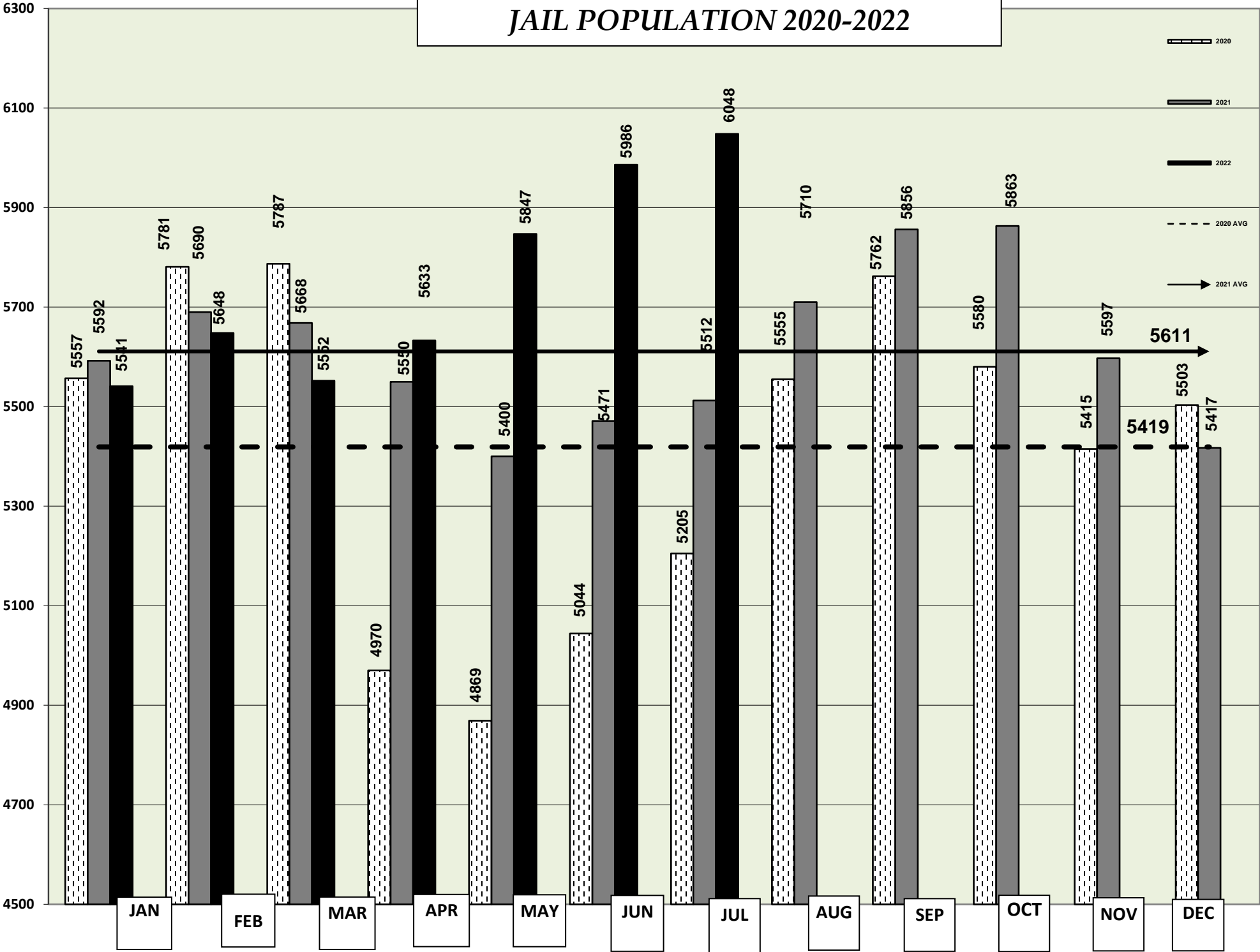
JAIL POPULATION MONTHLY AVERAGES							
2020	Jail Pop AVG	2020	2021	Jail Pop AVG	2021	2022	Jail Pop AVG
Jan-20	5557	5419	Jan-21	5592	5611	Jan-22	5541
Feb-20	5781	5419	Feb-21	5690	5611	Feb-22	5648
Mar-20	5787	5419	Mar-21	5668	5611	Mar-22	5552
Apr-20	4970	5419	Apr-21	5550	5611	Apr-22	5633
May-20	4869	5419	May-21	5400	5611	May-22	5847
Jun-20	5044	5419	Jun-21	5471	5611	Jun-22	5986
Jul-20	5205	5419	Jul-21	5512	5611	Jul-22	6048
Aug-20	5555	5419	Aug-21	5710	5611	Aug-22	
Sep-20	5762	5419	Sep-21	5856	5611	Sep-22	
Oct-20	5580	5419	Oct-21	5863	5611	Oct-22	
Nov-20	5415	5419	Nov-21	5597	5611	Nov-22	
Dec-20	5503	5419	Dec-21	5417	5611	Dec-22	
YR AVG	5419		YR AVG	5611		YR AVG	5751

BOOKINS MONTHLY TOTALS							
2020	Total bookins	2020	2021	Total bookins	2021	2022	Total bookins
Jan-20	5119	3802	Jan-21	3843	4016	Jan-22	3797
Feb-20	4794	3802	Feb-21	3196	4016	Feb-22	3442
Mar-20	4201	3802	Mar-21	4576	4016	Mar-22	4248
Apr-20	2891	3802	Apr-21	4203	4016	Apr-22	4172
May-20	3103	3802	May-21	4116	4016	May-22	4255
Jun-20	2910	3802	Jun-21	4255	4016	Jun-22	4148
Jul-20	3220	3802	Jul-21	4303	4016	Jul-22	4297
Aug-20	4037	3802	Aug-21	4202	4016	Aug-22	
Sep-20	3862	3802	Sep-21	4077	4016	Sep-22	
Oct-20	4053	3802	Oct-21	3994	4016	Oct-22	
Nov-20	3781	3802	Nov-21	3696	4016	Nov-21	
Dec-20	3652	3802	Dec-21	3726	4016	Dec-21	
YR AVG	3802		YR AVG	4016		YR AVG	4051
TOTAL	45,623		TOTAL	48,187		TOTAL	28,359

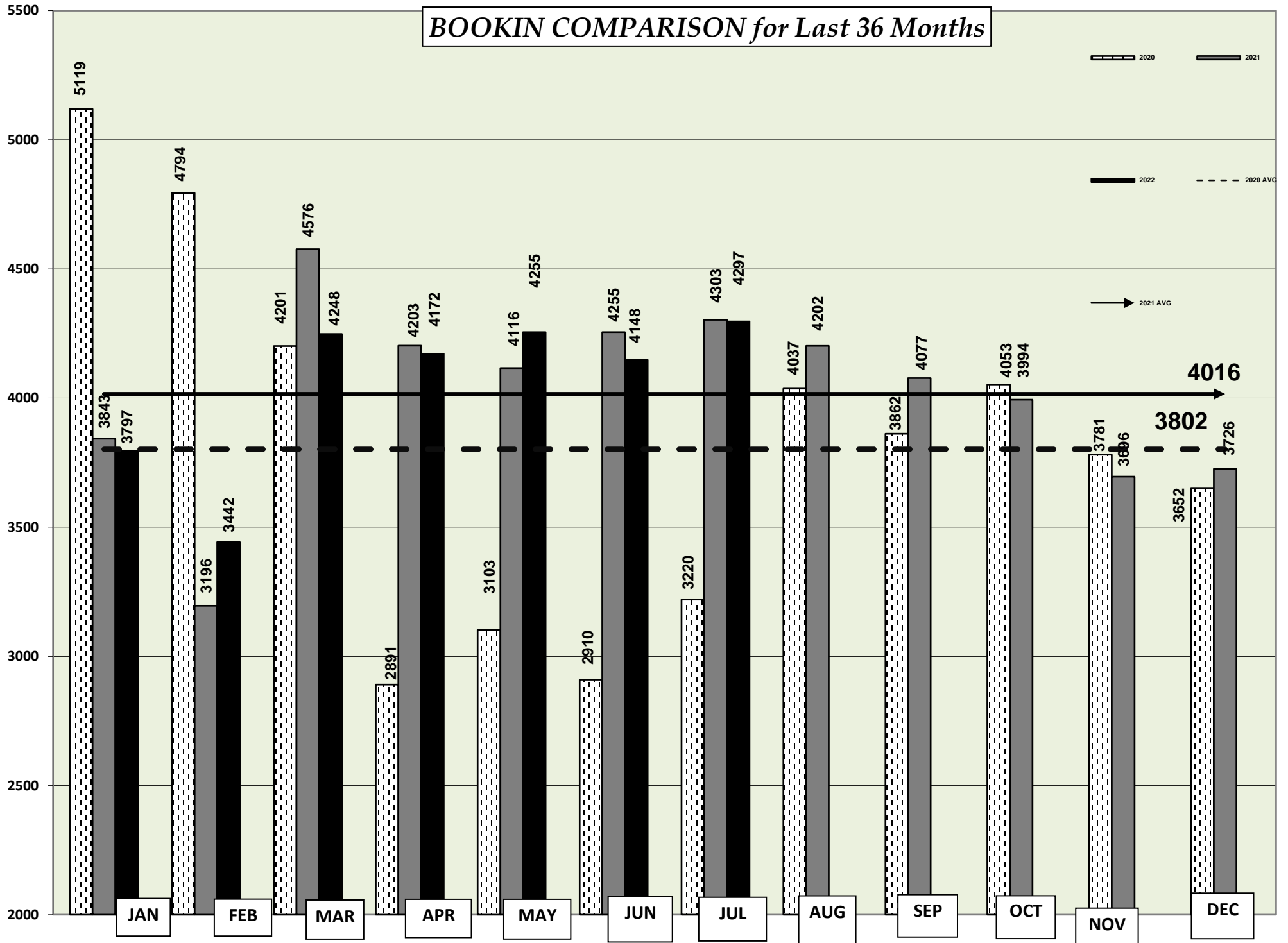
Dallas County Jail Population 2020 - 2022



JAIL POPULATION 2020-2022

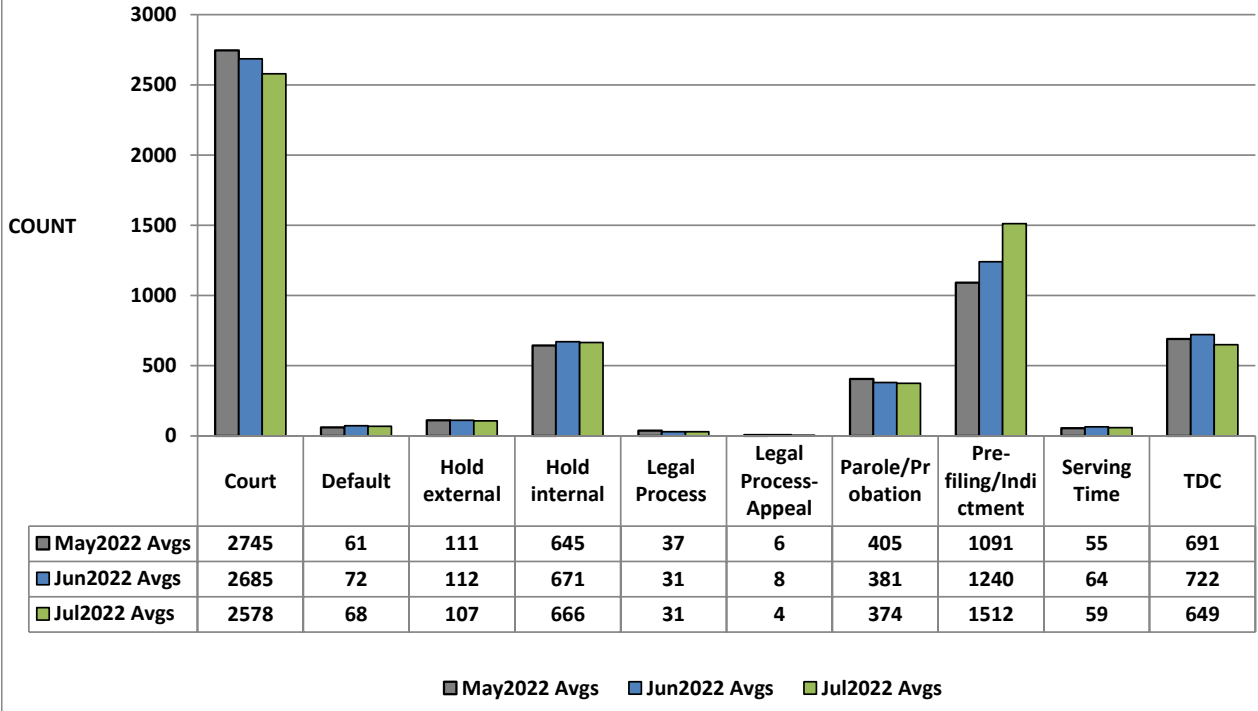


BOOKIN COMPARISON for Last 36 Months



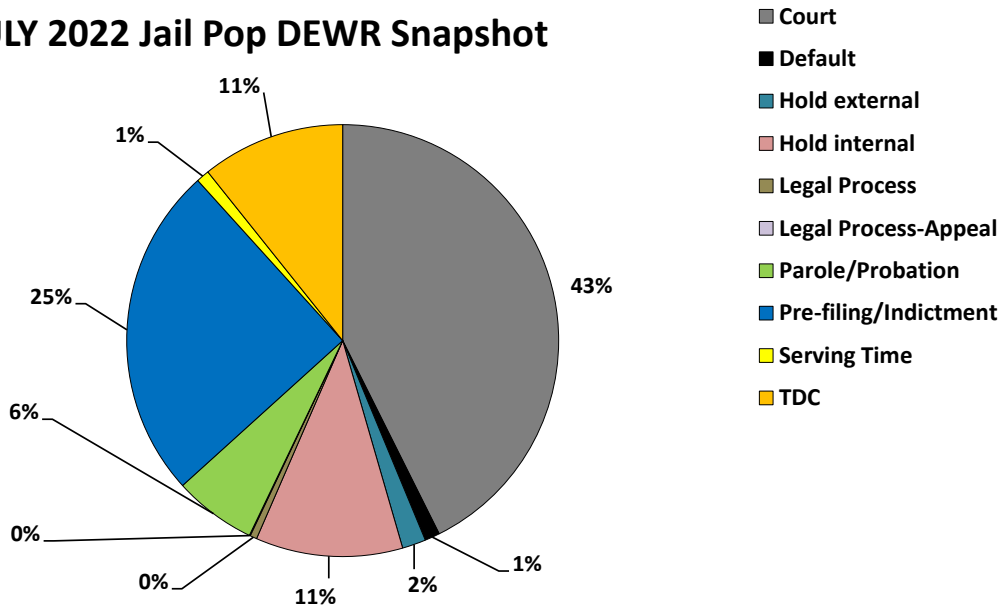
Past 2 months vs JULY 2022 Snapshot

3-MONTH Jail Pop DEWR BUCKET MONTHLY AVG'S COMPARISON

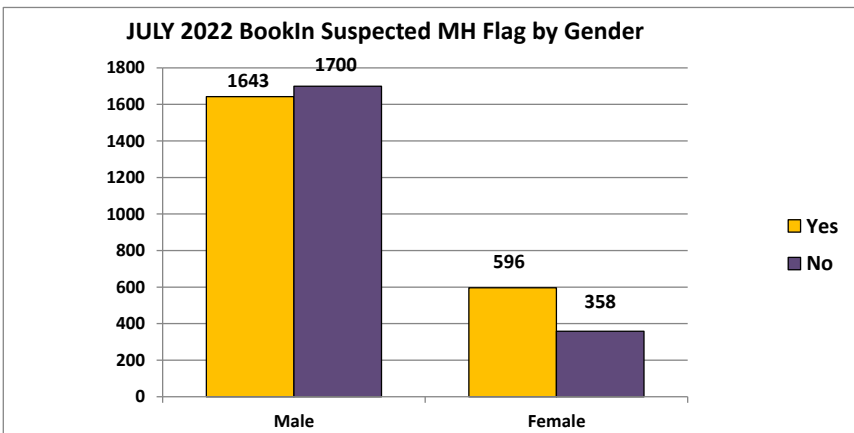
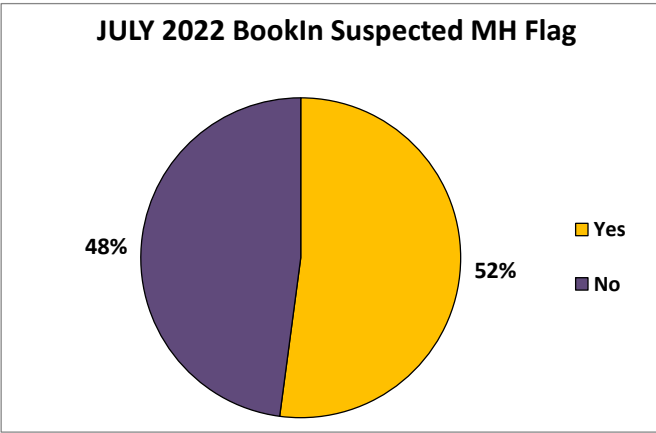
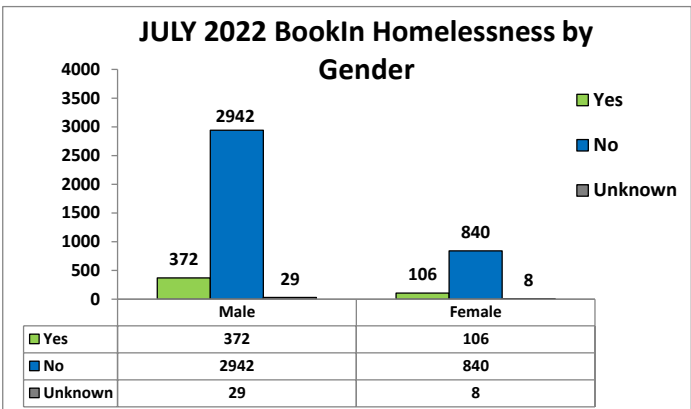
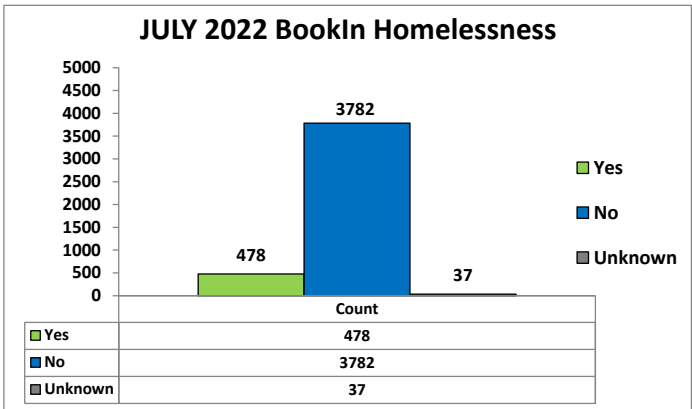
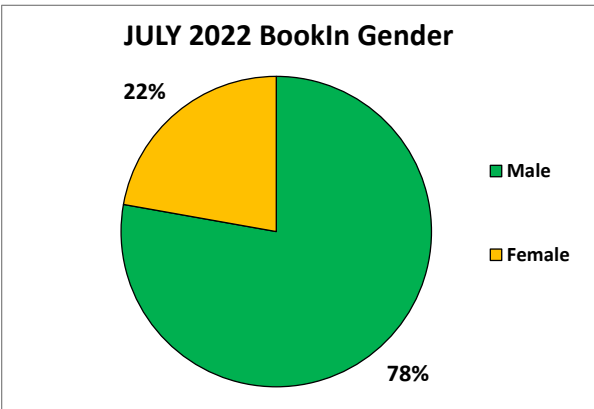


Jail Pop Buckets	Jail Pop Category
Misdmnr filed-pend	Court
Fel.pend excl.SJF	Court
State Jail Fel only	Court
Default	Default
Out of Co/State	Hold external
US Marshal	Hold external
TYC hold	Hold external
Immigration hold	Hold external
Contract	Hold external
US Military	Hold external
SAFPF	Hold internal
Sp.Pgrms	Hold internal
Incompetent	Hold internal
Bench Warrants	Legal Process
TDC <10y/appeal	Legal Process-Appeal
Sentd SJF/appeal	Legal Process-Appeal
Parole Vio.	Parole/Probation
PV-Felony	Parole/Probation
PV-Misdmnr	Parole/Probation
Felony not filed	Pre-filing/Indictment
Felony pend GJ	Pre-filing/Indictment
Misdmnr not filed	Pre-filing/Indictment
SJF-Serv Co Jail	Serving Time
Serv as Con of Prob.	Serving Time
Serv Co time/ fines	Serving Time
Serv fines/ fees only	Serving Time
Cntmpt-in Jail	Serving Time
Class C only	Serving Time
TDC over 10yrs	TDC
Sentenced SJF	TDC

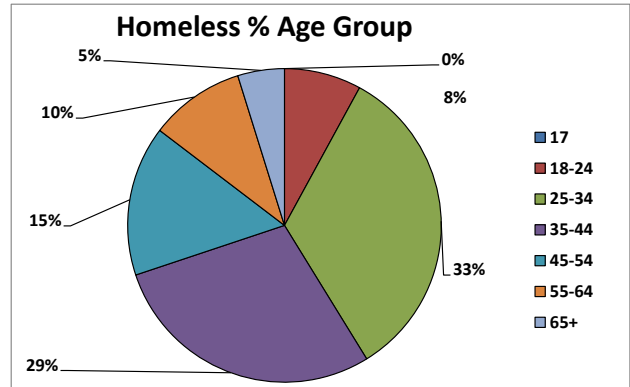
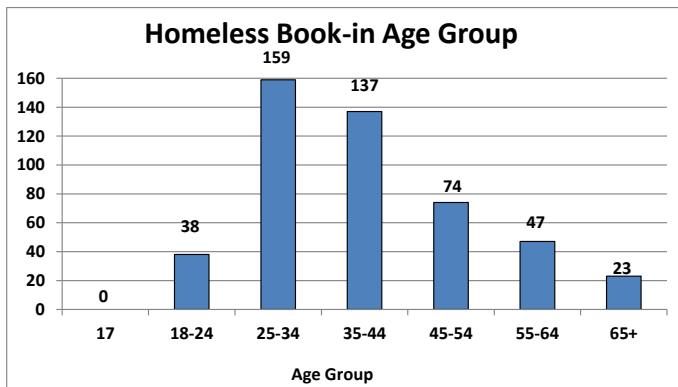
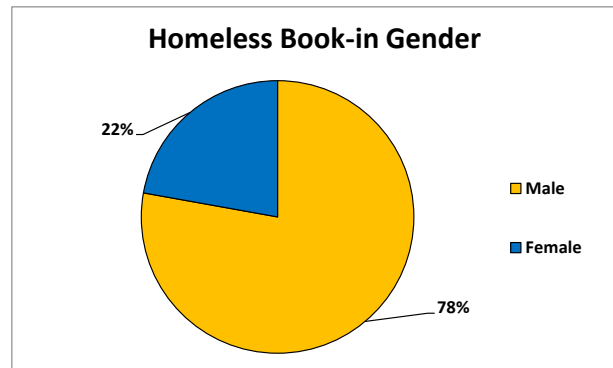
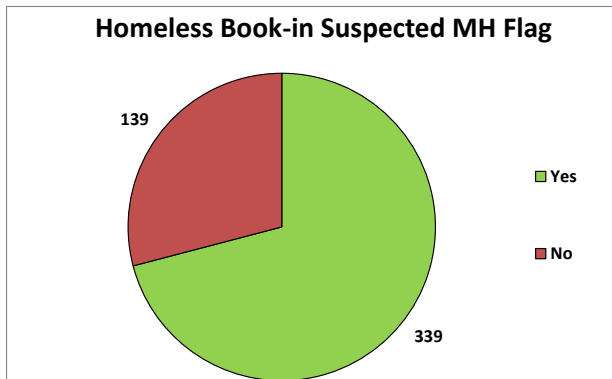
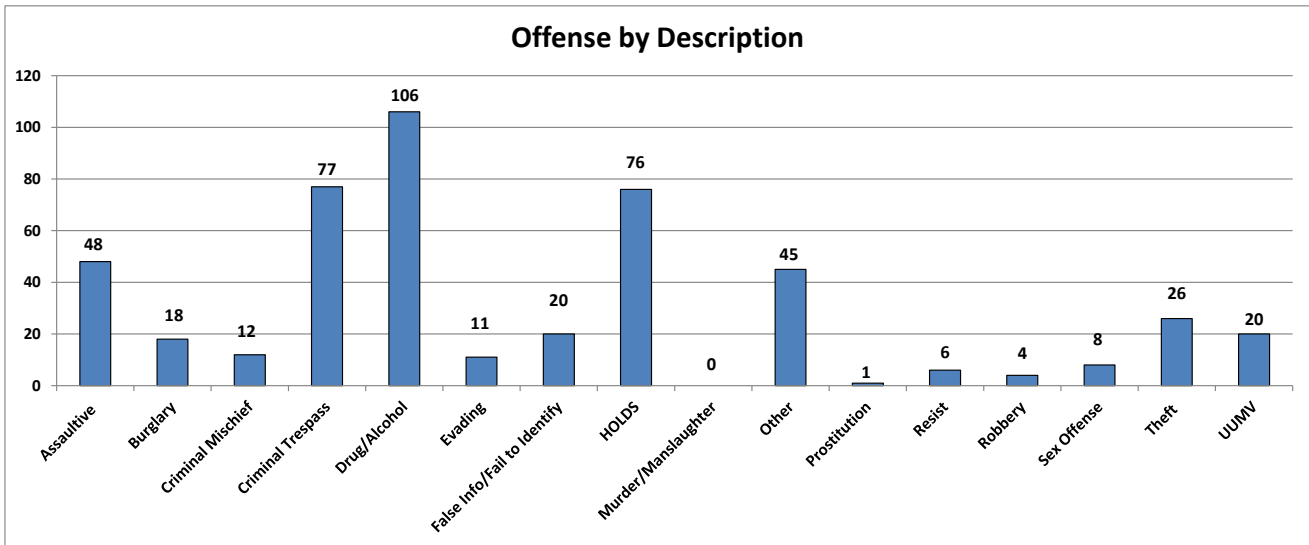
JULY 2022 Jail Pop DEWR Snapshot



JULY 2022 BOOK-IN SNAPSHOT



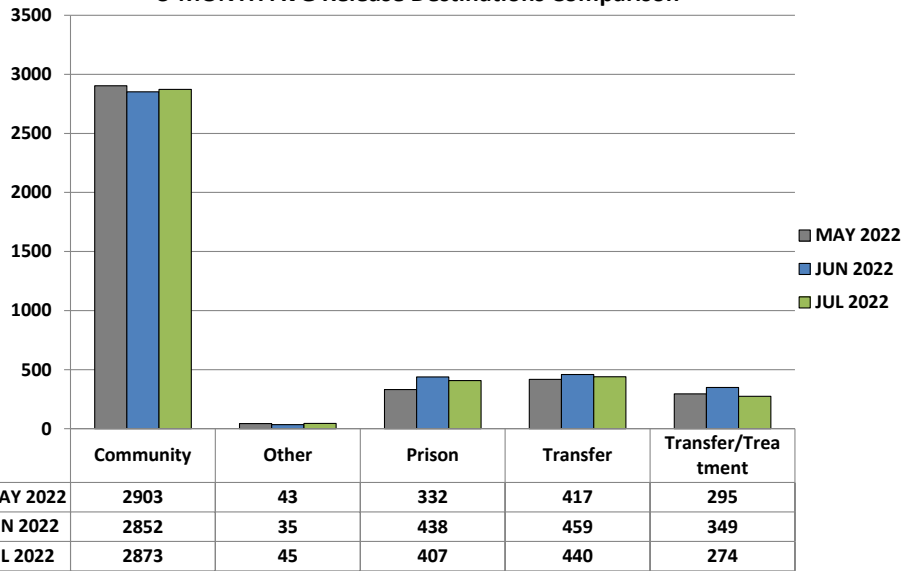
Homeless July 2022 Book-ins



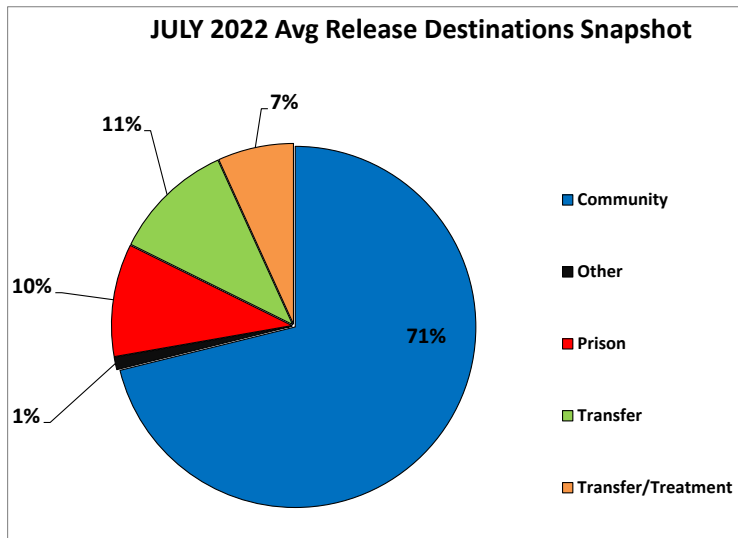
MONTHLY RELEASE TOTALS BY CATEGORY

RELEASE CATEGORY	Jun 20	Jun 21	Jan 22	Feb 22	Mar 22	Apr 22	May 22	June 22	July 22
BENCH WARRANT-READY TO RETURN	0	0	0	0	0	0	0	0	0
BOND REINSTATED	15	36	35	26	32	31	19	22	24
Currently Not Holding Class Cs	0	0	0	0	1	1	0	0	1
Deceased	2	0	0	3	1	2	0	2	1
DRY WRIT	0	0	0	0	0	0	0	0	0
DRY WRIT-CASE NOT FILED	0	0	0	0	0	0	0	0	0
ERROR-DUPLICATE CASE	0	0	0	0	0	0	0	0	0
ERROR- WRONG CASE #	0	0	1	0	0	0	0	1	1
Escaped	0	0	0	0	0	0	0	0	0
Failed to Report	0	0	0	0	0	0	0	0	0
Failed to Return to Work Release	0	0	0	0	0	0	0	0	0
FELONY REDUCED TO MISDEMEANOR	0	0	0	1	0	0	0	0	0
Finding of Facts Release	0	0	0	1	0	0	1	0	0
HOLD ADDED IN ERROR	0	0	0	0	0	0	0	0	0
Judicial Treatment Center/Wilmer	29	70	54	36	94	61	61	61	34
MISDEMEANOR REDUCED TO CLASS C	2	7	4	8	9	7	12	7	6
MOTION TO RELEASE	36	84	60	74	78	85	66	0	5
No Billed	12	6	6	10	14	14	9	6	10
Other	40	21	28	34	24	39	43	32	43
Paid Fine	1	2	1	0	0	0	0	1	2
Parole in Absentia or Pre Parole Transfer	2	0	0	0	0	0	0	0	0
Parole Warrant Withdrawn	47	66	22	25	29	31	31	20	33
Posted Cash Bond	173	289	292	289	329	313	271	290	270
Posted Personal Recognizance Bond	155	82	94	87	97	124	123	144	146
POSTED PR BOND	188	314	224	227	274	301	249	256	226
Posted Pre-trial Bond	8	5	8	7	2	5	9	10	6
Posted PT Personal Recognizance Bond	16	41	35	27	32	28	30	33	22
Posted Surety Bond	1084	1432	1284	1114	1462	1358	1294	1261	1341
Posted Writ Bond	0	2	0	0	1	0	0	0	0
PROBATION DISCHARGED	1	4	6	6	8	3	5	7	2
RELEASE PER SHOCK PROBATION	0	0	0	0	0	0	0	0	0
Released By Order of the Court	44	110	56	66	79	83	94	83	89
Released on Probation	155	163	158	149	198	191	212	174	192
Released per Agency Pick Time Expired	1	0	0	0	1	0	0	0	0
RELEASED PER AGENCY PICK-UP TIME EXPIRED	0	0	0	0	0	0	0	0	0
Released per Art 14.06/Magistrate Order	0	1	2	0	0	0	0	2	8
RELEASED PER CASE REJECTED BY DA	21	25	9	8	22	19	18	20	14
RELEASED PER DISCHARGE IN ABSENTIA	2	5	3	8	12	6	7	4	6
RELEASED PER DPD RELEASE CHARGE	9	14	21	24	24	24	30	23	28
Released per DPD/Class C Only	0	0	0	0	1	1	0	0	0
RELEASED PER FINDING OF FACTS	10	27	52	40	41	56	56	51	56
Released per Investigating Agency	5	4	4	6	5	5	3	0	3
RELEASED PER INVESTIGATIVE AGENCY	4	6	11	5	13	15	9	19	8
RELEASED PER MEDICAL REASONS	0	0	0	0	1	0	0	1	0
RELEASED PER PIA MANDATORY	8	0	2	1	1	0	1	2	1
Released per Teletype	20	33	19	19	23	17	8	15	14
Released to Dallas County Agency	1	2	2	0	2	0	3	3	2
Released to INS/Border Patrol	136	30	34	48	51	60	58	67	131
Released to Investigating Agency	2	4	7	10	11	5	5	11	2
Released to Mental Facility	16	16	1	10	18	12	11	24	2
Released to Military	1	0	0	0	0	0	0	0	0
Released to Out of County Agency	128	322	234	247	333	256	318	352	267
Released to Out of State Agency	13	23	29	29	43	25	33	25	33
RELEASED TO PAROLE OFFICER	34	24	14	14	23	18	17	19	13
Released to Special Program	160	311	211	210	263	262	220	262	235
RELEASED TO TDC	0	223	115	119	169	192	202	319	243
RELEASED TO TDC-ISF	0	7	2	6	13	2	1	7	3
Released to TDCJ	0	167	121	135	131	19	107	91	141
RELEASED TO U.S. MARSHALL	0	0	0	0	0	0	0	0	0
Released to US Marshal	9	37	41	20	31	27	22	21	20
Removed from furlough	0	0	0	0	0	0	0	0	0
SENTENCED TO DEATH	0	0	0	0	0	0	0	0	0
Served Time	178	231	229	228	275	283	288	350	316
Served Time and/or Paid Fine	1	0	0	2	3	0	1	0	0
TRANSFERRED TO INS/BORDER PATROL	0	0	0	0	0	1	0	1	5
TRANSFERRED TO A MENTAL FACILITY	0	1	0	0	0	1	2	0	2
TRANSFERRED TO A FEDERAL AGENCY	1	0	1	0	1	1	0	0	0
TRANSFERRED TO A SPECIAL PROGRAM	0	0	0	1	3	0	1	1	1
WARRANT WITHDRAWN	52	43	27	41	30	31	40	33	31
TOTAL RELEASES	2822	4290	3559	3421	4308	4015	3990	4133	4039

3-MONTH AVG Release Destinations Comparison



JULY 2022 Avg Release Destinations Snapshot

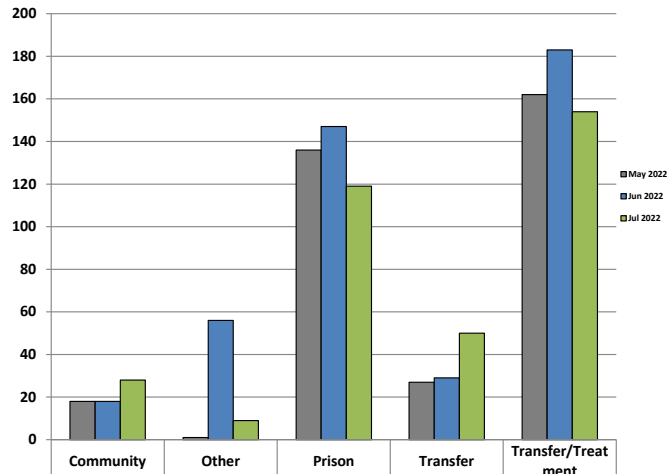


Release Reasons	Release Destination
BENCH WARRANT-READY TO RETURN	Community
BOND REINSTATED	Community
Currently Not Holding Class Cs	Community
Deceased	Other
DRY WRIT	Community
DRY WRIT-CASE NOT FILED	Community
ERROR-DUPLICATE CASE	Other
ERROR- WRONG CASE #	Other
Escaped	Other
Failed to Report	Other
Failed to Return to Work Release	Other
FELONY REDUCED TO MISDEMEANOR	Community
Finding of Facts Release	Community
HOLD ADDED IN ERROR	Community
Judicial Treatment Center/Wilmer	Transfer/Treatment
MISDEMEANOR REDUCED TO CLASS C	Community
MOTION TO RELEASE	Community
No Billed	Community
Other	Other
Paid Fine	Community
Parole in Absentia or Pre Parole Transfer	Community
Parole Warrant Withdrawn	Community
Posted Cash Bond	Community
Posted Personal Recognizance Bond	Community
POSTED PR BOND	Community
Posted Pre-trial Bond	Community
Posted PT Personal Recognizance Bond	Community
Posted Surety Bond	Community
Posted Writ Bond	Community
PROBATION DISCHARGED	Community
RELEASE PER SHOCK PROBATION	Community
Released By Order of the Court	Community
Released on Probation	Community
Released per Agency Pick Time Expired	Community
RELEASED PER AGENCY PICK-UP TIME EXPIRE	Community
Released per Art 14.06/Magistrate Order	Community
RELEASED PER CASE REJECTED BY DA	Community
RELEASED PER DISCHARGE IN ABSENTIA	Community
RELEASED PER DPD RELEASE CHARGE	Community
Released per DPD/Class C Only	Community
RELEASEED PER FINDING OF FACTS	Community
Released per Investigating Agency	Community
RELEASED PER INVESTIGATIVE AGENCY	Community
RELEASED PER MEDICAL REASONS	Transfer/Treatment
RELEASED PER PIA MANDATORY	Community
Released per Teletype	Community
Released to Dallas County Agency	Transfer
Released to INS/Border Patrol	Transfer
Released to Investigating Agency	Transfer
Released to Mental Facility	Transfer/Treatment
Released to Military	Transfer
Released to Out of County Agency	Transfer
Released to Out of State Agency	Transfer
RELEASED TO PAROLE OFFICER	Community
Released to Special Program	Transfer/Treatment
RELEASED TO TDC	Prison
RELEASED TO TDC-ISF	Prison
Released to TDCJ	Prison
RELEASED TO U.S. MARSHALL	Prison
Released to US Marshal	Prison
Removed from furlough	Other
SENTENCED TO DEATH	Other
Served Time	Community
Served Time and/or Paid Fine	Community
TRANSFERRED TO A MENTAL FACILITY	Transfer/Treatment
TRANSFERRED TO A FEDERAL AGENCY	Transfer
TRANSFERRED TO A SPECIAL PROGRAM	Transfer/Treatment
TRANSFERRED TO INS/BORDER PATROL	Transfer
WARRANT WITHDRAWN	Community

**AVERAGE LENGTH OF STAY
BY RELEASE CATEGORY
BASED ON THE NUMBER OF DAYS IN JAIL

RELEASE CATEGORY	2020 Avg	2021 Avg	Jan 2022	Feb 2022	Mar 2022	Apr 2022	May 2022	Jun 2022	Jul 2022	2022 Avg
BENCH WARRANT-READY TO RETURN	1	0	0	0	0	0	0	0	0	0
BOND REINSTATED	11	12	7	16	6	6	9	12	9	9
Currently Not Holding Class Cs	0	3	0	0	825	0	0	0	117	135
Deceased	49	44	0	166	687	144	0	420	77	213
DRY WRIT	1	0	0	0	0	0	0	0	0	0
DRY WRIT-CASE NOT FILED	0	0	0	0	0	0	0	0	0	0
ERROR-DUPLICATE CASE	0	12	0	0	0	0	0	0	0	0
ERROR- WRONG CASE #	1	3	2	0	0	0	0	85	0	12
Escaped	0	0	0	0	0	0	0	0	0	0
Failed to Report	0	0	0	0	0	0	0	0	0	0
Failed to Return to Work Release	0	0	0	0	0	0	0	0	0	0
FELONY REDUCED TO MISDEMEANOR	16	7	0	40	0	0	0	0	0	6
Finding of Facts Release	1	1	0	9	0	0	5	0	0	2
HOLD ADDED IN ERROR	1	0	0	0	0	0	0	0	0	0
Judicial Treatment Center/Wilmer	105	113	109	93	110	89	87	103	104	99
MISDEMEANOR REDUCED TO CLASS C	12	17	7	20	105	10	19	4	28	28
MOTION TO RELEASE	8	6	6	6	6	8	6	0	55	12
No Billed	40	35	51	40	68	41	26	42	47	45
Other	10	11	22	1	1	0	6	0	1	4
Paid Fine	1	0	0	0	0	0	0	1	4	1
Parole in Absentia or Pre Parole Transfer	38	23	244	0	0	0	0	0	0	35
Parole Warrant Withdrawn	57	47	57	49	44	60	29	45	65	50
Posted Cash Bond	3	3	2	5	2	3	3	3	2	3
Posted Personal Recognizance Bond	10	7	7	16	4	2	3	4	4	6
POSTED PR BOND	10	8	10	5	11	9	7	5	10	8
Posted Pre-trial Bond	3	2	2	2	2	1	1	3	3	2
Posted PT Personal Recognizance Bond	20	5	4	4	5	4	4	5	4	4
Posted Surety Bond	7	7	7	10	8	7	6	4	8	7
Posted Writ Bond	0	4	0	0	1	0	0	0	0	0
PROBATION DISCHARGED	15	22	43	18	17	4	11	28	19	20
RELEASE PER SHOCK PROBATION	0	1	0	0	0	0	0	0	0	0
Released By Order of the Court	44	61	70	71	55	45	47	67	54	58
Released on Probation	60	74	77	81	76	69	83	76	69	76
Released per Agency Pick Time Expired	7	0	0	0	0	0	0	0	0	0
RELEASED PER AGENCY PICK-UP TIME EXPIRED	0	0	0	0	131	0	0	0	0	19
Released per Art 14.06/Magistrate Order	27	2	1	0	0	0	0	14	34	7
RELEASED PER CASE REJECTED BY DA	11	16	13	16	24	19	14	17	20	18
RELEASED PER DISCHARGE IN ABSENTIA	95	206	158	194	236	124	166	90	267	176
RELEASED PER DPD RELEASE CHARGE	11	13	13	15	13	12	8	16	14	13
Released per DPD/Class C Only	7	0	0	0	0	0	0	0	0	0
RELEASED PER FINDING OF FACTS	7	8	8	8	7	7	7	7	7	7
Released per Investigating Agency	41	109	142	58	65	20	7	0	3	42
RELEASED PER INVESTIGATIVE AGENCY	31	84	39	11	49	38	27	66	19	36
RELEASED PER MEDICAL REASONS	4	17	0	0	187	0	0	13	0	29
RELEASED PER PIA MANDATORY	118	97	141	20	105	0	28	51	85	61
Released per Teletype	33	34	30	21	26	40	57	47	48	38
Released to Dallas County Agency	44	46	43	0	8	0	15	62	225	50
Released to INS/Border Patrol	44	104	72	49	51	68	66	57	33	57
Released to Investigating Agency	15	32	3	15	82	49	57	2	4	30
Released to Mental Facility	257	335	373	396	581	640	557	474	387	487
Released to Military	4	3	0	0	0	0	0	0	0	0
Released to Out of County Agency	39	42	39	44	41	43	32	46	40	41
Released to Out of State Agency	35	31	23	33	32	28	42	48	48	36
RELEASED TO PAROLE OFFICER	61	67	80	72	53	65	62	50	48	61
Released to Special Program	65	76	75	84	77	77	68	67	91	77
RELEASED TO TDC	142	185	188	193	218	234	228	227	179	210
RELEASED TO TDC-ISF	63	73	90	45	66	32	93	32	90	64
Released to TDCJ	115	189	199	194	230	188	204	263	204	212
RELEASED TO U.S. MARSHALL	0	0	0	0	0	0	0	0	0	0
Released to US Marshal	156	196	111	102	138	95	154	213	124	134
Removed from furlough	0	1	0	0	0	0	0	0	0	0
SENTENCED TO DEATH	0	0	0	0	0	0	0	0	0	0
Served Time	37	42	37	45	48	42	45	46	57	46
Served Time and/or Paid Fine	1	0	0	1	3	0	2	0	0	1
TRANSFERRED TO INS/BORDER PATROL	23	41	0	0	0	11	0	17	50	11
TRANSFERRED TO A MENTAL FACILITY	151	61	0	0	0	22	180	0	287	70
TRANSFERRED TO A FEDERAL AGENCY	4	20	0	0	21	3	0	0	0	3
TRANSFERRED TO A SPECIAL PROGRAM	56	51	0	11	49	0	81	439	55	91
WARRANT WITHDRAWN	57	49	39	57	45	63	57	23	44	47
Avg length stay in-jail for those released in the yr/mon	yr/33	yr/40	mon/38	mon/34	mon/67	mon/35	mon/38	mon/48	mon/46	yr/44
Total/Total Avg Releases for Month/Yr	3871	4008	3559	3421	4308	4015	3990	4133	4039	3904

3-Month Total Avgs of Length of Stay in Jail Based on Release Destination



	May 2022	Jun 2022	Jul 2022
Community	18	18	28
Other	1	56	9
Prison	136	147	119
Transfer	27	29	50
Transfer/Treatment	162	183	154

Release Reasons	Length of Stay in Jail based on Release Destination
BENCH WARRANT-READY TO RETURN	Community
BOND REINSTATED	Community
Currently Not Holding Class Cs	Community
Deceased	Other
DRY WRIT	Community
DRY WRIT-CASE NOT FILED	Community
ERROR-DUPLICATE CASE	Other
ERROR- WRONG CASE #	Other
Escaped	Other
Failed to Report	Other
Failed to Return to Work Release	Other
FELONY REDUCED TO MISDEMEANOR	Community
Finding of Facts Release	Community
HOLD ADDED IN ERROR	Community
Judicial Treatment Center/Wilmer	Transfer/Treatment
MISDEMEANOR REDUCED TO CLASS C	Community
MOTION TO RELEASE	Community
No Billed	Community
Other	Other
Paid Fine	Community
Parole in Absentia or Pre Parole Transfer	Community
Parole Warrant Withdrawn	Community
Posted Cash Bond	Community
Posted Personal Recognizance Bond	Community
POSTED PR BOND	Community
Posted Pre-trial Bond	Community
Posted PT Personal Recognizance Bond	Community
Posted Surety Bond	Community
Posted Writ Bond	Community
PROBATION DISCHARGED	Community
RELEASE PER SHOCK PROBATION	Community
Released By Order of the Court	Community
Released on Probation	Community
Released per Agency Pick Time Expired	Community
RELEASED PER AGENCY PICK-UP TIME EXPIRED	Community
Released per Art 14.06/Magistrate Order	Community
RELEASED PER CASE REJECTED BY DA	Community
RELEASED PER DISCHARGE IN ABSENTIA	Community
RELEASED PER DPD RELEASE CHARGE	Community
Released per DPD/Class C Only	Community
RELEASED PER FINDING OF FACTS	Community
Released per Investigating Agency	Community
RELEASED PER INVESTIGATIVE AGENCY	Community
RELEASED PER MEDICAL REASONS	Transfer/Treatment
RELEASED PER PIA MANDATORY	Community
Released per Teletype	Community
Released to Dallas County Agency	Transfer
Released to INS/Border Patrol	Transfer
Released to Investigating Agency	Transfer
Released to Mental Facility	Transfer/Treatment
Released to Military	Transfer
Released to Out of County Agency	Transfer
Released to Out of State Agency	Transfer
RELEASED TO PAROLE OFFICER	Community
Released to Special Program	Transfer/Treatment
RELEASED TO TDC	Prison
RELEASED TO TDC-ISF	Prison
Released to TDCJ	Prison
RELEASED TO U.S. MARSHALL	Prison
Released to US Marshal	Prison
Removed from furlough	Other
SENTENCED TO DEATH	Other
Served Time	Community
Served Time and/or Paid Fine	Community
TRANSFERRED TO A MENTAL FACILITY	Transfer/Treatment
TRANSFERRED TO A FEDERAL AGENCY	Transfer
TRANSFERRED TO A SPECIAL PROGRAM	Transfer/Treatment
TRANSFERRED TO INS/BORDER PATROL	Transfer
WARRANT WITHDRAWN	Community

PRE-INDICTMENT WAIVERS BY COURT BY MONTH

PRE-INDICTMENT WAIVERS BY COURT BY MONTH																		
	CDC1	CDC2	CDC3	CDC4	CDC5	CDC6	CDC7	194th	195th	203rd	204th	265th	282nd	283rd	291st	292nd	363rd	Total
2019 Year Totals	149	109	68	100	50	101	92	66	124	121	141	91	53	64	71	109	54	1563
Year Avg	12	9	6	8	4	8	8	6	10	10	12	8	4	5	6	9	5	130
2020 Year Totals	129	112	75	88	65	115	78	71	160	95	108	89	61	125	84	126	96	1677
Year Avg	11	9	6	7	5	10	7	6	13	8	9	7	5	10	7	11	8	140
2021 Year Totals	113	123	36	89	47	82	74	75	131	107	66	62	58	79	74	124	55	1395
Year Avg	9	10	3	7	4	7	6	6	11	9	6	5	5	7	6	10	5	116
DATE																		Total
Jan 22	6	14	0	4	6	2	4	4	5	8	6	3	2	1	1	12	1	79
Feb 22	4	3	4	7	6	2	1	6	2	8	2	9	2	3	2	3	3	67
Mar 22	10	9	2	5	4	6	2	7	5	1	6	6	4	5	0	8	2	82
Apr 22	4	8	2	8	2	3	4	4	9	4	5	3	1	2	1	9	8	77
May 22	6	15	0	12	8	7	4	5	3	4	2	7	5	1	5	11	3	98
Jun 22	8	3	3	12	3	5	5	4	4	7	4	12	4	9	2	5	7	97
Jul 22	15	6	3	6	6	0	4	4	7	3	6	11	6	9	3	9	6	104
Aug 22																		0
Sep 22																		0
Oct 22																		0
Nov 22																		0
Dec 22																		0
2022 Year Totals	53	58	14	54	35	25	24	34	35	35	31	51	24	30	14	57	30	604
Year Avg	8	8	2	8	5	4	3	5	5	5	4	7	3	4	2	8	4	50

DISPOSITION TOTALS BY FELONY COURT

2020	Jan	Feb	Mar	April	May	Jun	Jul	Aug	Sept	Oct	Nov	Dec	Average	Total
Avg	150	150	140	84	90	108	124	122	131	171	117	135	127	1522
TOTAL DISPOSTIONS	2555	2552	2381	1431	1538	1840	2104	2066	2233	2899	1984	2299	2157	25,882
2021	Jan	Feb	Mar	April	May	Jun	Jul	Aug	Sept	Oct	Nov	Dec	Average	Total
Avg	120	104	169	146	129	169	146	147	153	147	141	125	142	1698
TOTAL DISPOSTIONS	2046	1774	2878	2484	2192	2874	2487	2498	2607	2501	2398	2133	2406	28,872
2022	Jan	Feb	Mar	April	May	Jun	Jul	Aug	Sept	Oct	Nov	Dec	Average	Total
CDC1	134	160	172	211	237	141	227						183	1282
CDC2	183	123	206	184	224	416	161						214	1497
CDC3	121	130	211	224	127	136	105						151	1054
CDC4	138	100	185	166	225	259	122						171	1195
CDC5	126	91	184	163	204	146	145						151	1059
CDC6	128	132	159	175	116	226	161						157	1097
CDC7	152	88	134	194	249	194	154						166	1165
194TH	141	134	200	174	161	173	201						169	1184
195TH	134	129	185	177	183	136	216						166	1160
203RD	159	167	166	141	203	238	162						177	1236
204TH	126	123	158	185	163	188	159						157	1102
265TH	128	249	235	147	214	239	160						196	1372
282ND	114	82	174	137	195	209	168						154	1079
283RD	95	115	149	152	153	258	202						161	1124
291ST	133	114	148	177	150	203	165						156	1090
292ND	166	95	237	188	205	244	203						191	1338
363RD	103	120	143	170	164	137	124						137	961
Avg	134	127	179	174	187	208	167	#DIV/0!	#DIV/0!	#DIV/0!	#DIV/0!	#DIV/0!	168	1176
TOTAL DISPOSTIONS	2281	2152	3046	2965	3173	3543	2835	0	0	0	0	0	2856	19,995

Average Pending Dispos (in Jail) by District Court

07/01/2022-07/31/2022

DATE	CDC 1	CDC 2	CDC 3	CDC 4	CDC 5	CDC 6	CDC 7	194	195	203	204	265	282	283	291	292	363	Total
	YOO	KENNEDY	RILEY	COLLINS	THOMPSON	HOWARD	ANYIAM	WHITE	GARZA	JONES	KEMP	BENNETT	DAVIS	MAYS	MITCHELL	BIRMINGHAM	HOLMES	
07/01/22	176	134	165	178	214	191	166	225	181	182	159	158	197	165	178	142	142	2953
07/04/22	179	134	161	175	212	192	164	224	181	176	158	155	197	164	169	136	144	2921
07/05/22	178	135	163	174	212	194	163	223	182	177	157	155	197	164	170	138	145	2927
07/06/22	178	136	162	174	210	196	162	220	182	180	157	156	196	169	171	137	145	2931
07/07/22	177	135	159	173	205	202	164	217	183	180	152	156	195	166	169	136	143	2912
07/08/22	182	137	163	172	209	197	164	215	182	180	150	155	199	168	170	133	141	2917
07/11/22	184	135	163	175	207	200	159	216	188	185	147	155	196	168	167	131	140	2916
07/12/22	185	137	164	174	210	201	157	217	191	187	146	157	193	170	166	129	140	2924
07/13/22	187	138	165	175	209	198	157	223	191	193	145	156	190	168	163	126	140	2924
07/14/22	191	139	165	175	212	199	160	219	190	192	144	154	192	166	160	126	143	2927
07/15/22	193	136	167	175	215	201	160	223	191	197	147	154	194	168	160	122	144	2947
07/18/22	188	135	162	177	217	202	160	223	192	197	147	149	193	165	154	121	147	2929
07/19/22	188	134	164	172	220	203	161	224	194	194	146	149	190	165	158	122	146	2930
07/20/22	184	137	162	174	224	207	164	228	199	193	150	148	186	167	153	124	146	2946
07/21/22	181	137	162	172	221	209	160	229	199	190	148	153	185	170	156	121	146	2939
07/22/22	183	138	158	173	222	210	159	224	195	185	147	153	187	170	159	122	147	2932
07/25/22	180	139	163	176	222	211	163	226	193	194	153	152	192	169	153	127	149	2962
07/26/22	180	141	162	176	225	212	162	229	194	196	157	152	190	166	153	130	152	2977
07/27/22	179	145	164	175	223	215	162	232	194	200	161	152	190	167	153	130	151	2993
07/28/22	176	151	161	171	222	218	164	231	192	198	166	150	188	166	151	128	154	2987
07/29/22	173	148	162	173	219	218	163	224	188	199	165	148	188	164	154	127	152	2965
July AVG	182	138	163	174	216	204	162	223	190	189	152	153	192	167	161	129	146	2941
	↑	★	↑	↑	↑	↑	↑	↑	↑	↑	↓	↑	↓	↑	↓	★	★	
Rankings	11	2	8	10	16	15	7	17	13	12	4	5	14	9	6	1	3	

DISPOSITION TOTALS FOR COUNTY CRIMINAL COURTS

2020	Jan	Feb	Mar	April	May	Jun	Jul	Aug	Sept	Oct	Nov	Dec	Average	Total
Avg	273	191	137	67	117	120	152	122	135	141	113	120	140	1685
TOTAL DISPOSTIONS	3270	2288	1645	800	1401	1437	1818	1458	1615	1696	1354	1443	1685	20,225
2021	Jan	Feb	Mar	April	May	Jun	Jul	Aug	Sept	Oct	Nov	Dec	Average	Total
Avg	116	110	150	167	128	188	153	150	180	169	161	178	154	1850
TOTAL DISPOSTIONS	1389	1320	1805	2003	1534	2259	1831	1800	2158	2026	1928	2141	1850	22,194
2022	Jan	Feb	Mar	April	May	Jun	Jul	Aug	Sept	Oct	Nov	Dec	Average	Total
CCC1	133	135	182	217	288	480	129						223	1564
CCC2	122	136	161	134	284	438	159						205	1434
CCC3	216	196	260	254	253	436	196						259	1811
CCC4	125	201	310	208	227	280	195						221	1546
CCC5	175	119	186	219	163	260	256						197	1378
CCC6	122	145	209	207	298	467	229						240	1677
CCC7	114	110	163	208	186	215	233						176	1229
CCC8	187	153	178	145	215	227	227						190	1332
CCC9	251	263	276	242	271	300	278						269	1881
CCC10	115	180	219	176	217	395	293						228	1595
CCC11	114	151	182	193	255	382	246						218	1523
CCAP2	255	153	171	239	354	507	311						284	1990
Avg	161	162	208	204	251	366	229	#DIV/0!	#DIV/0!	#DIV/0!	#DIV/0!	#DIV/0!	226	1580
TOTAL DISPOSTIONS	1929	1942	2497	2442	3011	4387	2752	0	0	0	0	0	2709	18,960

*** Please note that CCAP1 Totals are CLASS C APPEALS ***

													Average	Total
CCAP1	203	207	205	154	277	260	296						229	1602

Female Jail Pleas

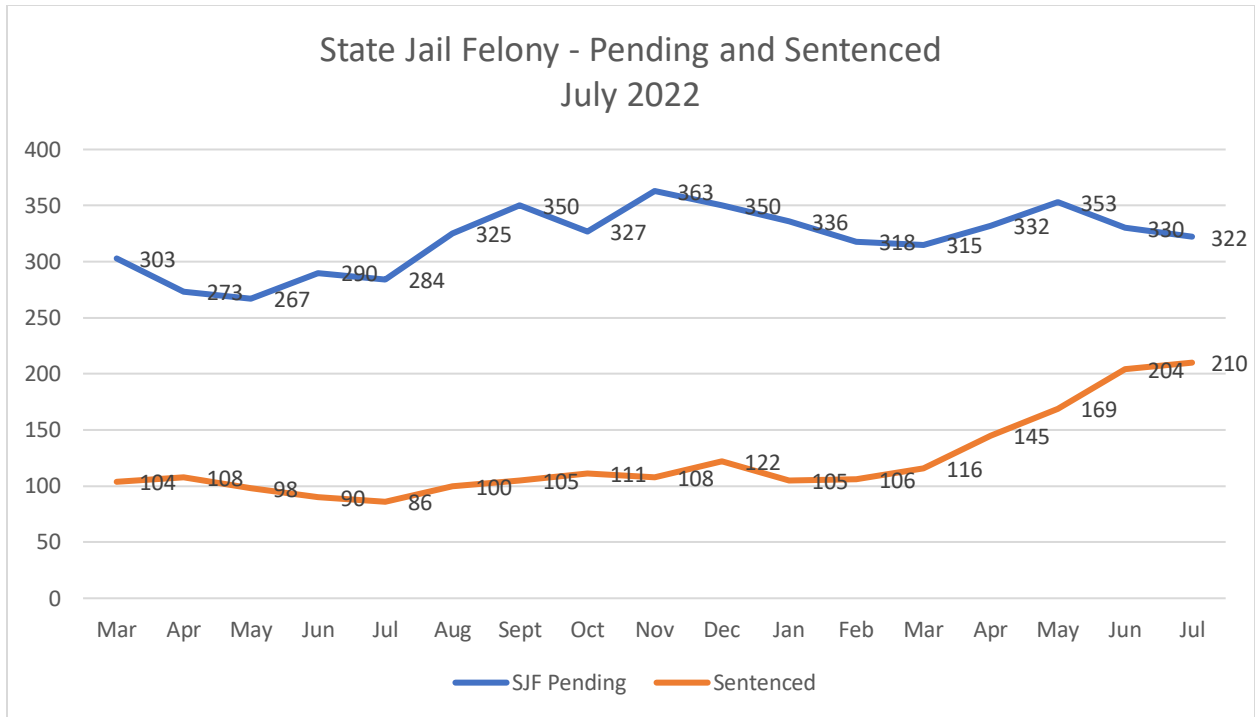
													Average	Total
MAGISTRATE COURT	30	-	-	54	24	55	67						46	230

Average Pending Dispos (in Jail) by County Criminal Court

07/01/2022-07/31/2022

DATE	CCC1	CCC2	CCC3	CCCAP1	CCC4	CCC5	CCC6	CCC7	CCC8	CCC9	CCC10	CCCAP2	CCC11	Total
	PATTERSON	HAYES	MOOREHEAD	WADE	MULDER	GREEN	KING	EDWARDS	WHITE	HOFFMAN	MULLIN	LUTHER	KELLY	
07/01/22	127	154	174	192	131	153	160	163	148	162	111	151	129	1955
07/04/22	135	159	176	190	132	157	157	161	148	164	114	157	121	1971
07/05/22	136	161	179	187	132	161	157	163	155	169	118	159	126	2003
07/06/22	132	153	177	186	129	159	152	164	151	168	119	162	126	1978
07/07/22	133	157	174	185	125	155	152	165	149	165	120	154	128	1962
07/08/22	132	160	174	186	123	156	149	161	151	162	119	156	122	1951
07/11/22	140	155	174	188	127	157	153	161	152	168	122	158	130	1985
07/12/22	138	152	173	185	130	159	154	158	152	176	120	155	131	1983
07/13/22	138	153	169	183	128	158	153	154	148	175	117	155	128	1959
07/14/22	140	155	168	183	126	154	150	152	150	176	119	155	130	1958
07/15/22	145	159	169	182	128	157	157	152	147	176	116	158	131	1977
07/18/22	153	160	175	177	133	161	160	158	157	179	118	162	136	2029
07/19/22	150	162	172	176	129	158	151	154	151	180	119	158	132	1992
07/20/22	147	160	162	176	128	159	152	152	154	181	116	167	128	1982
07/21/22	151	160	162	178	130	159	152	161	155	177	116	162	132	1995
07/22/22	150	154	166	178	133	160	154	162	156	180	111	165	127	1996
07/25/22	145	158	168	178	135	166	150	167	164	175	114	166	131	2017
07/26/22	148	158	171	174	135	168	152	170	159	180	117	164	133	2029
07/27/22	146	162	168	177	130	164	152	166	157	178	120	173	133	2026
07/28/22	146	165	167	179	134	164	151	165	154	179	119	170	131	2024
07/29/22	149	166	165	179	130	165	150	169	154	184	121	174	129	2035
July AVG	142	158	171	182	130	160	153	161	153	174	117	161	129	1991
	↑	↑	↑	↓	★	↑	↑	↓	↓	↑	★	↑	★	
Rankings	4	7	11	13	3	8	T-5	T-9	T-5	12	1	T-9	2	

**New Report beginning on 02.18.2022



Row Labels	Count of INMATE_NAME
194th Judicial District Court (FM)	25
195th Judicial District Court (FN)	21
203rd Judicial District Court (FP)	13
204th Judicial District Court (FQ)	19
265th Judicial District Court (FR)	15
282nd Judicial District Court (FS)	25
283rd Judicial District Court (FT)	11
291st Judicial District Court (FU)	29
292nd Judicial District Court (FV)	5
363rd Judicial District Court (FW)	20
Criminal District Court No. 1 (FH)	31
Criminal District Court No. 2 (FI)	12
Criminal District Court No. 3 (FJ)	20
Criminal District Court No. 4 (FK)	24
Criminal District Court No. 5 (FL)	30
Criminal District Court No. 6 (FX)	21
Criminal District Court No. 7 (FY)	19
DIVERT	2
Grand Total	342

Offense	Count
Possession	194
Theft	58
UUMV	22
Burglary	24
Other	44
Total	342

Defendants in jail pending lab analysis									
Date	DEA	DPS	Tarrant	SWIFS	NMS	ARMSTRONG	NOT AT SWIFS	Total	Total SWIFS over 30 days
01/09/18	3	72	14	38				127	0
02/05/18	2	44	13	65				124	0
03/09/18	1	60	16	41				118	1
04/10/18	3	68	14	25				110	0
05/07/18	2	97	19	54				172	0
06/09/18	2	106	20	58				186	1
07/09/18	2	103	6	50				161	3
08/06/18	1	95	1	38				135	1
09/04/18	2	100	0	21				123	0
10/16/18	0	121	0	7				128	0
11/13/18	0	161	0	37				198	0
12/12/18	0	141	0	38				179	0
01/04/19	0	163	0	36				199	0
02/05/19	0	162	0	34				196	0
03/07/19	0	107	0	4				111	0
04/10/19	0	86	0	18				104	0
05/10/19	0	91	0	18				109	0
06/10/19	0	61	0	19				80	1
07/05/19	3	55	0	8				66	0
08/09/19	4	30	2	22				58	0
09/10/19	5	19	0	13				37	0
10/09/19	4	17	6	13				40	0
11/09/19	4	14	1	6				25	0
12/06/19	4	16	0	5				25	0
01/07/20	1	15	0	0				16	0
02/07/20	1	27	0	6				34	2
03/02/20	0	8	0	3				11	0
04/03/20	0	14	0	2				16	0
05/08/20	0	10	0	4				14	2
06/05/20	0	11	0	0	2	1		14	0
07/06/20	0	20	0	0	1	1		22	0
08/04/20	0	8	0	1	0	1		10	1
09/04/20	0	22	0	9	0	2		33	3
10/04/20	0	12	0	1	1	0		14	1
11/06/20	0	20	0	5	2	0		27	1
12/03/20	0	15	0	2	0	0		17	1
01/04/21	0	10	0	14	0	1		25	14
02/04/21	0	12	0	5	1	0		18	5
03/04/21	0	17	0	18	1	0		36	18
04/05/21	0	9	0	4	2	0		15	4
05/05/21	0	26	0	45	10	6		87	18
06/04/21	0	20	0	15	7	11		53	3
07/06/21	0	14	0	19	7	15		55	0
08/05/21	3	10	0	11	3	11	1	39	0
09/02/21	2	32	0	40	3	11	6	94	0
10/05/21	0	40	0	60	4	7	0	111	0
11/05/21	2	8	0	18	7	3	5	43	0
12/03/21	0	8	0	35	5	2	0	50	6
01/05/22	0	29	0	49	4	4	2	88	6
02/05/22	2	33	0	43	2	2	0	82	5
03/04/22	0	12	0	23	0	2	1	38	4
04/01/22	0	20	0	15	2	0	0	37	4
05/05/22	6	17	0	65	1	2	0	91	5
06/03/22	3	22	0	48	1	0	0	74	2
07/05/22	1	31	0	86	5	5	1	129	9
08/05/22	0	42	0	77	5	10	0	134	8

FY2022 Public Defender's Office Summary Statistics for Misdemeanor Courts July 2022		
Court/Judge	New Cases	Total Dispositions
CCC #1/Patterson (2 PD AVG 200)	182	157
CCC #2/Hayes (1 PD AVG 100)	100	133
CCC #3/Moorehead (2 PD AVG 200)	157	172
CCC #4/Mulder (1 PD AVG 100)	87	84
CCC #5/Green (1 PD AVG 100)	97	54
CCC #6/King (1 PD AVG 100)	100	99
CCC #7/Edwards (1 PD AVG 100)	50	253
CCC #8/White (1 PD AVG 100)	63	122
CCC #9/Hoffman (2 PD AVG 200)	154	239
CCC #10/Mullin (No PD)	0	0
CCC #11/Kelly (1 PD AVG 75)	78	71
CCCAP #2/Luther (2 PD AVG 200)	170	125
Y-T-D Totals	1238	1509
Courts are required to assign an average of 100 cases per month to each PD.		

CCC 11: Court is a family violence court and the numbers in this court are typically lower compared to non-family violence courts.

FY2022 Public Defender's Office Summary Statistics for Felony Courts July 2022		
Court/Judge	New Cases	Total Dispositions
CDC - Clinton (1 PD AVG. 30)	31	20
CDC #2 - Kennedy (4 PD AVG. 120)	127	123
CDC #3 - G. Lewis (2 PD AVG. 60)	63	62
CDC #4 - Collins (2 PD AVG. 60)	63	67
CDC #5 - Thompson (2 PD AVG. 60)	60	34
CDC #6 - Howard (1 PD AVG. 30)	30	32
CDC #7 - Anyiam (1 PD AVG. 30)	33	26
194th - White (3 PD AVG. 90)	98	103
195th - Garza (2 PD AVG. 60)	65	82
203rd - Jones (2 PD AVG. 60)	60	50
204th - Kemp (No PD)	0	0
265th - Bennett (2 PD AVG. 60)	64	52
282nd - Givens (No PD)	0	0
283rd - Mays (2 PD AVG. 60)	53	60
291st - Huff (2 PD AVG. 60)	65	56
292nd - Birmingham (3 PD AVG. 90)	90	82
363rd - Holmes (2 PD AVG. 60)	65	81
Y-T-D Totals	967	930
Courts are required to assign between 30 & 35 cases per month per PD.		

HARRY INGRAM		FY2022 ATLAS STATISTICS											203rd				
MONTH	BEGINNING # OF PENDING CASES	+NEW CASES RECEIVED THIS MONTH	=TOTAL CASES	TBJ	TBC	PLEAS	REV	GRADUATES	PROBATION MODIFICATIONS	DISMISSALS	OTHERS	TOTAL DISPOSITIONS	ENDING # PENDING CASES **	CURRENT ATLAS PARTICIPANTS	CURRENT PARTICIPANTS IN CUSTODY	FORMER ATLAS PARTICIPANTS	BOND
July	43	0	43	0	0	0	0	12	0	0	0	12	31	17	0	0	17

HARRY INGRAM		FY2022 MISDEMEANOR DIVERT MENTAL HEALTH COURT STATS											CCCAP1/WADE				
MONTH	BEGINNING # OF PENDING CASES	Rediverts	+NEW CASES RECEIVED THIS MONTH	=TOTAL CASES	TBJ	TBC	PLEAS	DISMISSAL	OTHER	TOTAL DISPOSITIONS	ENDING # PENDING CASES **	CURRENT PARTICIPANTS	NUMBER OF GRADUATES	BOND***			
July	14	0	3	17	0	0	0	3	5	8	9	12	2	12			

HARRY INGRAM		FY2022 S.E.T. STATISTICS											291st				
MONTH	BEGINNING # OF PENDING CASES	+NEW CASES RECEIVED THIS MONTH	=TOTAL CASES	TBJ	TBC	PLEAS	REV	GRADUATES	PROBATION MODIFICATIONS	DISMISSALS	OTHERS	TOTAL DISPOSITIONS	ENDING # PENDING CASES **	CURRENT PARTICIPANTS	CURRENT PARTICIPANTS IN CUSTODY	FORMER PARTICIPANTS	BOND
July	50	6	56	0	0	0	0	8	0	0	3	11	45	27	2	0	25

July		FY2022 MHPD STATS														
	BEGINNING # OF PENDING CASES	+NEW CASES RECEIVED THIS MONTH	=TOTAL CASES	TRIALS	PLEAS	COND. DISM.	REVK	REVC	DISMISSALS	INCOMP ETENT	REFER RALS	OTHER COUNS EL APPT.	TOTAL CLOSED			
R. Lenox	277	63	340	0	12	1	0	0	3	4	0	12	32			
L. Strather*			0										0			

*PD unable to submit stats by deadline.

July		FY2022 FELONY COMPETENCY STATISTICS														
MONTH	BEGINNING # OF CASES	NEW CASES THIS MONTH	TBJ	TBC	Alt. Trial Dispos.	PLEAS	REVO-CATION S	DISMISSALS	PROBATION	COMP. HRG.	EXTENS IONS	CIVIL COMMI T.	MHMR REFERR AL	CONSUL TS	OTHER	ENDING # OF PEOPLE IN OCR
M. Harden	146	12	0	0	0	3	1	4	12	0	12	4	1	0	4	13
R. Scott	30	1	0	0	0	3	0	0	0	0	0	0	0	0	0	2

RANDALL SCOTT		FY2022 MISDEMEANOR COMPETENCY STATISTICS														
MONTH	BEGINNING # OF CASES	NEW CASES THIS MONTH	TBJ	TBC	Alt. Trial Dispos.	PLEAS	REVO-CATION S	DISMISSALS	PROBATION	COMP. HRG.	EXTENS IONS	CIVIL COMMI T.	MHMR REFERR AL	CONSUL TS	OTHER	ENDING # OF PEOPLE IN OCR
July	153	46	0	0	0	2	0	0	70	0	16	0	2	0	0	19

July		MI Court																							
MONTH	TOTAL NEW CASES RECEIVED	NEW CLIENTS AT TERRELL	NEW CLIENTS AT GREEN OAKS	NEW CLIENTS AT MEDICAL CENTER MCKINNEY	NEW CLIENTS AT PARKLAND	NEW CLIENTS AT DALLAS BEHAVIORAL HEALTH	NEW CLIENTS AT GARLAND BEHAVIORAL	NEW CLIENTS AT CLEMENTS (formerly ZALE LIPSHY)	NEW CLIENTS AT HICKORY TRAILS	NEW CLIENTS AT METHO DIST RICHARDSON	NEW CLIENTS AT DALLAS PRESBY TERIAN	NEW CLIENTS AT VA	NEW CLIENTS AT WELLBRI DGE	NEW CLIENTS AT GLEN OAKS	NEW CLIENTS AT TEXOMA	NEW CLIENTS AT PERIMETER BEHAVIORAL HEALTHCARE	NEW CLIENTS AT THR ARLINGTON	MRR/MILLWOOD/H AVEN	PROBA BLE CAUSE HEARINGS HELD	NO CONTE ST COMMI T	CONTE STED COMMI T	FORCED MEDS HEARING IN COURT	MODI FICATI ON HEARINGS	OUT-PATIE NT COMMI T	IN-PATIE NT COMMI T
L. Roberts	35	8	0	7	0	0	0	0	0	0	0	0	0	18	0	2	0	0	0	0	7	11	0	0	0
C. Cox	130	0	0	0	104	0	0	3	0	0	23	0	0	0	0	0	0	0	2	0	13	10	1	0	0
K. Nelson	161	0	0	0	0	40	0	0	100	0	0	21	0	0	0	0	0	0	1	0	19	16	0	0	0
R. Black	119	0	53	0	0	0	0	0	0	37	0	0	29	0	0	0	0	0	8	0	10	10	0	0	0

*PD unable to submit stats by deadline.

DAN ECKSTEIN		MHPR BOND STATS										
MONTH	INITIAL ELIGIBILITY DAILY LIST (MH FLAGS)	MHPR BOND APPOINTMENTS FROM DAILY LIST (MH FLAGS MINUS THOSE SCREENED-OUT)	MHPR BOND HEARING-BOND GRANTED (# of clients)	MHPR BOND HEARING-BOND DENIED (# of clients)	TOTAL HEARING S (# of clients)	Total # of Cases	Total # of Felony Cases	# of Felonies Approved	# of Felonies Denied	Total # of Misd. Cases	# of Misd's Approved	# of Misd's Denied
July	1892	209	33	10	43	72	52	37	15	20	17	3

MENTAL HEALTH PERSONAL RECOGNIZANCE BONDS--ATTORNEY CASE APPOINTMENTS
OCTOBER 2021 - SEPTEMBER 2022

MISDEMEANOR	1441
TOTAL FY2022	

PUBLIC DEFENDER	
Misdemeanors	833

FELONY	1371
TOTAL FY2022	

PUBLIC DEFENDER	
TOTAL	325
FS	198
F3	82
F2	35
F1	10

*This is the total number of misdemeanor cases for clients considered for MH PR Bonds for the defined period. Of these cases, the numbers below reflect the attorneys appointed to handle the cases beyond the MH PR Bond hearing.

PRIVATE APPOINTED	
Misdemeanors	237

PRIVATE RETAINED	
Misdemeanors	11

NO ATTORNEY	
Misdemeanors	360

**This is the total number of felony cases for clients considered for MH PR Bonds for the defined period. Of these cases, the numbers below reflect the attorneys appointed to handle the cases beyond the MH PR Bond hearing.

PRIVATE APPOINTED	
TOTAL	666
FS	314
F3	177
F2	123
F1	52

PRIVATE RETAINED	
TOTAL	9
FS	3
F3	5
F2	1
F1	0

NO ATTORNEY	
TOTAL	371
FS	187
F3	104
F2	55
F1	25

*The numbers below for each month may change as attorneys are appointed on cases which previously had no attorney appointed, and are most accurate 60 days out.

	Public Defender					Private Appointed					Private Retained					No Attorney				
	Misd	FS	F3	F2	F1	Misd	FS	F3	F2	F1	Misd	FS	F3	F2	F1	Misd	FS	F3	F2	F1
Oct-21	51	13	5	1	1	15	17	7	6	1	2	0	2	1	0	47	21	14	10	1
Nov-21	69	26	8	5	0	25	32	28	12	6	1	0	0	0	0	22	12	2	4	1
Dec-21	81	19	6	3	0	19	33	16	15	6	2	0	0	0	0	21	14	5	2	1
Jan-22	59	13	5	3	1	10	17	20	7	7	0	1	0	0	0	51	31	23	7	4
Feb-22	82	18	12	5	1	11	20	10	11	3	0	0	0	0	0	35	26	6	4	2
Mar-22	103	33	6	3	5	37	36	15	17	7	3	1	2	0	0	24	4	7	6	2
Apr-22	75	16	9	1	1	21	37	21	13	5	0	0	0	0	0	55	17	7	7	4
May-22	104	22	9	7	0	32	41	22	10	4	0	0	0	0	0	63	34	29	8	5
Jun-22	112	23	9	4	0	30	41	21	18	4	2	1	0	0	0	25	15	7	5	3
Jul-22	97	15	13	3	1	37	40	17	14	9	1	0	1	0	0	17	13	4	2	2
Aug-22	0	0	0	0	0	0	0	0	0	0	0	0	0	0	0	0	0	0	0	0
Sep-22	0	0	0	0	0	0	0	0	0	0	0	0	0	0	0	0	0	0	0	0
TOTAL	833	198	82	35	10	237	314	177	123	52	11	3	5	1	0	360	187	104	55	25

Bond Hearings

Court	# OF CLIENTS	CLIENTS WITH MH DIAGNOSIS	# OF HEARINGS SET	# OF CASES	PR BOND GRANTED	BOND AMOUNT REDUCED	BOND AMOUNT NOT CHANGED	WAIVED	DISPOSED	DISMISSED	OTHER
CCC 1	37	11	48	48	27	4	3	12	0	0	2
CCC 2	46	19	71	68	41	4	2	23	0	0	1
CCC 3	55	31	70	70	34	7	4	17	0	0	8
CCC 4	32	16	40	34	21	5	4	9	0	0	1
CCC 5	24	13	31	31	9	3	6	10	0	0	3
CCC 6	56	24	78	78	22	7	1	44	0	0	4
CCC 7	18	10	22	22	7	5	2	6	1	0	1
CCC 8	30	12	39	38	4	2	14	8	0	0	11
CCC 9	46	20	58	58	26	8	2	21	0	0	1
CCC 10											
CCC 11	45	10	60	60	3	13	26	12	0	0	6
CCCAP2	69	23	98	98	24	19	13	39	0	0	3
TOTAL	458	189	615	605	218	77	77	201	1	0	41

*# OF HEARINGS SET captures cases that may be heard more than once (ex: PR Bond is initially denied, or client is rearrested on the same charge).
 *WAIVED captures hearings waived by attorney request (ex: ICE hold, felony pending, etc.), or by attorney request due to competency concerns.
 *DISPOSED captures cases disposed plead in lieu of hearing, after hearing preparation; dismissals are recorded separately.
 *OTHER captures any situation not otherwise listed (ex: attorney hired day of hearing; bond posted of hearing, etc., only if client was interviewed and attorney prepared case for hearing).

Dallas County Pretrial Services
Smart Justice Unit
July 2022 Statistical Summary Report

Month/Year	Total Supervised Cases Start Of Month	Total New Granted Defendants	# New Misd Bonds	# New Felony Bonds	Initial MH # Reviewed	# Initially Eligible	# Orders Signed	Presented for Hearing	Denied by Judge	Other	Level 1	Level 2	Level 3	Level 4	Successful Close outs	Unsuccessful Close outs	Active CD Count	Total Supervised SJ Cases End Of Month
Apr-2021	269	24	11	22	1422	162	212	31	4	3	14	6	4	0	12	14		267
May-2021	267	16	7	15	1418	168	209	29	8	5	12	4	0	0	9	20		254
Jun-2021	254	46	15	47	1606	206	252	67	18	3	31	7	8	0	7	16		277
Jul-2021	277	36	12	31	1354	157	202	44	8	0	25	6	4	1	8	18		287
Aug-2021	287	29	12	34	1576	175	218	48	19	0	17	11	1	0	14	22		280
Sep-2021	280	39	20	35	1721	189	248	50	9	2	27	6	6	0	5	16		298
Oct-2021	298	38	20	36	1441	152	214	50	12	0	19	13	5	1	9	18		309
Nov-2021	309	33	15	27	1673	196	250	46	13	0	27	2	4	0	11	15		316
Dec-2021	316	41	8	42	1787	192	233	53	11	1	24	11	6	0	14	25	14	318
Jan-2022	318	39	9	46	1513	182	257	48	9	0	26	8	5	0	10	30	16	317
Feb-2022	317	31	11	27	1534	194	251	45	11	3	22	6	2	1	8	13	16	327
Mar-2022	327	48	17	44	2033	239	302	70	19	3	25	16	7	0	26	26	18	323
Apr-2022	323	32	17	33	1916	209	286	48	13	3	17	5	8	2	17	29	19	309
May-2022	309	45	21	48	2070	265	376	67	19	3	29	5	6	1	8	24	19	322
Jun-2022	322	46	22	47	2007	225	308	60	13	1	29	9	7	1	23	28	15	317
Jul-2022	317	29	5	41	1890	208	279	42	12	1	16	6	7	0	7	24	14	315

April 2017- Present									
	Initial MH #	Eligible	# Orders Signed	Presented	Denied	Other	Granted	Misd	Felony
Totals:	91,885	11,837	15,264	3,059	527	79	2,453	1,268	2,201

Dallas County Pretrial Services
Electronic Monitoring Unit
JULY 2022 Statistical Summary Report

Month/Year	Total Supervised Cases Start Of Month (ELM/ASP)	TOTAL NEW BOND ELM DEFENDANTS	TOTAL NEW ASP DEFENDANTS	SUCCESSFUL CLOSE OUTS	UNSUCCESSFUL CLOSE OUTS	Total violations submitted - NEW OFFENSE	Total violations submitted - Technical Violations	Total Jail Bed Days x Cost	Total Jail Bed Expenses Saved	Total Supervised Cases End Of Month (ELM/ASP)
Jul-2021	875	101	15	105	63	5	149	25,591 x 59.18	\$1,214,475.38	826
Aug-2021	826	138	10	78	51	2	145	25,961 x \$59.18	\$1,536,371.98	845
Sep-2021	845	105	11	75	39	2	137	25,161 x \$59.18	\$1,536,371.98	847
Oct-2021	847	105	15	71	42	3	124	26,488 x \$67.20	\$1,779,993.60	854
Nov-2021	854	157	22	144	55	3	142	25,775 x \$67.20	\$1,732,080.00	834
Dec-2021	834	140	12	113	44	1	144	25,015 x \$67.20	\$1,681,008.00	829
Jan-2022	829	92	13	61	42	4	116	24,509 x \$67.20	\$1,647,004.80	831
Feb-2022	831	107	11	56	36	5	113	24,338 x \$67.20	\$1,635,513.60	857
Mar-2022	857	115	22	100	58	5	180	25,716 x \$67.20	\$1,728,115.20	836
Apr-2022	836	144	9	134	52	9	191	23,796x \$67.20	\$1,599,091.20	803
May-2022	803	122	14	94	56	6	168	39,250 x \$67.20	\$2,637,60.00	789
Jun-2022	789	137	12	112	45	14	162	23,648 x \$67.20	\$1,589,145.60	781
Jul-2022	781	140	13	132	37	14	162	23,648 x \$67.20	\$1,589,145.60	765

Dallas County Pretrial Services

Alcohol Monitoring Unit

July 2022 Statistical Summary Report

Month/Year	Total Supervised Cases Start Of Month	Pending Bond Orders (Assigned + Unassigned)	Total New Cases Activated	Number of Successful Closeouts	Number of Unsuccessful Closeouts	Count of Violations Submitted to Court	Count of Installation notices submitted	Count of Supervised Cases (End of Month)	Supervision Fees Collected
Jun-2021	1530	265	183	137	10	339	144	1551	\$ 15,245.00
Jul-2021	1551	174	201	78	23	318	94	1577	\$ 13,540.50
Aug-2021	1577	180	136	111	13	330	65	1608	\$ 15,660.50
Sep-2021	1608	293	154	125	16	305	81	1621	\$ 12,499.80
Oct-2021	1621	197	128	85	12	275	100	1652	\$ 14,885.00
Nov-2021	1652	262	137	97	25	243	76	1667	\$ 17,395.50
Dec-2021	1667	190	81	79	14	179	54	1655	\$ 13,470.50
Jan-2022	1655	157	122	90	17	218	74	1670	\$ 14,479.50
Feb-2022	1670	155	109	79	13	179	63	1687	\$ 15,664.00
Mar-2022	1687	168	150	140	23	237	82	1674	\$ 18,161.00
Apr-2022	1674	155	159	129	11	191	56	1693	\$ 14,355.00
May-2022	1693	154	158	154	10	185	84	1687	\$ 16,460.00
Jun-2022	1687	153	154	157	5	184	76	1679	\$ 14,608.00
Jul-2022	1679	190	123	158	15	234	80	1629	\$ 15,374.00

Dallas County Pretrial Services
General PT Bond Supervision Unit
July 2022 Statistical Summary Report

Month/Year	Total Supervised Cases Start Of Month	Total New PT Bond Defendants	Total New Court Ordered Cases	# of Felony Bonds	# of Mis Bonds	Successful Close outs	Unsuccessful Close outs	Total Interviews Conducted	Average dail Jail book in	Fees Collected	Fees Waived	Total Supervised Cases End Of Month
Jul-2021	188	1	8	1	1	16	4	17	139	\$0.00	\$50.00	177
Aug-2021	177	2	7	2	0	8	4	32	136	\$0.00	\$180.00	174
Sep-2021	174	1	6	0	1	8	5	19	136	\$0.00	\$20.00	168
Oct-2021	168	2	4	0	2	13	2	14	129	\$0.00	\$65.00	159
Nov-2021	159	5	4	4	5	11	1	17	123	\$210.00	\$175.00	156
Dec-2021	156	1	2	0	1	5	5	9	120	\$20.00	\$0.00	149
Jan-2022	149	8	6	5	4	7	8	22	122	\$230.00	\$110.00	148
Feb-2022	148	7	6	3	6	6	1	21	123	\$60.00	\$330.00	154
Mar-22	154	2	9	2	1	8	1	17	137	\$0.00	\$60.00	155
Apr-22	155	8	2	2	8	10	6	30	139	\$20.00	\$245.00	149
May-22	149	9	3	3	9	10	2	14	137	\$270.00	\$240.00	149
Jun-22	149	10	11	7	6	10	12	36	138	\$180.00	\$530.00	148
Jul-22	148	7	3	6	2	7	8	32	139	\$85.00	\$375.00	143

DCSO - SUPPORT SERVICES WEEKLY STATISTICAL SUMMARY

DETENTION EARLY WARNING REPORT

			AS OF		7:00:15 AM	ON 08/05/2022					
	CURRENTLY IN JAIL	AVG-STAY DAYS	1-10 DAYS	11-20 DAYS	21-30 DAYS	31-40 DAYS	41-50 DAYS	51-60 DAYS	61-70 DAYS	GT-70 DAYS	% OF TOTAL POP
G BENCH WARRANTS	29	253.77	2	1	0	3	1	1	1	20	0.47%
R OUT OF COUNTY/STATE HOLD	58	39.53	36	4	3	0	2	0	1	12	0.93%
ZZ DEFAULT -- IN ERROR	67	33.37	53	2	0	0	1	1	0	10	1.08%
TOTAL	154	108.89									

** Weighted Avg.

Jail Population on 8/5/2022 = 6,227

Comments:

	Report Date		08/05/22
BENCH WARRANTS:	29	13	Ready to Return to TDC
		0	Awaiting to be sentenced/confirmation
		14	Holding as a witness
		1	US Marshall
		1	Special Program
OUT OF COUNTY /STATE HOLD:	58	52	In-State out of county still in the allowed 10-day period
		4	Released
		2	Special Program
DEFAULT - IN ERROR:	67	31	Inmate status has been changed from "on floor" to an "assigned location"
		28	Inmate Status is "On Floor" being processed.
		8	Released

(Category represents inmates on the Floor when report is ran)

The over GT-70 are broken down as follows:

Bench Warrants: 8 is holding as a Witness, 1 US Marshall, 11 Ready to Return to TDC, 0 Awaiting sentence, 0 Special Program

Default in Error: 8 Inmates status has an assigned location, 2 Released

Out of County: 9 In-State/out of county 10-day period, 2 Released, 1 Special Program

Misdemeanor Court's JAIL POPULATION INITIATIVE PROGRAM

	1	2	3	4	5	6	7	8	9	10	11	12	13	14	15	16	17	18	19	20	21	22	23	24	25	26	27	28	29	30	31	Monthly Total	Start Date: 6/9/08	
JAN 20	H	7	11			9	13	15	14	3			12	8	4	8	12		H	9	13	9	9			14	9	9	8	6	202	\$ 5,977.18		
FEB 20			15	10	7	8	9			9	8	13	7	13			15	6	10	10	4			30	7	9	11	11			212	\$ 6,273.08		
MAR 20		8	10	15	11	6			15	9	13	10	10			27	13	5	7	10			22	16	8	13	10			29	8	275	\$ 8,137.25	
April 20	1	7	2			2	4	2	4	6			1	7	8	3	3			4	4	6	6	7			11	0	8	5	101	\$ 2,988.59		
May 20	8			4	5	4	7	3			8	5	1	6	8			6	8	3	5	7			H	8	11	12	8		127	\$ 3,757.93		
JUNE 20	3	9	7	6	3			2	1	1	1	2			7	5	5	9	12			11	12	14	12	4			14	15	155	\$ 4,586.45		
JULY 20	5	4	3			19	17	12	11	5			7	10	9	7	11			10	11	10	11	5			10	16	19	22	7	241	\$ 7,131.19	
AUG 20			3	8	10	7	5			9	12	8	14	8			13	16	18	16	5			8	17	16	10	6			18	227	\$ 6,716.93	
SEPT 20	4	10	9	3			H	14	15	8	6			9	13	9	5	4			13	11	15	10	10			16	14	15	232	\$ 6,864.88		
OCT 20	8	3			11	4	4	3	4			10	8	13	8	3			13	9	5	14	11			10	13	30	20	9	213	\$ 6,302.67		
NOV 20		10	9	11	12	7			9	10	2	4	5			12	13	25	19	7				15	15	17	H	H			18	220	\$ 6,509.80	
DEC 20	7	8	14	13			9	13	12	13	5			14	15	13	10	3			8	14	15	H	H			19	17	14	12	248	\$ 7,338.32	
2020 Total																																	\$ 72,584.27	
JAN 21	H			8	9	6	4	11				17	17	10	8	3			H	13	12	5	9			19	17	19	15	7	209	\$ 6,184.31		
FEB 21	8	8	11	11	7			20	14	16	15	9			4	7	12	12	5			5	6	11	14	6					201	\$ 5,947.59		
MAR 21	6	9	11	9	4			15	4	9	8	2			12	17	17	8	6				18	19	14	10	11			14	12	20	255	\$ 7,545.45
April 21	9	2			10	16	16	10	5			11	14	11	7	8			15	19	17	14	5			14	18	21	19	9	270	\$ 7,989.30		
May 21		13	13	10	11	9	3			13	11	9	6	5			6	7	13	11	3			12	10	15	15	4			H	199	\$ 5,888.41	
JUNE 21	13	15	8	4			5	8	10	11	8			4	9	8	8	6			16	14	9	10	7			15	6	17	211	\$ 6,243.49		
JULY 21	6	3			H	6	6	7	10			13	13	15	15	4			10	12	21	15	2			11	13	17	17	10	226	\$ 6,687.34		
AUG 21		12	10	10	11	5			6	9	9	6	5			18	10	11	17	6			12	3	7	10	6			25	23	231	\$ 6,835.29	
SEPT 21	5	6	1			H	9	12	12	8			9	5	5	6	1			10	10	7	3	3			14	12	11	8	157	\$ 4,645.63		
OCT 21	3			4	7	11	9	3			8	7	4	4	4			8	5	5	4	2			4	3	7	5	2		109	\$ 3,662.40		
NOV 21	5	6	3	7	5			8	9	12	8	4			5	5	5	5	2			8	6	5	H	H			12	5	99	\$ 3,326.40		
DEC 21	4	3	1			6	10	10	5	3				6	8	7	5	1			10	5	9	8	H			H	9	8	8	7	134	\$ 4,502.40
2021 Total																																	\$ 69,458.01	
JAN 22			H	6	4	2	3			6	11	13	7	3			H	4	7	7	5			9	10	12	7	3			12	131	\$ 4,401.60	
FEB 22	9	6	3	4			5	6	6	4	5			6	5	12	7	3			10	16	12	6	7			19			151	\$ 5,073.60		
MAR 22	3	7	5	3			8	11	8	11	5			7	9	4	6	2			8	9	8	9	4			10	9	8	10	164	\$ 5,510.40	
April 22	2			7	7	7	6	2			5	3	5	8	5			9	6	5	9	8			11	10	12	10	9		146	\$ 4,905.60		
May 22		7	7	7	3	1			13	9	8	5	5			11	9	9	5	2			10	4	4	8	4			H	24	155	\$ 5,208.00	
JUNE 22	5	1	3			9	7	8	8	1			7	6	6	7	7			H	16	13	10	5			33	41	47	38	278	\$ 9,340.80		
JULY 22	5			H	6	8	3	1			8	11	8	5	4			10	12	12	9	8			15	10	11	12	4		162	\$ 5,443.20		
AUG 22																																0	\$ -	
SEPT 22					H																											0	\$ -	
OCT 22																																0	\$ -	
NOV 22																									H	H						0	\$ -	
DEC 22																											H	H				0	\$ -	
2022 Total																																	\$ 39,883.20	

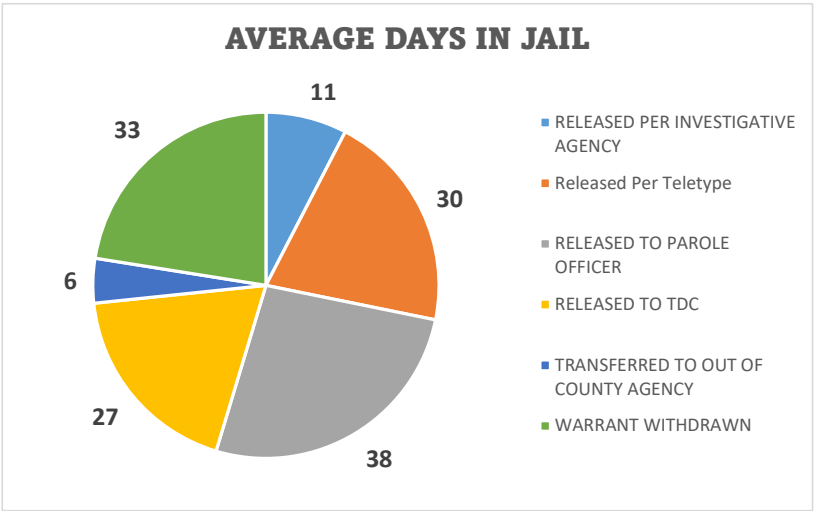
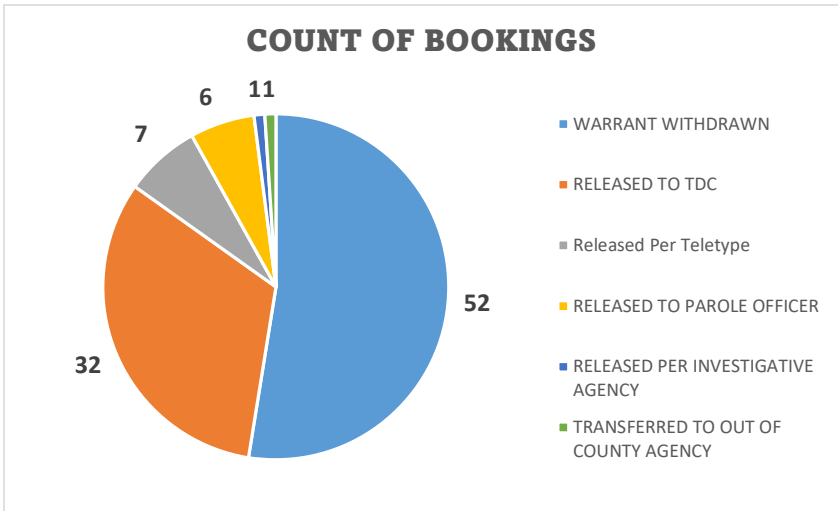
H=Holiday

DALLAS COUNTY SHERIFF'S DEPARTMENT
 FUGITIVE SECTION FISCAL YEAR 2022
 TDCJ MONTHLY ACTIVITY SHEET
 MONTH: JULY 2022

BEGINNING TOTAL OF INMATES PAPER READY:

DATE	ID / SJ		JUDGMENTS PROCESSED	JUDGMENTS RETURNED	#OF INMATES PR / ID	PAR VIOL READY	B/W RTR	# OF INMATES TO TDCJ	#OF INMATES WAITING / ID	ID / SJ				
	JUDGMENTS RECEIVED	SJ JUDGMENTS RECEIVED								#OF INMATES PR / SJ	# OF INMATES TO SJ	#OF INMATES WAITING / SJ	# OF INMATES TO ISF	# OF INMATES TO SAFP
1	36	13	22		15				15	1		1		
2	0	5	0						15	0		1		
3	0	0	0						15	0		1		
4	0	0	0						15	0		1		
5	15	10	13		4				19	4		5		
6	0	1	31					67	-48	1	2	4	12	
7	12	6	47		18			45	-75	0		4		15
8	55	11	5		12		2		-63	1		5		
9	0	0	0					9	-72	0		5		
10	0	0	10						-72	0		5		
11	43	13	36		17				-55	1		6		3
12	19	12	22		13			9	-51	3	9	0	5	2
13	28	7	60		27			42	-66	9		9		
14	9	2	41		16			2	-52	7	2	14		9
15	21	9	20		13				-39	4		18		
16	14	0	0						-39	0		18		
17	0	0	0						-39	0		18		
18	18	4	0		2				-37	0		18		1
19	39	22	33		14			41	-64	3	9	12	6	11
20	2	5	11		9				-55	3		15		
21	39	11	49		17				-38	2		17		14
22	5	7	37		13			0	-25	6		23		
23	0	0	30					0	-25	0		23		
24	0	0	0						-25	0		23		
25	7	4	54		11			37	-51	5		28		1
26	13	7	61		16				-35	5		33		2
27	25	7	69		27			10	-18	2	1	34	5	7
28	14	7	71		38			2	18	9		43		2
29	29	3	80		51			0	69	6		49		
30	0	0	0					0	69	0		49		
TOTAL	443	166	802	0	333	0	2	264	69	72	23	49	28	67

PAROLE VIOLATORS MONTHLY STATISTICS				
TOTAL NUMBER OF PAROLE VIOLATORS(HOLDS ONLY) FOR JULY 2022- 171				
TOTAL NUMBER OF PAROLE RELEASES - 99				
SENTENCE STATUS		COUNT OF BOOKINGS	SENTENCE STATUS	
WARRANT WITHDRAWN		52	WARRANT WITHDRAWN	
RELEASED TO TDC		32	RELEASED TO TDC	
Released Per Teletype		7	Released Per Teletype	
RELEASED TO PAROLE OFFICER		6	RELEASED TO PAROLE OFFICER	
RELEASED PER INVESTIGATIVE AGENCY		1	RELEASED PER INVESTIGATIVE AGENCY	
TRANSFERRED TO OUT OF COUNTY AGENCY		1	TRANSFERRED TO OUT OF COUNTY AGENCY	
TOTAL		99	TOTAL	
			AVERAGE DAYS IN JAIL	
WARRANT WITHDRAWN			WARRANT WITHDRAWN	
RELEASED TO TDC			RELEASED TO TDC	
Released Per Teletype			Released Per Teletype	
RELEASED TO PAROLE OFFICER			RELEASED TO PAROLE OFFICER	
RELEASED PER INVESTIGATIVE AGENCY			RELEASED PER INVESTIGATIVE AGENCY	
TRANSFERRED TO OUT OF COUNTY AGENCY			TRANSFERRED TO OUT OF COUNTY AGENCY	
TOTAL			TOTAL	

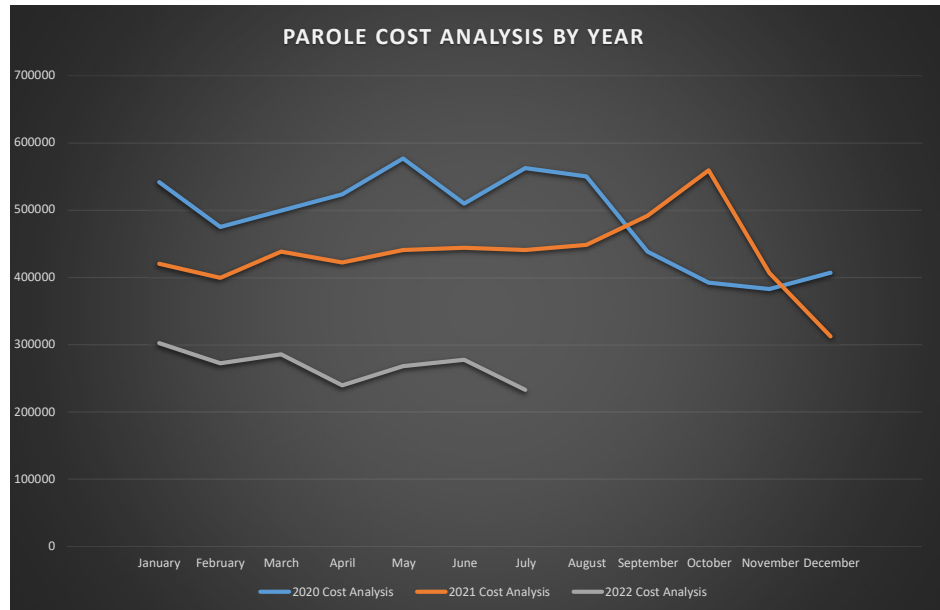
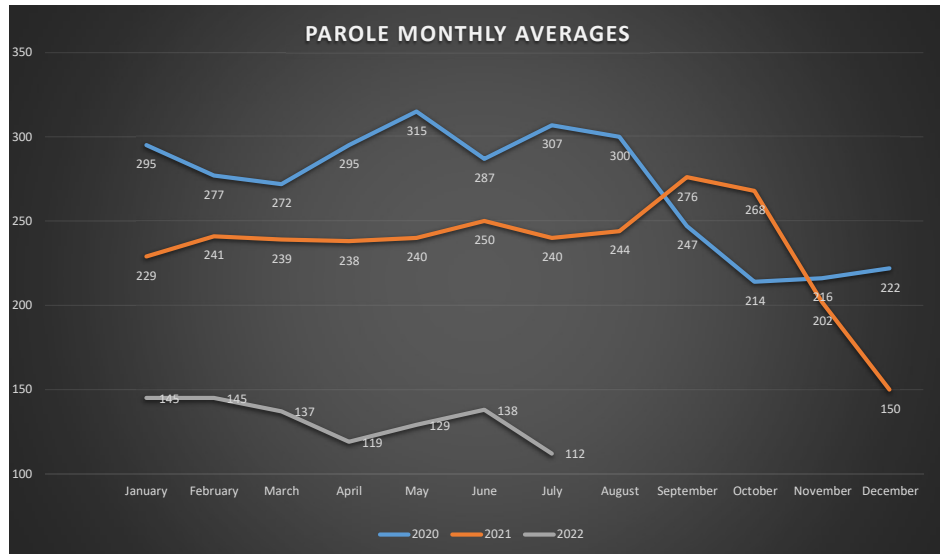


JAIL POPULATION PAROLE AVERAGES AND COST ANALYSIS

2020	Jail Pop Average	Parole Average	Jail Bed Count	Cost Analysis
January	5557	295	9159	\$542,029.62
February	5781	277	8033	\$475,392.94
March	5787	272	8437	\$499,301.66
April	4970	295	8854	\$523,979.72
May	4870	315	9754	\$577,241.72
June	5044	287	8613	\$509,717.34
July	5205	307	9507	\$562,624.26
August	5555	300	9304	\$550,610.72
September	5762	247	7413	\$438,701.34
October	5580	214	6627	\$392,185.86
November	5415	216	6467	\$382,717.06
December	5503	222	6878	\$407,040.04
Monthly Average	5419	271	99,046	
TOTAL COST			\$5,861,542	

2021	Jail Pop Average	Parole Average	Jail Bed Count	Cost Analysis
January	5592	229	7103	\$420,355.54
February	5690	241	6748	\$399,346.64
March	5668	239	7409	\$438,464.62
April	5550	238	7137	\$422,367.66
May	5400	240	7448	\$440,772.64
June	5471	250	7506	\$444,205.08
July	5512	240	7454	\$441,127.72
August	5710	244	7578	\$448,466.04
September	5856	276	8308	\$491,667.44
October	5863	268	8322	\$559,238.40
November	5597	202	6052	\$406,694.40
December	5417	150	4651	\$312,547.20
Monthly Average	5611	235	85,716	
TOTAL COST			\$5,225,253	

2022	Jail Pop Average	Parole Average	Jail Bed Count	Cost Analysis
January	5541	145	4500	\$302,400.00
February	5648	145	4051	\$272,227.20
March	5552	137	4250	\$285,600.00
April	5633	119	3568	\$239,770.00
May	5847	129	3991	\$268,195.00
June	5986	138	4137	\$278,006.40
July	6048	112	3468	\$233,049.60
August				
September				
October				
November				
December				
Monthly Average	5751	132	27,965	
TOTAL COST			\$1,879,248	



ATRS

8-12-2022

Efficiency of the Jail Clinical Evaluation Process

The average lag time of the clinical evaluations during the month of July was 6 days with a range of 0-14.

Productivity (Jail Screens & Evaluations)

April: Screenings: 254
 Evaluations: 239

May: Screenings: 251
 Evaluations: 242

June: Screenings: 143
 Evaluations: 152

July: Screenings: 156
Evaluations: 131

CSCD Residential Placements

As of 8/4/2022:

JTC Census:
163 males - 21 waiting, 13 projected intakes on 8/9/22
38 females - 11 waiting, 8 projected intakes on 8/9/22

DDC Census:
31 males - 2 waiting, 1 projected intake on 8/9/22
18 females - 2 waiting, 1 projected intake on 8/9/22

Total Census: 250

Available Capacity:
JTC – 240 beds
DDC – 60 beds

Community Residential

Homeward Bound

Census: No update available

Waiting: 2 (as of 8/1/22)

Nexus Recovery Center

Census: No update available

Waiting: 8 (as of 8/1/22)

The Salvation Army

Census: 10 (as of 8/2/22)

Waiting: 1 (as of 8/1/22)

CSCD placements

DIRECT COUNT AND NEW PLACEMENTS

Felony

Direct	New
15173	512

Misdemeanor

Direct	New
5810	520

Indirect

16,157

Jail Competency Stats 2022

	Jan	Feb	March	April	May	June	July	Aug	Sept	Oct	Nov	Dec
Active												
New Evals - Incompetent	60 (62%)	71 (70%)	68 (63%)	49 (51%)	62 (64%)	54 (57%)	51 (60%)					
Waiting for the hospital - End of month	368	384	382	392	400	401	405					
*Only misdemeanor charge pending	63	59	73	64	72	74	70					
Maximum Secure Facility	114	120	115	115	124	129	131					
Males	102	107	103	103	111	113	115					
Females	12	13	12	12	13	16	16					
Daily Cost @ \$67.20/day	\$237,484.80	\$225,792.00	\$239,568.00	\$231,840.00	\$258,316.80	\$260,064.00	\$272,899.20					
Non-Maximum Secure Facility	254	264	267	277	276	272	274					
Males	203	205	200	204	193	185	186					
Females	51	59	67	73	83	87	88					
Daily Cost @ \$67.20/day	\$529,132.80	\$496,742.40	\$556,214.40	\$558,432.00	\$574,963.20	\$548,352.00	\$570,796.80					
Returned to jail from the hospital	9	7	16	8	7	11	9					
Closed												
New Evals - Competent	37 (38%)	30 (30%)	40 (37%)	48 (49%)	35 (36%)	41 (43%)	33 (40%)					
Admitted to the state hospital	1	8	18	8	10	20	3					
Maximum Secure Facility	0	0	7	3	3	3	0					
Non-Maximum Secure Facility	1	8	11	5	7	17	3					
Total Competency Evaluations Completed	97	101	108	97	97	95	84					
Average Wait Times (Days)												
Non-Maximum Secure Hospital -- Males	361	364	366	387	401	394	366					
Non-Maximum Secure Hospital -- Females	233	261	292	322	353	371	402					
Maximum Secure Hospital: Article 17.032(a) charges -- Males	774	802	795	795	822	872	903					
Maximum Secure Hospital: Article 17.032(a) charges -- Females	240	268	291	321	315	345	376					
Maximum Secure Hospital: NGRI -- Males	NGRI cases take priority for admission to Vernon State Hospital. Expected admission time is < 30 days											
Maximum Secure Hospital: NGRI -- Females												
*Note: All individuals who are found Not Guilty by Reason of Insanity (NGRI) or found incompetent to stand trial with an offense listed in Article 17.032(a) of the Code of Criminal Procedure must be sent to the maximum-secure hospital in Vernon. All wait times are approximate.												

Jail Competency Stats 2022 (by Doctor)

	Jan	Feb	March	April	May	June	July	Aug	Sept	Oct	Nov	Dec	Totals
Dr. Sarah Baker, M.D. (UTSW)	7	3	7	5	6	2	0						30
Competent	4	2	3	3	2	1	0						15
Incompetent	3	1	4	2	4	1	0						15
Dr. Kyle Clayton, Ph.D.	1	0	0	0	0	0	0	0					1
Competent	0	0	0	0	0	0	0	0					0
Incompetent	1	0	0	0	0	0	0	0					1
Dr. Lisa Clayton, M.D.	15	6	10	5	9	3	6						54
Competent	7	2	3	3	3	1	2						21
Incompetent	8	4	7	2	6	2	4						33
Dr. Kristi Compton, Ph.D.	5	4	0	7	1	3	6						26
Competent	3	3	0	5	1	1	2						15
Incompetent	2	1	0	2	0	2	4						11
Dr. Jeanine Galusha, Ph.D.	1	2	1	0	0	0	0	0					4
Competent	1	1	0	0	0	0	0	0					2
Incompetent	0	1	1	0	0	0	0	0					2
Dr. Warren Lee, M.D.	8	14	17	11	11	13	12						86
Competent	5	6	15	9	7	11	1						54
Incompetent	3	8	2	2	4	2	11						32
Dr. Antoinette McGarrahan, Ph.D.	1	4	0	0	0	0	0	0					5
Competent	1	2	0	0	0	0	0	0					3
Incompetent	0	2	0	0	0	0	0	0					2
Dr. Michael Pittman, M.D.	59	68	73	66	69	74	60						469
Competent	16	14	19	26	23	27	18						143
Incompetent	43	54	54	40	46	47	42						326
Dr. William Yeatts, PsyD	0	0	0	3	1	0	0						4
Competent	0	0	0	2	0	0	0						2
Incompetent	0	0	0	1	1	0	0						2
Total Competency Evaluations Completed	97	101	108	97	97	95	84	0	0	0	0	0	679

Male Jail Based Competency Restoration Monthly Totals														
	22-Jan	22-Feb	22-Mar	22-Apr	22-May	22-Jun	22-Jul						Total	2021 Totals
Beginning of Month	15	14	22	22	20	23	18							
JBCR Referrals	14	17	20	11	13	19	7						101	182
JBCR Referrals Entered Into Program	4	17	13	6	11	10	8						69	133
Successful Completions														
Transitioned to OCR	0	0	0	0	0	0	1						1	5
Found Competent	1	6	3	2	5	5	3						25	51
Case Dismissed/ Community Transition	0	0	1	4	0	4	4						13	17
Unsuccessful Completions/ ICR Transfers														
Transferred to State Hospital	0	0	1	0	1	0	0						2	3
JBCR Discharge: Client Withdraw	0	0	0	0	0	0	0						0	1
JBCR: Client Removed for Clinical Reasons	0	0	0	0	0	1	1						2	14
JBCR Discharge: Client Removed for Behavioral Reasons	2	3	8	2	2	5	1						23	36
End of Month	14	22	22	20	23	18	16						135	
Average LOS in JBCR (Days)	62	69	42	22	81	141	42						459	
Average LOS in Jail for JBCR Successful Completions (Days)	102	88	40	28	106	166	42						572	
Average LOS in Jail for JBCR Unsuccessful Completions (Days)	41	44	48	4	38	74	40						289	
Average LOS for placement for males to Non-Maximum Secure State Hospital	361 days	364 days	366 days	387 days	401 days	394 days	366 days							
Average LOS for placement for males to Maximum-Secure State Hospital	774 days	802 days	795 days	795 days	822 days	872 days	903 days							
Total Jail Beds Saved	1099	899	2246	3009	1728	3074	2592						14647	14136
Total Cost Savings in Jail Bed Days	\$ 73,852.80	\$ 60,412.80	\$ 150,931.20	\$ 20,204.80	\$ 116,121.60	\$ 206,572.80	\$ 174,182.40						\$ 802,278.40	\$ 908,509.14

Female Jail Based Competency Restoration Monthly Totals														
	22-Jan	22-Feb	22-Mar	22-Apr	22-May	22-Jun	22-Jul						Total	2021 Totals
Beginning of Month	7	7	6	5	6	8	12							
JBCR Referrals	6	4	1	5	4	13	11						44	46
JBCR Referrals Entered Into Program	1	1	2	2	7	7	8						28	35
Successful Completions														
Transitioned to OCR	0	0	0	0	0	0	0						0	1
Found Competent	0	1	1	1	2	2	3						10	13
Case Dismissed/ Community Transition	1	0	0	0	0	1	1						3	3
Unsuccessful Completions/ ICR Transfers														
Transferred to State Hospital	0	0	1	0	0	0	0						1	4
JBCR Discharge: Client Withdraw	0	0	0	0	0	0	2						2	2
JBCR: Client Removed for Clinical Reasons	0	0	0	0	0	0	1						1	0
JBCR Discharge: Client Removed for Behavioral Reasons	0	1	1	0	3	0	3						8	0
End of Month	7	6	5	6	8	12	10						54	
Average LOS in JBCR (Days)	49	71	58	118	79	122	64						561	
Average LOS in Jail for JBCR Successful Completions (Days)	49	71	87	118	82	122	68						597	
Average LOS in Jail for JBCR Unsuccessful Completions (Days)	N/A	71	44	N/A	35	N/A	54							
Average LOS for placement for females to Non-Maximum Secure State Hospital														
Average LOS for placement for females to Non-Maximum Secure State Hospital	233 days	261 days	292 days	322 days	353 days	371 days	402 days							
Average LOS for placement for females to Maximum-Secure State Hospital														
Average LOS for placement for females to Maximum-Secure State Hospital	240 days	268 days	291 days	321 days	315 days	345 days	376 days							
Total Jail Beds Saved														
Total Jail Beds Saved	420	395	397	166	832	753	462						3425	1279
Total Cost Savings in Jail Bed Days														
Total Cost Savings in Jail Bed Days	\$ 28,224.00	\$ 26,544.00	\$ 26,678.40	\$ 11,155.20	\$ 55,910.40	\$ 50,601.60	\$ 31,046.40						\$ 230,160.00	\$ 78,558.55

Monthly JIMI/STELLA Jail Mental Health Flag Report

2021 TOTALS

	Total Bookins	Total Unique Individuals Flagged for Mental Health	Mental Health Flag Categories:	NorthStar ID	NTBHA ID	TLETS Match	PAP Flag	MH AIS Flag
YEARLY 2021 TOTAL	48,186	31,313		7,006	9,745	10,515	4,031	23,581
			Percentages	22.40%	31.12%	33.54%	12.90%	75.29%

2022 TOTALS

MONTH	Total Bookins	Total Unique Individuals Flagged for Mental Health	Mental Health Flag Categories:	NorthStar ID	NTBHA ID	TLETS Match	PAP Flag	MH AIS Flag
Jan-22	3,790	1,986		515	756	755	343	1,966
			Percentages	20.44%	30.01%	20.20%	9.18%	52.61%
Feb-22	3,434	1,811		441	712	703	360	1,787
			Percentages	19.60%	31.64%	20.79%	10.64%	52.84%
Mar-22	4,248	2,324		579	920	877	411	2,282
			Percentages	20.49%	32.55%	21.11%	9.89%	54.92%
Apr-22	4,170	2,264		558	903	843	464	2,231
			Percentages	20.31%	32.87%	20.59%	11.33%	54.49%
May-22	4,251	2,312		600	975	898	426	2,270
			Percentages	21.32%	34.65%	21.59%	10.24%	54.58%
Jun-22	4,148	2,274		588	945	837	392	2,245
			Percentages	20.85%	33.51%	20.58%	9.64%	55.20%
Jul-22	4,297	2,817		611	969	873	392	2,200
			Percentages	21.69%	34.40%	20.65%	9.27%	52.51%
Aug-22								
			Percentages					
Sep-22								
			Percentages					
Oct-22								
			Percentages					
Nov-22								
			Percentages					
Dec-22								
			Percentages					

***Note: Data listed above is reflective of unique individuals who receive at least one mental health flag from one of the identified categories. Individuals may be flagged in more than one category. Percentages above are indicative of that specific mental health flag category only.**

Mental Health Flag Categories Explained

NorthStar ID:	Individuals who have an identified service utilization history and service ID from the previous mental health Northstar system
NTBHA ID:	Individuals who have an identified service utilization and service ID from the current mental health NTBHA system
TLETS Match:	Texas Law Enforcement Telecommunications System, Flags sent from DPS that shows individuals who have any history of state-paid MH service
PAP Flag:	Parkland Jail Health Psychological Assessment Program
MH AIS Flag:	Individuals flagged for mental health concerns through the bookin process (from the gold form)