



Jail Population Committee Meeting Agenda

February 10, 2023, 10:00 a.m.

Virtual Microsoft Teams Meeting:

Call-in Line:+1 469-208-1731; Conference ID: 538 292 905#

PowerBI Dashboard-Public Access Link:

<https://www.dallascounty.org/departments/criminal-justice/jail-population.php>

I. Jail Population- Snapshot 02/03/2023 – 6,152

- Detention Early Warning Report (DEWR) Glossary (page 2)
- January 2023 DEWR (page 3)
- January Highlights: **HIGH:** 01/09 of **6,173** & **Low:** 01/13 of **5,988** Range: of **185**
- DEWR Bucket Comparison & Addendum (page 4)
- DEWR Bucket Monthly Averages (page 5 & 6)
- Jail Population Monthly Average Charts & Graphs (pages 7 thru 10)
 - 01/23: 6,084 (+8)
 - 12/22: 6,076 (-16)
 - 11/22: 6,092 (-113)
- Book-in Averages (6 mo.): JAN. 137, DEC. 129, NOV. 135, OCT. 140, SEP. 152, AUG. 153
- Release Averages (6 mo.): JAN. 134, DEC. 134, NOV. 133, OCT. 142, SEP. 156, AUG. 150
- Jan. Book-in (Gender, Homeless, Mental Health) graphs/charts (pages 11 & 12)
- Release totals by category & addendum (pages 13 & 14)
- Average length of stay based on release reason & addendum (pages 15 & 16)
- Waivers by Court and by Month (page 17)
- Felony Courts Monthly Dispositions & Pending Dispo by Court (pages 18 & 19)
- Misdemeanor Courts Monthly Dispositions & Pending Dispo by Court (pages 20 & 21)
- Special Programs list: As of 01/30/23-223 waiting; Wilmer-59, RT-15, **ISF-116**, MH-33

II. District Attorney's Office Activities

- State Jail Unit (SJU)- **Marsha Edwards**
- Intake/Grand Jury Unit- **Ellyce Lindberg/ MaryAnne Gallagher**
- DA's cases pending lab analysis- **Dr. Brittany Casey/ Dr. Sara Dempsey**
- Pretrial Bond Review Hearing-**Kim Nesbitt**

III. Public Defender's Office Activities- Lynn Richardson

- Monthly Court Stats/Mental Health Stats /Mental Health PR Bonds – Attorney Case Appointments

IV. Jail Population Management Team

- Pretrial Services- **Duane Steele/ Jeff Segura/ Miguel Canales**
- Data Management Unit (DMU)- **Jimmy Patterson**
- County Criminal Courts Initiative- **Carla Gilkey**
- Texas Department of Criminal Justice (TDCJ) Activity Reports- **Lt. Eric Wesley**
- Parole Initiatives- **Alethea Robinson/ Laymonde Lee**
- CSCD Updates/ATRS Stats- **Dr. Marta Kang**
- GMJ Update- **Suzanne Bradford**

IV. Behavioral Health Updates- Laura Edmonds

- State Hospital Waitlist Reports
- Jail Based Competency Restoration Monthly Report
- Monthly JIMI/STELLA Jail Mental Health Flag Report

Detention Early Warning Report (DEWR)-Glossary

The DEWR is a 32 line item report which provides a snapshot of the Dallas County Jail Population, capturing the primary case status/category (also referred to as a “bucket”). The DEWR consists of pre-disposition Felony and Misdemeanor cases, and those adjudicated which are awaiting release or transfer.

1	Felony not filed:	Felony arrest made by local law enforcement agencies (LEA's), case has not been accepted by the District Attorney (DA).
2	Felony pending Grand Jury (GJ):	Felony cases accepted for prosecution and awaiting presentation to the GJ.
	Felony not including State Jail	
3	Felonies (SJF):	Felony offenses excluding SJF which have been indicted by the GJ and are now pending in the felony courts.
4	SJF pending disposition:	SJF offenses which have been indicted by the GJ and are now pending in the felony courts.
5	Probation Violators (PV) Felony:	Defendants (Def's) in jail for various violations of the terms and conditions of their felony probation.
	Texas Department of Criminal Justice (TDCJ) over 10 years on appeal or TDC no appeal-	Def's received a felony conviction and were sentenced to TDCJ >10 years; the case may or may not be on appeal. Def is not eligible for bond.
6	Bench Warrants:	Def's being held as a witness in another Def's case; will be transferred back to TDCJ once the case is resolved.
7	TDCJ 10 years or less on appeal:	Def's received a felony conviction and were sentenced to TDCJ <10 years and are appealing their sentence; may be eligible to post bond.
8	Sentenced to SJF:	Def's received a felony conviction and were sentenced to a State Jail Facility, awaiting transfer.
9	SJF on appeal:	Def's received a felony conviction and were sentenced to a State Jail Facility and filed an appeal; may be eligible to post bond
10	SJF serving in county jail:	Def's received a felony conviction and were sentenced to time in the county jail.
11	Misdemeanor not filed:	Def's arrested for a misdemeanor offense by a local LEA; case has not been filed by the DA's office in the county courts.
12	Misdemeanor filed pending:	Def's charged with a misdemeanor offense and their cases have been filed with the county courts and are pending disposition
13	Misdemeanor PV:	Def's in jail for various violations of the terms and conditions of their county court probation.
	Serving County Time as a Condition of Probation:	Def's held in county jail as a condition of probation (sanction). Not eligible for good time credit.
14	Serving County Time & Fines:	Def's sentenced to jail time and are serving their sentence.
	Serving Fines and Court Cost only:	Def's serving time for fines and court cost only.
15	Out of County/State Hold:	Def's being held for another county or jurisdiction. Upon completion of their Dallas County jail time, agencies typically have 10 days to pick up the defendant or they are released.
16	Parole Violations:	Def's in jail for various violations of the terms and conditions of their felony parole.
	SAFPF (Substance Abuse Felony Punishment Facility):	Def's ordered to a substance abuse treatment facility as a condition of felony probation and are awaiting transfer to that facility.
17	Special Programs:	Def's being held for Wilmer Judicial Treatment Center, Electronic Leg Monitor (ELM), or other community treatment programs.
18	Other Incompetent:	Def's being held in county jail awaiting transfer to a State Mental Health Facility.
19	US Marshal:	Dallas County contracts as a US Marshal holding facility.
20	Contempt in Jail:	Def's in jail for contempt of court.
21	Contempt Furlough:	Def's temporarily released from the jail.
22	Peace Bond:	Court ordered cash bond designed to keep the peace and protect a person or property from a threat (rarely used).
23	Texas Youth Commission (TYC):	Def's being held for transfer to TYC; TYC is now Texas Juvenile Justice Department (TJJD).
24	Immigration:	Def's detained by U.S. Immigration and Customs Enforcement (ICE) being held for transfer to a federal facility for immigration detainees.
25	Class C Misdemeanor only:	Citations which result in a fine, serving time in jail.
26	Contract Inmates:	Contract Holds for another County or Jurisdiction (overflow).
27	US Military:	Temporary hold for US Military.
28	Default:	Def's in transit: recently booked into jail (on the floor), have not been classified, and/or assigned to a jail/tank/housing unit
29		
30		
31		
32		

**Detention Early Warning Report (DEWR)
January 2023**

	1/1	1/2	1/3	1/4	1/5	1/6	1/7	1/8	1/9	1/10	1/11	1/12	1/13	1/14	1/15	1/16	1/17	1/18	1/19	1/20	1/21	1/22	1/23	1/24	1/25	1/26	1/27	1/28	1/29	1/30	1/31	Avg	
Felony not filed	944	965	1001	970	943	937	931	952	976	965	954	926	893	871	911	926	938	930	899	890	880	913	935	937	922	916	906	892	913	944	917	929	
Felony pend. Grand Jury	390	389	387	447	488	502	520	518	518	535	539	576	587	614	613	612	612	604	614	593	563	561	560	543	524	512	505	522	522	518	510	532	
Felony not incl. SJF	2307	2308	2310	2295	2291	2267	2251	2253	2255	2252	2233	2217	2231	2209	2208	2210	2212	2218	2220	2243	2265	2264	2264	2272	2262	2249	2253	2223	2220	2220	2230	2249	
SJF pend dispo	404	405	402	405	411	404	389	391	391	391	387	375	367	360	358	359	363	377	373	368	381	380	382	363	373	386	378	370	373	372	387	381	
PV-Felony	313	318	321	315	300	288	280	285	293	279	286	288	289	292	296	295	303	291	278	269	256	268	273	277	266	262	262	251	251	256	261	283	
TDC over 10yr/appeal	281	281	254	262	236	255	269	269	266	229	237	254	227	240	240	240	240	252	269	248	262	262	261	265	280	301	314	314	288	322	264		
Bench Warrants	36	36	36	36	36	34	34	34	34	33	30	29	27	27	27	27	27	26	24	23	24	24	24	23	23	23	23	24	24	22	22	28	
TDC<10yr/appeal	4	4	4	5	3	3	3	3	3	2	2	2	2	2	2	2	2	2	2	2	2	2	2	2	3	3	3	3	3	3	3	3	
Sentd. SJF	104	104	95	93	97	97	106	105	100	102	110	116	106	111	112	112	112	113	102	106	103	103	97	106	109	117	118	120	119	113	116	107	
SJF on appeal	0	0	0	0	0	0	0	0	0	0	0	0	0	0	0	0	0	0	0	0	0	0	0	0	0	0	0	0	0	0	0	0	
SJF serv in co jail	10	10	9	9	11	12	12	11	11	14	18	17	15	15	14	13	12	11	11	15	17	15	15	16	17	17	16	15	14	13	15	14	
Misd. not filed	104	128	128	136	114	93	97	104	126	107	81	80	71	61	85	95	112	105	96	89	84	100	125	93	93	85	67	64	81	89	83	96	
Misd. filed pend.	116	118	119	112	122	135	139	140	141	138	139	141	129	141	144	149	149	146	141	141	148	148	150	139	138	138	133	134	137	139	123	136	
Misd-PV	0	0	0	0	0	0	0	0	0	0	0	0	0	0	0	0	0	0	0	0	0	0	0	2	1	1	1	1	1	1	1	0	
Serv in jail (Cond of Prob)	21	18	17	23	23	28	25	21	19	22	23	27	27	30	29	26	26	25	27	26	25	23	21	24	26	26	27	30	26	25	25	25	
Serving Co time & fines	14	13	12	11	14	13	13	12	13	14	15	20	19	19	19	19	17	15	15	15	14	10	10	13	15	18	20	19	18	18	23	15	
Serv fines/CT cost only	0	0	0	0	0	0	0	0	0	0	0	0	0	0	0	0	0	0	0	0	0	0	0	0	0	0	0	0	0	0	0	0	
Out of county/state	48	49	55	65	48	61	56	66	58	64	54	48	55	66	70	66	72	78	65	62	49	54	57	64	58	53	62	59	65	69	72	60	
Parole Violations	163	165	164	174	175	172	172	175	181	181	164	164	158	162	164	170	173	163	164	163	165	169	170	168	165	167	172	178	180	181	178	170	
SAFPF	139	139	139	138	140	146	149	149	145	142	142	145	136	138	138	138	134	136	135	141	143	143	137	145	146	151	153	153	153	157	143		
Special Programs	153	153	153	155	160	162	178	178	178	178	162	162	168	174	175	175	173	153	163	183	187	189	190	169	165	174	172	183	184	184	189	172	
Other- Incompetent	369	369	369	375	373	376	373	373	373	373	370	369	370	374	374	374	373	373	374	374	372	372	370	370	369	365	363	364	364	364	362	370	
U.S. Marshal holds	37	37	37	37	35	36	35	35	35	37	34	34	34	36	36	36	36	35	35	34	34	34	33	35	37	40	40	39	39	39	39	36	
Contempt-in Jail	2	2	2	2	2	2	3	3	4	2	2	1	1	1	1	2	2	2	4	3	2	2	2	3	3	3	3	3	3	3	2		
Contempt-Furlough	0	0	0	0	0	0	0	0	0	0	0	0	0	1	1	0	0	0	0	0	0	0	0	0	0	0	0	0	0	0	0	0	
PEACE Bond	0	0	0	0	0	0	0	0	0	0	0	0	0	0	0	0	0	0	0	0	0	0	0	0	0	0	0	0	0	0	0	0	
TYC hold	0	0	0	0	0	0	0	0	0	0	0	0	0	0	0	0	0	0	0	0	0	0	0	0	0	0	0	0	0	0	0	0	
Immigration hold	6	1	4	4	12	8	13	7	1	14	12	2	10	18	9	0	3	7	2	4	13	1	3	11	10	6	3	8	0	1	6	6	
Class C Misd. only	0	0	0	0	0	0	0	0	0	0	0	0	0	0	0	0	0	0	0	0	0	0	0	0	0	0	0	0	0	0	0	0	
Contract inmates	0	0	0	0	0	0	0	0	0	0	0	0	0	0	0	0	0	0	0	0	0	0	0	0	0	0	0	0	0	0	0	0	
U.S. Military hold	0	0	0	0	0	0	0	0	0	0	0	0	0	0	0	0	0	0	0	0	0	0	0	0	0	0	0	0	0	0	0	0	
Default	53	66	64	54	61	63	54	74	52	51	60	59	66	84	65	70	53	66	59	67	71	66	62	51	47	61	55	81	78	61	54	62	
Jail Population w/ Furlough added	6018	6078	6082	6123	6095	6094	6102	6158	6173	6125	6054	6052	5988	6046	6091	6116	6144	6128	6072	6059	6060	6103	6150	6079	6036	6048	6034	6050	6082	6076	6098	6084	188614
Actual Jail Population	6018	6078	6082	6123	6095	6094	6102	6158	6173	6125	6054	6052	5988	6045	6090	6116	6144	6128	6072	6059	6060	6103	6150	6079	6036	6048	6034	6050	6082	6076	6098	6084	188612

H L SUM

INTAKES	112	115	162	162	143	166	131	122	153	139	162	158	173	141	117	122	150	160	183	162	130	117	132	137	144	154	128	123	110	118	33	137	4259
RELEASES	52	75	142	144	190	172	79	73	162	227	177	202	198	70	93	84	140	223	189	193	76	75	150	227	121	179	142	68	85	117	43	134	4168
VARIANCE	-60	-40	-20	-18	47	6	-52	-49	9	88	15	44	25	-71	-24	-38	-10	63	6	31	-54	-42	18	90	-23	25	14	-55	-25	-1	10	-3	-91

39 DAYS AVG LENGTH OF STAY (RELEASES)	Total Bookins	4,259	Total Releases	4,168	Total Jail Bed Days	188,612	=	\$ 12,478,570
	Page 3							

DEWR BUCKET COMPARISON

BUCKET NAMES	Jan 2022 vs 2023	Jan 22	Jan 23	Nov 22	Dec 22	Jan 23	Dec vs Jan
Variance							
Jail Population Avg.	543	5541	6084	6092	6076	6084	8
SPECIAL FOCUS							
Felony Not Filed	275	654	929	900	912	929	17
Felony pend Grand Jury	127	405	532	438	441	532	91
Special Programs	61	111	172	161	163	172	9
State Jail Felony Pend.	45	336	381	391	385	381	-4
TDC>10yr/appeal	34	230	264	370	356	264	-92
TRENDING UP							
Misdemeanors pending	29	107	136	134	122	136	14
Parole Violator only	25	145	170	171	184	170	-14
Misd Not Filed	24	72	96	84	82	96	14
SAFPF	21	122	143	139	140	143	3
Incompetent	16	354	370	363	363	370	7
Serv as Cond of Prob.	7	18	25	34	31	25	-6
TRENDING DOWN							
Fel.pend excl.SJF	-76	2325	2249	2293	2277	2249	-28
Probation Viol. Felony	-50	333	283	273	279	283	4
Bench Warrants	-7	35	28	30	33	28	-5
TDC<10yr/appeal	-5	8	3	4	5	3	-2
STABLE							
Default	5	57	62	60	58	62	4
Immigration	4	2	6	8	8	6	-2
SJF-Serv Co.Jail (12.44a)	4	10	14	15	11	14	3
Sentenced to SJF	2	105	107	109	107	107	0
Serving County Time	1	14	15	14	14	15	1
Out of Co/State	0	60	60	70	72	60	-12
US Marshal	0	36	36	29	31	36	5
Contempt in Jail	0	2	2	3	2	2	0
TYC	0	0	0	0	0	0	0
Class C Misd. only	0	0	0	0	0	0	0

** Review of 25 of the 32 DEWR buckets. 3 additional buckets added in 03/2022. Page 4

DEWR BUCKET MONTHLY AVERAGES

	Jan 21	Jan 22	Feb 22	Mar 22	Apr 22	May 22	Jun 22	Jul 22	Aug 22	Sep 22	Oct 22	Nov 22	Dec 22	Jan 23	2023Avg
Felony not filed	505	654	641	586	625	640	775	880	981	952	876	900	912	929	929
Felony pend GJ	574	405	478	494	474	370	382	539	550	516	511	438	441	532	532
Fel.pend excl.SJF	2104	2325	2276	2243	2182	2273	2231	2137	2214	2280	2299	2293	2277	2249	2249
State Jail Fel only	285	336	318	315	332	353	330	322	374	429	429	391	385	381	381
PV-Felony	354	333	319	298	296	276	243	262	261	264	266	273	279	283	283
TDC over 10yrs	258	230	286	310	415	522	518	439	442	398	381	370	356	264	264
Bench Warrants	30	35	29	27	27	37	31	31	29	29	30	30	33	28	28
TDC <10y/appeal	10	8	5	6	5	6	7	4	7	6	6	4	5	3	3
Sentenced SJF	111	105	106	116	127	169	204	210	197	148	131	109	107	107	107
Sentd SJF/appeal	0	0	0	0	0	0	1	0	0	0	0	0	0	0	0
SJF-Serv Co Jail	13	10	12	14	14	14	17	17	16	16	12	15	11	14	14
Misdmnr not filed	77	72	74	72	74	81	83	93	98	104	88	84	82	96	96
Misdmnr filed-pend	152	107	126	118	117	117	123	119	138	140	143	134	122	136	136
PV-Misdmnr	2	1	1	0	0	0	0	0	1	1	1	1	1	0	0
Serv as Con of Prob.	14	18	20	20	20	18	26	24	25	26	21	34	31	25	25
Serv Co time/ fines	12	14	12	14	20	19	17	14	18	20	23	14	14	15	15
Serv fines/ fees only	0	0	0	0	0	0	0	0	0	0	0	0	0	0	0
Out of Co/State	102	60	78	75	68	71	75	58	71	66	57	70	72	60	60
Parole Vio.	229	145	145	137	119	129	138	112	127	128	156	171	184	170	170
SAFPF	130	122	119	113	123	126	135	137	112	96	128	139	140	143	143
Sp.Pgrms	195	111	128	103	99	117	141	136	126	139	160	161	163	172	172
Incompetent	271	354	376	383	395	402	395	393	387	376	374	363	363	370	370
US Marshall	88	36	37	38	39	37	34	38	37	32	33	29	31	36	36
Cntmpt-in Jail	0	2	6	6	5	4	4	4	3	2	3	3	2	2	2
Furlough	0	0	0	0	0	0	0	0	0	0	0	0	0	0	0
PEACE Bond	0	0	0	0	0	0	0	0	0	0	0	0	0	0	0
TYC hold	0	0	0	0	0	0	0	0	0	0	0	0	0	0	0
Immigration hold	7	2	3	2	4	3	3	11	11	10	10	8	8	6	6
Class C only	0	0	0	0	0	0	0	0	0	0	0	0	0	0	0
Contract	0	0	0	1	1	0	0	0	0	0	0	0	0	0	0
US Military	0	0	0	0	0	0	0	0	0	0	0	0	0	0	0
Default	70	57	55	60	54	61	72	68	61	72	67	60	58	62	62
Furlough added	5593	5541	5648	5552	5633	5847	5986	6048	6288	6247	6205	6092	6077	6084	6084
Jail Population Actual	5592	5541	5648	5552	5633	5847	5986	6048	6288	6247	6205	6092	6076	6084	6084

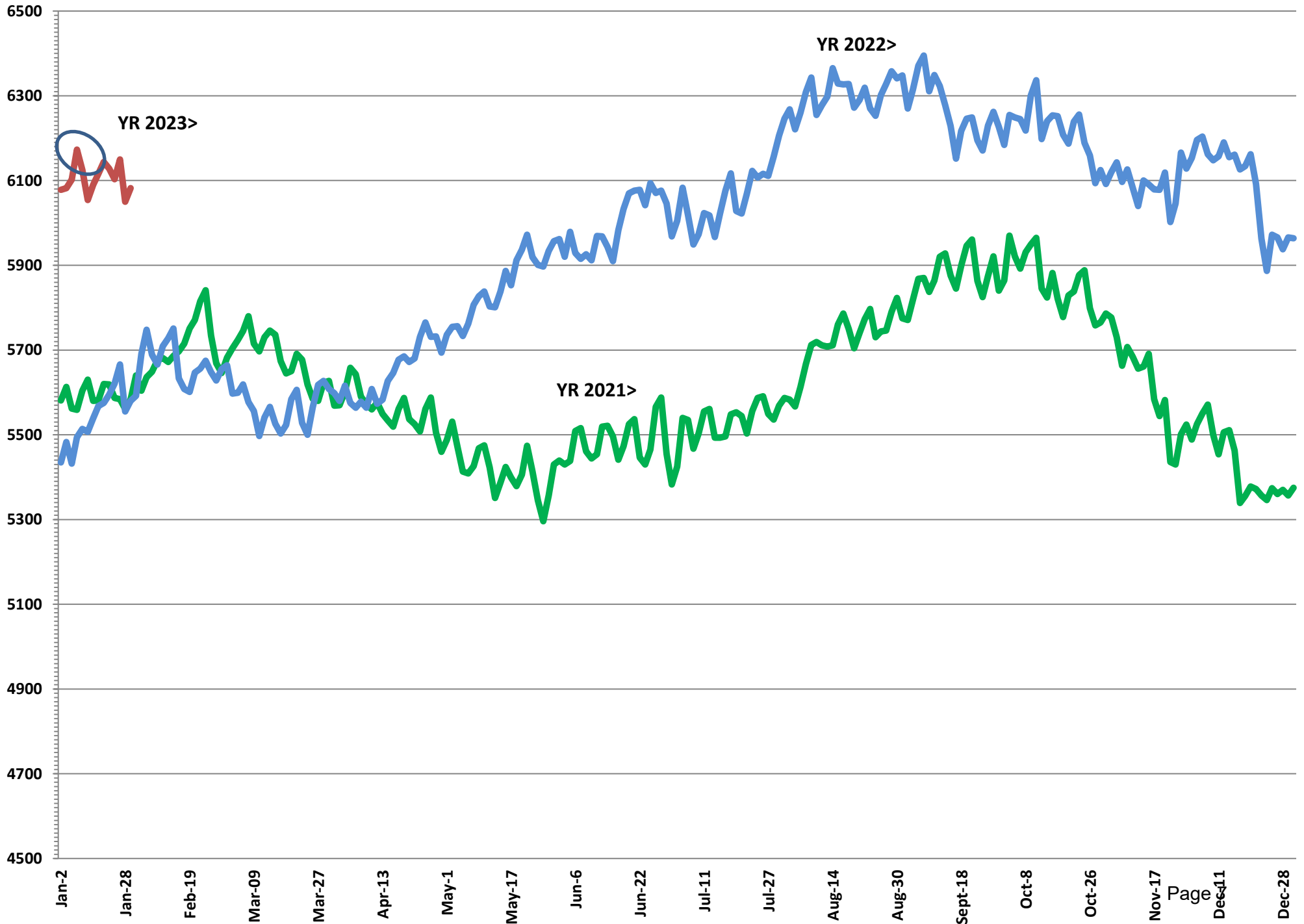
INTAKES	124	122	123	137	139	137	138	139	153	152	140	135	129	137	137
RELEASES	119	115	122	139	134	129	138	130	150	156	142	133	134	134	134
VARIANCE	-5	-7	-1	2	-5	-8	0	-9	-3	4	2	-2	5	-3	-3

Dallas County Jail Population 3-year statistical summary for:
2021, 2022, & 2023

JAIL POPULATION MONTHLY AVERAGES							
2021	Jail Pop AVG	2021	2022	Jail Pop AVG	2022	2023	Jail Pop AVG
Jan-21	5592	5611	Jan-22	5541	5930	Jan-23	6084
Feb-21	5690	5611	Feb-22	5648	5930	Feb-23	
Mar-21	5668	5611	Mar-22	5552	5930	Mar-23	
Apr-21	5550	5611	Apr-22	5633	5930	Apr-23	
May-21	5400	5611	May-22	5847	5930	May-23	
Jun-21	5471	5611	Jun-22	5986	5930	Jun-23	
Jul-21	5512	5611	Jul-22	6048	5930	Jul-23	
Aug-21	5710	5611	Aug-22	6288	5930	Aug-23	
Sep-21	5856	5611	Sep-22	6247	5930	Sep-23	
Oct-21	5863	5611	Oct-22	6205	5930	Oct-23	
Nov-21	5597	5611	Nov-22	6092	5930	Nov-23	
Dec-21	5417	5611	Dec-22	6076	5930	Dec-23	
YR AVG	5611		YR AVG	5930		YR AVG	6084

BOOKINS MONTHLY TOTALS							
2021	Total bookins	2021	2022	Total bookins	2021	2023	Total bookins
Jan-21	3843	4016	Jan-22	3797	4171	Jan-23	4259
Feb-21	3196	4016	Feb-22	3442	4171	Feb-23	
Mar-21	4576	4016	Mar-22	4248	4171	Mar-23	
Apr-21	4203	4016	Apr-22	4172	4171	Apr-23	
May-21	4116	4016	May-22	4255	4171	May-23	
Jun-21	4255	4016	Jun-22	4148	4171	Jun-23	
Jul-21	4303	4016	Jul-22	4297	4171	Jul-23	
Aug-21	4202	4016	Aug-22	4747	4171	Aug-23	
Sep-21	4077	4016	Sep-22	4546	4171	Sep-23	
Oct-21	3994	4016	Oct-22	4353	4171	Oct-23	
Nov-21	3696	4016	Nov-21	4059	4171	Nov-23	
Dec-21	3726	4016	Dec-21	3991	4171	Dec-23	
YR AVG	4016		YR AVG	4171		YR AVG	4259
TOTAL	48,187		TOTAL	50,055		TOTAL	4,259

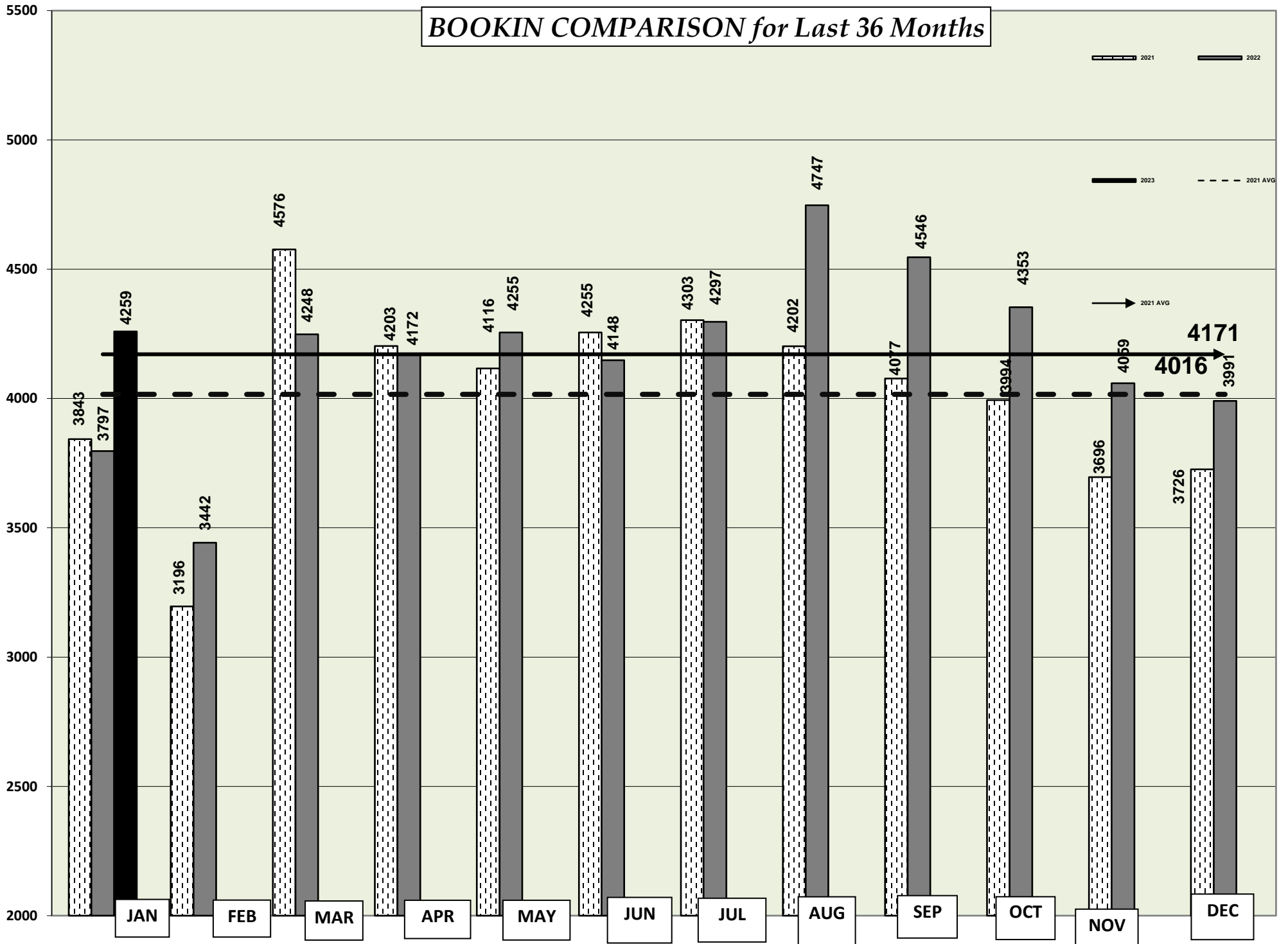
Dallas County Jail Population 2021 - 2023



JAIL POPULATION 2021-2023

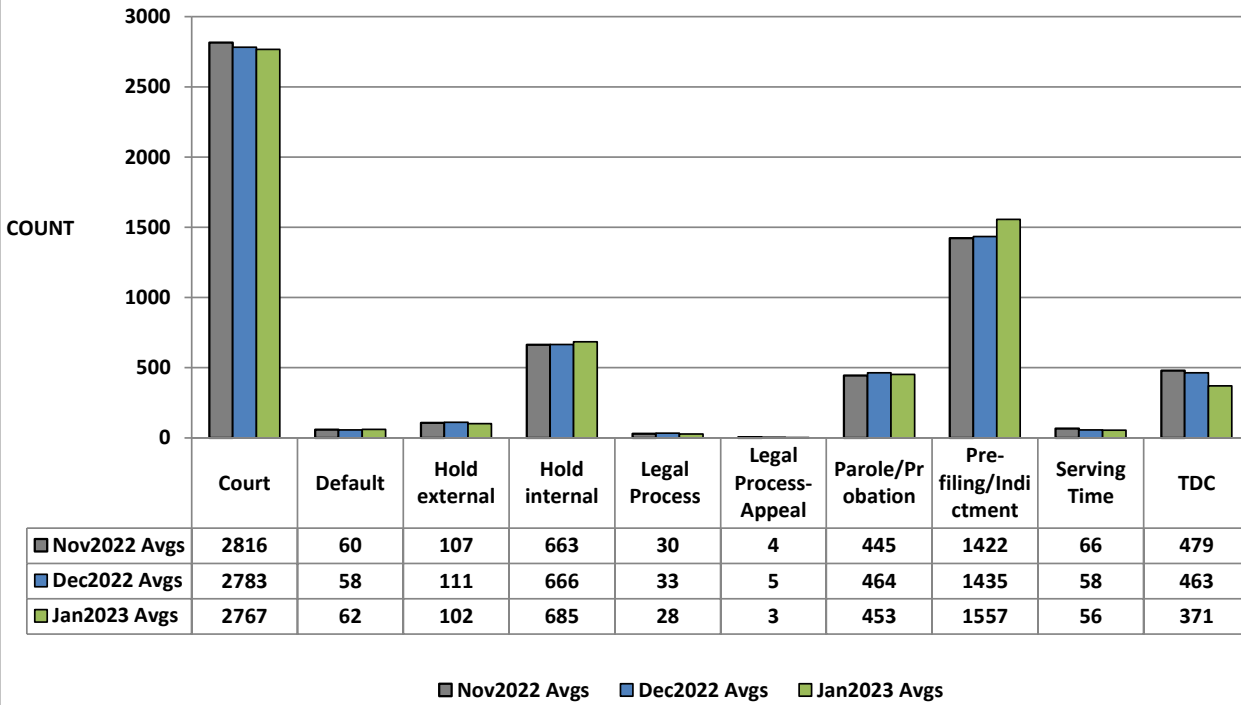


BOOKIN COMPARISON for Last 36 Months



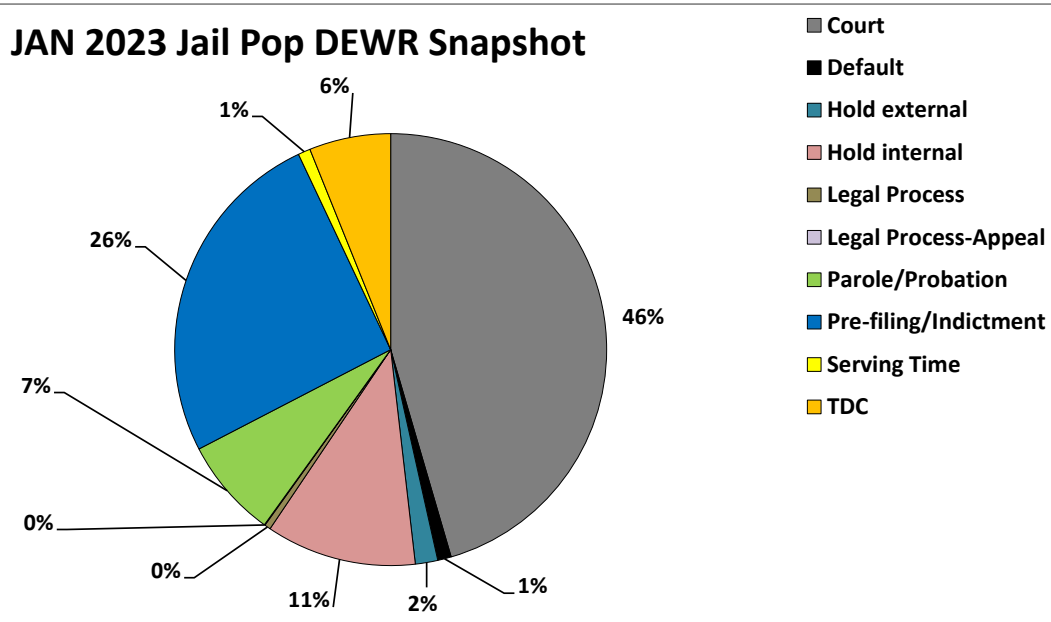
Past 2 months vs JAN 2023 Snapshot

3-MONTH Jail Pop DEWR BUCKET MONTHLY AVG'S COMPARISON



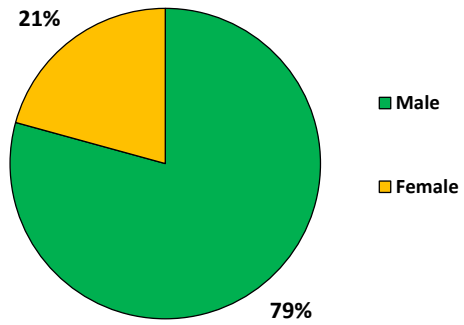
Jail Pop Buckets	Jail Pop Category
Misdnmr filed-pend	Court
Fel.pend excl.SJF	Court
State Jail Fel only	Court
Default	Default
Out of Co/State	Hold external
US Marshal	Hold external
TYC hold	Hold external
Immigration hold	Hold external
Contract	Hold external
US Military	Hold external
SAFPF	Hold internal
Sp.Pgrms	Hold internal
Incompetent	Hold internal
Bench Warrants	Legal Process
TDC <10y/appeal	Legal Process-Appeal
Sentd SJF/appeal	Legal Process-Appeal
Parole Vio.	Parole/Probation
PV-Felony	Parole/Probation
PV-Misdnmr	Parole/Probation
Felony not filed	Pre-filing/Indictment
Felony pend GJ	Pre-filing/Indictment
Misdnmr not filed	Pre-filing/Indictment
SJF-Serv Co Jail	Serving Time
Serv as Con of Prob.	Serving Time
Serv Co time/ fines	Serving Time
Serv fines/ fees only	Serving Time
Cntmpt-in Jail	Serving Time
Class C only	Serving Time
TDC over 10yrs	TDC
Sentenced SJF	TDC

JAN 2023 Jail Pop DEWR Snapshot

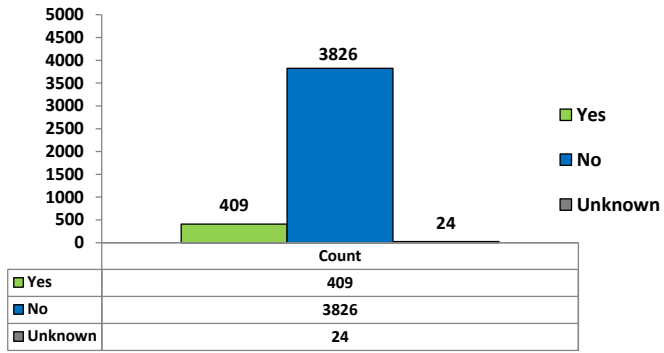


January 2023 BOOK-IN SNAPSHOT

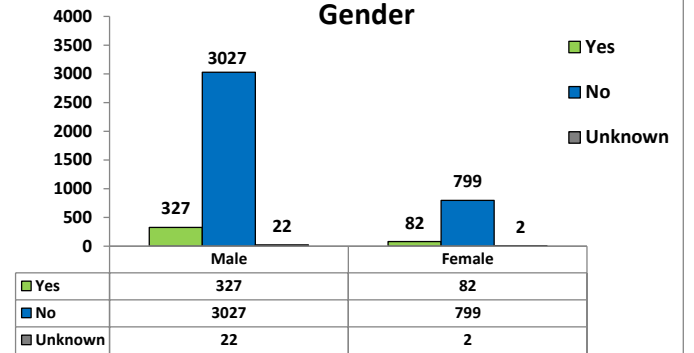
JAN 2023 BookIn Gender



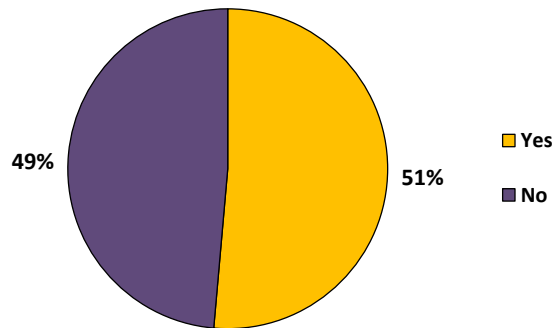
JAN 2023 BookIn Homelessness



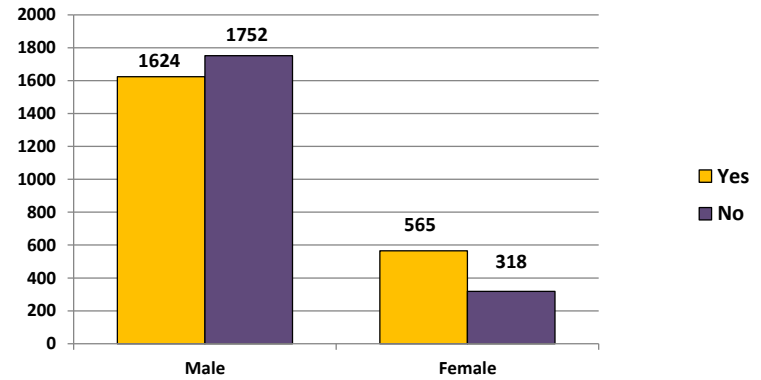
JAN 2023 BookIn Homelessness by Gender



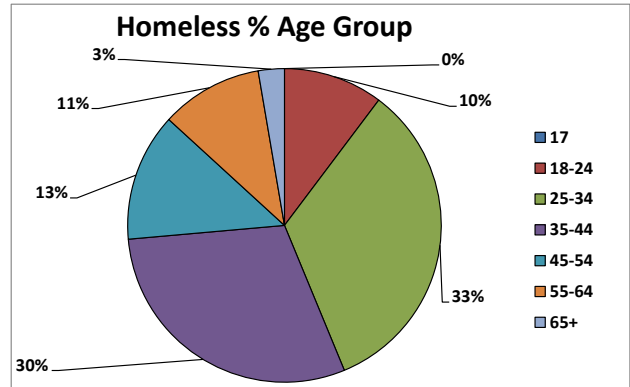
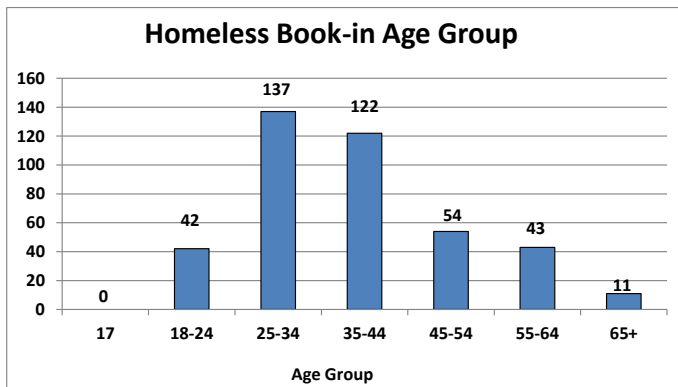
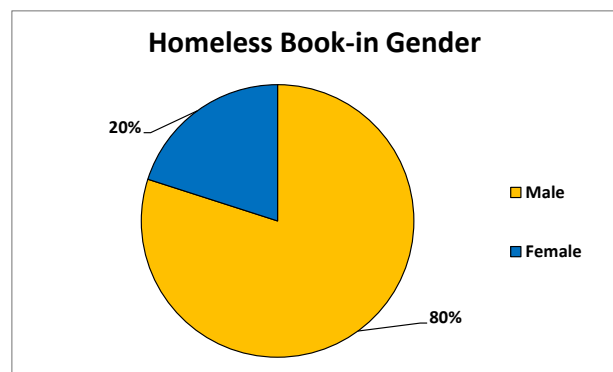
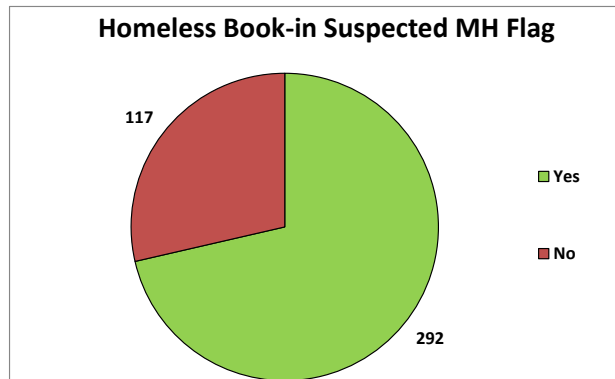
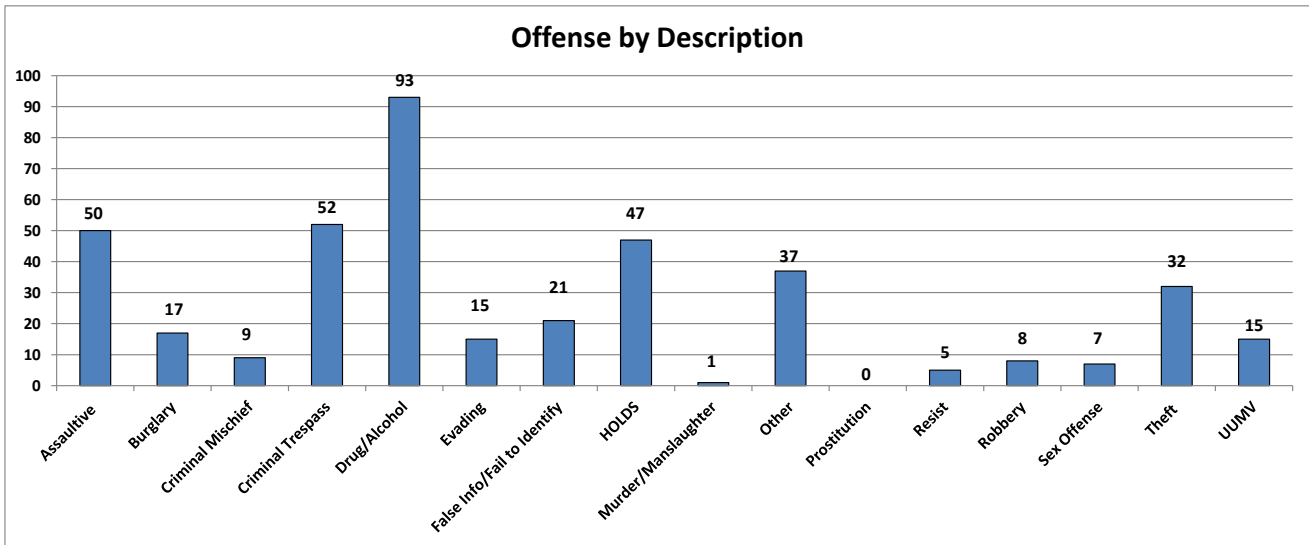
JAN 2023 BookIn Suspected MH Flag



JAN 2023 BookIn Suspected MH Flag by Gender



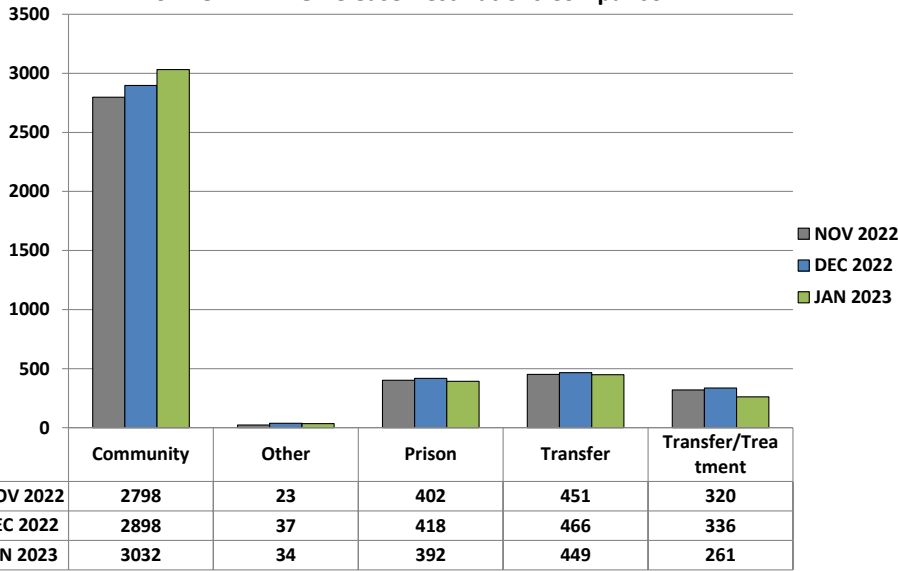
Homeless January 2023 Book-ins



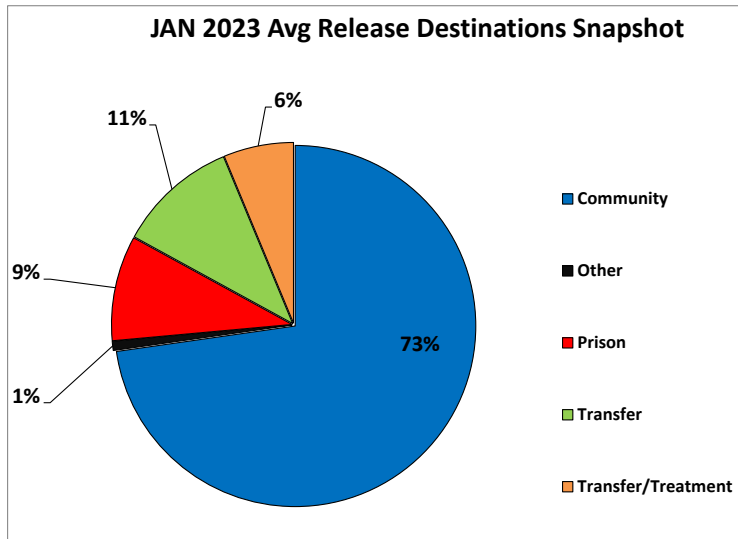
MONTHLY RELEASE TOTALS BY CATEGORY

RELEASE CATEGORY	Jan 21	2021 TOTAL	Jan 22	Feb 22	Mar 22	Apr 22	May 22	June 22	July 22	Aug 22	Sep 22	Oct 22	Nov 22	Dec 22	2022 TOTAL	Jan 23	2023 TOTAL
BENCH WARRANT-READY TO RETURN	0	0	0	0	0	0	0	0	0	0	0	0	0	0	0	0	0
BOND REINSTATED	26	330	35	26	32	31	19	22	24	38	25	35	32	31	350	32	32
Currently Not Holding Class Cs	0	3	0	0	1	1	0	0	1	0	0	0	1	1	5	0	0
Deceased	1	8	0	3	1	2	0	2	1	0	0	1	1	0	11	1	1
DRY WRIT	0	0	0	0	0	0	0	0	0	0	0	0	0	0	0	0	0
DRY WRIT-CASE NOT FILED	0	0	0	0	0	0	0	0	0	0	0	0	0	0	0	0	0
ERROR-DUPLICATE CASE	0	2	0	0	0	0	0	0	0	0	0	0	0	0	0	0	0
ERROR- WRONG CASE #	0	1	1	0	0	0	0	1	1	0	0	0	0	0	3	0	0
Escaped	0	0	0	0	0	0	0	0	0	0	0	0	0	0	0	0	0
Failed to Report	0	0	0	0	0	0	0	0	0	0	0	0	0	0	0	0	0
Failed to Return to Work Release	0	0	0	0	0	0	0	0	0	0	0	0	0	0	0	0	0
FELONY REDUCED TO MISDEMEANOR	0	1	0	1	0	0	0	0	0	0	0	1	0	0	2	0	0
Finding of Facts Release	0	2	0	1	0	0	1	0	0	0	1	1	1	0	4	3	3
HOLD ADDED IN ERROR	0	0	0	0	0	0	0	0	0	1	0	0	0	0	1	0	0
Judicial Treatment Center/Wilmer	31	647	54	36	94	61	61	61	34	69	47	58	59	61	695	61	61
MISDEMEANOR REDUCED TO CLASS C	6	72	4	8	9	7	12	7	6	13	17	11	13	4	111	13	13
MOTION TO RELEASE	40	812	60	74	78	85	66	0	5	1	2	0	0	0	371	2	2
No Billed	8	113	6	10	14	14	9	6	10	8	9	15	9	3	113	6	6
Other	36	416	28	34	24	39	43	32	43	48	34	46	22	37	430	33	33
Paid Fine	0	8	1	0	0	0	0	1	2	1	0	0	0	1	6	0	0
Parole in Absentia or Pre Parole Transfer	0	3	0	0	0	0	0	0	0	0	0	0	0	0	0	0	0
Parole Warrant Withdrawn	31	454	22	25	29	31	31	20	33	28	31	31	17	26	324	23	23
Posted Cash Bond	233	3699	292	289	329	313	271	290	270	323	321	318	269	304	3589	311	311
Posted Personal Recognizance Bond	97	1025	94	87	97	124	123	144	146	155	145	154	134	104	1507	106	106
POSTED PR BOND	318	3385	224	227	274	301	249	256	226	243	279	213	207	234	2933	246	246
Posted Pre-trial Bond	4	44	8	7	2	5	9	10	6	6	4	5	7	6	75	13	13
Posted PT Personal Recognizance Bond	28	340	35	27	32	28	30	33	22	43	30	24	29	23	356	15	15
Posted Surety Bond	1262	17042	1284	1114	1462	1358	1294	1261	1341	1441	1481	1388	1268	1324	16016	1371	1371
Posted Writ Bond	0	8	0	0	1	0	0	0	0	0	0	0	1	0	2	0	0
PROBATION DISCHARGED	13	84	6	6	8	3	5	7	2	5	6	4	5	3	60	9	9
RELEASE PER SHOCK PROBATION	0	1	0	0	0	0	0	0	0	1	0	2	0	0	3	0	0
Released By Order of the Court	61	849	56	66	79	83	94	83	89	99	113	107	90	93	1052	94	94
Released on Probation	157	1889	158	149	198	191	212	174	192	225	258	247	228	221	2453	267	267
Released per Agency Pick Time Expired	0	0	0	0	1	0	0	0	0	0	0	0	0	0	1	0	0
RELEASED PER AGENCY PICK-UP TIME EXPIRED	1	1	0	0	0	0	0	0	0	0	0	0	0	0	0	0	0
Released per Art 14.06/Magistrate Order	0	6	2	0	0	0	0	2	8	3	0	3	1	1	20	2	2
RELEASED PER CASE REJECTED BY DA	25	292	9	8	22	19	18	20	14	24	28	27	21	20	230	19	19
RELEASED PER DISCHARGE IN ABSENTIA	1	57	3	8	12	6	7	4	6	13	10	7	5	10	91	8	8
RELEASED PER DPD RELEASE CHARGE	12	189	21	24	24	24	30	23	28	28	23	20	17	19	281	23	23
Released per DPD/Class C Only	0	7	0	0	1	1	0	0	0	0	0	0	0	0	2	0	0
RELEASED PER FINDING OF FACTS	22	394	52	40	41	56	56	51	56	77	64	51	37	58	639	60	60
Released per Investigating Agency	17	98	4	6	5	5	3	0	3	5	1	7	3	3	45	9	9
RELEASED PER INVESTIGATIVE AGENCY	29	200	11	5	13	15	9	19	8	6	13	8	6	12	125	10	10
RELEASED PER MEDICAL REASONS	0	2	0	0	1	0	0	1	0	1	0	0	0	0	3	0	0
RELEASED PER PIA MANDATORY	2	5	2	1	1	0	1	2	1	3	1	1	0	0	13	0	0
Released per Teletype	15	211	19	19	23	17	8	15	14	10	10	11	20	16	182	9	9
Released to Dallas County Agency	2	37	2	0	2	0	3	3	2	1	5	4	2	4	28	2	2
Released to INS/Border Patrol	132	414	34	48	51	60	58	67	131	187	207	197	145	150	1335	107	107
Released to Investigating Agency	5	114	7	10	11	5	5	11	2	9	3	3	9	5	80	4	4
Released to Mental Facility	13	199	1	10	18	12	11	24	2	19	17	19	26	16	175	19	19
Released to Military	0	2	0	0	0	0	0	0	0	0	0	0	0	2	2	0	0
Released to Out of County Agency	191	3103	234	247	333	256	318	352	267	342	316	273	268	276	3482	260	260
Released to Out of State Agency	26	344	29	29	43	25	33	25	33	39	30	32	26	24	368	23	23
RELEASED TO PAROLE OFFICER	13	262	14	14	23	18	17	19	13	16	10	17	9	14	184	17	17
Released to Special Program	300	3191	211	210	263	262	220	262	235	265	233	219	233	259	2872	180	180
RELEASED TO TDC	129	2158	115	119	169	192	202	319	243	276	471	480	271	133	2990	197	197
RELEASED TO TDC-ISF	7	98	2	6	13	2	1	7	3	4	5	2	0	0	45	0	0
Released to TDCJ	110	1532	121	135	131	19	107	91	141	121	3	0	106	274	1249	175	175
RELEASED TO U.S. MARSHALL	0	0	0	0	0	0	0	0	0	0	0	0	0	0	0	0	0
Released to US Marshal	24	450	41	20	31	27	22	21	20	29	18	34	25	11	299	20	20
Removed from furlough	1	1	0	0	0	0	0	0	0	0	0	0	0	0	0	0	0
SENTENCED TO DEATH	0	0	0	0	0	0	0	0	0	0	0	0	0	0	0	0	0
Served Time	203	2986	229	228	275	283	288	350	316	389	382	311	343	336	3730	330	330
Served Time and/or Paid Fine	1	4	0	2	3	0	1	0	0	0	1	0	0	1	8	1	1
TRANSFERRED TO INS/BORDER PATROL	0	2	0	0	0	1	0	1	5	0	4	0	0	4	15	53	53
TRANSFERRED TO A MENTAL FACILITY	0	8	0	0	0	1	2	0	2	1	1	0	2	0	9	0	0
TRANSFERRED TO A FEDERAL AGENCY	0	9	1	0	1	1	0	0	0	1	2	1	1	1	8	0	0
TRANSFERRED TO A SPECIAL PROGRAM	0	17	0	1	3	0	1	1	1	1	0	0	0	0	8	1	1
WARRANT WITHDRAWN	52	607	27	41	30	31	40	33	31	43	31	18	23	30	378	33	33
TOTAL RELEASES	3685	48238	3559	3421	4308	4015	3990	4133	4039	4659	4691	4405	3994	4155	49369	4168	4168

3-MONTH AVG Release Destinations Comparison



JAN 2023 Avg Release Destinations Snapshot

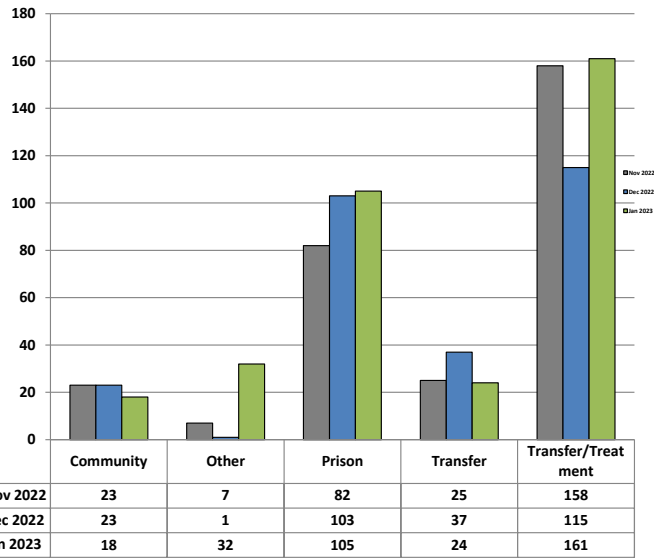


Release Reasons	Release Destination
BENCH WARRANT-READY TO RETURN	Community
BOND REINSTATED	Community
Currently Not Holding Class Cs	Community
Deceased	Other
DRY WRIT	Community
DRY WRIT-CASE NOT FILED	Community
ERROR-DUPLICATE CASE	Other
ERROR- WRONG CASE #	Other
Escaped	Other
Failed to Report	Other
Failed to Return to Work Release	Other
FELONY REDUCED TO MISDEMEANOR	Community
Finding of Facts Release	Community
HOLD ADDED IN ERROR	Community
Judicial Treatment Center/Wilmer	Transfer/Treatment
MISDEMEANOR REDUCED TO CLASS C	Community
MOTION TO RELEASE	Community
No Billed	Community
Other	Other
Paid Fine	Community
Parole in Absentia or Pre Parole Transfer	Community
Parole Warrant Withdrawn	Community
Posted Cash Bond	Community
Posted Personal Recognizance Bond	Community
POSTED PR BOND	Community
Posted Pre-trial Bond	Community
Posted PT Personal Recognizance Bond	Community
Posted Surety Bond	Community
Posted Writ Bond	Community
PROBATION DISCHARGED	Community
RELEASE PER SHOCK PROBATION	Community
Released By Order of the Court	Community
Released on Probation	Community
Released per Agency Pick Time Expired	Community
RELEASED PER AGENCY PICK-UP TIME EXPIRE	Community
Released per Art 14.06/Magistrate Order	Community
RELEASED PER CASE REJECTED BY DA	Community
RELEASED PER DISCHARGE IN ABSENTIA	Community
RELEASED PER DPD RELEASE CHARGE	Community
Released per DPD/Class C Only	Community
RELEASEED PER FINDING OF FACTS	Community
Released per Investigating Agency	Community
RELEASED PER INVESTIGATIVE AGENCY	Community
RELEASED PER MEDICAL REASONS	Transfer/Treatment
RELEASED PER PIA MANDATORY	Community
Released per Teletype	Community
Released to Dallas County Agency	Transfer
Released to INS/Border Patrol	Transfer
Released to Investigating Agency	Transfer
Released to Mental Facility	Transfer/Treatment
Released to Military	Transfer
Released to Out of County Agency	Transfer
Released to Out of State Agency	Transfer
RELEASED TO PAROLE OFFICER	Community
Released to Special Program	Transfer/Treatment
RELEASED TO TDC	Prison
RELEASED TO TDC-ISF	Prison
Released to TDCJ	Prison
RELEASED TO U.S. MARSHALL	Prison
Released to US Marshal	Prison
Removed from furlough	Other
SENTENCED TO DEATH	Other
Served Time	Community
Served Time and/or Paid Fine	Community
TRANSFERRED TO A MENTAL FACILITY	Transfer/Treatment
TRANSFERRED TO A FEDERAL AGENCY	Transfer
TRANSFERRED TO A SPECIAL PROGRAM	Transfer/Treatment
TRANSFERRED TO INS/BORDER PATROL	Transfer
WARRANT WITHDRAWN	Community

**AVERAGE LENGTH OF STAY
BY RELEASE CATEGORY
BASED ON THE NUMBER OF DAYS IN JAIL

RELEASE CATEGORY	2021 Avg	Jan 2022	Feb 2022	Mar 2022	Apr 2022	May 2022	Jun 2022	Jul 2022	Aug 2022	Sept 2022	Oct 2022	Nov 2022	Dec 2022	2022 Avg	Jan 2023	2023 Avg
BENCH WARRANT-READY TO RETURN	0	0	0	0	0	0	0	0	0	0	0	0	0	0	0	0
BOND REINSTATED	12	7	16	6	6	9	12	9	11	7	6	6	12	9	10	10
Currently Not Holding Class Cs	3	0	0	825	0	0	0	117	0	0	0	0	0	79	0	0
Deceased	44	0	166	687	144	0	420	77	0	0	12	54	0	130	262	262
DRY WRIT	0	0	0	0	0	0	0	0	0	0	0	0	0	0	0	0
DRY WRIT-CASE NOT FILED	0	0	0	0	0	0	0	0	0	0	0	0	0	0	0	0
ERROR-DUPLICATE CASE	12	0	0	0	0	0	0	0	0	0	0	0	0	0	0	0
ERROR- WRONG CASE #	3	2	0	0	0	0	85	0	0	0	0	0	0	7	0	0
Escaped	0	0	0	0	0	0	0	0	0	0	0	0	0	0	0	0
Failed to Report	0	0	0	0	0	0	0	0	0	0	0	0	0	0	0	0
Failed to Return to Work Release	0	0	0	0	0	0	0	0	0	0	0	0	0	0	0	0
FELONY REDUCED TO MISDEMEANOR	7	0	40	0	0	0	0	0	0	0	34	0	0	6	0	0
Finding of Facts Release	1	0	9	0	0	5	0	0	0	0	7	9	0	3	10	10
HOLD ADDED IN ERROR	0	0	0	0	0	0	0	0	1	0	0	0	0	0	0	0
Judicial Treatment Center/Wilmer	113	109	93	110	89	87	103	104	84	74	74	64	75	89	79	79
MISDEMEANOR REDUCED TO CLASS C	17	7	20	105	10	19	4	28	6	12	24	7	12	21	15	15
MOTION TO RELEASE	6	6	6	6	8	6	0	55	0	3	0	0	0	8	4	4
No Billed	35	51	40	68	41	26	42	47	58	51	34	40	34	44	44	44
Other	11	22	1	1	0	6	0	1	1	23	6	5	10	6	29	29
Paid Fine	0	0	0	0	0	0	1	4	0	0	0	0	1	1	0	0
Parole in Absentia or Pre Parole Transfer	23	244	0	0	0	0	0	0	0	0	0	0	0	20	0	0
Parole Warrant Withdrawn	47	57	49	44	60	29	45	65	38	41	30	41	45	45	50	50
Posted Cash Bond	3	2	5	2	3	3	3	2	2	2	5	2	2	3	5	5
Posted Personal Recognizance Bond	7	7	16	4	2	3	4	4	5	3	4	5	4	5	5	5
POSTED PR BOND	8	10	5	11	9	7	5	10	8	7	6	7	5	8	9	9
Posted Pre-trial Bond	2	2	2	2	1	1	3	3	2	2	2	2	1	2	4	4
Posted PT Personal Recognizance Bond	5	4	4	5	4	4	5	4	6	4	5	7	4	5	5	5
Posted Surety Bond	7	7	10	8	7	6	4	8	8	7	7	8	8	7	7	7
Posted Writ Bond	4	0	0	1	0	0	0	0	0	0	0	15	0	1	0	0
PROBATION DISCHARGED	22	43	18	17	4	11	28	19	24	69	32	20	285	48	4	4
RELEASE PER SHOCK PROBATION	1	0	0	0	0	0	0	0	0	225	0	123	0	29	0	0
Released By Order of the Court	61	70	71	55	45	47	67	54	55	44	79	60	49	58	57	57
Released on Probation	74	77	81	76	69	83	76	69	63	69	65	69	73	73	70	70
Released per Agency Pick Time Expired	0	0	0	0	0	0	0	0	0	0	0	0	0	0	0	0
RELEASED PER AGENCY PICK-UP TIME EXPIRED	0	0	0	131	0	0	0	0	0	0	0	0	0	11	0	0
Released per Art 14.06/Magistrate Order	2	1	0	0	0	0	14	34	74	0	67	21	1	18	3	3
RELEASED PER CASE REJECTED BY DA	16	13	16	24	19	14	17	20	28	25	25	24	25	21	22	22
RELEASED PER DISCHARGE IN ABSENTIA	206	158	194	236	124	166	90	267	161	334	163	220	148	188	99	99
RELEASED PER DPD RELEASE CHARGE	13	13	15	13	12	8	16	14	14	17	11	13	11	13	13	13
Released per DPD/Class C Only	0	0	0	0	0	0	0	0	0	0	0	0	0	0	0	0
RELEASED PER FINDING OF FACTS	8	8	8	7	7	7	7	7	7	7	7	7	7	7	8	8
Released per Investigating Agency	109	142	58	65	20	7	0	3	19	62	65	13	21	40	49	49
RELEASED PER INVESTIGATIVE AGENCY	84	39	11	49	38	27	66	19	15	11	35	55	16	32	22	22
RELEASED PER MEDICAL REASONS	17	0	0	187	0	0	13	0	4	0	0	0	0	17	0	0
RELEASED PER PIA MANDATORY	97	141	20	105	0	28	51	85	106	388	238	0	0	97	0	0
Released per Teletype	34	30	21	26	40	57	47	48	46	16	37	33	35	36	52	52
Released to Dallas County Agency	46	43	0	8	0	15	62	225	145	112	62	54	43	64	5	5
Released to INS/Border Patrol	104	72	49	51	68	66	57	33	41	46	45	47	54	52	56	56
Released to Investigating Agency	32	3	15	82	49	57	2	4	5	47	3	3	22	24	12	12
Released to Mental Facility	335	373	396	581	640	557	474	387	465	433	493	603	523	494	630	630
Released to Military	3	0	0	0	0	0	0	0	0	0	0	0	5	0	0	0
Released to Out of County Agency	42	39	44	41	43	32	46	40	45	46	52	41	46	43	46	46
Released to Out of State Agency	31	23	33	32	28	42	48	48	59	25	35	33	31	36	30	30
RELEASED TO PAROLE OFFICER	67	80	72	53	65	62	50	48	93	149	56	62	44	70	69	69
Released to Special Program	76	75	84	77	77	68	67	91	80	80	93	82	90	80	78	78
RELEASED TO TDC	185	188	193	218	234	228	227	179	201	208	177	176	181	201	216	216
RELEASED TO TDC-ISF	73	90	45	66	32	93	32	90	33	29	38	0	0	46	0	0
Released to TDCJ	189	199	194	230	188	204	263	204	200	235	0	135	184	186	187	187
RELEASED TO U.S. MARSHALL	0	0	0	0	0	0	0	0	0	0	0	0	0	0	0	0
Released to US Marshal	196	111	102	138	95	154	213	124	181	154	114	97	148	136	124	124
Removed from furlough	1	0	0	0	0	0	0	0	0	0	0	0	0	0	0	0
SENTENCED TO DEATH	0	0	0	0	0	0	0	0	0	0	0	0	0	0	0	0
Served Time	42	37	45	48	42	45	46	57	53	50	42	39	39	45	40	40
Served Time and/or Paid Fine	0	0	1	3	0	2	0	0	0	1	0	0	0	1	1	1
TRANSFERRED TO INS/BORDER PATROL	41	0	0	0	11	0	17	50	0	6	0	0	90	15	42	42
TRANSFERRED TO A MENTAL FACILITY	61	0	0	0	22	180	0	287	321	1358	0	200	0	197	0	0
TRANSFERRED TO A FEDERAL AGENCY	20	0	0	21	3	0	0	0	3	4	19	1	4	0	0	0
TRANSFERRED TO A SPECIAL PROGRAM	51	0	11	49	0	81	439	55	270	0	0	0	0	75	176	176
WARRANT WITHDRAWN	49	39	57	45	63	57	23	44	45	47	32	44	61	46	51	51
Avg length stay in-jail for those released in the yr/mon	yr/40	mon/38	mon/34	mon/67	mon/35	mon/38	mon/48	mon/46	mon/45	mon/66	mon/34	mon/37	mon/35	yr/44	mon/39	yr/39
Total/Total Avg Releases for Month/Yr	4008	3559	3421	4308	4015	3990	4133	4039	4659	4691	4405	3994	4155	4114	4189	4189

3-Month Total Avgs of Length of Stay in Jail Based on Release Destination



Release Reasons	Length of Stay in Jail based on Release Destination
BENCH WARRANT-READY TO RETURN	Community
BOND REINSTATED	Community
Currently Not Holding Class Cs	Community
Deceased	Other
DRY WRIT	Community
DRY WRIT-CASE NOT FILED	Community
ERROR-DUPLICATE CASE	Other
ERROR- WRONG CASE #	Other
Escaped	Other
Failed to Report	Other
Failed to Return to Work Release	Other
FELONY REDUCED TO MISDEMEANOR	Community
Finding of Facts Release	Community
HOLD ADDED IN ERROR	Community
Judicial Treatment Center/Wilmer	Transfer/Treatment
MISDEMEANOR REDUCED TO CLASS C	Community
MOTION TO RELEASE	Community
No Billed	Community
Other	Other
Paid Fine	Community
Parole in Absentia or Pre Parole Transfer	Community
Parole Warrant Withdrawn	Community
Posted Cash Bond	Community
Posted Personal Recognizance Bond	Community
POSTED PR BOND	Community
Posted Pre-trial Bond	Community
Posted PT Personal Recognizance Bond	Community
Posted Surety Bond	Community
Posted Writ Bond	Community
PROBATION DISCHARGED	Community
RELEASE PER SHOCK PROBATION	Community
Released By Order of the Court	Community
Released on Probation	Community
Released per Agency Pick Time Expired	Community
RELEASED PER AGENCY PICK-UP TIME EXPIRED	Community
Released per Art 14.06/Magistrate Order	Community
RELEASED PER CASE REJECTED BY DA	Community
RELEASED PER DISCHARGE IN ABSENTIA	Community
RELEASED PER DPD RELEASE CHARGE	Community
Released per DPD/Class C Only	Community
RELEASEED PER FINDING OF FACTS	Community
Released per Investigating Agency	Community
RELEASED PER INVESTIGATIVE AGENCY	Community
RELEASED PER MEDICAL REASONS	Transfer/Treatment
RELEASED PER PIA MANDATORY	Community
Released per Teletype	Community
Released to Dallas County Agency	Transfer
Released to INS/Border Patrol	Transfer
Released to Investigating Agency	Transfer
Released to Mental Facility	Transfer/Treatment
Released to Military	Transfer
Released to Out of County Agency	Transfer
Released to Out of State Agency	Transfer
RELEASED TO PAROLE OFFICER	Community
Released to Special Program	Transfer/Treatment
RELEASED TO TDC	Prison
RELEASED TO TDC-ISF	Prison
Released to TDCJ	Prison
RELEASED TO U.S. MARSHALL	Prison
Released to US Marshal	Prison
Removed from furlough	Other
SENTENCED TO DEATH	Other
Served Time	Community
Served Time and/or Paid Fine	Community
TRANSFERRED TO A MENTAL FACILITY	Transfer/Treatment
TRANSFERRED TO A FEDERAL AGENCY	Transfer
TRANSFERRED TO A SPECIAL PROGRAM	Transfer/Treatment
TRANSFERRED TO INS/BORDER PATROL	Transfer
WARRANT WITHDRAWN	Community

PRE-INDICTMENT WAIVERS BY COURT BY MONTH

PRE-INDICTMENT WAIVERS BY COURT BY MONTH																		
	CDC1	CDC2	CDC3	CDC4	CDC5	CDC6	CDC7	194th	195th	203rd	204th	265th	282nd	283rd	291st	292nd	363rd	Total
2020 Year Totals	129	112	75	88	65	115	78	71	160	95	108	89	61	125	84	126	96	1677
Year Avg	11	9	6	7	5	10	7	6	13	8	9	7	5	10	7	11	8	140
2021 Year Totals	113	123	36	89	47	82	74	75	131	107	66	62	58	79	74	124	55	1395
Year Avg	9	10	3	7	4	7	6	6	11	9	6	5	5	7	6	10	5	116
2022 Year Totals	111	96	24	75	58	52	45	48	88	69	49	87	44	68	29	132	46	1121
Year Avg	9	8	2	6	5	4	4	4	7	6	4	7	4	6	2	11	4	93
DATE																		Total
Jan 23	12	4	1	5	2	8	5	6	13	2	1	4	4	7	15	17	4	110
Feb 23																		0
Mar 23																		0
Apr 23																		0
May 23																		0
Jun 23																		0
Jul 23																		0
Aug 23																		0
Sep 23																		0
Oct 23																		0
Nov 23																		0
Dec 23																		0
2023 Year Totals	12	4	1	5	2	8	5	6	13	2	1	4	4	7	15	17	4	110
Year Avg	12	4	1	5	2	8	5	6	13	2	1	4	4	7	15	17	4	9

DISPOSITION TOTALS BY FELONY COURT

2021	Jan	Feb	Mar	April	May	Jun	Jul	Aug	Sept	Oct	Nov	Dec	Average	Total
Avg	120	104	169	146	129	169	146	147	153	147	141	125	142	1698
TOTAL DISPOSTIONS	2046	1774	2878	2484	2192	2874	2487	2498	2607	2501	2398	2133	2406	28,872
2022	Jan	Feb	Mar	April	May	Jun	Jul	Aug	Sept	Oct	Nov	Dec	Average	Total
Avg	134	127	179	174	187	208	167	206	205	206	183	158	178	2134
TOTAL DISPOSTIONS	2281	2152	3046	2965	3173	3543	2835	3499	3485	3494	3107	2692	3023	36,272
2023	Jan	Feb	Mar	April	May	Jun	Jul	Aug	Sept	Oct	Nov	Dec	Average	Total
CDC1	182												182	182
CDC2	259												259	259
CDC3	185												185	185
CDC4	193												193	193
CDC5	181												181	181
CDC6	188												188	188
CDC7	181												181	181
194TH	209												209	209
195TH	188												188	188
203RD	183												183	183
204TH	162												162	162
265TH	194												194	194
282ND	173												173	173
283RD	224												224	224
291ST	288												288	288
292ND	224												224	224
363RD	177												177	177
Avg	199	#DIV/0!	#DIV/0!	#DIV/0!	#DIV/0!	#DIV/0!	#DIV/0!	#DIV/0!	#DIV/0!	#DIV/0!	#DIV/0!	#DIV/0!	199	199
TOTAL DISPOSTIONS	3391	0	0	0	0	0	0	0	0	0	0	0	3391	3,391

Average Pending Dispos (in Jail) by District Court

01/01/2023-01/31/2023

DATE	CDC 1	CDC 2	CDC 3	CDC 4	CDC 5	CDC 6	CDC 7	194	195	203	204	265	282	283	291	292	363	Total
	CLINTON	KOCH	RILEY	COLLINS	THOMPSON	MULDER	ANYIAM	E. WHITE	GARZA	JONES	KEMP	BENNETT	DAVIS	MAYS	S. HUFF	BIRMINGHAM	HOLMES	
01/02/23	185	139	166	202	248	210	162	234	178	197	204	129	155	159	156	126	166	3016
01/03/23	185	138	167	202	249	210	162	234	179	197	205	129	155	159	156	126	166	3019
01/04/23	184	139	169	206	253	216	167	238	182	200	213	125	153	159	159	133	162	3058
01/05/23	188	134	173	205	260	216	167	249	182	202	214	127	150	160	163	128	162	3080
01/06/23	188	133	174	204	262	215	164	242	181	203	214	130	148	156	160	126	158	3058
01/09/23	187	135	177	204	260	219	163	240	177	204	209	132	150	161	163	127	159	3067
01/10/23	191	133	175	207	261	218	161	239	177	207	205	133	150	159	164	124	162	3066
01/11/23	189	132	170	207	259	223	166	237	176	209	211	129	148	161	158	119	164	3058
01/12/23	189	134	173	209	263	228	175	236	177	209	211	131	149	161	156	116	164	3081
01/13/23	190	134	174	211	265	228	182	235	174	215	210	135	151	164	159	114	166	3107
01/16/23	192	135	175	212	263	226	177	240	174	214	209	141	148	164	159	121	167	3117
01/17/23	192	135	174	212	264	227	178	242	176	214	209	142	149	163	160	122	168	3127
01/18/23	189	134	174	214	262	227	175	241	171	213	210	140	152	160	166	121	164	3113
01/19/23	189	137	172	213	263	229	176	236	170	214	207	138	153	164	169	119	163	3112
01/20/23	185	137	175	209	264	230	182	235	171	213	207	136	149	163	162	122	165	3105
01/23/23	186	136	175	210	263	225	186	233	168	214	203	134	148	163	163	124	166	3097
01/24/23	181	138	174	210	261	223	185	233	170	217	204	135	147	161	164	128	161	3092
01/25/23	179	136	172	211	256	216	185	232	166	207	197	139	150	155	160	132	159	3052
01/26/23	179	134	172	205	252	213	181	230	166	207	194	137	152	152	163	127	159	3023
01/27/23	178	138	174	197	256	210	184	234	168	205	194	137	152	150	161	127	157	3022
01/30/23	178	138	170	196	253	212	183	235	166	198	197	137	152	148	153	121	158	2995
01/31/23	185	140	172	196	252	214	181	237	167	197	196	135	152	145	158	119	156	3002
Jan. AVG	186	136	173	206	259	220	175	237	173	207	206	134	151	159	161	124	162	3067
	↑	★	↑	↓	↑	↑	↑	↓	↓	↑	↑	★	↓	↑	↑	★	↓	
Rankings	11	3	T-8	T-12	17	15	10	16	T-8	14	T-12	2	4	5	6	1	7	

DISPOSITION TOTALS FOR COUNTY CRIMINAL COURTS

2021	Jan	Feb	Mar	April	May	Jun	Jul	Aug	Sept	Oct	Nov	Dec	Average	Total
Avg	116	110	150	167	128	188	153	150	180	169	161	178	154	1850
TOTAL DISPOSTIONS	1389	1320	1805	2003	1534	2259	1831	1800	2158	2026	1928	2141	1850	22,194
2022	Jan	Feb	Mar	April	May	Jun	Jul	Aug	Sept	Oct	Nov	Dec	Average	Total
Avg	161	162	208	204	251	366	229	233	213	208	182	191	217	2607
TOTAL DISPOSTIONS	1929	1942	2497	2442	3011	4387	2752	2800	2554	2493	2187	2287	2607	31,281
2023	Jan	Feb	Mar	April	May	Jun	Jul	Aug	Sept	Oct	Nov	Dec	Average	Total
CCC1	131													131
CCC2	154													154
CCC3	224													224
CCC4	144													144
CCC5	211													211
CCC6	199													199
CCC7	183													183
CCC8	258													258
CCC9	177													177
CCC10	96													96
CCC11	198													198
CCAP2	200													200
Avg	181	#DIV/0!	#DIV/0!	#DIV/0!	#DIV/0!	#DIV/0!	#DIV/0!	#DIV/0!	#DIV/0!	#DIV/0!	#DIV/0!	#DIV/0!	#DIV/0!	181
TOTAL DISPOSTIONS	2175	0	0	0	0	0	0	0	0	0	0	0	0	2,175

*** Please note that CCAP1 Totals are CLASS C APPEALS ***

													Average	Total
CCAP1	163												163	163

Female Jail Pleas

													Average	Total
MAGISTRATE COURT	-												#DIV/0!	0

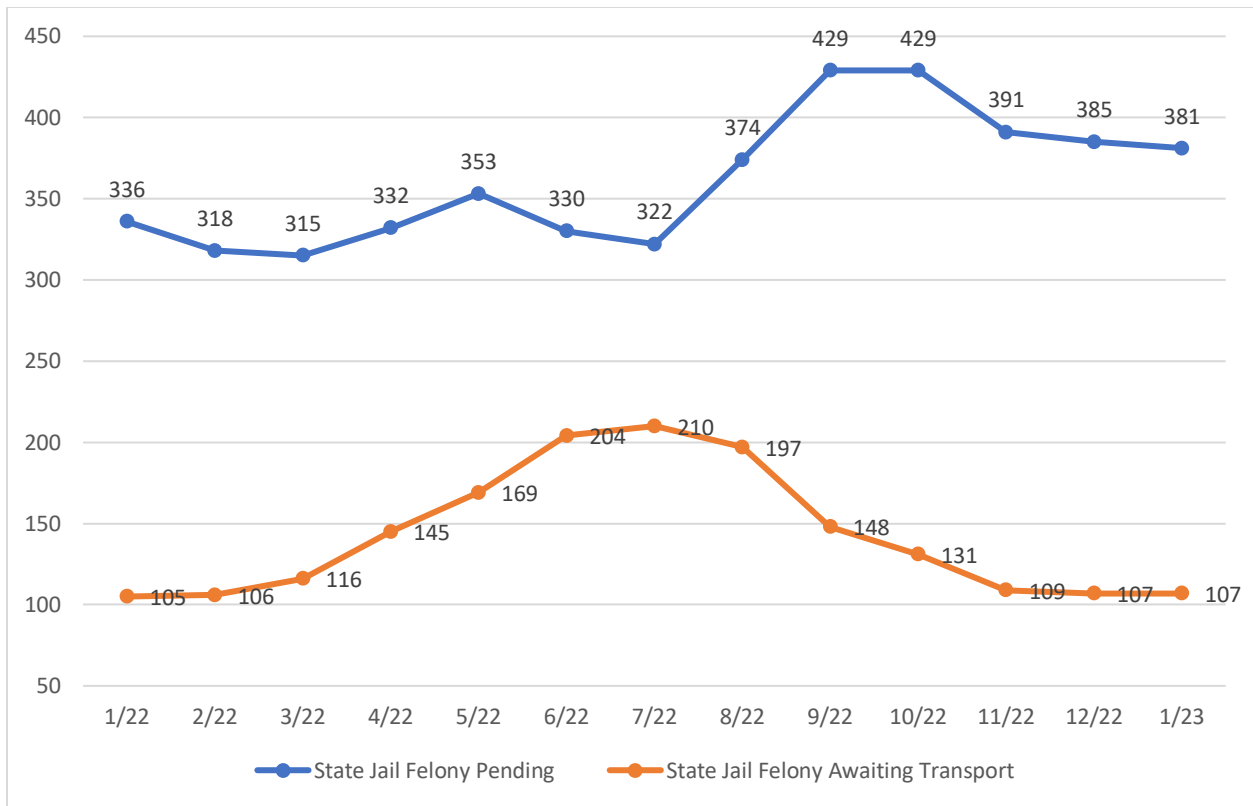
Average Pending Dispos (in Jail) by County Criminal Court

01/01/2023-01/31/2023

DATE	CCC1	CCC2	CCC3	CCCAP1	CCC4	CCC5	CCC6	CCC7	CCC8	CCC9	CCC10	CCCAP2	CCC11	Total
	MAYSE	HAYES	MOOREHEAD	WADE	WILLIAMS	GREEN	KING	EDWARDS	C. WHITE	HOFFMAN	M. HUFF	LUTHER	KELLY	
01/02/23	128	162	178	158	135	165	147	169	146	169	112	167	121	1957
01/03/23	131	166	181	160	137	163	152	169	148	168	114	169	123	1981
01/04/23	133	163	178	165	139	163	153	171	146	170	116	165	119	1981
01/05/23	131	161	178	163	135	166	155	168	139	169	117	165	118	1965
01/06/23	131	160	178	162	132	167	147	168	138	169	114	163	120	1949
01/09/23	139	162	187	160	140	176	149	175	136	176	119	169	122	2010
01/10/23	138	158	188	160	136	171	142	174	141	174	116	171	118	1987
01/11/23	134	153	185	161	134	168	142	169	132	173	113	166	119	1949
01/12/23	131	152	183	157	137	167	139	171	135	172	114	164	119	1941
01/13/23	128	149	181	157	134	167	140	162	134	175	108	164	114	1913
01/16/23	138	157	184	158	136	168	146	170	138	176	106	164	117	1958
01/17/23	139	158	186	156	136	169	149	172	138	181	105	164	120	1973
01/18/23	133	157	182	159	135	167	145	166	136	178	102	165	120	1945
01/19/23	130	161	185	164	134	166	145	168	137	178	104	158	115	1945
01/20/23	130	160	186	162	137	164	150	165	137	177	107	162	112	1949
01/23/23	136	159	188	160	138	170	153	166	136	173	113	164	117	1973
01/24/23	136	156	188	161	143	174	153	168	142	178	119	159	109	1986
01/25/23	135	154	187	158	137	172	152	167	140	181	116	158	107	1964
01/26/23	132	149	184	160	139	172	156	164	144	177	113	156	109	1955
01/27/23	135	144	179	161	139	170	153	164	141	174	114	153	109	1936
01/30/23	139	144	182	162	141	169	152	164	146	168	110	149	117	1943
01/31/23	139	147	179	165	139	167	155	162	148	172	116	155	117	1961
Jan. AVG	134	156	183	160	137	168	149	168	140	174	112	162	116	1960
	★	↓	↑	↑	↓	↑	↑	↓	↑	↑	★	↑	★	
Rankings	3	7	13	8	4	T-10	6	T-10	5	12	1	9	2	

**New Report beginning on 02.18.2022

State Jail Felony – Jail Population Report January 2023



	Aug	Sept	Oct	Nov	Dec	Jan
Possession	252	250	237	211	215	210
Theft	60	66	62	55	61	60
UUMV	33	29	41	41	35	34
Burglary	25	33	35	35	42	31
Other	50	59	57	51	54	52
Total	420	437	432	393	407	387

Defendants in jail pending lab analysis									
Date	DEA	DPS	Tarrant	SWIFS	NMS	ARMSTRONG	NOT AT SWIFS-need case LEA	Total	Total in Jail SWIFS over 30
01/09/18	3	72	14	38				127	0
02/05/18	2	44	13	65				124	0
03/09/18	1	60	16	41				118	1
04/10/18	3	68	14	25				110	0
05/07/18	2	97	19	54				172	0
06/09/18	2	106	20	58				186	1
07/09/18	2	103	6	50				161	3
08/06/18	1	95	1	38				135	1
09/04/18	2	100	0	21				123	0
10/16/18	0	121	0	7				128	0
11/13/18	0	161	0	37				198	0
12/12/18	0	141	0	38				179	0
01/04/19	0	163	0	36				199	0
02/05/19	0	162	0	34				196	0
03/07/19	0	107	0	4				111	0
04/10/19	0	86	0	18				104	0
05/10/19	0	91	0	18				109	0
06/10/19	0	61	0	19				80	1
07/05/19	3	55	0	8				66	0
08/09/19	4	30	2	22				58	0
09/10/19	5	19	0	13				37	0
10/09/19	4	17	6	13				40	0
11/09/19	4	14	1	6				25	0
12/06/19	4	16	0	5				25	0
01/07/20	1	15	0	0				16	0
02/07/20	1	27	0	6				34	2
03/02/20	0	8	0	3				11	0
04/03/20	0	14	0	2				16	0
05/08/20	0	10	0	4				14	2
06/05/20	0	11	0	0	2	1		14	0
07/06/20	0	20	0	0	1	1		22	0
08/04/20	0	8	0	1	0	1		10	1
09/04/20	0	22	0	9	0	2		33	3
10/04/20	0	12	0	1	1	0		14	1
11/06/20	0	20	0	5	2	0		27	1
12/03/20	0	15	0	2	0	0		17	1
01/04/21	0	10	0	14	0	1		25	14
02/04/21	0	12	0	5	1	0		18	5
03/04/21	0	17	0	18	1	0		36	18
04/05/21	0	9	0	4	2	0		15	4
05/05/21	0	26	0	45	10	6		87	18
06/04/21	0	20	0	15	7	11		53	3
07/06/21	0	14	0	19	7	15		55	0
08/05/21	3	10	0	11	3	11	1	39	0
09/02/21	2	32	0	40	3	11	6	94	0
10/05/21	0	40	0	60	4	7	0	111	0
11/05/21	2	8	0	18	7	3	5	43	0
12/03/21	0	8	0	35	5	2	0	50	6
01/05/22	0	29	0	49	4	4	2	88	6
02/05/22	2	33	0	43	2	2	0	82	5
03/04/22	0	12	0	23	0	2	1	38	4
04/01/22	0	20	0	15	2	0	0	37	4
05/05/22	6	17	0	65	1	2	0	91	5
06/03/22	3	22	0	48	1	0	0	74	2
07/05/22	1	31	0	86	5	5	1	129	9
08/05/22	0	42	0	77	5	10	0	134	8
09/02/22	0	48	0	62	2	4	3	119	11
10/06/22	1	72	0	139	0	8	0	220	15
11/04/22	6	21	0	123	2	11	4	167	5
12/05/22	4	46	0	96	0	6	4	156	7
01/05/23	6	56	0	151	5	14	0	232	12
02/03/23	0	65	0	179	4	13	0	261	35

Defendants in jail pending lab analysis - Supplemental Data from SWIFS					
Date	@SWIFS Pending	@SWIFS >30 Days	AVG Jail TAT (Days)	Jail Cases Received	Jail Cases Completed
02/07/20				6	10
03/02/20				4	8
04/03/20				19	21
05/08/20				10	12
06/05/20				16	16
07/06/20				6	7
08/04/20				8	8
09/04/20				19	21
10/04/20				19	19
11/06/20				19	16
12/03/20				7	13
01/04/21				11	50
02/04/21				43	39
03/04/21				44	63
04/05/21				43	41
05/05/21				120	103
06/04/21				124	136
07/06/21				132	114
08/05/21				159	162
09/02/21				167	185
10/05/21				210	174
11/05/21				126	144
12/03/21				176	192
01/05/22				154	157
02/05/22				172	170
03/04/22				186	191
04/01/22				160	141
05/05/22				166	160
06/03/22				133	173
07/05/22				221	204
08/05/22				185	205
09/02/22				217	208
10/06/22				232	201
11/04/22			11	149	210
12/05/22	87	1	13	245	205
01/13/23			14	178	185
02/07/23	107	7			

Dallas County Pretrial Services

Smart Justice Unit

January 2023 Statistical Summary Report

Month/Year	Supervised Cases Start Of Month	Total New Granted Defendants	# New Misd Bonds	# New Felony Bonds	Initial MH # Reviewed	# Initially Eligible	# Orders Signed	Presented for Hearing	Denied by Judge	Other	Level 1	Level 2	Level 3	Level 4	Successful Close outs	Unsuccessful Close outs	Active CD Count	Supervised SJ Cases End Of Month
Jan-2022	318	39	9	46	1513	182	257	48	9	0	26	8	5	0	10	30	16	317
Feb-2022	317	31	11	27	1534	194	251	45	11	3	22	6	2	1	8	13	16	327
Mar-2022	327	48	17	44	2033	239	302	70	19	3	25	16	7	0	26	26	18	323
Apr-2022	323	32	17	33	1916	209	286	48	13	3	17	5	8	2	17	29	19	309
May-2022	309	45	21	48	2070	265	376	67	19	3	31	6	7	1	8	24	19	322
Jun-2022	322	45	22	47	2007	225	308	60	13	1	29	8	7	1	22	28	15	317
Jul-2022	317	29	5	41	1890	208	279	42	12	1	16	6	7	0	7	24	14	315
Aug-2022	315	60	21	65	2391	307	395	82	17	5	47	6	7	0	25	30	14	320
Sep-2022	320	36	17	31	1915	243	312	52	16	0	26	7	3	0	15	23	23	318
Oct-2022	318	28	7	31	1796	192	254	43	14	1	12	8	8	0	15	30	26	301
Nov-2022	301	31	8	36	1600	173	233	39	8	0	20	9	2	0	16	23	26	293
Dec-2022	293	31	7	40	1593	179	241	49	15	3	21	4	5	1	11	29	33	284
Jan-2023	284	23	11	22	1652	176	242	41	15	3	11	6	6	0	16	35	30	256

April 2017- Present

	Initial MH #	Eligible	# Orders Signed	Presented	Denied	Other	Granted	Misd	Felony
Totals:	102,832	13,107	16,941	3,365	612	91	2,661	1,339	2,426

Dallas County Pretrial Services
Electronic Monitoring Unit
January 2023 Statistical Summary Report

Month/Year	Total Supervised Cases Start Of Month (ELM/ASP)	TOTAL NEW BOND ELM DEFENDANTS	TOTAL NEW ASP DEFENDANTS	SUCCESSFUL CLOSE OUTS	UNSUCCESSFUL CLOSE OUTS	Total violations submitted - NEW OFFENSE	Total violations submitted - Technical Violations	Total Jail Bed Days x Cost	Total Jail Bed Expenses Saved	Total Supervised Cases End Of Month (ELM/ASP)
Jan-2022	829	92	13	61	42	4	116	24,509 x \$67.20	\$1,647,004.80	831
Feb-2022	831	107	11	56	36	5	113	24,338 x \$67.20	\$1,635,513.60	857
Mar-2022	857	115	22	100	58	5	180	25,716 x \$67.20	\$1,728,115.20	836
Apr-2022	836	144	9	134	52	9	191	23,796x \$67.20	\$1,599,091.20	803
May-2022	803	122	14	94	56	6	168	39,250 x \$67.20	\$2,637,60.00	789
Jun-2022	789	137	12	112	45	14	162	23,648 x \$67.20	\$1,589,145.60	781
Jul-2022	781	140	13	132	37	14	162	23,648 x \$67.20	\$1,589,145.60	765
Aug-2022	765	98	12	96	46	10	138	23,498 x \$67.20	\$1,579,145.60	733
Sep-2022	733	110	9	88	45	5	117	21, 681 x \$67.20	\$1,456,963.20	719
Oct-2022	719	182	9	150	36	6	107	21,332 x \$66.16	\$1,411,325.12	724
Nov-2022	724	144	8	116	37	3	130	20,952 x \$66.16	\$1,386,184.32	723
Dec-2022	723	119	6	96	46	3	144	20,260 x \$66.16	\$1,340,401.30	706
Jan-2023	706	125	11	119	48	16	129	20,269 x \$66.16	\$1,340,997.04	675

Dallas County Pretrial Services

Alcohol Monitoring Unit

January 2023 Statistical Summary Report

Month/Year	Total Supervised Cases Start Of Month	Pending Bond Orders (Assigned + Unassigned)	Total New Cases Activated	Number of Successful Closeouts	Number of Unsuccessful Closeouts	Count of Violations Submitted to Court	Count of Installation notices submitted	Count of Supervised Cases (End of Month)	Supervision Fees Collected
Jan-2022	1655	157	122	90	17	218	74	1670	\$ 14,479.50
Feb-2022	1670	155	109	79	13	179	63	1687	\$ 15,664.00
Mar-2022	1687	168	150	140	23	237	82	1674	\$ 18,161.00
Apr-2022	1674	155	159	129	11	191	56	1693	\$ 14,355.00
May-2022	1693	154	158	154	10	185	84	1687	\$ 16,460.00
Jun-2022	1687	153	154	157	5	184	76	1679	\$ 14,608.00
Jul-2022	1679	190	123	158	15	234	80	1629	\$ 15,374.00
Aug-2022	1629	170	134	170	6	199	123	1587	\$ 12,810.00
Sep-2022	1587	182	159	148	16	231	120	1582	\$ 14,907.70
Oct-2022	1582	179	135	130	12	218	123	1575	\$ 13,907.00
Nov-2022	1575	223	139	133	25	226	145	1556	\$ 13,221.00
Dec-22	1556	254	124	85	19	255	142	1576	\$ 15,708.00
Jan-23	1576	257	132	123	15	219	137	1570	\$ 16,991.95

Dallas County Pretrial Services
General PT Bond Supervision Unit
January 2023 Statistical Summary Report

Month/Year	Total Supervised Cases Start Of Month	Total New PT Bond Defendants	Total New Court Ordered Cases	# of Felony Bonds	# of Mis Bonds	Successful Close outs	Unsuccessful Close outs	Total Interviews Conducted	Average dail Jail book in	Fees Collected	Fees Waived	Total Supervised Cases End Of Month
Jul-2021	188	1	8	1	1	16	4	17	139	\$0.00	\$50.00	177
Aug-2021	177	2	7	2	0	8	4	32	136	\$0.00	\$180.00	174
Sep-2021	174	1	6	0	1	8	5	19	136	\$0.00	\$20.00	168
Oct-2021	168	2	4	0	2	13	2	14	129	\$0.00	\$65.00	159
Jan-2022	149	8	6	5	4	7	8	22	122	\$230.00	\$110.00	148
Feb-2022	148	7	6	3	6	6	1	21	123	\$60.00	\$330.00	154
Mar-22	154	2	9	2	1	8	1	17	137	\$0.00	\$60.00	155
Apr-22	155	8	2	2	8	10	6	30	139	\$20.00	\$245.00	149
May-22	149	9	3	3	9	10	2	14	137	\$270.00	\$240.00	149
Jun-22	149	10	11	7	6	10	12	36	138	\$180.00	\$530.00	148
Jul-22	148	7	3	6	2	7	8	32	139	\$85.00	\$375.00	143
Aug-22	143	6	17	4	3	2	9	28	153	\$20.00	\$545.00	155
Sep-22	155	5	15	3	2	19	8	32	152	\$75.00	\$105.00	148
Oct-22	148	6	2	3	3	14	4	38	140	\$95.00	\$135.00	138
Nov-22	138	9	3	4	5	7	2	46	135	\$210.00	\$725.00	141
Dec-22	141	6	1	2	4	7	3	20	129	\$30.00	\$227.50	138
Jan-23	138	13	5	9	6	6	6	30	137	\$275.00	\$1,465.00	144

DCSO - SUPPORT SERVICES WEEKLY STATISTICAL SUMMARY

DETENTION EARLY WARNING REPORT

	AS OF 7:00:49 AM ON 2/3/2023										
	CURRENTLY IN JAIL	AVG-STAY DAYS	1-10 DAYS	11-20 DAYS	21-30 DAYS	31-40 DAYS	41-50 DAYS	51-60 DAYS	61-70 DAYS	GT-70 DAYS	% OF TOTAL POP
G BENCH WARRANTS	22	138.22	0	2	2	0	0	2	2	14	0.36%
R OUT OF COUNTY/STATE HOLD	71	44.29	39	11	3	3	2	1	2	10	1.15%
ZZ DEFAULT -- IN ERROR	68	29.83	41	5	8	2	2	3	0	7	1.11%
TOTAL	161	70.78									

** Weighted Avg.

6,095

Comments:

IMMIGRATION HOLDS **Report Date** **02/03/23**
546 **LM = 549**

BENCH WARRANTS:	22	5	Ready to Return to TDC
		0	Awaiting to be sentenced/confirmation
		15	Holding as a witness
		1	US Marshall
		1	Special Program
OUT OF COUNTY /STATE HOLD:	71	60	In-State out of county still in the allowed 10-day period
		10	Released
		1	Special Program
DEFAULT - IN ERROR:	68	57	Inmate status has been changed from "on floor" to an "assigned location"
		7	Inmate Status is "On Floor" being processed.
		4	Releases

(Category represents inmates on the Floor when report is ran)

The over GT-70 are broken down as follows:

Bench Warrants: 10 is holding as a Witness, 1 US Marshall, 3 Ready to Return to TDC, 0 Awaiting sentence, 0 Special Program

Default in Error: 7 Inmates status has an assigned location, 0 Released

Out of County: 9 In-State/out of county 10-day period, 1 Released, 0 Special Program

Misdemeanor Court's JAIL POPULATION INITIATIVE PROGRAM

	1	2	3	4	5	6	7	8	9	10	11	12	13	14	15	16	17	18	19	20	21	22	23	24	25	26	27	28	29	30	31	Monthly Total	Start Date: 6/9/08				
JAN 21	H			8	9	6	4	11			17	17	10	8	3			H	13	12	5	9			19	17	19	15	7			209	\$ 6,184.31				
FEB 21	8	8	11	11	7			20	14	16	15	9			4	7	12	12	5			5	6	11	14	6						201	\$ 5,947.59				
MAR 21	6	9	11	9	4			15	4	9	8	2			12	17	17	8	6				18	19	14	10	11			14	12	20	255	\$ 7,545.45			
April 21	9	2			10	16	16	10	5			11	14	11	7	8			15	19	17	14	5			14	18	21	19	9			270	\$ 7,989.30			
May 21		13	13	10	11	9	3				13	11	9	6	5			6	7	13	11	3			12	10	15	15	4			H	199	\$ 5,888.41			
JUNE 21	13	15	8	4			5	8	10	11	8			4	9	8	8	6			16	14	9	10	7			15	6	17			211	\$ 6,243.49			
JULY 21	6	3			H	6	6	7	10			13	13	15	15	4			10	12	21	15	2			11	13	17	17	10			226	\$ 6,687.34			
AUG 21		12	10	10	11	5			6	9	9	6	5			18	10	11	17	6			12	3	7	10	6			25	23			231	\$ 6,835.29		
SEPT 21	5	6	1			H	9	12	12	8				9	5	5	6	1			10	10	7	3	3			14	12	11	8			157	\$ 4,645.63		
OCT 21	3			4	7	11	9	3				8	7	4	4	4			8	5	5	4	2			4	3	7	5	2				109	\$ 3,662.40		
NOV 21	5	6	3	7	5			8	9	12	8	4			5	5	5	5	2				8	6	5	H	H			12	5			99	\$ 3,326.40		
DEC 21	4	3	1			6	10	10	5	3				6	8	7	5	1			10	5	9	8	H			H	9	8	8	7			134	\$ 4,502.40	
2021 Total																																				\$ 69,458.01	
JAN 22			H	6	4	2	3			6	11	13	7	3			H	4	7	7	5				9	10	12	7	3			12			131	\$ 4,401.60	
FEB 22	9	6	3	4			5	6	6	4	5			6	5	12	7	3			10	16	12	6	7			19						151	\$ 5,073.60		
MAR 22	3	7	5	3			8	11	8	11	5			7	9	4	6	2				8	9	8	9	4			10	9	8	10			164	\$ 5,510.40	
April 22	2			7	7	7	6	2			5	3	5	8	5			9	6	5	9	8			11	10	12	10	9						146	\$ 4,905.60	
May 22		7	7	7	3	1			13	9	8	5	5			11	9	9	5	2			10	4	4	8	4			H	24			155	\$ 5,208.00		
JUNE 22	5	1	3			9	7	8	8	1			7	6	6	7	7			H	16	13	10	5			33	41	47	38				278	\$ 9,340.80		
JULY 22	5			H	6	8	3	1			8	11	8	5	4			10	12	12	9	8			15	10	11	12	4					162	\$ 5,443.20		
AUG 22	9	9	11	10	5			8	6	5	4	2			9	8	2	3	3			8	7	10	10	9			24	32	42			236	\$ 7,929.60		
SEPT 22	5	3			H	6	8	10	11				18	15	13	10	2			10	11	9	7	7			14	13	14	19	11			216	\$ 7,257.60		
OCT 22			11	13	9	5	3			2	1	5	5	6			10	8	6	8	3			8	10	13	11	5				42			184	\$ 6,086.72	
NOV 22	4	6	5	2			4	7	8	3	2			7	4	4	3	1			10	7	6	H	H			8	11	12				114	\$ 3,771.12		
DEC 22	3	5			10	5	5	7	3				8	8	4	1	4			8	12	13	9	4			H	H	19	28	27			183	\$ 6,053.64		
2022 Total																																				\$ 70,981.88	
JAN 23		H	10	7	5	5			10	9	9	7	8			H	8	4	2	3			6	11	14	8	7			12	11			156	\$ 5,160.48		
FEB 23																																			0	\$ -	
MAR 23																																			0	\$ -	
April 23																																			0	\$ -	
May 23																																			0	\$ -	
JUNE 23																																			0	\$ -	
JULY 23																																			0	\$ -	
AUG 23																																			0	\$ -	
SEPT 23																																			0	\$ -	
OCT 23																																			0	\$ -	
NOV 23																																			0	\$ -	
DEC 23																																			0	\$ -	
2023 Total																																				\$ 5,160.48	

H=Holiday

MISDEMEANOR DISPOSITION COURT STATS

Month of January 2023

Pending Cases

CASE NUMBER	LAST NAME	FIRST	COURT
MA2071510	Guevara	Andy	5

Case Stats for the Month of May

DISPOSED	Pending	RESET	TOTAL ON DOCKET	REFERRED BACK TO ORIGINAL COURT
29	1	31	61	0

Jury Trial Stats for the Month of May

DISPOSED	Pending	RESET	TOTAL ON DOCKET	REFERRED BACK TO ORIGINAL COURT
2	0	0	2	0

Cases Dismissed by DA for the Month of May

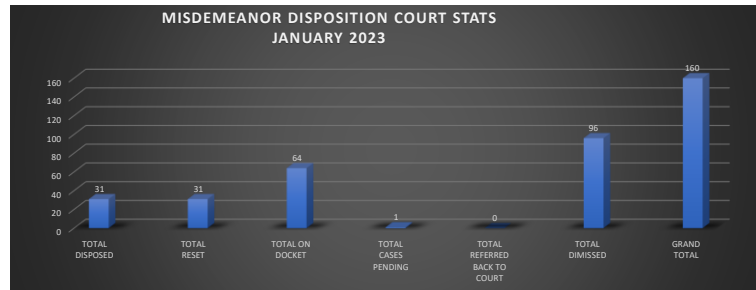
DISMISSED

96

Motion Docket Stats for Month of January

Granted	Denied	TOTAL ON DOCKET
1	1	1

TOTAL DISPOSED	31
TOTAL RESET	31
TOTAL ON DOCKET	64
TOTAL CASES PENDING	1
TOTAL REFERRED BACK TO COURT	0
TOTAL DISMISSED	96
GRAND TOTAL	160



DALLAS COUNTY SHERIFF'S DEPARTMENT
 FUGITIVE SECTION FISCAL YEAR 2023
 TDCJ MONTHLY ACTIVITY SHEET
 MONTH: January 2023

BEGINNING TOTAL OF INMATES PAPER READY:

DATE	ID JUDGMENTS RECEIVED	SJ JUDGMENTS RECEIVED	JUDGMENTS PROCESSED	JUDGMENTS RETURNED	#OF INMATES PR / ID	PAR VIOL READY	B/W RTR	# OF INMATES TO TDCJ	#OF INMATES WAITING / ID	ID / SJ				
										#OF INMATES PR / SJ	# OF INMATES TO SJ	#OF INMATES WAITING / SJ	# OF INMATES TO ISF	# OF INMATES TO SAFFP
1									0			0		
2									0			0	8	
3	2	3	17		1		1	27	-26		9	-9		2
4	15	1	19		12		1		-14			-9		3
5	10	6	16	5	7			40	-47		2	-11		2
6	29	4	25		9				-38			-11		2
7									-38			-11		
8									-38			-11		
9			4		2		1	2	-38		5	-16		4
10	22	8	35		28			44	-54	4		-12		7
11	12		7		7		4	11	-58			-12	7	
12	20	16	10		1			42	-99	4		-8		
13	23	6	48		21				-78	5	17	-20		11
14									-78			-20		
15									-78			-20		
16			12		3				-75	1		-19		
17	14	18	46		11				-64	3		-16		5
18	29	17	25		21			5	-48	2		-14	12	3
19	43	2	60		13			4	-39	4		-10	13	1
20	9	2	19		22		5	40	-57			-10		
21									-57			-10		
22									-57			-10		
23	26	3	22		13				-44	4	6	-12	6	
24	26	18	35		26			22	-40	7		-5		
25	8	13	12		8				-32			-5		
26	16	12	22		8				-24	1	1	-5		3
27	9	9	42		13				-11	6		1		
28									-11			1		
29									-11			1		
30	7	1						1	-12		5	-4		
31									-12			-4		
TOTAL	320	139	476	5	226	0	12	238	-12	41	45	-4	46	43

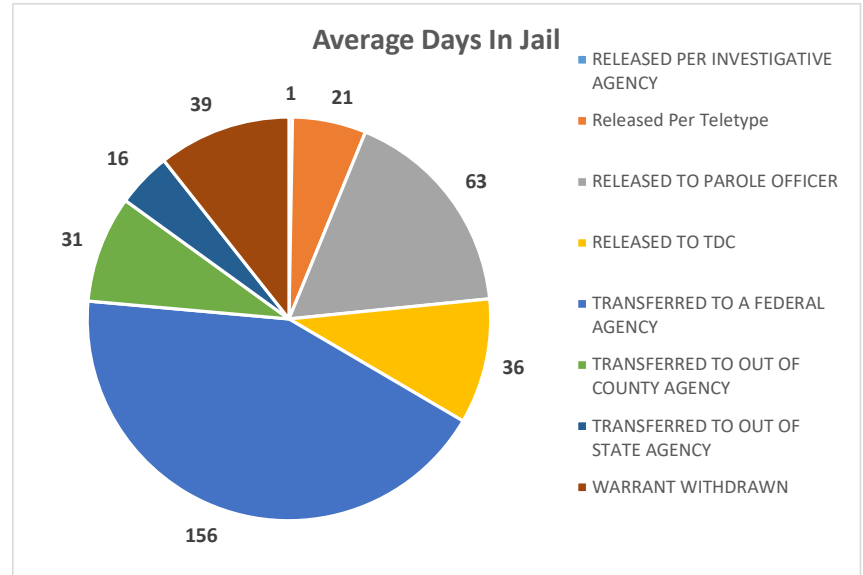
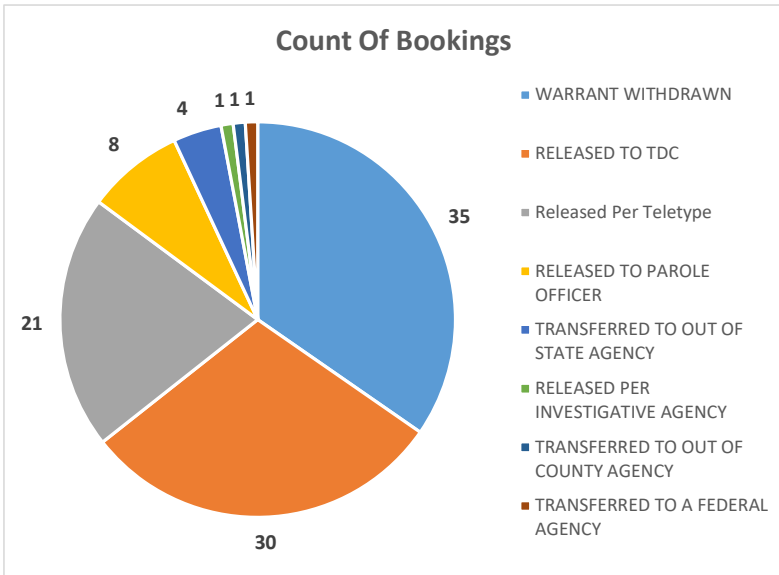
PAROLE VIOLATORS MONTHLY STATISTICS

TOTAL NUMBER OF PAROLE VIOLATORS(HOLDS ONLY) FOR JAN 2023 - 202

TOTAL NUMBER OF PAROLE RELEASES - 101

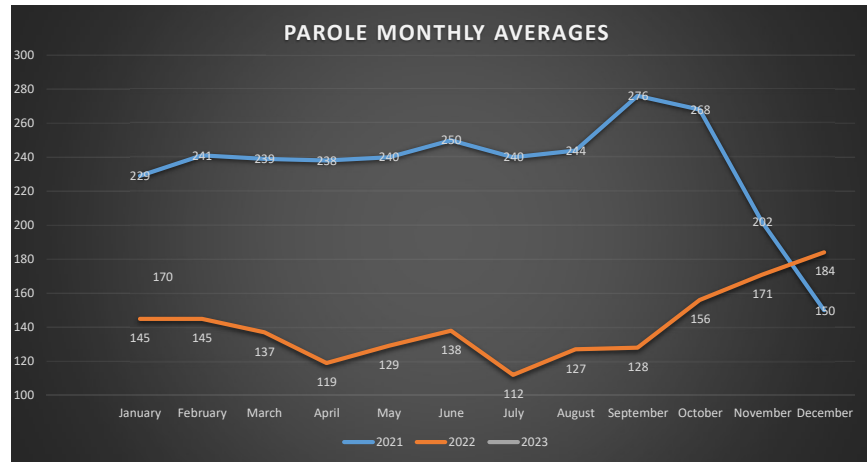
SENTENCE STATUS	COUNT OF BOOKINGS
WARRANT WITHDRAWN	35
RELEASED TO TDC	30
Released Per Teletype	21
RELEASED TO PAROLE OFFICER	8
TRANSFERRED TO OUT OF STATE AGENCY	4
TRANSFERRED TO OUT OF COUNTY AGENCY	1
RELEASED PER INVESTIGATIVE AGENCY	1
TRANSFERRED TO A FEDERAL AGENCY	1
Grand Total	101

SENTENCE STATUS	AVERAGE DAYS IN JAIL
WARRANT WITHDRAWN	39
RELEASED TO TDC	36
Released Per Teletype	21
RELEASED TO PAROLE OFFICER	63
TRANSFERRED TO OUT OF STATE AGENCY	16
TRANSFERRED TO OUT OF COUNTY AGENCY	31
RELEASED PER INVESTIGATIVE AGENCY	1
TRANSFERRED TO A FEDERAL AGENCY	156
Grand Total	36

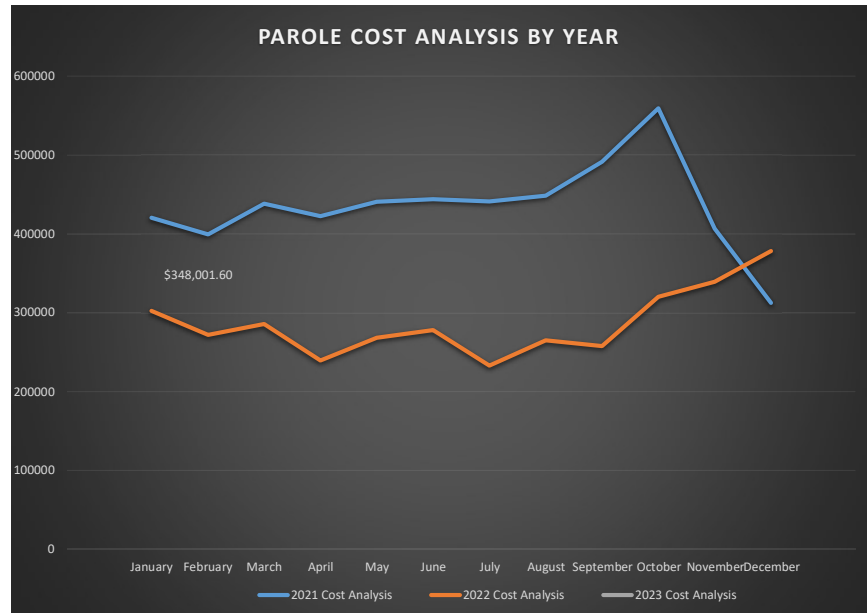


JAIL POPULATION PAROLE AVERAGES AND COST ANALYSIS

2021	Jail Pop Average	Parole Average	Jail Bed Count	Cost Analysis
January	5592	229	7103	\$420,355.54
February	5690	241	6748	\$399,346.64
March	5668	239	7409	\$438,464.62
April	5550	238	7137	\$422,367.66
May	5400	240	7448	\$440,772.64
June	5471	250	7506	\$444,205.08
July	5512	240	7454	\$441,127.72
August	5710	244	7578	\$448,466.04
September	5856	276	8308	\$491,667.44
October	5863	268	8322	\$559,238.40
November	5597	202	6052	\$406,694.40
December	5417	150	4651	\$312,547.20
Monthly Average	5611	235	85,716	
TOTAL COST			\$5,225,253	



2022	Jail Pop Average	Parole Average	Jail Bed Count	Cost Analysis
January	5541	145	4500	\$302,400.00
February	5648	145	4051	\$272,227.20
March	5552	137	4250	\$285,600.00
April	5633	119	3568	\$239,770.00
May	5847	129	3991	\$268,195.00
June	5986	138	4137	\$278,006.40
July	6048	112	3468	\$233,049.60
August	6288	127	3943	\$264,969.60
September	6247	128	3836	\$257,779.20
October	6205	156	4837	\$320,015.92
November	6092	171	5128	\$339,268.48
December	6076	184	5716	\$378,170.56
Monthly Average	5930	141	51,425	
TOTAL COST			\$3,439,452	



2023	Jail Pop Average	Parole Average	Jail Bed Count	Cost Analysis
January	6084	170	5260	\$348,001.60
February				
March				
April				
May				
June				
July				
August				
September				
October				
November				
December				
Monthly Average	6084	170	5,260	
TOTAL COST			\$348,002	

ATRS

February 10, 2023

Efficiency of the Jail Clinical Evaluation Process

The average lag time of the clinical evaluations during the month of January was 6 days with a range of 0-15.

Productivity (Jail Screens & Evaluations)

October: Screenings: 224
Evaluations: 210

November: Screenings: 226
Evaluations: 188

December: Screenings: 190
Evaluations: 204

**January: Screenings: 189
Evaluations: 185**

CSCD Residential Placements

As of 2/3/2023:

15 DDC MALE beds available – 3 waiting, 3 projected intakes 2/7/23

14 DDC FEMALE beds available – 3 waiting, 2 projected intakes 2/7/23

22 JTC MALE beds available – 31 waiting, 17 projected intakes 2/7/23

8 JTC FEMALE beds available – 13 waiting, 7 projected intakes 2/7/23

DDC Census: 31 (15 males, 16 females)

JTC Census: 207 (150 males, 57 females)

Total Census: 238

Available Capacity:

JTC – 240 beds

DDC – 60 beds

Community Residential

Homeward Bound

Census: No update available

Waiting: 11 (as of 1/30/23)

Nexus Recovery Center

Census: No update available

Waiting: 3 (as of 1/30/23)

The Salvation Army

Census: 13 (as of 2/1/23)

Waiting: 1 (as of 1/30/23)

Intermediate Sanctions Facility (ISF)

As of 2/3/2023:

ISF Wait List (processed, accepted and awaiting transport): 48

Average Statewide Wait Time:

Males: 35 days

Females: 77 days

CSCD placements

DIRECT COUNT AND NEW PLACEMENTS

Felony

Direct	New
15302	564

Misdemeanor

Direct	New
5827	342

Indirect

16,424

Jail Competency Stats 2023

	Jan	Feb	March	April	May	June	July	Aug	Sept	Oct	Nov	Dec
Active												
New Evals - Incompetent	45 (47%)											
Waiting for the hospital - End of month	377											
*Only misdemeanor charge pending	30											
Maximum Secure Facility	144											
Males	120											
Females	24											
Daily Cost @ \$66.16/day	\$295,338.24											
Non-Maximum Secure Facility	233											
Males	175											
Females	58											
Daily Cost @ \$66.16/day	\$477,873.68											
Returned to jail from the hospital	17											
Closed												
New Evals - Competent	51 (53%)											
Admitted to the state hospital	15											
Maximum Secure Facility	5											
Non-Maximum Secure Facility	10											
Total Competency Evaluations Completed	96											
Average Wait Times (Days)												
Non-Maximum Secure Hospital -- Males	405											
Non-Maximum Secure Hospital -- Females	374											
Maximum Secure Hospital: Article 17.032(a) charges -- Males	856											
Maximum Secure Hospital: Article 17.032(a) charges -- Females	512											
Maximum Secure Hospital: NGRI -- Males		NGRI cases take priority for admission to Vernon State Hospital. Expected admission time is < 30 days										
Maximum Secure Hospital: NGRI -- Females												
*Note: All individuals who are found Not Guilty by Reason of Insanity (NGRI) or found incompetent to stand trial with an offense listed in Article 17.032(a) of the Code of Criminal Procedure must be sent to the maximum-secure hospital in Vernon. All wait times are approximate.												

Jail Competency Stats 2023 (by Doctor)													
	Jan	Feb	March	April	May	June	July	Aug	Sept	Oct	Nov	Dec	Totals
Dr. Kyle Clayton, Ph.D.	0												0
Competent	0												0
Incompetent	0												0
Dr. Lisa Clayton, M.D.	9												9
Competent	5												5
Incompetent	4												4
Dr. Kristi Compton, Ph.D.	2												2
Competent	2												2
Incompetent	0												0
Dr. Jeanine Galusha, Ph.D.	0												0
Competent	0												0
Incompetent	0												0
Dr. Jill Johansson-Love, Ph.D	0												0
Competent	0												0
Incompetent	0												0
Dr. Warren Lee, M.D.	17												17
Competent	13												13
Incompetent	4												4
Dr. Antoinette McGarrahan, Ph.D.	0												0
Competent	0												0
Incompetent	0												0
Dr. Michael Pittman, M.D.	68												68
Competent	31												31
Incompetent	37												37
Dr. William Yeatts, PsyD	0												0
Competent	0												0
Incompetent	0												0
Total Competency Evaluations Completed	96												96

Male Jail Based Competency Restoration Monthly Totals													Total	2022 Totals		
	23-Jan															
Beginning of Month	18															
JBCR Referrals	17														17	191
JBCR Referrals Entered Into Program	11														11	120
Successful Completions																
Transitioned to OCR	0														0	1
Found Competent	6														6	37
Case Dismissed/ Community Transition	0														0	21
Unsuccessful Completions/ ICR Transfers																
Transferred to State Hospital	0														0	5
JBCR Discharge: Client Withdraw	0														0	1
JBCR: Client Removed for Clinical Reasons	0														0	5
JBCR Discharge: Client Removed for Behavioral Reasons	2														2	43
End of Month	21															
Average LOS in JBCR (Days)	94															
Average LOS in Jail for JBCR Successful Completions (Days)	120															
Average LOS in Jail for JBCR Unsuccessful Completions (Days)	15															
Average LOS for placement for males to Non-Maximum Secure State Hospital	405 days															
Average LOS for placement for males to Maximum-Secure State Hospital	856 days															
Total Jail Beds Saved	1825														1825	24298
Total Cost Savings in Jail Bed Days	\$ 120,742.00														\$ 120,742.00	\$ 1,445,369.76

Female Jail Based Competency Restoration Monthly Totals														
	23-Jan												Total	2022
Beginning of Month	9													
JBCR Referrals	2												2	75
JBCR Referrals Entered Into Program	4												4	45
Successful Completions														
Transitioned to OCR	0												0	0
Found Competent	4												4	17
Case Dismissed/ Community Transition	0												0	10
Unsuccessful Completions/ ICR														
Transfers														
Transferred to State Hospital	1												1	1
JBCR Discharge: Client Withdraw	0												0	4
JBCR: Client Removed for Clinical Reasons	0												0	2
JBCR Discharge: Client Removed for Behavioral Reasons	0												0	8
End of Month	8													
Average LOS in JBCR (Days)	92													
Average LOS in Jail for JBCR Successful Completions (Days)	78													
Average LOS in Jail for JBCR Unsuccessful Completions (Days)	150													
Average LOS for placement for females to Non-Maximum Secure State Hospital														
Average LOS for placement for females to Non-Maximum Secure State Hospital	374 days													
Average LOS for placement for females to Maximum-Secure State Hospital														
Average LOS for placement for females to Maximum-Secure State Hospital	512 days													
Total Jail Beds Saved														
Total Jail Beds Saved	527												527	8321
Total Cost Savings in Jail Bed Days														
Total Cost Savings in Jail Bed Days	\$ 34,866.32												\$ 34,866.32	\$ 555,873.36

Monthly JIMI/STELLA Jail Mental Health Flag Report

2021 TOTALS

	Total Bookins	Total Unique Individuals Flagged for Mental Health	Mental Health Flag Categories:	NorthStar ID	NTBHA ID	TLETS Match	PAP Flag	MH AIS Flag
YEARLY 2021 TOTAL	48,186	31,313		7,006	9,745	10,515	4,031	23,581
			Percentages	22.40%	31.12%	33.54%	12.90%	75.29%

2022 TOTALS

MONTH	Total Bookins	Total Unique Individuals Flagged for Mental Health	Mental Health Flag Categories:	NorthStar ID	NTBHA ID	TLETS Match	PAP Flag	MH AIS Flag
Jan-22	3,790	1,986		515	756	755	343	1,966
			Percentages	20.44%	30.01%	20.20%	9.18%	52.61%
Feb-22	3,434	1,811		441	712	703	360	1,787
			Percentages	19.60%	31.64%	20.79%	10.64%	52.84%
Mar-22	4,248	2,324		579	920	877	411	2,282
			Percentages	20.49%	32.55%	21.11%	9.89%	54.92%
Apr-22	4,170	2,264		558	903	843	464	2,231
			Percentages	20.31%	32.87%	20.59%	11.33%	54.49%
May-22	4,251	2,312		600	975	898	426	2,270
			Percentages	21.32%	34.65%	21.59%	10.24%	54.58%
Jun-22	4,148	2,274		588	945	837	392	2,245
			Percentages	20.85%	33.51%	20.58%	9.64%	55.20%
Jul-22	4,297	2,817		611	969	873	392	2,200
			Percentages	21.69%	34.40%	20.65%	9.27%	52.51%
Aug-22	4,747	2,431		637	1,018	923	374	2,399
			Percentages	20.43%	32.65%	19.85%	8.04%	51.58%
Sep-22	4,542	2,224		593	961	873	342	2,192
			Percentages	20.69%	33.53%	19.61%	7.68%	49.24%
Oct-22	4,353	2,183		553	903	808	286	2,155
			Percentages	19.85%	32.41%	18.91%	6.69%	50.44%
Nov-22	4,059	1,969		481	848	753	272	1,946
			Percentages	18.92%	33.36%	18.99%	6.86%	49.07%
Dec-22	3,991	1,896		495	841	739	293	1,866
			Percentages	19.91%	33.83%	18.90%	7.49%	47.71%

***Note: Data listed above is reflective of unique individuals who receive at least one mental health flag from one of the identified categories. Individuals may be flagged in more than one category. Percentages above are indicative of that specific mental health flag category only.**

Mental Health Flag Categories Explained

NorthStar ID:	Individuals who have an identified service utilization history and service ID from the previous mental health Northstar system
NTBHA ID:	Individuals who have an identified service utilization and service ID from the current mental health NTBHA system
TLETS Match:	Texas Law Enforcement Telecommunications System, Flags sent from DPS that shows individuals who have any history of state-paid MH service
PAP Flag:	Parkland Jail Health Psychological Assessment Program
MH AIS Flag:	Individuals flagged for mental health concerns through the bookin process (from the gold form)

Monthly JIMI/STELLA Jail Mental Health Flag Report

2022 TOTALS

	Total Bookins	Total Unique Individuals Flagged for Mental Health	Mental Health Flag Categories:	NorthStar ID	NTBHA ID	TLETS Match	PAP Flag	MH AIS Flag
YEARLY 2022 TOTAL				6,651	10,751	9,882	4,355	25,539
	50,030	26,491	Percentages	17.04%	32.95%	20.15%	8.91%	52.10%

2023 TOTALS

MONTH	Total Bookins	Total Unique Individuals Flagged for Mental Health	Mental Health Flag Categories:	NorthStar ID	NTBHA ID	TLETS Match	PAP Flag	MH AIS Flag
Jan-23	4,259	2,188		569	952	832	312	2,164
			Percentages	20.73%	34.68%	19.84%	7.44%	51.60%
Feb-23								
			Percentages					
Mar-23								
			Percentages					
Apr-23								
			Percentages					
May-23								
			Percentages					
Jun-23								
			Percentages					
Jul-23								
			Percentages					
Aug-23								
			Percentages					
Sep-23								
			Percentages					
Oct-23								
			Percentages					
Nov-23								
			Percentages					
Dec-23								
			Percentages					

***Note: Data listed above is reflective of unique individuals who receive at least one mental health flag from one of the identified categories. Individuals may be flagged in more than one category. Percentages above are indicative of that specific mental health flag category only.**

Mental Health Flag Categories Explained

NorthStar ID:	Individuals who have an identified service utilization history and service ID from the previous mental health Northstar system
NTBHA ID:	Individuals who have an identified service utilization and service ID from the current mental health NTBHA system
TLETS Match:	Texas Law Enforcement Telecommunications System, Flags sent from DPS that shows individuals who have any history of state-paid MH service
PAP Flag:	Parkland Jail Health Psychological Assessment Program
MH AIS Flag:	Individuals flagged for mental health concerns through the bookin process (from the gold form)