



**DALLAS COUNTY
CRIMINAL JUSTICE DEPARTMENT**

**Jail Population Committee Meeting Agenda
December 13, 2024, 10:00 a.m.
CANCELLED**

A. The Criminal Justice Department's Jail Population Management Team Updates

B. PowerBI Dashboard-Public Access Link:

<https://www.dallascounty.org/departments/criminal-justice/jail-population.php>

I. Jail Population- Snapshot 12/06/2024 – 6,443

- Detention Early Warning Report (DEWR) Glossary (page 2)
- November 2024 DEWR (page 3)
- November Highlights: **HIGH:** 11/03 of **6,633** & **Low:** 11/27 of **6,386** Range: of **247**
- Female report (page 4)
- DEWR Bucket Comparison (page 5)
- DEWR Bucket Monthly Averages (page 6 & 7)
- Jail Population Monthly Average Charts & Graphs (pages 8 thru 11)
 - 11/24: 6,503 (-167)
 - 10/24: 6,670 (-62)
 - 09/24: 6,732 (-1)
- Book-in Averages (6 mo.): NOV. 142, OCT.149, SEP.149, AUG.163, JULY 153, JUNE 151
- Release Averages (6 mo.): NOV. 144, OCT.154, SEP.154, AUG.157, JULY 152, JUNE 148
- Nov. Book-in (Gender, Unsheltered, Behavioral Health) graphs/charts (pages 12 & 13)
- Release Glossary (page 14)
- Release totals by category & addendum (pages 15 & 16)
- Average length of stay based on release reason & addendum (pages 17 & 18)
- District Courts Pre-indictment Waivers by Month (page 19)
- District Courts Monthly Dispositions, Pending Dispo by Court & Backlog Data (pages 20 thru 23)
- Misdemeanor Courts Monthly Dispositions & Pending Dispo by Court (pages 24 & 25)
- Special Programs list: As of 12/02/2024-178 waiting; **Wilmer-70**, RT-17, **ISF-72**, MH-19

II. District Attorney's (DA's) Office Activities

- State Jail Unit (SJU)- **Marsha Edwards**
- Intake/Grand Jury Unit- **Ellyce Lindberg/ Jennifer Kachel**
- DA's cases pending lab analysis- **Dr. Sara Dempsey / Dr. Lindsay Glicksberg**

III. Public Defender's Office Activities- Paul Blocker

- Monthly Court Stats/Mental Health Stats /Mental Health PR Bonds – Attorney Case Appointments

IV. Jail Population Management Team

- Pretrial Services- **Duane Steele/ Jeff Segura/ Miguel Canales**
- Data Management Unit (DMU)- **Jimmy Patterson**
- County Criminal Courts Initiative- **Carla Gilkey**
- Texas Department of Criminal Justice (TDCJ) Activity Reports- **Tiffany Johnson**
- Parole Initiatives- **Walter Holmes/Candace Cherry/ Laymonde Lee**
- Community Supervision and Corrections Department (CSCD) Updates/ATRS Stats- **Dr. Marta Kang**

V. Behavioral Health Updates- Laura Edmonds

- State Hospital Waitlist Reports
- Jail Based Competency Restoration Monthly Report
- Monthly JIMI/STELLA Jail Mental Health Flag Report

Detention Early Warning Report (DEWR)-Glossary

The DEWR is a 32 line item report which provides a snapshot of the Dallas County Jail Population, capturing the primary case status/category (also referred to as a “bucket”). The DEWR consists of pre-disposition Felony and Misdemeanor cases, and those adjudicated which are awaiting release or transfer.

1	Felony not filed:	Felony arrest made by local law enforcement agencies (LEA's), case has not been received by the District Attorney (DA).
2	Felony pending Grand Jury (GJ):	Felony cases accepted for prosecution and awaiting presentation to the GJ.
3	Felony not including State Jail Felonies (SJF):	Felony offenses excluding SJF which have been indicted by the GJ and are now pending in the felony courts.
4	SJF pending disposition:	SJF offenses which have been indicted by the GJ and are now pending in the felony courts.
5	Probation Violators (PV) Felony:	Defendants (Def's) in jail for various violations of the terms and conditions of their felony probation.
6	Texas Department of Criminal Justice (TDCJ) over 10 years on appeal or TDC no appeal-	Def's received a felony conviction and were sentenced to TDCJ >10 years; the case may or may not be on appeal. Def is not eligible for bond.
7	Bench Warrants:	Def's being held as a witness in another Def's case; will be transferred back to TDCJ once the case is resolved.
8	TDCJ 10 years or less on appeal:	Def's received a felony conviction and were sentenced to TDCJ <10 years and are appealing their sentence; may be eligible to post bond.
9	Sentenced to SJF:	Def's received a felony conviction and were sentenced to a State Jail Facility, awaiting transfer.
10	SJF on appeal:	Def's received a felony conviction and were sentenced to a State Jail Facility and filed an appeal; may be eligible to post bond
11	SJF serving in county jail:	Def's received a felony conviction and were sentenced to time in the county jail.
12	Misdemeanor not filed:	Def's arrested for a misdemeanor offense by a local LEA; case has not been filed by the DA's office in the county courts.
13	Misdemeanor filed pending:	Def's charged with a misdemeanor offense and their cases have been filed with the county courts and are pending disposition
14	Misdemeanor PV:	Def's in jail for various violations of the terms and conditions of their county court probation.
15	Serving County Time as a Condition of Probation:	Def's held in county jail as a condition of probation (sanction). Not eligible for good time credit.
16	Serving County Time & Fines:	Def's sentenced to jail time and are serving their sentence.
17	Serving Fines and Court Cost only:	Def's serving time for fines and court cost only.
18	Out of County/State Hold:	Def's being held for another county or jurisdiction. Upon completion of their Dallas County jail time, agencies typically have 10 days to pick up the defendant or they are released.
19	Parole Violations:	Def's in jail for various violations of the terms and conditions of their felony parole.
20	SAFPF (Substance Abuse Felony Punishment Facility):	Def's ordered to a substance abuse treatment facility as a condition of felony probation and are awaiting transfer to that facility.
21	Special Programs:	Def's being held for Wilmer Judicial Treatment Center, Electronic Leg Monitor (ELM), or other community treatment programs.
22	Other Incompetent:	Def's being held in county jail awaiting transfer to a State Mental Health Facility.
23	US Marshal:	Dallas County contracts as a US Marshal holding facility.
24	Contempt in Jail:	Def's in jail for contempt of court.
25	Contempt Furlough:	Def's temporarily released from the jail.
26	Peace Bond:	Court ordered cash bond designed to keep the peace and protect a person or property from a threat (rarely used).
27	Texas Youth Commission (TYC):	Def's being held for transfer to TYC; TYC is now Texas Juvenile Justice Department (TJJD).
28	Immigration:	Def's detained by U.S. Immigration and Customs Enforcement (ICE) being held for transfer to a federal facility for immigration detainees.
29	Class C Misdemeanor only:	Citations which result in a fine, serving time in jail.
30	Contract Inmates:	Contract Holds for another County or Jurisdiction (overflow).
31	US Military:	Temporary hold for US Military.
32	Default:	Def's in transit: recently booked into jail (on the floor), have not been classified, and/or assigned to a jail/tank/housing unit

Detention Early Warning Report (DEWR)
November 2024


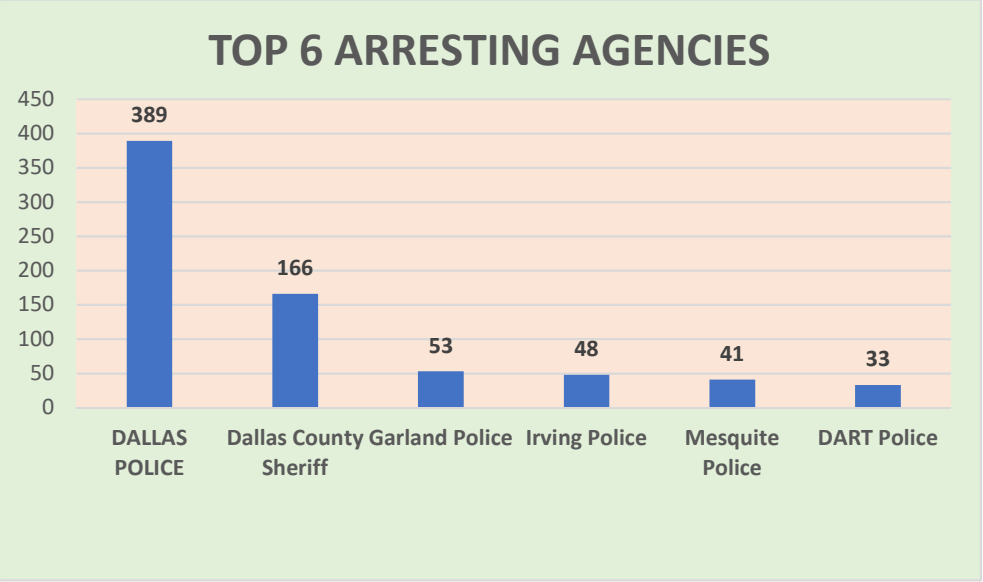
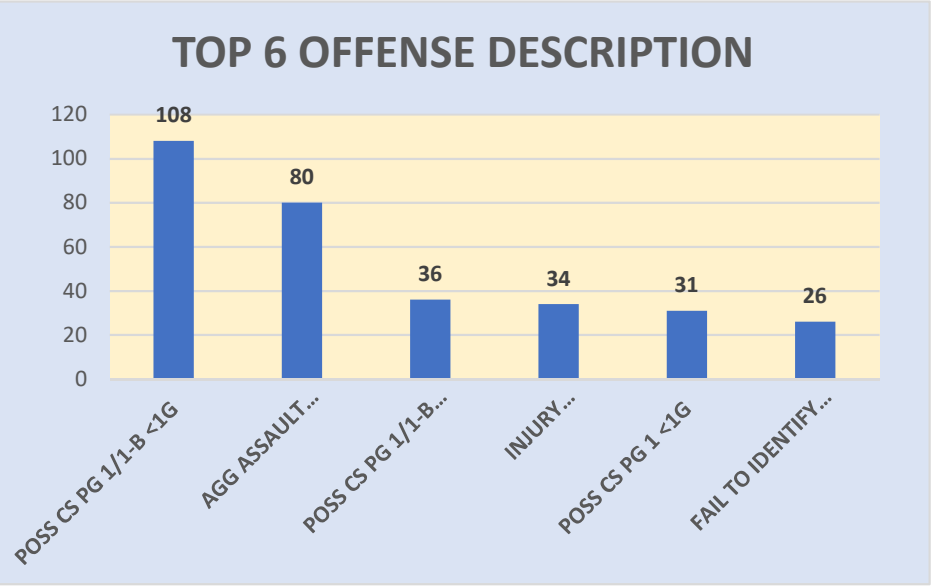
Data Disclaimer: At this time, we are facing data source/integration challenges due to the implementation of the Odyssey Criminal Court management system (Go Live date 05/22/23). Forvus transitioned to read only access at 6 pm on 05/16/23. Beginning 05/17/23, data is no longer integrating from mainframe. As a result, the DEWR bucket classification system is not updating accurately.

	11/1	11/2	11/3	11/4	11/5	11/6	11/7	11/8	11/9	11/10	11/11	11/12	11/13	11/14	11/15	11/16	11/17	11/18	11/19	11/20	11/21	11/22	11/23	11/24	11/25	11/26	11/27	11/28	11/29	11/30	Avg																														
Felony not filed	2799	2804	2822	2846	2853	2841	2837	2836	2827	2850	2868	2870	2875	2871	2809	2754	2724	2747	2677	2628	2586	2534	2486	2460	2407	2347	2262	2209	2115	2066	2654																														
Felony pend. Grand Jury	1313	1299	1297	1300	1297	1291	1274	1270	1257	1257	1260	1246	1237	1236	1254	1270	1315	1320	1337	1384	1421	1470	1500	1549	1621	1659	1711	1769	1866	1916	1407																														
Felony not incl. SJF	40	43	43	43	42	42	43	44	44	43	44	42	44	45	45	45	44	44	45	45	44	45	45	43	41	39	39	37	37	37	43																														
SJF pend dispo	8	8	11	11	12	13	12	11	10	10	10	9	11	11	12	11	11	12	13	13	13	14	13	13	11	11	10	11	11	12	11																														
PV-Felony	389	385	390	391	393	392	387	382	384	393	400	394	389	392	384	370	377	383	382	380	367	360	351	358	360	361	375	378	382	383	380																														
TDC over 10yr/appeal	585	595	595	565	574	575	579	596	609	609	609	581	557	564	546	560	560	560	558	565	567	572	585	585	536	563	573	582	582	582	576																														
Bench Warrants	12	13	13	13	13	14	15	16	20	20	20	22	23	23	26	27	27	27	24	25	26	26	26	26	25	26	25	25	25	25	22																														
TDC<10yr/appeal	0	0	0	0	0	0	0	0	0	0	0	0	0	0	0	0	0	0	0	0	0	0	0	0	0	0	0	0	0	0	0																														
Sentd. SJF	129	131	130	128	127	127	129	130	131	131	130	127	128	128	131	132	138	139	143	145	150	162	166	167	156	158	161	161	171	172	142																														
SJF on appeal	0	0	0	0	0	0	0	0	0	0	0	0	0	0	0	0	0	0	0	0	0	0	0	0	0	0	0	0	0	0	0																														
SJF serv in co jail	23	25	24	23	25	27	25	26	25	24	24	24	25	29	29	30	29	29	29	28	32	32	33	31	31	34	35	34	33	32	28																														
Misd. not filed	237	242	288	294	271	245	234	212	198	218	234	238	238	237	227	221	217	230	229	219	199	187	200	197	212	214	204	189	188	193	224																														
Misd. filed pend.	47	42	46	50	48	45	45	41	38	38	38	32	27	34	41	38	42	43	37	44	46	41	45	51	58	54	54	62	65	71	45																														
Misd-PV	3	3	3	3	3	2	2	2	2	2	2	2	2	3	3	4	4	4	4	5	5	5	5	5	5	5	3	4	4	4	3																														
Serv in jail (Cond of Prob)	22	28	24	23	26	28	33	32	30	28	25	28	33	34	36	34	32	30	31	33	33	32	38	30	30	32	34	33	28	27	30																														
Serving Co time & fines	36	39	37	34	32	33	32	31	35	31	29	28	28	25	29	29	28	27	31	36	40	43	39	37	33	32	33	34	33	30	33																														
Serv fines/CT cost only	0	0	0	0	0	0	0	0	0	0	0	0	0	0	0	0	0	0	0	0	0	0	0	0	0	0	0	0	0	0	0																														
Out of county/state	36	32	39	46	49	45	43	49	48	48	45	57	62	56	60	55	57	61	46	43	41	40	39	42	40	31	36	33	32	36	45																														
Parole Violations	258	258	260	251	251	254	256	256	254	256	261	266	260	260	262	270	271	271	262	265	266	266	266	267	258	264	257	257	256	256	261																														
SAFPF	83	84	84	84	88	90	89	90	94	94	94	95	99	96	100	103	103	103	103	102	109	115	119	120	119	119	107	109	109	109	100																														
Special Programs	118	126	127	120	115	119	123	133	136	136	131	114	112	119	124	130	130	127	109	119	129	140	141	142	138	129	130	133	133	134	127																														
Other- Incompetent	241	241	241	241	240	242	241	238	238	238	238	241	240	240	240	244	244	244	241	244	242	238	238	238	238	236	235	237	237	237	240																														
U.S. Marshal holds	9	8	8	8	12	10	10	10	10	10	10	10	10	10	9	10	10	10	11	12	12	10	10	10	10	10	8	9	9	9	10																														
Contempt-in Jail	2	1	1	1	2	2	2	2	1	1	1	0	0	1	1	2	2	2	2	1	1	2	5	5	4	3	3	1	1	1	2																														
Contempt-Furlough	0	0	0	0	0	0	0	0	0	0	0	0	0	0	0	0	0	0	0	0	0	0	0	0	0	0	0	0	0	0	0																														
PEACE Bond	0	0	0	0	0	0	0	0	0	0	0	0	0	0	0	0	0	0	0	0	0	0	0	0	0	0	0	0	0	0	0																														
TYC hold	0	0	0	0	0	0	0	0	0	0	0	0	0	0	0	0	0	0	0	0	0	0	0	0	0	0	0	0	0	0	0																														
Immigration hold	6	19	16	7	12	9	6	11	17	11	1	9	13	4	5	12	7	1	6	5	10	3	9	6	1	9	9	13	0	3	8																														
Class C Misd. only	0	0	0	0	0	0	0	0	0	0	0	0	0	0	0	0	0	0	0	0	0	0	0	0	0	0	0	0	0	0	0																														
Contract inmates	0	0	0	0	0	0	0	0	0	0	0	0	0	0	0	0	0	0	0	0	0	0	0	0	0	0	0	0	0	0	0																														
U.S. Military hold	0	0	0	0	0	0	0	0	0	0	0	0	0	0	0	0	0	0	0	0	0	0	0	0	0	0	0	0	0	0	0																														
Default	110	144	134	113	114	102	137	135	132	131	129	116	121	123	119	126	127	110	110	115	119	114	116	109	85	79	82	80	70	85	113	JAIL BED																													
Jail Population w/ Furlough added	6506	6570	6633	6595	6599	6548	6554	6553	6540	6579	6603	6551	6534	6541	6492	6477	6499	6524	6430	6456	6458	6451	6475	6491	6419	6415	6386	6400	6387	6420	6503	195086																													
Actual Jail Population	6506	6570	6633	6595	6599	6548	6554	6553	6540	6579	6603	6551	6534	6541	6492	6477	6499	6524	6430	6456	6458	6451	6475	6491	6419	6415	6386	6400	6387	6420	6503	195086																													
	H																														L																														SUM
BOOK-INS	162	168	126	153	120	169	154	147	132	116	163	173	195	159	147	115	108	128	170	154	167	155	134	114	137	173	138	87	86	124	142	4274																													
RELEASES	123	89	160	151	169	158	167	149	87	105	196	167	206	217	167	96	74	198	169	168	163	146	91	193	151	190	138	90	67	69	144	4314																													
VARIANCE	-39	-79	34	-2	49	-11	13	2	-45	-11	33	-6	11	58	20	-19	-34	70	-1	14	-4	-9	-43	79	14	17	0	3	-19	-55	2	40																													

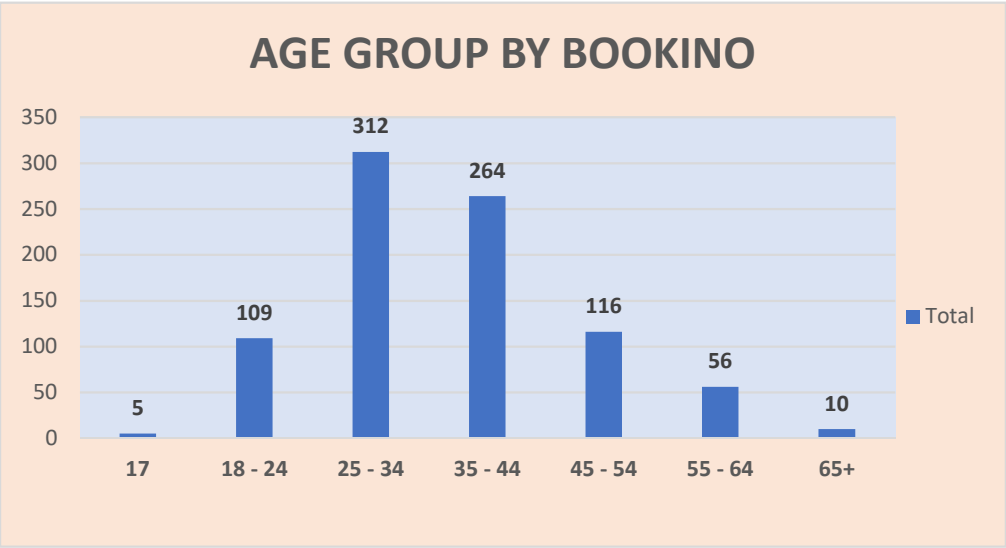
38 DAYS AVG LENGTH OF STAY (RELEASES)	Total Bookins	4,274	Total Releases	4,314	Total Jail Bed Days	195,086	=	\$ 17,259,258
---	---------------	-------	----------------	-------	---------------------	---------	---	---------------

FEMALE DEMOGRAPHIC VISUALS FOR 12/5/2024

872 OF 6438 FEMALES IN CUSTODY WITH AN AVERAGE NUMBER OF DAYS IN JAIL OF 100 DAYS



NUMBER OF OFFENSES	UNIQUE INDIVIDUALS
Holds	22
1	343
2	212
3	126
4	69
5	34
6	30
7	19
8	7
9	6
10	1
11	2
12	1



RACE/ETHNICITY	Count of BookInNo
White American	483
Hispanic	201
Non Hispanic	258
Unknown	24
Black or African American	385
Hispanic	1
Non Hispanic	375
Unknown	9
Asian or Pacific Islander	4
Non Hispanic	3
Unknown	1
Grand Total	872

DEWR BUCKET COMPARISON

BUCKET NAMES	Nov 2023 vs 2024	Nov 23	Nov 24	Sep 24	Oct 24	Nov 24	Oct vs Nov 24
Variance							
Jail Population Avg.	191	6312	6503	6732	6670	6503	-167
SPECIAL FOCUS							
Felony Not Filed	470	2184	2654	2589	2803	2654	-149
TDC>10yr/appeal	136	440	576	677	610	576	-34
TRENDING UP							
Parole Violator only	59	202	261	256	252	261	9
Default	52	61	113	91	105	113	8
Sentenced to SJF	37	105	142	163	139	142	3
Misd Not Filed	29	195	224	204	231	224	-7
Serving County Time	14	19	33	30	34	33	-1
SJF-Serv Co.Jail (12.44a)	14	14	28	17	15	28	13
Probation Viol. Felony	11	369	380	416	411	380	-31
TRENDING DOWN							
Fel.pend excl.SJF	-356	399	43	18	34	43	9
Felony pend Grand Jury	-106	1513	1407	1646	1433	1407	-26
Incompetent	-78	318	240	259	250	240	-10
State Jail Felony Pend.	-61	72	11	6	13	11	-2
Out of Co/State	-12	57	45	47	42	45	3
Special Programs	-11	138	127	127	118	127	9
SAFPF	-6	106	100	89	72	100	28
STABLE							
Bench Warrants	-4	26	22	15	13	22	9
Contempt in Jail	-4	6	2	2	3	2	-1
TDC<10yr/appeal	-3	3	0	1	2	0	-2
US Marshal	-2	12	10	6	9	10	1
TYC	0	0	0	0	0	0	0
Class C Misd. only	0	0	0	0	0	0	0
Serv as Cond of Prob.	1	29	30	17	22	30	8
Immigration	2	6	8	8	7	8	1
Misdemeanors pending	5	40	45	47	48	45	-3

** Review of 25 of the 32 DEWR buckets. 3 additional buckets added in 03/2022.

Data Disclaimer: At this time, we are facing data source/integration challenges due to the implementation of the Odyssey Criminal Court management system (Go Live date 05/22/23). Forvus transitioned to read only access at 6 pm on 05/16/23. Beginning 05/17/23, data is no longer integrating from mainframe. As a result, the DEWR bucket classification system is not updating accurately.

DEWR BUCKET MONTHLY AVERAGES

	Nov 22	Nov 23	Jan 24	Feb 24	Mar 24	Apr 24	May 24	Jun 24	Jul 24	Aug 24	Sep 24	Oct 24	Nov 24	2024 Avg
Felony not filed	900	2184	2552	2466	2665	2913	2799	2114	2026	2322	2589	2803	2654	2537
Felony pend GJ	438	1513	1246	1316	1071	886	1132	2030	2212	1956	1646	1433	1407	1485
Fel.pend excl.SJF	2293	399	301	214	186	168	130	42	11	13	18	34	43	105
State Jail Fel only	391	72	60	41	42	43	29	11	2	1	6	13	11	24
PV-Felony	273	369	373	378	376	391	371	392	381	394	416	411	380	387
TDC over 10yrs	370	440	360	440	592	687	652	601	581	670	677	610	576	586
Bench Warrants	30	26	19	21	21	18	17	17	20	22	15	13	22	19
TDC <10y/appeal	4	3	2	0	0	0	0	1	2	1	1	2	0	1
Sentenced SJF	109	105	88	101	104	85	93	142	155	162	163	139	142	125
Sentd SJF/appeal	0	0	0	0	0	0	0	0	0	0	0	0	0	0
SJF-Serv Co Jail	15	14	13	15	13	17	16	21	21	24	17	15	28	18
Misdmnr not filed	84	195	221	197	210	239	211	166	185	184	204	231	224	206
Misdmnr filed- pend	134	40	33	37	31	30	50	75	70	52	47	48	45	47
PV-Misdmnr	1	1	0	0	0	1	1	1	1	1	2	3	3	1
Serv as Con of Prob.	34	29	20	18	19	18	19	23	26	20	17	22	30	21
Serv Co time/ fines	14	19	12	20	26	26	30	30	21	31	30	34	33	27
Serv fines/ fees only	0	0	0	0	0	0	0	0	0	0	0	0	0	0
Out of Co/State	70	57	44	62	51	61	57	55	52	56	47	42	45	52
Parole Vio.	171	202	214	239	230	239	247	210	228	236	256	252	261	237
SAFPF	139	106	94	98	77	82	97	81	88	93	89	72	100	88
Sp.Pgrms	161	138	95	75	83	95	102	114	118	123	127	118	127	107
Incompetent	363	318	306	310	317	293	260	262	257	267	259	250	240	275
US Marshall	29	12	9	10	13	16	17	15	15	10	6	9	10	12
Cntmpt-in Jail	3	6	5	6	5	3	3	3	3	3	2	3	2	3
Furlough	0	0	0	0	0	0	0	0	0	0	0	0	0	0
PEACE Bond	0	0	0	0	0	0	0	0	0	0	0	0	0	0
TYC hold	0	0	0	0	0	0	0	0	0	0	0	0	0	0
Immigration hold	8	6	6	8	8	7	7	8	10	11	8	7	8	8
Class C only	0	0	0	0	0	0	0	0	0	0	0	0	0	0
Contract	0	0	0	0	0	0	0	0	0	0	0	0	0	0
US Military	0	0	0	0	0	0	0	0	0	0	0	0	0	0
Default	60	61	66	87	101	112	99	73	73	80	91	105	113	91
Furlough added	6092	6312	6138	6157	6240	6429	6440	6487	6558	6733	6732	6670	6503	6462
Jail Population Actual	6092	6312	6138	6157	6240	6429	6440	6487	6558	6733	6732	6670	6503	6462

INTAKES	135	129	127	146	144	153	151	151	154	163	149	149	142	148
RELEASES	133	135	124	144	138	151	150	148	152	157	154	154	144	147
VARIANCE	-2	6	-3	-2	-6	-2	-1	-3	-2	-6	5	5	2	-1

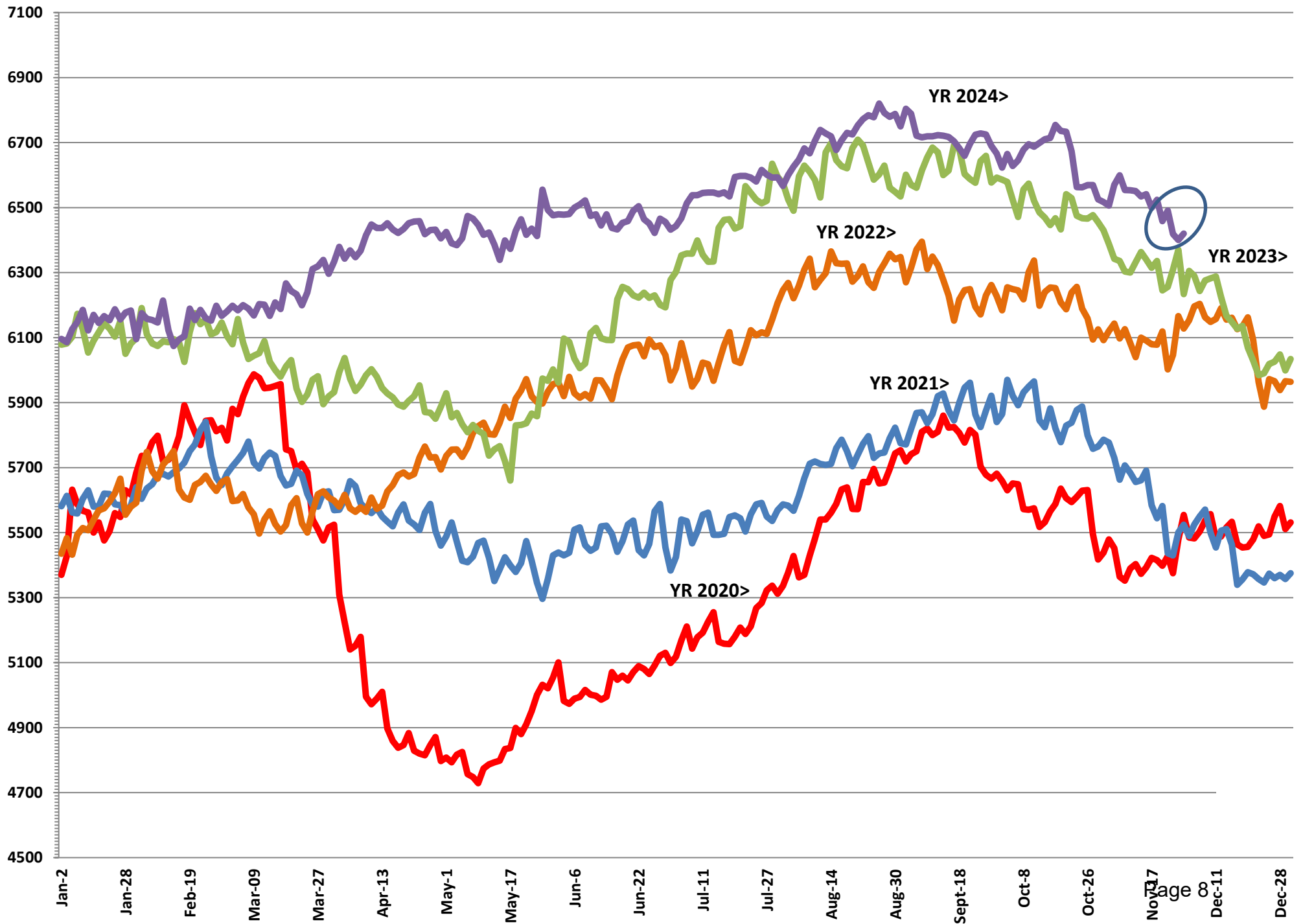
Data Disclaimer: At this time, we are facing data source/integration challenges due to the implementation of the Odyssey Criminal Court management system (Go Live date 05/22/23). Forvus transitioned to read only access at 6 pm on 05/16/23. Beginning 05/17/23, data is no longer integrating from mainframe. As a result, the DEWR bucket classification system is not updating accurately.

Dallas County Jail Population 3-year statistical summary for:
2022, 2023, & 2024

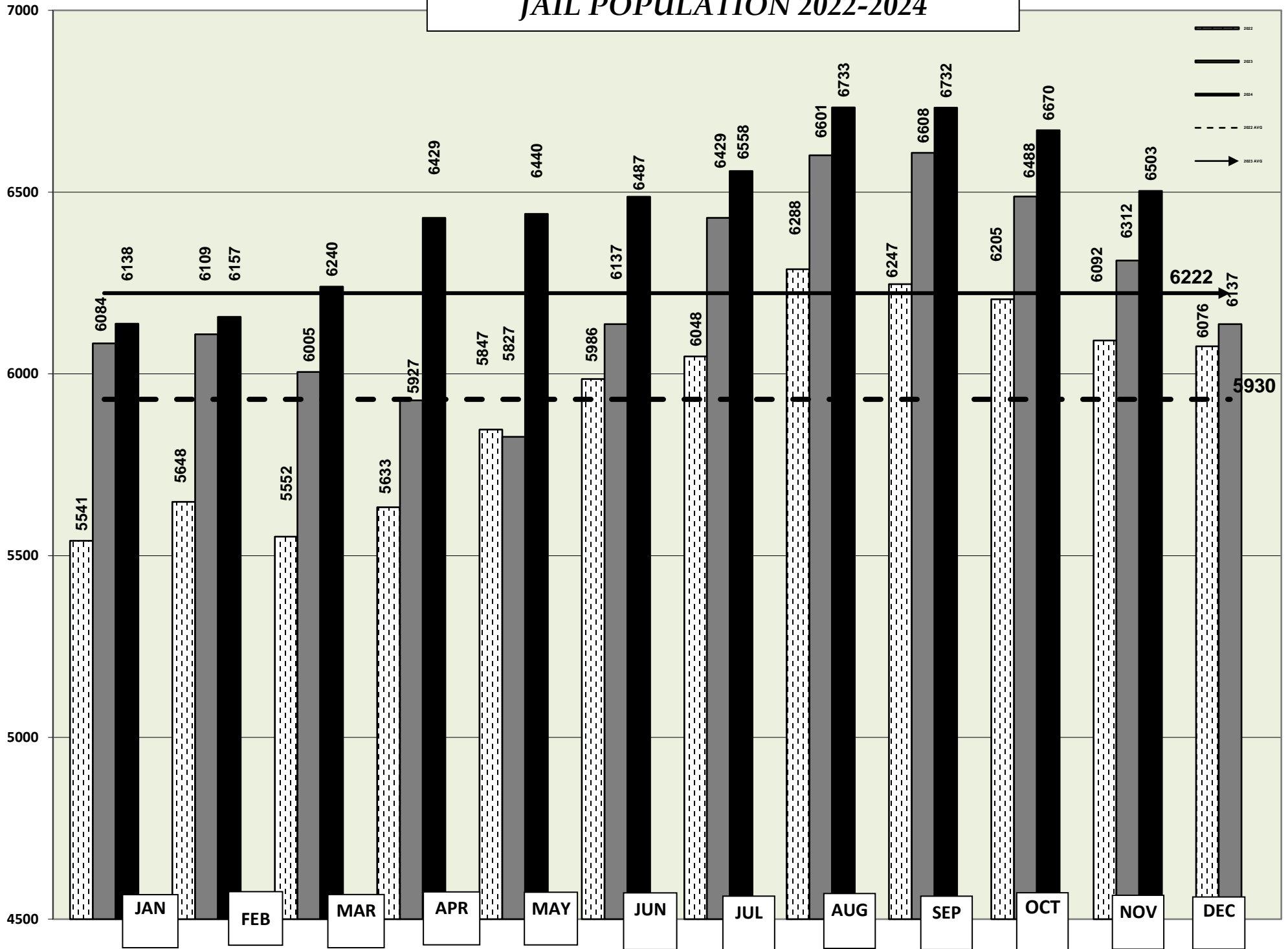
JAIL POPULATION MONTHLY AVERAGES							
2022	Jail Pop AVG	2022	2023	Jail Pop AVG	2023	2024	Jail Pop AVG
Jan-22	5541	5930	Jan-23	6084	6222	Jan-24	6138
Feb-22	5648	5930	Feb-23	6109	6222	Feb-24	6157
Mar-22	5552	5930	Mar-23	6005	6222	Mar-24	6240
Apr-22	5633	5930	Apr-23	5927	6222	Apr-24	6429
May-22	5847	5930	May-23	5827	6222	May-24	6440
Jun-22	5986	5930	Jun-23	6137	6222	Jun-24	6487
Jul-22	6048	5930	Jul-23	6429	6222	Jul-24	6558
Aug-22	6288	5930	Aug-23	6601	6222	Aug-24	6733
Sep-22	6247	5930	Sep-23	6608	6222	Sep-24	6732
Oct-22	6205	5930	Oct-23	6488	6222	Oct-24	6670
Nov-22	6092	5930	Nov-23	6312	6222	Nov-24	6503
Dec-22	6076	5930	Dec-23	6137	6222	Dec-24	
YR AVG	5930		YR AVG	6222		YR AVG	6462

BOOKINS MONTHLY TOTALS							
2022	Total bookins	2022 AVG	2023	Total bookins	2023 AVG	2024	Total bookins
Jan-22	3797	4171	Jan-23	4259	4277	Jan-24	3943
Feb-22	3442	4171	Feb-23	4011	4277	Feb-24	4243
Mar-22	4248	4171	Mar-23	4621	4277	Mar-24	4461
Apr-22	4172	4171	Apr-23	4538	4277	Apr-24	4581
May-22	4255	4171	May-23	4302	4277	May-24	4691
Jun-22	4148	4171	Jun-23	4366	4277	Jun-24	4517
Jul-22	4297	4171	Jul-23	4431	4277	Jul-24	4758
Aug-22	4747	4171	Aug-23	4594	4277	Aug-24	5056
Sep-22	4546	4171	Sep-23	4253	4277	Sep-24	4468
Oct-22	4353	4171	Oct-23	4156	4277	Oct-24	4630
Nov-22	4059	4171	Nov-23	3880	4277	Nov-24	4274
Dec-22	3991	4171	Dec-23	3909	4277	Dec-24	
YR AVG	4171		YR AVG	4277		YR AVG	4511
TOTAL	50,055		TOTAL	51,320		TOTAL	49,622

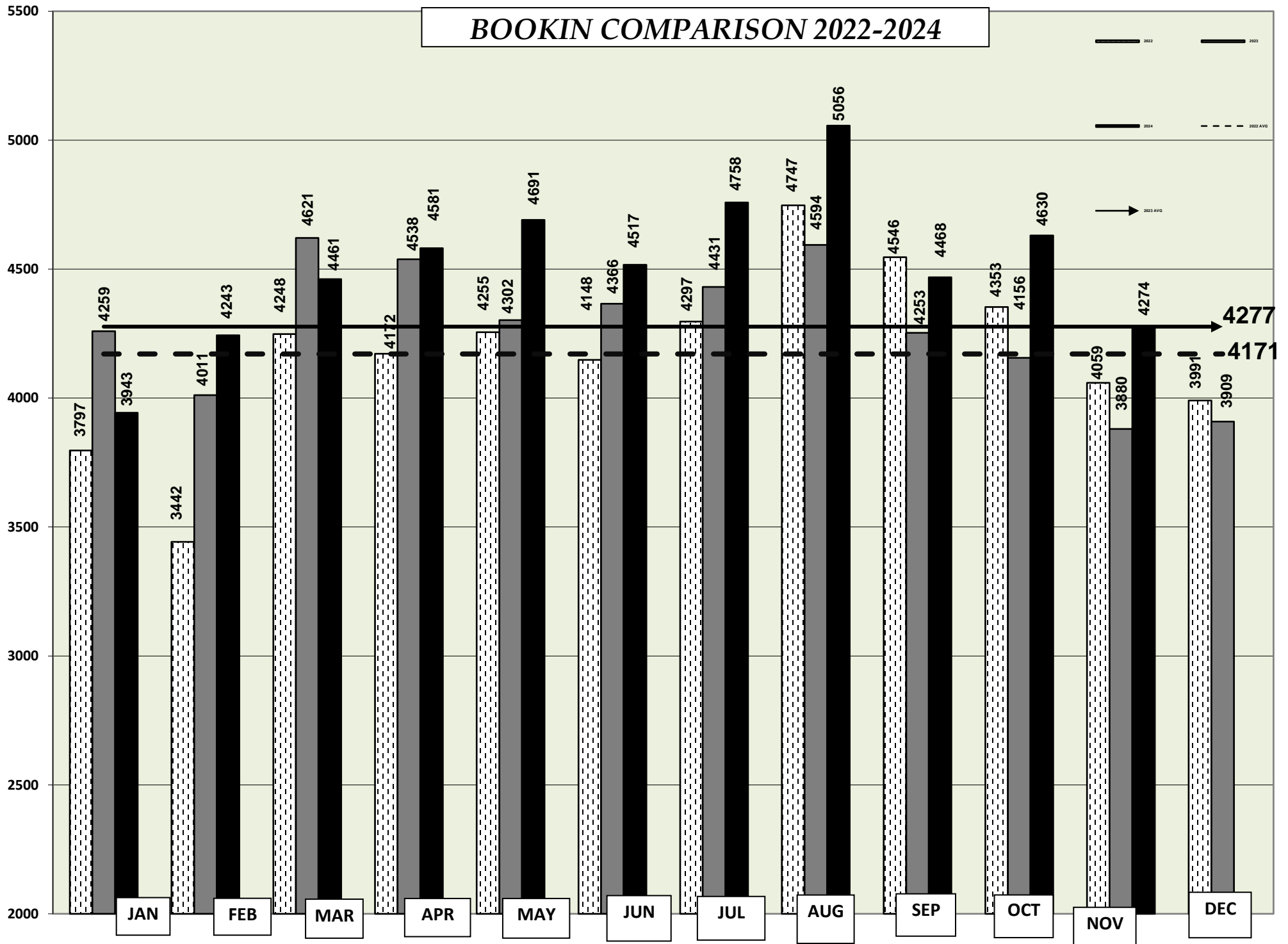
Dallas County Jail Population 2020 - 2024



JAIL POPULATION 2022-2024

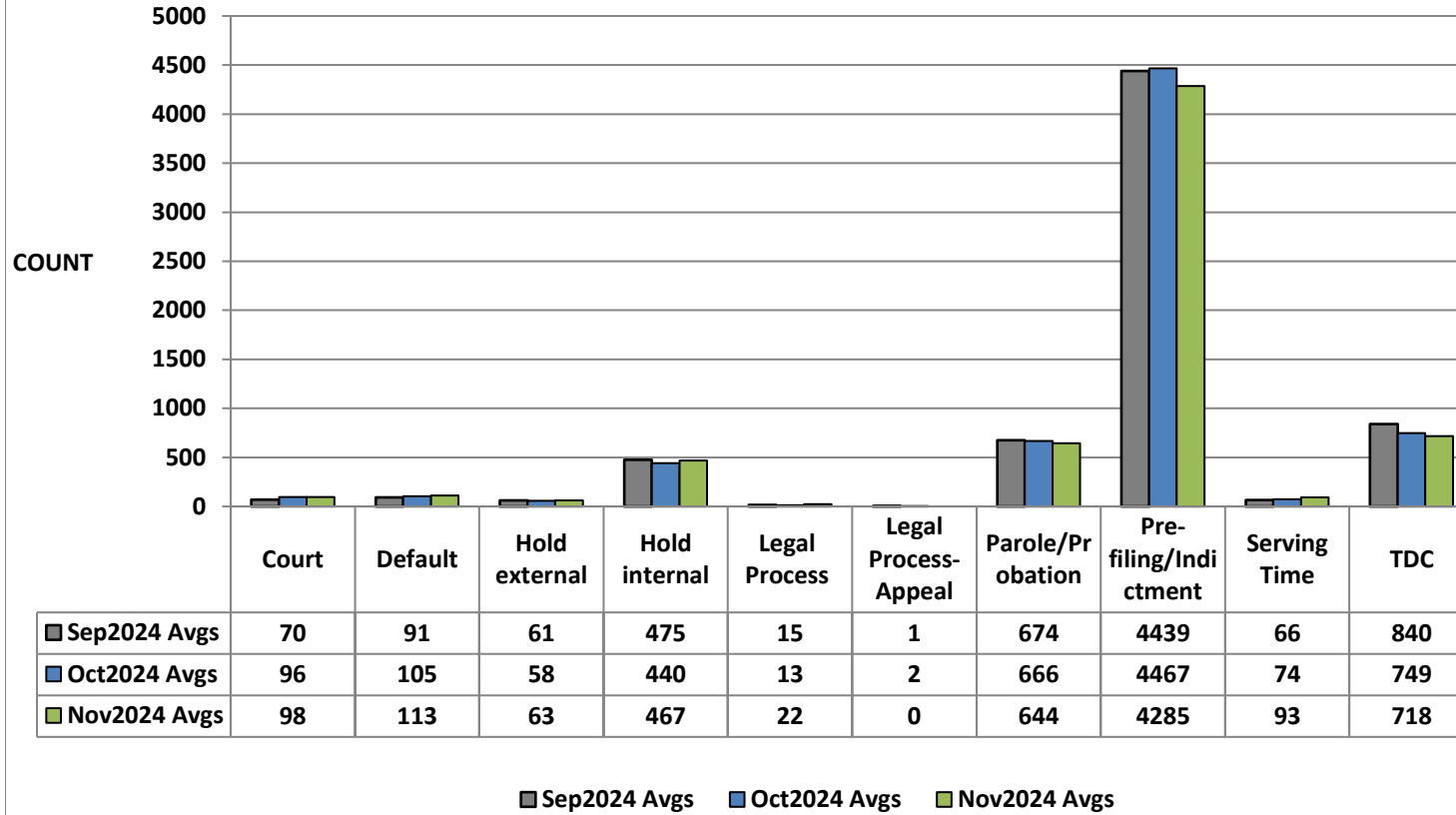


BOOKIN COMPARISON 2022-2024

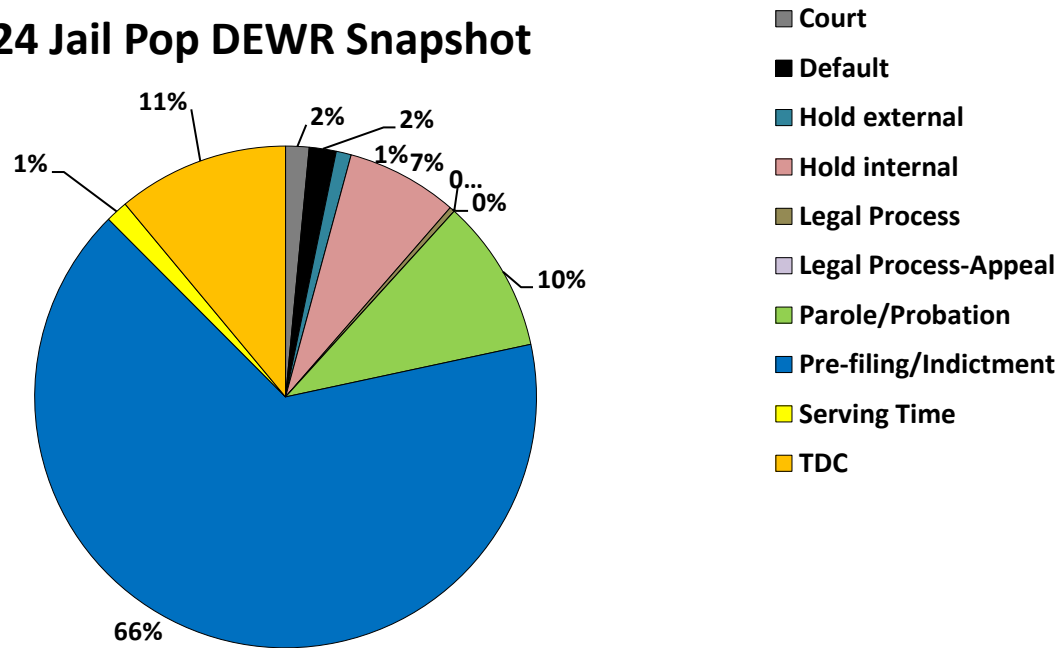


Past 2 months vs November 2024 Snapshot

3-MONTH Jail Pop DEWR BUCKET MONTHLY AVG'S COMPARISON



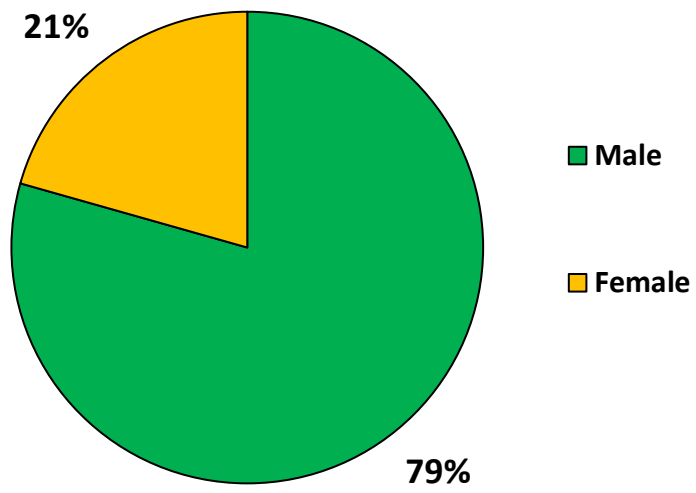
NOV 2024 Jail Pop DEWR Snapshot



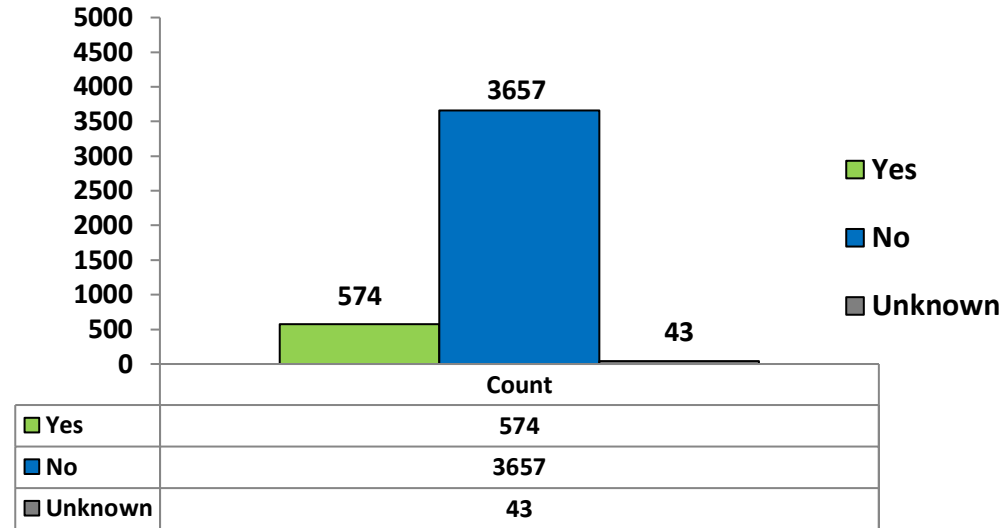
Jail Pop Buckets	Jail Pop Category
Misdmnr filed-pend	Court
Fel.pend excl.SJF	Court
State Jail Fel only	Court
Default	Default
Out of Co/State	Hold external
US Marshal	Hold external
TYC hold	Hold external
Immigration hold	Hold external
Contract	Hold external
US Military	Hold external
SAFPF	Hold internal
Sp.Pgrms	Hold internal
Incompetent	Hold internal
Bench Warrants	Legal Process
TDC <10y/appeal	Legal Process-Appeal
Sentd SJF/appeal	Legal Process-Appeal
Parole Vio.	Parole/Probation
PV-Felony	Parole/Probation
PV-Misdmnr	Parole/Probation
Felony not filed	Pre-filing/Indictment
Felony pend GJ	Pre-filing/Indictment
Misdmnr not filed	Pre-filing/Indictment
SJF-Serv Co Jail	Serving Time
Serv as Con of Prob.	Serving Time
Serv Co time/ fines	Serving Time
Serv fines/ fees only	Serving Time
Cntmpt-in Jail	Serving Time
Class C only	Serving Time
TDC over 10yrs	TDC
Sentenced SJF	TDC

NOVEMBER 2024 BOOK-IN SNAPSHOT

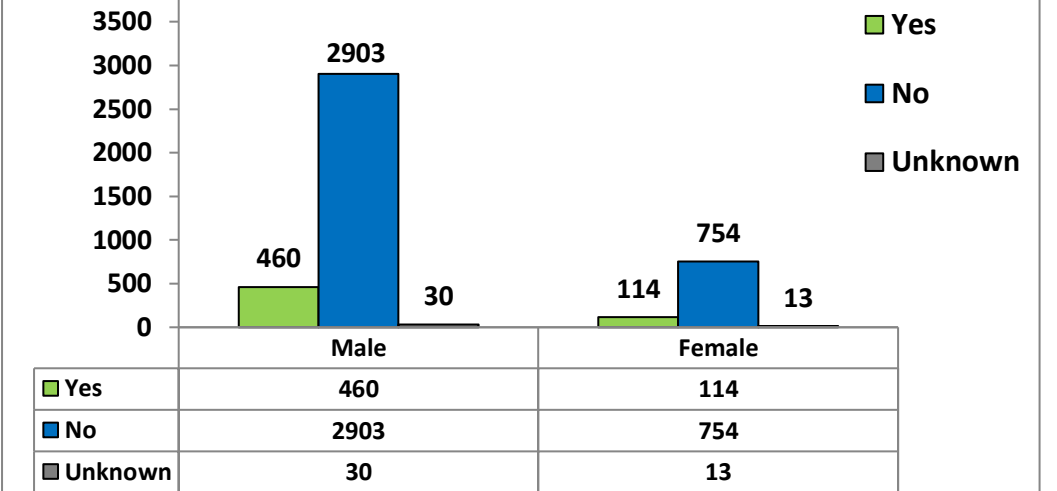
NOV 2024 Book-in by Gender



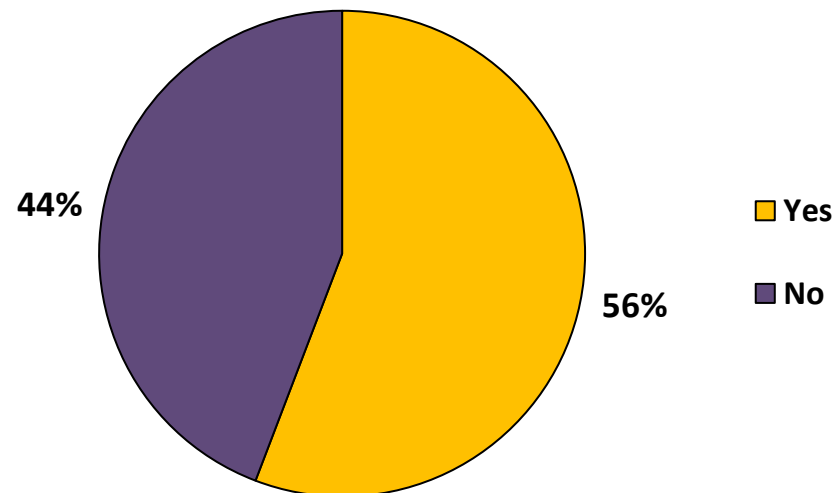
NOV 2024 Unsheltered Book-in



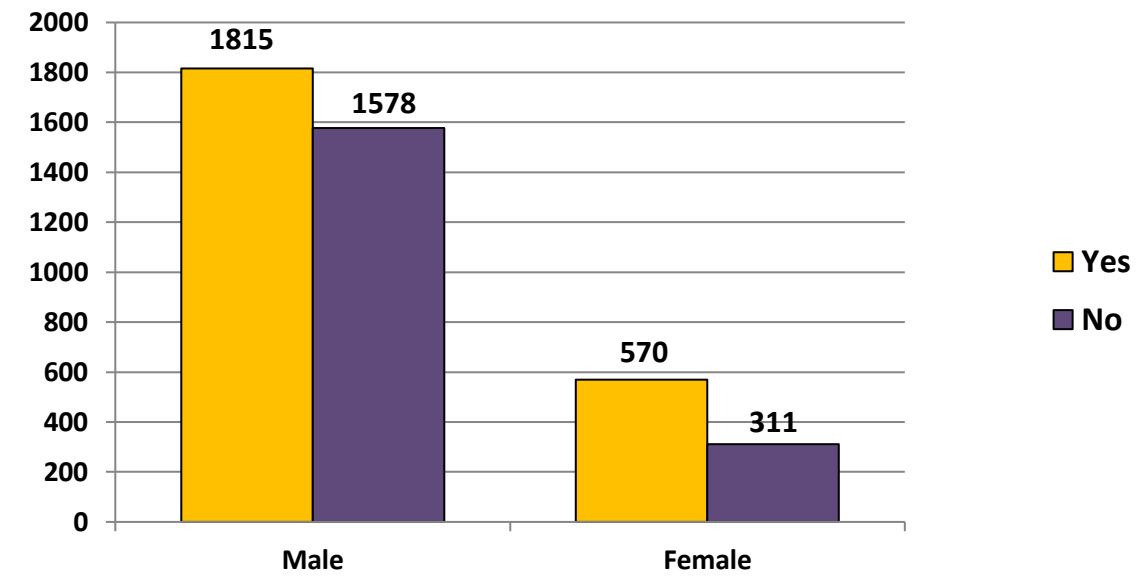
NOV 2024 Unsheltered Book-in by Gender



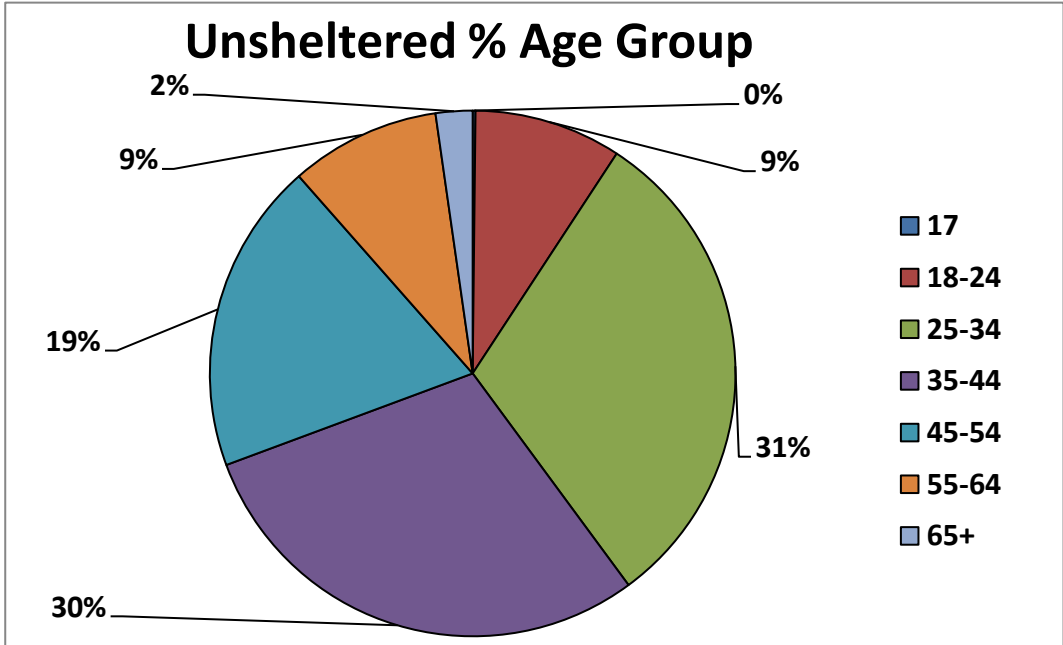
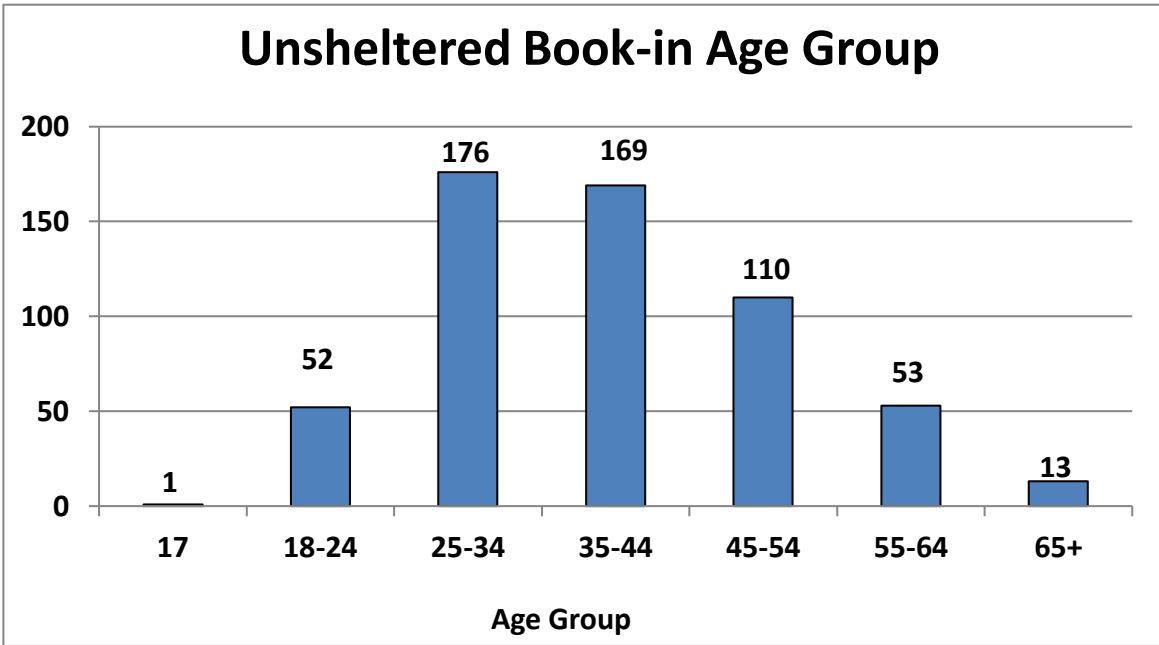
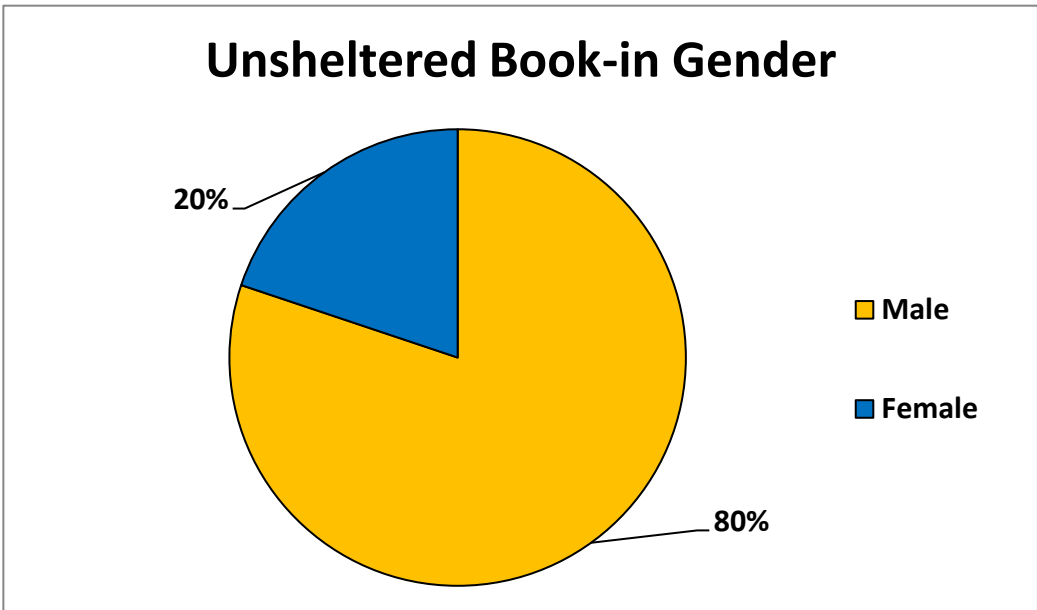
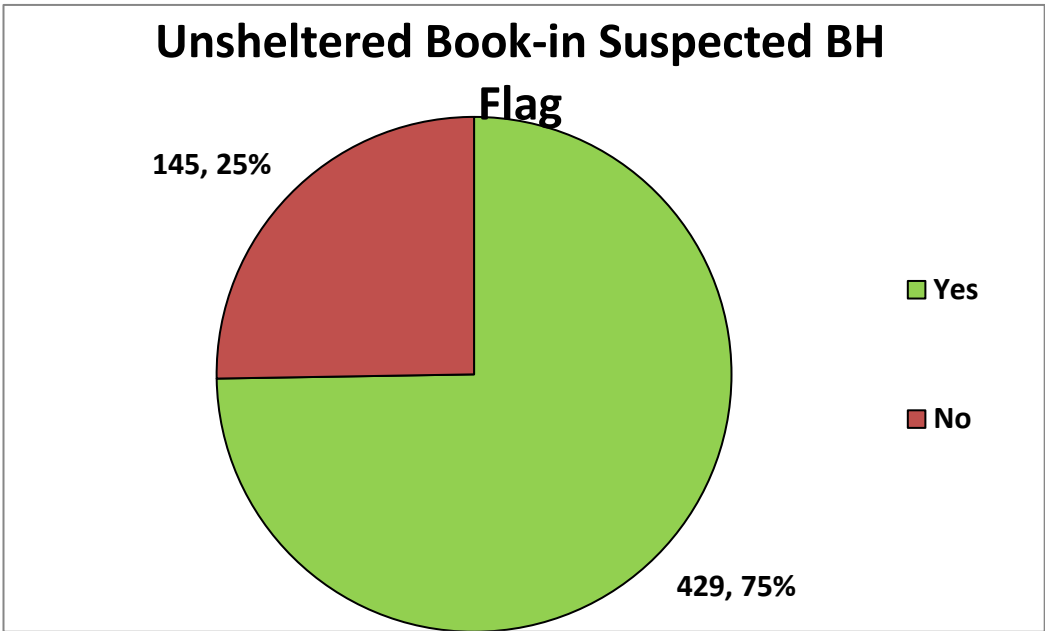
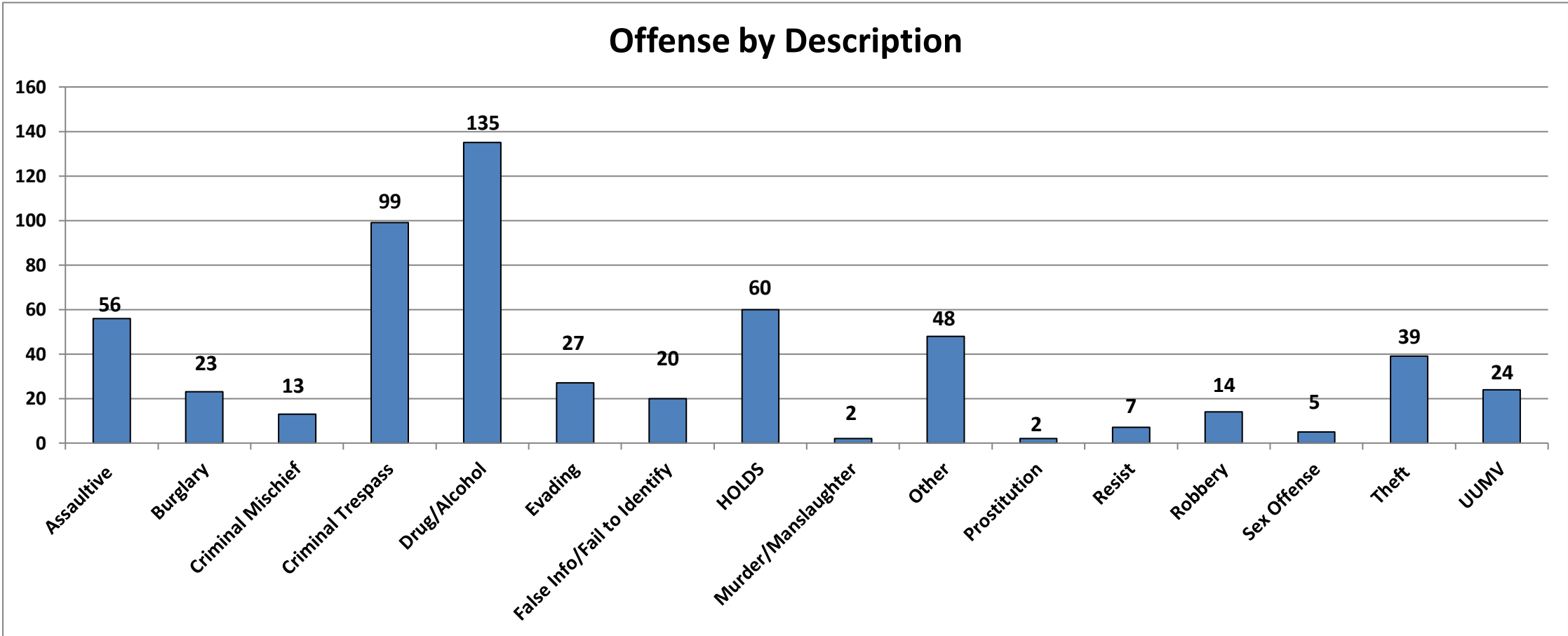
NOV 2024 Book-in Suspected Behavioral Health (BH) Flag



NOV 2024 Book-in Suspected Behavioral Health flag by Gender



Unsheltered November 2024 BOOK-IN



Release Glossary

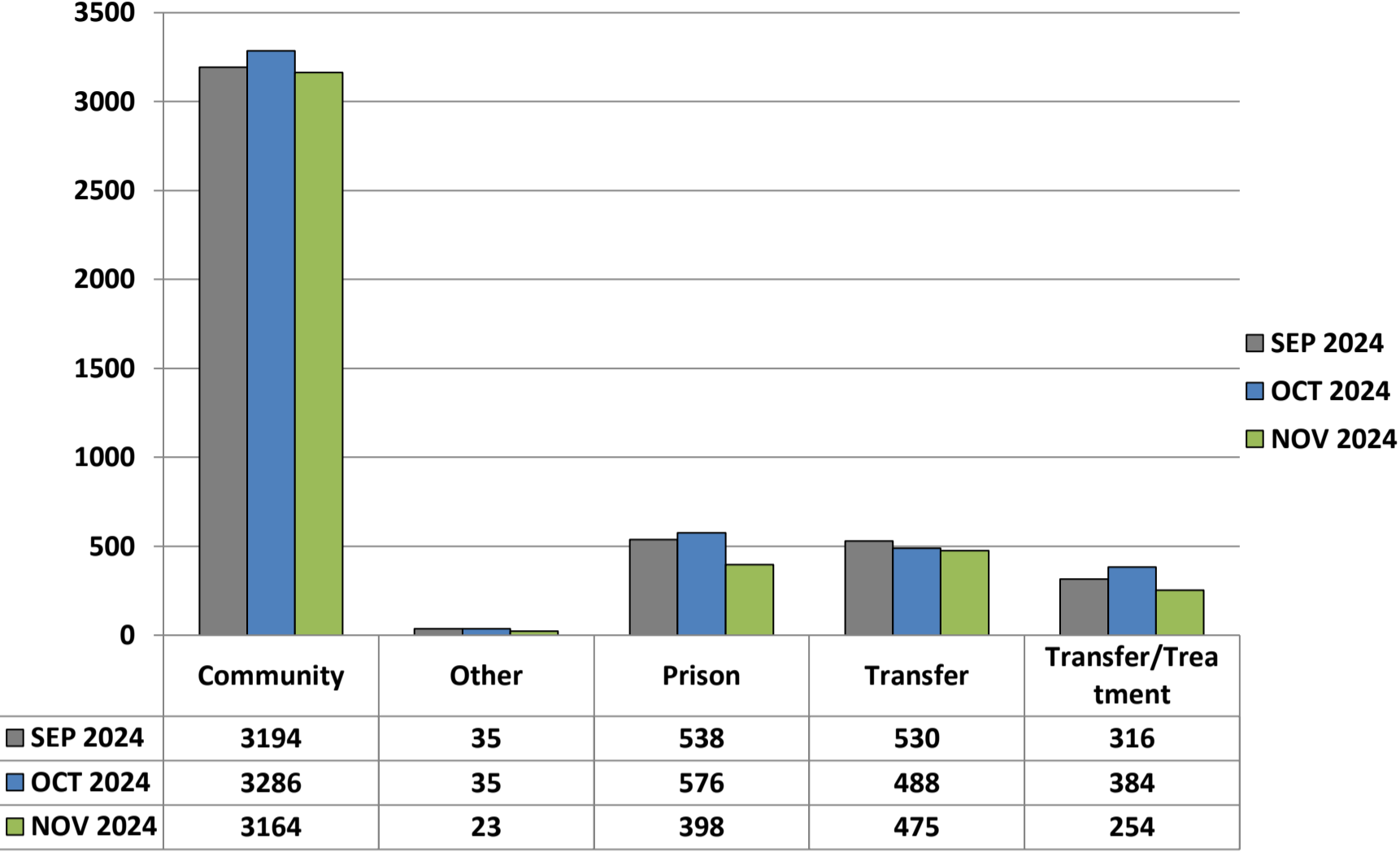
RELEASE CATEGORY	RELEASE DEFINITIONS
BENCH WARRANT-READY TO RETURN	Subject was transferred from another facility/agency on a Bench Warrant (typically court related - stand trial, witness, etc.); requirement has been satisfied, and the subject is ready to return to facility/agency from whence they transported
BOND REINSTATED	Subject out on bond and the bond is revoked ("caught") another charge, bond amount deemed inadequate, etc.) later found acceptable or adequate and reinstated by a judge; charge is thereby disposed/released
Currently Not Holding Class Cs	A consequence of COVID; a subject will not be booked in or held on a Misdemeanor C; reactivate is sent to originating agency
Deceased	Subject died while incarcerated
DRY WRIT	Felony case not filed within 72 hours but the court reserves the right to file at a later time (case does not currently meet the required criteria, evidence, etc.)
DRY WRIT-CASE NOT FILED	Case not filed within 72 hours but the court reserves the right to file at a later time (case does not currently meet the required criteria, evidence, etc.)
ERROR-DUPLICATE CASE	Entry error; charge/hold added twice
ERROR- WRONG CASE #	Entry error; incorrect case/warrant number
Escaped	Subject escaped custody
Failed to Report	Subject's failure to report at a court mandated date/time
Failed to Return to Work Release	Subject released from confinement, with a condition of return, for the purpose of employment and subject failed to return
FELONY REDUCED TO MISDEMEANOR	Felony level of degree not supported by facts of the case; charge is reduced to the appropriate grade level supported by the facts
Finding of Facts Release	Similar to Dry Writ, case not filed but the court reserves the right to file at a later time (case does not currently meet the required criteria, evidence, etc.)
HOLD ADDED IN ERROR	Data entry error; charge does not belong to the subject
Judicial Treatment Center/Wilmer	Court has ordered subject to an inpatient treatment facility for substance abuse treatment and supportive services
MISDEMEANOR REDUCED TO CLASS C	Misdemeanor level of degree not supported by facts of the case; charge is reduced to the appropriate grade level supported by the facts
MOTION TO RELEASE	Order from the court to release a charge; basis for the motion varies based on the argument presented
No Billed	Court has concluded there is not enough evidence to support a criminal charge at this time
Other	Any circumstance for which there is no appropriate, specific selection; may only be used with prior managerial approval
Paid Fine	Charge is disposed by payment of funds (typically for a Class C ticket)
Parole in Absentia or Pre Parole Transfer	Subject unable to attend the parole hearing in person; request is reviewed, and parole granted (without subject in attendance); PPT (Pre- Parole Transfer) is transitional facility that provides pre-parolees counseling, on-site academic and vocational education and services, and other programming during the last 12 months of their incarceration
Parole Warrant Withdrawn	Commonly known as a "Blue Warrant;" a subject's parole has been revoked; upon review, warrant is no longer in effect and hold is released
Posted Cash Bond	Cash funds paid to the court to secure subject's release from facility
Posted Personal Recognizance Bond	Court allows subject to be released without paying bail if the subject agrees to appear at the court appointed day/time
POSTED PR BOND	Court allows subject to be released without paying bail if the subject agrees to appear at the court appointed day/time
Posted Pre-trial Bond	Subject allowed to pay funds to the court and be released with the written agreement they will return for trial
Posted PT Personal Recognizance Bond	Subject allowed released without paying bail with the written agreement they will return for trial
Posted Surety Bond	Subject pays funds to the court via a third party to secure release from incarceration
Posted Writ Bond	Bond by which an inmate may be released from jail without first having to go before a judge
PROBATION DISCHARGED	Subject has completed all the conditions of probation and the probationary period has ended
RELEASE PER SHOCK PROBATION	Sentencing or early-release program in the Texas Code of Criminal Procedure; Shock probation allows a judge to send a defendant to prison or jail for a short period of time, and after that stint is served, put the defendant on probation
Released By Order of the Court	Court document describing the conditions under which a subject will be released
Released on Probation	Release of a subject to supervision in the community after he has completed a part of his sentence in a facility
Released per Agency Pick Time Expired	Upon resolution of county Misdemeanor B or above, subject is held 24 hours on Class C tickets for in county agency; Subject is released after 24 hours if agency fails to take custody; no longer in practice due to COVID
RELEASED PER AGENCY PICK-UP TIME EXPIRED	Upon resolution of county Misdemeanor B or above, subject is held 24 hours on Class C tickets for in county agency; Subject is released after 24 hours if agency fails to take custody; no longer in practice due to COVID
Released per Art 14.06/Magistrate Order	Written notice of Citation to Appear including the time and place a subject must appear before a magistrate to address charges (JP warrants, Sunnyvale)
RELEASED PER CASE REJECTED BY DA	District Attorney declines to prosecute or rejects the case based on insufficient evidence; reserves the right to file at a later date after additional investigation or upon receipt of additional evidence
RELEASED PER DISCHARGE IN ABSENTIA	Subject has remained incarcerated length of time required by the judgment and the sentence is discharged; in essence, subject served out his state jail or state pen time at Dallas County and may be released
RELEASED PER DPD RELEASE CHARGE	Similar to Finding of Fact or Dry Writ; the filing agency (DPD) drops the case, for a multitude of reasons; and the charge may be disposed
Released per DPD/Class C Only	Subject attends city court to address class C holds and is granted time served, fine payment, etc; no longer in practice due to COVID
RELEASED PER FINDING OF FACTS	Misdemeanor case not filed but the court reserves the right to file at a later time (case does not currently meet the required criteria, evidence, etc.)
Released per Investigating Agency	Arresting agency is not pursuing the charge (warrant recall, etc.)
RELEASED PER INVESTIGATIVE AGENCY	Arresting agency is not pursuing the charge (warrant recall, etc.)
RELEASED PER MEDICAL REASONS	Subject has been released due to life threatening medical concerns; approval of sworn personnel required
RELEASED PER PIA MANDATORY	Subject unable to attend the parole hearing in person; request is reviewed, and parole granted (without subject in attendance); subject released to mandatory supervision
Released per Teletype	Documentation (teletype) releasing a charge or hold is received via the Texas law Enforcement Telecommunications System
Released to Dallas County Agency	Custody transferred to another Dallas County agency (Lancaster PD, DeSoto PD, etc.)
Released to INS/Border Patrol	Custody transferred to federal custody (ICE/INS/Immigration)
Released to Investigating Agency	Custody transferred to original, arresting agency
Released to Mental Facility	As ordered by the court, custody transferred to mental health facility or program; typically, court ordered (incompetent)
Released to Military	Custody transferred to military agency
Released to Out of County Agency	Custody transferred to in state, but out of county, agency (Collin Co, Denton Co.)
Released to Out of State Agency	Custody transferred to out of state agency (FFJ)
RELEASED TO PAROLE OFFICER	Subject is released prior to the court determined expiration date into the custody of their parole officer and in turn serves the remainder of their time in the community under the supervision of their parole officer
Released to Special Program	Subject transferred to treatment program designated by the court (ADAPT, Homeward Bound, etc.)
RELEASED TO TDC	Subject transferred to Texas Department of Corrections
RELEASED TO TDC-ISF	Subject transferred to Texas Department of Corrections – Intermediate Sanction Facility (an in-custody treatment alternative for medium to high risk felony offenders)
Released to TDCJ	Subject transferred to Texas Department of Corrections
RELEASED TO U.S. MARSHALL	Subject transferred to US Marshal (Federal) Custody
Released to US Marshal	Subject transferred to US Marshal (Federal) Custody
Removed from furlough	Subject was furloughed (allowed to leave the facility) for a specific amount of time due to special circumstances (attend funeral, etc.)
SENTENCED TO DEATH	Court order determining punishment to be execution
Served Time	Subject satisfied sentence requirement by confinement for time dictated by the judgement
Served Time and/or Paid Fine	Subject satisfied sentence requirement by a combination of confinement and payment of funds dictated by the judgement
TRANSFERRED TO INS/BORDER PATROL	Subject has satisfied all in state and out of state charges and is transferred to Immigration/Border Patrol custody
TRANSFERRED TO A MENTAL FACILITY	Court has found the subject incompetent and ordered confinement in a state hospital
TRANSFERRED TO A FEDERAL AGENCY	Custody transferred to federal agency (FBI, ICE, ATF, USMS, etc.)
TRANSFERRED TO A SPECIAL PROGRAM	As ordered by the court, subject is released to the custody of a treatment program (FUSE, ADAPT, Laura Edmonds, etc.)
WARRANT WITHDRAWN	Warrant has been recalled or is no longer in effect and has been recalled by originating agency

Release Destinations Published by Dallas County Sheriff's Department-Data Management Unit (DMU) 8.10.23

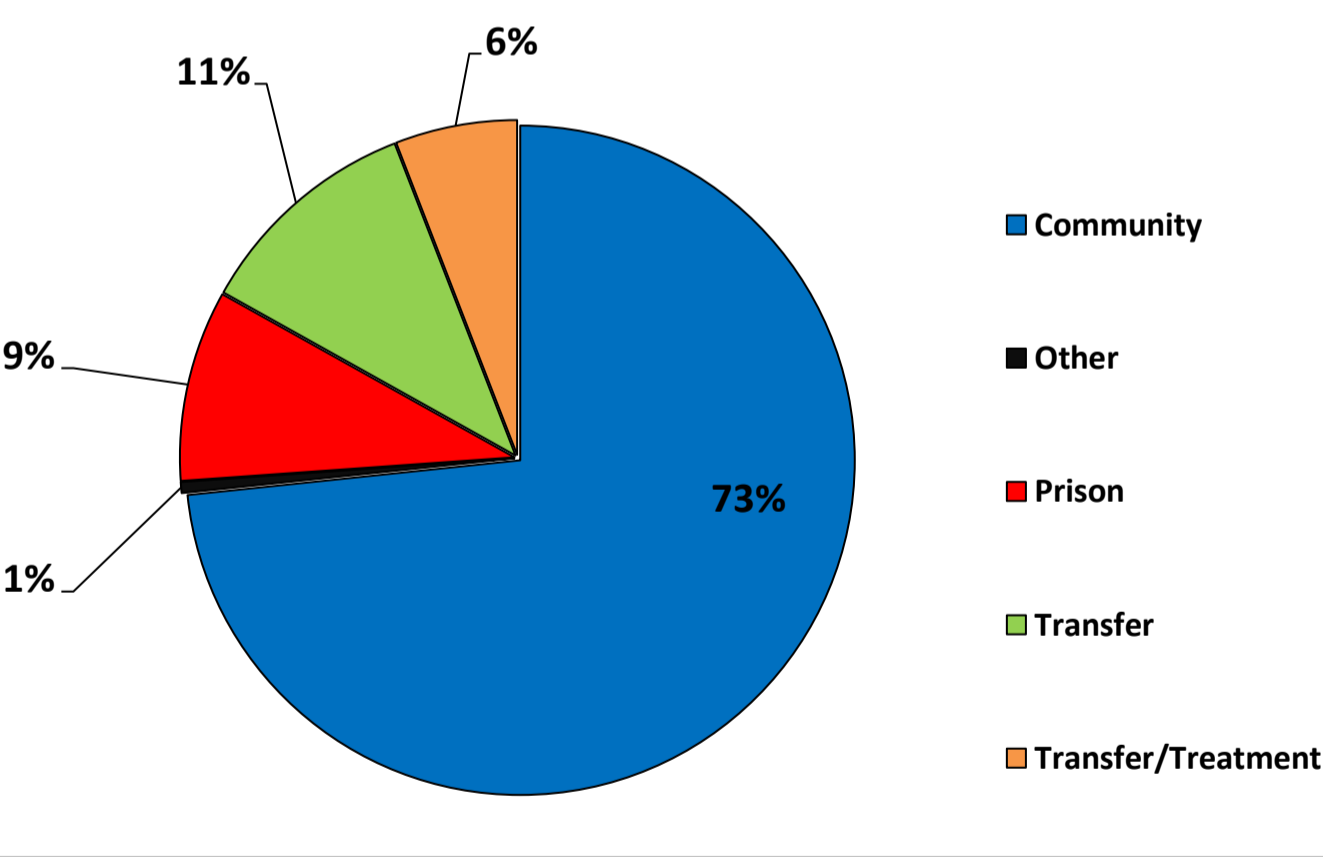
MONTHLY RELEASE TOTALS BY CATEGORY

RELEASE CATEGORY	Nov 22	2022 TOTAL	Nov 23	2023 TOTAL	Jan 24	Feb 24	Mar 24	Apr 24	May 24	June 24	July 24	Aug 24	Sept 24	Oct 24	Nov 24	2024 TOTAL
BENCH WARRANT-READY TO RETURN	0	0	0	1	0	0	0	0	0	0	0	0	0	0	0	0
BOND REINSTATED	32	350	27	339	16	24	17	28	21	28	22	31	25	25	24	261
Currently Not Holding Class Cs	1	5	0	5	1	0	0	0	0	0	0	0	2	1	0	4
Deceased	1	11	2	13	2	0	1	1	2	0	1	2	0	0	0	9
DRY WRIT	0	0	0	0	0	0	0	0	0	0	0	0	0	0	0	0
DRY WRIT-CASE NOT FILED	0	0	0	0	0	0	0	0	0	0	0	0	0	0	0	0
ERROR-DUPLICATE CASE	0	0	0	3	0	0	0	0	0	0	0	0	0	0	0	0
ERROR- WRONG CASE #	0	3	0	3	0	0	0	0	0	0	0	0	0	0	0	0
Escaped	0	0	0	1	0	0	0	0	0	0	0	0	0	0	0	0
Failed to Report	0	0	0	0	0	0	0	0	0	0	0	0	0	0	0	0
Failed to Return to Work Release	0	0	0	0	0	0	0	0	0	0	0	0	0	0	0	0
FELONY REDUCED TO MISDEMEANOR	0	2	1	5	1	1	0	0	1	0	0	0	1	0	0	4
Finding of Facts Release	1	4	1	14	0	0	0	0	0	1	0	0	0	0	0	1
HOLD ADDED IN ERROR	0	1	0	3	0	0	0	0	0	0	0	0	0	0	1	1
Judicial Treatment Center/Wilmer	59	695	68	564	44	58	13	39	54	40	41	12	0	63	17	381
MISDEMEANOR REDUCED TO CLASS C	13	111	21	205	16	5	9	7	9	9	9	0	7	16	14	101
MOTION TO RELEASE	0	371	1	10	0	0	0	0	0	0	1	0	0	0	0	1
No Billed	9	113	9	97	15	10	8	12	13	10	16	22	16	16	14	152
Other	22	430	28	327	18	23	32	32	27	26	27	36	35	35	23	314
Paid Fine	0	6	0	1	0	0	0	1	0	0	0	0	0	1	0	2
Parole in Absentia or Pre Parole Transfer	0	0	0	2	0	0	0	0	0	0	0	0	0	1	0	1
Parole Warrant Withdrawn	17	324	11	264	11	22	17	29	24	16	22	22	29	22	4	218
Posted Cash Bond	269	3589	259	3360	259	273	313	300	297	320	356	304	350	375	398	3545
Posted Personal Recognizance Bond	134	1507	80	1175	89	71	107	81	70	71	79	102	67	35	48	820
POSTED PR BOND	207	2933	297	2947	317	292	332	310	370	325	377	386	350	263	256	3578
Posted Pre-trial Bond	7	75	9	141	4	3	2	2	5	0	5	6	7	10	4	48
Posted PT Personal Recognizance Bond	29	356	19	317	21	44	29	34	48	26	32	36	29	31	16	346
Posted Surety Bond	1268	16016	1245	16581	1219	1343	1450	1433	1429	1380	1438	1553	1394	1436	1441	15516
Posted Writ Bond	1	2	1	2	0	1	1	0	0	0	13	15	0	0	0	30
PROBATION DISCHARGED	5	60	13	109	13	9	6	9	12	14	0	0	23	17	13	116
RELEASE PER SHOCK PROBATION	2	3	0	2	1	0	0	0	0	0	0	0	0	1	0	2
Released By Order of the Court	90	1052	78	1001	107	78	75	86	119	89	97	76	98	103	92	1020
Released on Probation	228	2453	208	2971	261	240	239	250	246	219	239	287	223	268	245	2717
Released per Agency Pick Time Expired	0	1	0	5	0	0	0	0	0	0	0	0	0	0	0	0
RELEASED PER AGENCY PICK-UP TIME EXPIRED	0	0	0	0	0	0	0	0	0	0	0	0	0	0	0	0
Released per Art 14.06/Magistrate Order	1	20	1	14	2	0	0	1	0	1	0	2	2	2	1	11
RELEASED PER CASE REJECTED BY DA	21	230	24	285	15	23	17	15	20	21	29	28	28	44	23	263
RELEASED PER DISCHARGE IN ABSENTIA	5	91	4	79	5	8	5	7	12	11	2	13	7	4	7	81
RELESED PER DPD RELEASE CHARGE	17	281	26	259	19	20	31	11	16	23	18	28	15	30	15	226
Released per DPD/Class C Only	0	2	0	0	0	0	0	0	0	0	1	0	1	0	0	2
RELEASED PER FINDING OF FACTS	37	639	55	697	47	49	59	60	74	75	86	76	64	68	59	717
Released per Investigating Agency	3	45	5	63	1	6	13	4	5	8	2	5	2	9	10	65
RELEASED PER INVESTIGATIVE AGENCY	6	125	14	145	13	15	26	9	15	29	23	15	25	23	22	215
RELEASED PER MEDICAL REASONS	0	3	0	0	0	0	1	0	0	0	0	1	0	0	0	2
RELEASED PER PIA MANDATORY	0	13	1	10	0	1	0	2	1	0	0	0	0	0	0	4
Released per Teletype	20	182	16	190	6	12	9	9	17	16	17	15	13	21	21	156
Released to Dallas County Agency	2	28	3	32	5	4	5	4	5	1	4	4	3	5	1	41
Released to INS/Border Patrol	145	1335	141	1820	138	136	174	168	184	146	180	239	191	149	151	1856
Released to Investigating Agency	9	80	7	46	9	6	3	2	8	4	13	5	4	1	12	67
Released to Mental Facility	26	175	22	254	18	15	21	20	19	33	23	12	13	24	10	208
Released to Military	0	2	0	1	0	0	0	0	0	0	0	0	0	0	0	0
Released to Out of County Agency	268	3482	229	3328	234	311	282	317	356	278	311	368	295	287	268	3307
Released to Out of State Agency	26	368	18	402	30	25	31	28	30	28	37	25	27	40	29	330
RELEASED TO PAROLE OFFICER	9	184	5	142	5	7	5	9	18	6	8	13	7	7	4	89
Released to Special Program	233	2872	216	2726	200	203	207	264	198	233	230	265	259	266	173	2498
RELEASED TO TDC	271	2990	401	4661	281	274	262	408	436	347	387	340	500	503	339	4077
RELEASED TO TDC-ISF	0	45	8	41	0	2	7	10	2	0	0	7	27	22	2	79
Released to TDCJ	106	1249	34	476	37	93	16	59	36	111	50	0	0	27	47	476
RELEASED TO U.S. MARSHALL	0	0	0	0	0	0	0	0	0	0	0	0	0	0	0	0
Released to US Marshal	25	299	17	338	20	21	14	25	14	15	21	21	11	24	10	196
Removed from furlough	0	0	0	0	0	0	0	0	0	0	0	0	0	0	0	0
SENTENCED TO DEATH	0	0	0	0	0	0	0	0	0	0	0	0	0	0	0	0
Served Time	343	3730	374	4352	342	368	337	362	392	391	403	398	387	421	392	4193
Served Time and/or Paid Fine	0	8	0	7	1	0	1	0	0	0	0	1	1	0	1	5
TRANSFERRED TO INS/BORDER PATROL	0	15	3	80	6	29	8	1	8	25	25	8	4	3	3	120
TRANSFERRED TO A MENTAL FACILITY	2	9	3	26	0	6	12	15	3	2	4	6	4	5	4	61
TRANSFERRED TO A FEDERAL AGENCY	1	8	0	9	2	3	5	3	9	3	4	5	6	3	11	54
TRANSFERRED TO A SPECIAL PROGRAM	0	8	1	13	1	0	47	28	14	10	45	33	40	26	50	294
WARRANT WITHDRAWN	23	378	29	265	7	34	22	37	22	38	16	35	21	36	39	307
Total Releases	3,994	49,369	4,035	51,229	3,859	4,168	4,271	4,532	4,661	4,429	4,714	4,858	4,613	4,769	4,314	49,188

3-MONTH AVG Release Destinations Comparison



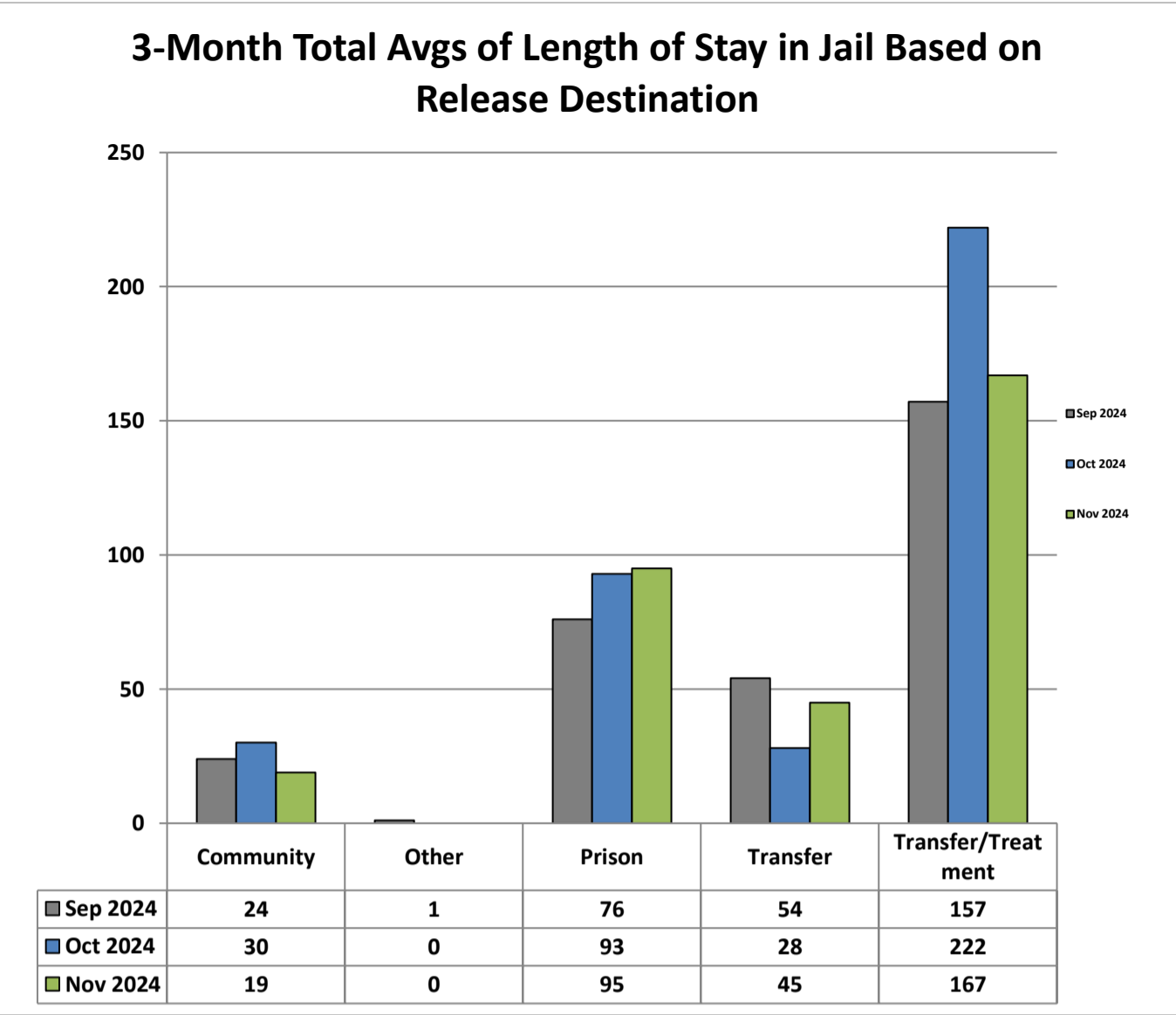
NOVEMBER 2024 Avg Release Destinations Snapshot



Release Reasons	Release Destination
BENCH WARRANT-READY TO RETURN	Community
BOND REINSTATED	Community
Currently Not Holding Class Cs	Community
Deceased	Other
DRY WRIT	Community
DRY WRIT-CASE NOT FILED	Community
ERROR-DUPLICATE CASE	Other
ERROR- WRONG CASE #	Other
Escaped	Other
Failed to Report	Other
Failed to Return to Work Release	Other
FELONY REDUCED TO MISDEMEANOR	Community
Finding of Facts Release	Community
HOLD ADDED IN ERROR	Community
Judicial Treatment Center/Wilmer	Transfer/Treatment
MISDEMEANOR REDUCED TO CLASS C	Community
MOTION TO RELEASE	Community
No Billed	Community
Other	Other
Paid Fine	Community
Parole in Absentia or Pre Parole Transfer	Community
Parole Warrant Withdrawn	Community
Posted Cash Bond	Community
Posted Personal Recognizance Bond	Community
POSTED PR BOND	Community
Posted Pre-trial Bond	Community
Posted PT Personal Recognizance Bond	Community
Posted Surety Bond	Community
Posted Writ Bond	Community
PROBATION DISCHARGED	Community
RELEASE PER SHOCK PROBATION	Community
Released By Order of the Court	Community
Released on Probation	Community
Released per Agency Pick Time Expired	Community
RELEASED PER AGENCY PICK-UP TIME EXPIRE	Community
Released per Art 14.06/Magistrate Order	Community
RELEASED PER CASE REJECTED BY DA	Community
RELEASED PER DISCHARGE IN ABSENTIA	Community
RELEASED PER DPD RELEASE CHARGE	Community
Released per DPD/Class C Only	Community
RELEASEED PER FINDING OF FACTS	Community
Released per Investigating Agency	Community
RELEASED PER INVESTIGATIVE AGENCY	Community
RELEASED PER MEDICAL REASONS	Transfer/Treatment
RELEASED PER PIA MANDATORY	Community
Released per Teletype	Community
Released to Dallas County Agency	Transfer
Released to INS/Border Patrol	Transfer
Released to Investigating Agency	Transfer
Released to Mental Facility	Transfer/Treatment
Released to Military	Transfer
Released to Out of County Agency	Transfer
Released to Out of State Agency	Transfer
RELEASED TO PAROLE OFFICER	Community
Released to Special Program	Transfer/Treatment
RELEASED TO TDC	Prison
RELEASED TO TDC-ISF	Prison
Released to TDCJ	Prison
RELEASED TO U.S. MARSHALL	Prison
Released to US Marshal	Prison
Removed from furlough	Other
SENTENCED TO DEATH	Other
Served Time	Community
Served Time and/or Paid Fine	Community
TRANSFERRED TO A MENTAL FACILITY	Transfer/Treatment
TRANSFERRED TO A FEDERAL AGENCY	Transfer
TRANSFERRED TO A SPECIAL PROGRAM	Transfer/Treatment
TRANSFERRED TO INS/BORDER PATROL	Transfer
WARRANT WITHDRAWN	Community

AVERAGE LENGTH OF STAY
BY RELEASE CATEGORY
**BASED ON THE NUMBER OF DAYS IN JAIL

RELEASE CATEGORY	2022 Avg	2023 Avg	Jan 2024	Feb 2024	Mar 2024	Apr 2024	May 2024	June 2024	July 2024	Aug 2024	Sept 2024	Oct 2024	Nov 2024	2024 Avg
BENCH WARRANT-READY TO RETURN	0	0	0	0	0	0	0	0	0	0	0	0	0	0
BOND REINSTATED	9	10	16	18	4	8	13	7	10	10	11	10	6	10
Currently Not Holding Class Cs	79	0	1	0	0	0	0	0	0	0	108	0	0	10
Deceased	130	142	88	0	22	122	262	0	9	92	0	0	0	54
DRY WRIT	0	0	0	0	0	0	0	0	0	0	0	0	0	0
DRY WRIT-CASE NOT FILED	0	0	0	0	0	0	0	0	0	0	0	0	0	0
ERROR-DUPLICATE CASE	0	3	0	0	0	0	0	0	0	0	0	0	0	0
ERROR- WRONG CASE #	7	0	0	0	0	0	0	0	0	0	0	0	0	0
Escaped	0	4	0	0	0	0	0	0	0	0	0	0	0	0
Failed to Report	0	0	0	0	0	0	0	0	0	0	0	0	0	0
Failed to Return to Work Release	0	0	0	0	0	0	0	0	0	0	0	0	0	0
FELONY REDUCED TO MISDEMEANOR	6	41	7	33	0	0	5	0	0	0	151	45	0	22
Finding of Facts Release	3	3	0	0	0	0	0	9	0	0	0	0	0	1
HOLD ADDED IN ERROR	0	7	0	0	0	0	0	0	0	0	0	0	1	0
Judicial Treatment Center/Wilmer	89	71	89	82	103	85	75	74	113	0	0	82	62	70
MISDEMEANOR REDUCED TO CLASS C	21	16	34	46	8	6	14	10	11	15	8	8	16	16
MOTION TO RELEASE	8	10	0	0	0	0	0	0	22	0	0	0	0	2
No Billed	44	49	51	51	69	52	42	56	49	50	53	55	45	52
Other	6	7	0	1	8	0	0	0	0	0	13	2	1	2
Paid Fine	1	0	0	0	0	1	0	0	0	0	0	1	0	0
Parole in Absentia or Pre Parole Transfer	20	20	0	0	0	0	0	0	0	0	0	374	0	34
Parole Warrant Withdrawn	45	54	84	70	100	81	67	70	78	67	65	51	56	72
Posted Cash Bond	3	3	4	2	4	2	1	2	1	3	3	2	1	2
Posted Personal Recognizance Bond	5	6	5	4	5	5	5	5	11	6	4	10	2	6
POSTED PR BOND	8	7	9	9	7	7	4	6	9	10	6	10	8	8
Posted Pre-trial Bond	2	3	4	2	2	2	3	0	2	2	2	4	3	2
Posted PT Personal Recognizance Bond	5	5	6	5	5	4	5	5	5	6	4	5	5	5
Posted Surety Bond	7	8	7	9	8	7	8	8	7	6	8	7	8	8
Posted Writ Bond	1	3	0	3	0	0	0	0	0	0	0	0	0	0
PROBATION DISCHARGED	48	23	28	35	58	25	24	30	38	23	27	23	33	31
RELEASE PER SHOCK PROBATION	29	6	84	0	0	0	0	0	0	0	0	87	0	16
Released By Order of the Court	58	60	75	66	53	62	62	60	64	53	52	45	51	58
Released on Probation	73	68	79	87	79	63	63	61	60	66	54	62	57	66
Released per Agency Pick Time Expired	0	9	0	0	0	0	0	0	0	0	0	0	0	0
RELEASED PER AGENCY PICK-UP TIME EXPIRED	11	0	0	0	0	0	0	0	0	0	0	0	34	3
Released per Art 14.06/Magistrate Order	18	25	54	0	0	176	0	105	0	0	10	1	0	31
RELEASED PER CASE REJECTED BY DA	21	25	46	32	30	37	31	25	36	36	33	35	35	34
RELEASED PER DISCHARGE IN ABSENTIA	188	149	107	63	270	136	139	133	222	137	75	77	61	129
RELEASED PER DPD RELEASE CHARGE	13	17	20	23	25	20	14	17	11	16	15	14	25	18
Released per DPD/Class C Only	0	0	0	0	0	0	0	0	77	0	2	0	0	7
RELEASED PER FINDING OF FACTS	7	7	8	7	7	7	7	7	7	6	9	7	7	7
Released per Investigating Agency	40	29	6	11	35	7	20	66	8	84	7	31	60	30
RELEASED PER INVESTIGATIVE AGENCY	32	38	67	18	17	35	25	39	15	35	37	33	58	34
RELEASED PER MEDICAL REASONS	17	0	0	0	0	0	0	0	0	0	0	0	0	0
RELEASED PER PIA MANDATORY	97	141	0	18	0	264	215	0	0	0	0	0	0	45
Released per Teletype	36	49	63	44	23	63	70	18	57	40	61	57	43	49
Released to Dallas County Agency	64	20	90	89	92	9	126	176	47	12	68	40	37	71
Released to INS/Border Patrol	52	55	59	75	60	63	49	50	56	50	70	56	54	58
Released to Investigating Agency	24	35	66	25	26	2	26	56	86	7	57	0	8	33
Released to Mental Facility	494	539	500	591	473	417	359	379	447	384	394	452	390	435
Released to Military	0	1	0	0	0	0	0	0	0	0	0	0	0	0
Released to Out of County Agency	43	42	41	42	49	35	46	32	39	34	45	37	37	40
Released to Out of State Agency	36	35	40	28	39	33	46	52	28	48	22	31	36	37
RELEASED TO PAROLE OFFICER	70	65	79	106	28	104	75	105	56	44	82	42	38	69
Released to Special Program	80	83	81	78	76	70	58	70	66	73	75	60	63	70
RELEASED TO TDC	201	171	221	176	186	209	169	201	190	172	207	184	179	190
RELEASED TO TDC-ISF	46	73	0	59	94	62	55	0	0	47	73	53	25	43
Released to TDCJ	186	110	138	117	153	245	177	235	157	0	0	115	188	139
RELEASED TO U.S. MARSHALL	0	0	0	0	0	0	0	0	0	0	0	0	0	0
Released to US Marshal	136	117	85	89	132	139	106	64	105	85	99	114	81	100
Removed from furlough	0	0	0	0	0	0	0	0	0	0	0	0	0	0
SENTENCED TO DEATH	0	0	0	0	0	0	0	0	0	0	0	0	0	0
Served Time	45	39	46	41	43	38	36	35	39	33	37	46	38	39
Served Time and/or Paid Fine	1	1	1	0	0	0	0	0	0	1	1	0	1	0
TRANSFERRED TO INS/BORDER PATROL	15	37	13	55	54	146	70	55	38	30	114	19	69	60
TRANSFERRED TO A MENTAL FACILITY	197	223	0	198	312	324	288	507	272	430	422	655	408	347
TRANSFERRED TO A FEDERAL AGENCY	4	2	4	83	33	75	135	3	4	139	56	40	120	63
TRANSFERRED TO A SPECIAL PROGRAM	75	48	5	0	75	84	117	27	58	65	53	83	79	59
WARRANT WITHDRAWN	46	46	61	74	85	64	57	53	51	46	62	73	93	65
Avg length stay in-jail for those released in the yr/month	yr/44	mon/42	mon/37	mom/39	mon/43	mon/49	mon/46	mon/42	mon/ 39	mon/ 36	mon/ 40	mon/ 47	mon/ 38	mon/41
Total/Total Avg Releases for Month/Yr	4114	4271	3859	4168	4271	4532	4661	4429	4714	4858	4613	4769	4314	4472



Release Reasons	Length of Stay in Jail based on Release Destination
BENCH WARRANT-READY TO RETURN	Community
BOND REINSTATED	Community
Currently Not Holding Class Cs	Community
Deceased	Other
DRY WRIT	Community
DRY WRIT-CASE NOT FILED	Community
ERROR-DUPLICATE CASE	Other
ERROR- WRONG CASE #	Other
Escaped	Other
Failed to Report	Other
Failed to Return to Work Release	Other
FELONY REDUCED TO MISDEMEANOR	Community
Finding of Facts Release	Community
HOLD ADDED IN ERROR	Community
Judicial Treatment Center/Wilmer	Transfer/Treatment
MISDEMEANOR REDUCED TO CLASS C	Community
MOTION TO RELEASE	Community
No Billed	Community
Other	Other
Paid Fine	Community
Parole in Absentia or Pre Parole Transfer	Community
Parole Warrant Withdrawn	Community
Posted Cash Bond	Community
Posted Personal Recognizance Bond	Community
POSTED PR BOND	Community
Posted Pre-trial Bond	Community
Posted PT Personal Recognizance Bond	Community
Posted Surety Bond	Community
Posted Writ Bond	Community
PROBATION DISCHARGED	Community
RELEASE PER SHOCK PROBATION	Community
Released By Order of the Court	Community
Released on Probation	Community
Released per Agency Pick Time Expired	Community
RELEASED PER AGENCY PICK-UP TIME EXPIRED	Community
Released per Art 14.06/Magistrate Order	Community
RELEASED PER CASE REJECTED BY DA	Community
RELEASED PER DISCHARGE IN ABSENTIA	Community
RELEASED PER DPD RELEASE CHARGE	Community
Released per DPD/Class C Only	Community
RELEASEED PER FINDING OF FACTS	Community
Released per Investigating Agency	Community
RELEASED PER INVESTIGATIVE AGENCY	Community
RELEASED PER MEDICAL REASONS	Transfer/Treatment
RELEASED PER PIA MANDATORY	Community
Released per Teletype	Community
Released to Dallas County Agency	Transfer
Released to INS/Border Patrol	Transfer
Released to Investigating Agency	Transfer
Released to Mental Facility	Transfer/Treatment
Released to Military	Transfer
Released to Out of County Agency	Transfer
Released to Out of State Agency	Transfer
RELEASED TO PAROLE OFFICER	Community
Released to Special Program	Transfer/Treatment
RELEASED TO TDC	Prison
RELEASED TO TDC-ISF	Prison
Released to TDCJ	Prison
RELEASED TO U.S. MARSHALL	Prison
Released to US Marshal	Prison
Removed from furlough	Other
SENTENCED TO DEATH	Other
Served Time	Community
Served Time and/or Paid Fine	Community
TRANSFERRED TO A MENTAL FACILITY	Transfer/Treatment
TRANSFERRED TO A FEDERAL AGENCY	Transfer
TRANSFERRED TO A SPECIAL PROGRAM	Transfer/Treatment
TRANSFERRED TO INS/BORDER PATROL	Transfer
WARRANT WITHDRAWN	Community

PRE-INDICTMENT WAIVERS BY COURT BY MONTH

	CDC1	CDC2	CDC3	CDC4	CDC5	CDC6	CDC7	194th	195th	203rd	204th	265th	282nd	283rd	291st	292nd	363rd	Total
2020 Year Totals	129	112	75	88	65	115	78	71	160	95	108	89	61	125	84	126	96	1677
Year Avg	11	9	6	7	5	10	7	6	13	8	9	7	5	10	7	11	8	140
2021 Year Totals	113	123	36	89	47	82	74	75	131	107	66	62	58	79	74	124	55	1395
Year Avg	9	10	3	7	4	7	6	6	11	9	6	5	5	7	6	10	5	116
2022 Year Totals	111	96	24	75	58	52	45	48	88	69	49	87	44	68	29	132	46	1121
Year Avg	9	8	2	6	5	4	4	4	7	6	4	7	4	6	2	11	4	93
2023 Year Totals	47	41	13	21	10	26	20	14	24	10	8	14	20	34	37	49	17	405
Year Avg	12	10	3	5	3	7	5	4	6	3	2	4	5	9	9	12	4	34
DATE																		Total
Jan 24	0	0	0	0	0	0	0	0	0	0	0	0	0	0	0	0	0	0
Feb 24	0	0	0	0	0	0	0	0	0	0	0	0	0	0	0	0	0	0
Mar 24	0	0	0	0	0	0	0	0	0	0	0	0	0	0	0	0	0	0
Apr 24	0	0	0	0	0	0	0	0	0	0	0	0	0	0	0	0	0	0
May 24	0	0	0	0	0	0	0	0	0	0	0	0	0	0	0	0	0	0
Jun 24	0	0	0	0	0	0	0	0	0	0	0	0	0	0	0	0	0	0
Jul 24	0	0	0	0	0	0	0	0	0	0	0	0	0	0	0	0	0	0
Aug 24	0	0	0	0	0	0	0	0	0	0	0	0	0	0	0	0	0	0
Sep 24	0	0	0	0	0	0	0	0	0	0	0	0	0	0	0	0	0	0
Oct 24	0	0	0	0	0	0	0	0	0	0	0	0	0	0	0	0	0	0
Nov 24	0	0	0	0	0	0	0	0	0	0	0	0	0	0	0	0	0	0
Dec 24																		0
2024 Year Totals	0	0	0	0	0	0	0	0	0	0	0	0	0	0	0	0	0	0
Year Avg	0	0	0	0	0	0	0	0	0	0	0	0	0	0	0	0	0	0

**Data not reported May - Dec. 2023

**** Data Disclaimer:** At this time, we are facing data source/integration challenges due to the recent implementation of the Odyssey Criminal Court management system (Go Live date 05/22/23). Forvus transitioned to read only access at 6 pm on 05/16/23. Beginning on 05/17/23, data is no longer integrating from the mainframe.

District Court Waiver data remains unavailable since May '23

DISPOSITION TOTALS BY FELONY COURT

2021	Jan	Feb	Mar	April	May	Jun	Jul	Aug	Sept	Oct	Nov	Dec	Average	Total
Avg	120	104	169	146	129	169	146	147	153	147	141	125	142	1698
TOTAL DISPOSTIONS	2046	1774	2878	2484	2192	2874	2487	2498	2607	2501	2398	2133	2406	28,872
2022	Jan	Feb	Mar	April	May	Jun	Jul	Aug	Sept	Oct	Nov	Dec	Average	Total
Avg	134	127	179	174	187	208	167	206	205	206	183	158	178	2134
TOTAL DISPOSTIONS	2281	2152	3046	2965	3173	3543	2835	3499	3485	3494	3107	2692	3023	36,272
2023	Jan	Feb	Mar	April	May	Jun	Jul	Aug	Sept	Oct	Nov	Dec	Average	Total
Avg	199	192	249	212	154	#DIV/0!	#DIV/0!	154	130	155	114	97	166	1648
TOTAL DISPOSTIONS	3391	3263	4235	3598	2470	0	0	2617	2217	2638	1938	1643	2816	28,010
2024	Jan	Feb	Mar	April	May	Jun	Jul	Aug	Sept	Oct	Nov	Dec	Average	Total
CDC1	161	184	147	176	157	172	178	194	166	195	148		171	1878
CDC2	102	133	135	138	178	156	183	144	143	176	146		149	1634
CDC3	148	165	107	141	145	153	189	202	143	185	181		160	1759
CDC4	144	145	152	146	138	161	181	198	184	205	184		167	1838
CDC5	140	167	159	168	139	127	176	180	149	145	141		154	1691
CDC6	155	199	186	119	155	158	199	162	153	173	168		166	1827
CDC7	101	159	102	101	175	132	164	133	149	115	181		137	1512
194TH													#DIV/0!	0
195TH	131	152	145	120	156	141	184	171	182	188	154		157	1724
203RD	153	133	130	132	165	136	181	167	107	244	126		152	1674
204TH	126	131	141	150	142	184	164	150	140	162	148		149	1638
265TH	132	108	135	107	120	136	157	138	161	166	196		141	1556
282ND	R	R	R	129	127	100		254	211	253	137		173	1211
283RD	113	130	91	96	170	119	163	128	167	113	123		128	1413
291ST	164	157	210	129	146	148	154	167	157	157	178		161	1767
292ND	124	143	145	131	180	164	150	180	158	176	141		154	1692
363RD	R	R	R	R	R								#DIV/0!	0
Avg	135	150	142	132	153	146	173	171	158	177	157	#DIV/0!	#DIV/0!	1460
TOTAL DISPOSTIONS	1894	2106	1985	1983	2293	2187	2423	2568	2370	2653	2352	0	#DIV/0!	24,814

**Data unavailable for all courts May - Jul. 2023. Data added for several courts on 12/05/24.

**** Data Disclaimer:** At this time, we are facing data source/integration challenges due to the implementation of the Odyssey Criminal Court management system (Go Live date 05/22/23). Forvus transitioned to read only access at 6 pm on 05/16/23. Beginning on 05/17/23, data is no longer integrating from the mainframe.


















District Court Disposition data was not provided for all courts during the month of November '24

R= previously report data removed

Data not reported or reported after original publication

Average Pending Dispos (in Jail) by District Court

11/01/2024-11/30/2024

DATE	CDC 1	CDC 2	CDC 3	CDC 4	CDC 5	CDC 6	CDC 7	194	195	203	204	265	282	283	291	292	363	Total
	CLINTON	KOCH	RILEY	COLLINS	THOMPSON	MULDER	ANYIAM	E. WHITE	GARZA	JONES	KEMP	BENNETT	DAVIS	MAYS	S. HUFF	BIRMINGHAM	HOLMES	
11/01/24	61	92	114	138	125	85	101	139	87	185	120	82	67	110	86	71	83	1746
11/04/24	65	90	114	140	123	87	100	135	86	176	118	81	66	111	83	76	86	1737
11/05/24	63	90	111	142	121	87	100	133	87	178	117	82	69	111	83	76	85	1735
11/06/24	63	90	112	140	120	85	100	132	85	179	116	79	70	118	80	74	85	1728
11/07/24	62	91	110	140	122	82	100	131	88	177	112	78	68	114	80	71	83	1709
11/08/24	60	93	105	137	121	81	100	134	88	176	115	78	68	110	85	68	83	1702
11/11/24	64	93	105	139	122	80	99	129	88	180	116	79	68	111	87	69	83	1712
11/12/24	65	91	105	136	123	79	96	128	85	180	114	79	64	110	88	68	80	1691
11/13/24	61	94	106	129	122	77	99	127	84	180	117	80	57	115	86	67	78	1679
11/14/24	63	92	103	134	123	79	96	126	83	181	118	78	59	114	90	66	75	1680
11/15/24	65	91	105	133	125	83	99	126	83	181	120	79	55	113	89	69	77	1693
11/18/24	67	92	111	136	130	85	107	132	84	193	120	80	54	110	98	71	86	1756
11/19/24	68	89	112	136	130	89	107	134	85	192	121	75	56	115	105	70	85	1769
11/20/24	71	90	114	139	135	95	108	137	87	193	125	79	55	119	105	79	85	1816
11/21/24	71	94	122	137	137	95	101	134	90	192	126	84	55	124	111	80	87	1840
11/22/24	69	94	122	140	140	97	101	140	91	205	129	85	52	128	113	84	90	1880
11/25/24	79	102	121	150	148	108	114	155	101	211	141	94	55	130	128	94	99	2030
11/26/24	83	109	121	152	152	114	115	165	102	209	145	90	57	132	131	95	97	2069
11/27/24	89	112	124	160	159	117	117	165	108	211	153	94	59	135	131	98	101	2133
11/28/24	93	117	123	167	161	115	125	176	112	214	153	94	62	138	135	104	104	2193
11/29/24	99	123	127	170	164	117	127	183	121	225	161	100	68	144	144	113	106	2292
November AVG	71	97	114	143	133	92	105	141	92	191	127	83	61	120	102	79	88	1838
																		
Rankings	2	8	11	16	14	T-6	10	15	T-6	17	13	4	1	12	9	3	5	

**** Data Disclaimer:** At this time, we are facing data source/integration challenges due to the implementation of the Odyssey Criminal Court management system (Go Live date 05/22/23). Forvus transitioned to read only access at 6 pm on 05/16/23. Beginning on 05/17/23, data is no longer integrating from the mainframe, as a result this report may be missing cases.

DISPOSITION TOTALS FOR COUNTY CRIMINAL COURTS

2022	Jan	Feb	Mar	April	May	Jun	Jul	Aug	Sept	Oct	Nov	Dec	Average	Total
Avg	161	162	208	204	251	366	229	233	213	208	182	191	217	2607
TOTAL DISPOSTIONS	1929	1942	2497	2442	3011	4387	2752	2800	2554	2493	2187	2287	2607	31,281
2023	Jan	Feb	Mar	April	May	Jun	Jul	Aug	Sept	Oct	Nov	Dec	Average	Total
Avg	181	182	224	215	#DIV/0!	#DIV/0!	161	244	102	176	157	121	176	1763
TOTAL DISPOSTIONS	2175	2188	2686	2574	0	0	1934	2931	1222	2107	1887	1450	1763	21,154
2024	Jan	Feb	Mar	April	May	Jun	Jul	Aug	Sept	Oct	Nov	Dec	Average	Total
CCC1	129	150	128	115	148	111	107	163	141	145	116		132	1453
CCC2	168	152	166	169	145	161	174	169	175	188	116		162	1783
CCC3	166	160	174	186	185	188	158	195	171	159	164		173	1906
CCC4	121	123	189	176	159	138	130	148	123	151	127		144	1585
CCC5	246	230	238	288	257	190	224	232	183	203	161		223	2452
CCC6	141	139	136	163	182	119	130	144	121	128	128		139	1531
CCC7	183	198	173	211	228	150	220	166	217	183	244		198	2173
CCC8	167	150	156	181	216	124	144	169	159	141	116		157	1723
CCC9	128	133	138	179	194	204	191	155	157	160	135		161	1774
CCC10	167	136	129	132	143	142	129	119	143	165	167		143	1572
CCC11	110	124	107	163	147	147	149	151	152	190	132		143	1572
CCAP2	203	173	162	149	163	140	141	169	157	137	153		159	1747
Avg	161	156	158	176	181	151	158	165	158	163	147	#DIV/0!	161	1773
TOTAL DISPOSTIONS	1929	1868	1896	2112	2167	1814	1897	1980	1899	1950	1759	0	1773	21,271

*** Please note that CCAP1 Totals are CLASS C APPEALS ***

													Average	Total
CCAP1	94	248	232	269	191	207	177	163	171	284	207		204	2243

Female Jail Pleas

													Average	Total
MAGISTRATE COURT	-												#DIV/0!	0

** Data Disclaimer: At this time, we are facing data source/integration challenges due to the recent implementation of the Odyssey Criminal Court management system (Go Live date 05/22/23). Forvus transitioned to read only access at 6 pm on 05/16/23. Beginning on 05/17/23, data is no longer integrating from the mainframe.

Average Pending Dispos (in Jail) by County Criminal Court

11/01/2024-11/30/2024

DATE	CCC1	CCC2	CCC3	CCCAP1	CCC4	CCC5	CCC6	CCC7	CCC8	CCC9	CCC10	CCCAP2	CCC11	Total
	MAYSE	HAYES	MOOREHEAD	WADE	WILLIAMS	GREEN	KING	EDWARDS	C. WHITE	HOFFMAN	M. HUFF	LUTHER	KELLY	
11/01/24	177	171	194	67	183	200	187	165	177	167	128	180	124	2120
11/04/24	178	176	202	67	192	209	190	167	182	173	134	186	135	2191
11/05/24	177	175	198	66	199	212	185	168	179	171	135	183	132	2180
11/06/24	179	176	201	65	198	208	184	161	174	171	133	183	124	2157
11/07/24	179	175	195	67	193	205	183	158	174	169	130	182	125	2135
11/08/24	175	174	199	67	190	206	182	159	170	166	124	178	127	2117
11/11/24	179	170	199	68	194	207	186	170	173	166	130	176	128	2146
11/12/24	179	170	197	67	197	201	184	170	171	167	128	175	126	2132
11/13/24	177	165	199	66	197	204	181	173	169	170	132	171	120	2124
11/14/24	175	169	198	67	200	203	182	170	174	169	129	174	121	2131
11/15/24	170	169	193	70	197	198	184	172	171	168	125	171	117	2105
11/18/24	177	172	197	82	197	202	181	180	174	167	124	173	117	2143
11/19/24	176	166	191	82	196	194	183	172	178	166	122	178	116	2120
11/20/24	173	171	191	86	200	194	184	172	178	166	123	173	112	2123
11/21/24	170	177	186	90	200	193	182	170	179	167	120	172	115	2121
11/22/24	166	175	183	90	196	191	174	170	174	167	119	174	118	2097
11/25/24	174	188	181	98	192	187	176	169	172	172	122	170	120	2121
11/26/24	176	182	179	99	192	183	178	169	176	176	123	170	126	2129
11/27/24	172	179	178	104	199	180	177	167	171	172	121	164	123	2107
11/28/24	167	179	178	107	196	184	173	169	176	175	118	162	123	2107
11/29/24	169	179	179	109	196	183	175	167	183	173	121	159	124	2117
November AVG	175	174	191	80	195	197	181	168	175	169	126	174	123	2130
	↓	↑	↑	★	↑	↓	↓	↓	↑	↑	★	↓	★	
Rankings	T-8	T-6	11	1	12	13	10	4	T-8	5	3	T-6	2	

**** Data Disclaimer:** At this time, we are facing data source/integration challenges due to the implementation of the Odyssey Criminal Court management system (Go Live date 05/22/23). Forvus transitioned to read only access at 6 pm on 05/16/23. Beginning on 05/17/23, data is no longer integrating from the mainframe, as a result this report may be missing cases.

**New Report beginning on 02.18.2022

Defendants in jail pending lab analysis									Total in Jail SWIFS over 30
Date	DEA	DPS	Tarrant	SWIFS	NMS	ARMSTRONG	NOT AT SWIFS-need case LEA	Total	
08/04/20	0	8	0	1	0	1		10	1
09/04/20	0	22	0	9	0	2		33	3
10/04/20	0	12	0	1	1	0		14	1
11/06/20	0	20	0	5	2	0		27	1
12/03/20	0	15	0	2	0	0		17	1
01/04/21	0	10	0	14	0	1		25	14
02/04/21	0	12	0	5	1	0		18	5
03/04/21	0	17	0	18	1	0		36	18
04/05/21	0	9	0	4	2	0		15	4
05/05/21	0	26	0	45	10	6		87	18
06/04/21	0	20	0	15	7	11		53	3
07/06/21	0	14	0	19	7	15		55	0
08/05/21	3	10	0	11	3	11	1	39	0
09/02/21	2	32	0	40	3	11	6	94	0
10/05/21	0	40	0	60	4	7	0	111	0
11/05/21	2	8	0	18	7	3	5	43	0
12/03/21	0	8	0	35	5	2	0	50	6
01/05/22	0	29	0	49	4	4	2	88	6
02/05/22	2	33	0	43	2	2	0	82	5
03/04/22	0	12	0	23	0	2	1	38	4
04/01/22	0	20	0	15	2	0	0	37	4
05/05/22	6	17	0	65	1	2	0	91	5
06/03/22	3	22	0	48	1	0	0	74	2
07/05/22	1	31	0	86	5	5	1	129	9
08/05/22	0	42	0	77	5	10	0	134	8
09/02/22	0	48	0	62	2	4	3	119	11
10/06/22	1	72	0	139	0	8	0	220	15
11/04/22	6	21	0	123	2	11	4	167	5
12/05/22	4	46	0	96	0	6	4	156	7
01/05/23	6	56	0	151	5	14	0	232	12
02/03/23	0	65	0	179	4	13	0	261	35
03/03/23	5	63	0	109	4	16	3	200	12
04/05/23	10	60	0	97	0	18	0	185	20
05/05/23	4	96	0	120	3	11	3	237	10
06/05/23	6	79	0	135	2	16	0	238	35
07/05/23	8	89	0	123	7	4	21	252	22
08/04/23	8	73	0	147	15	2	0	245	19
09/05/23	4	85	0	146	6	5	0	246	21
10/05/23	3	97	0	133	6	13	0	252	8
11/03/23	0	85	0	94	10	9	0	198	13
12/05/23	2	99	0	173	8	7	15	304	16
01/05/24	2	98	0	202	1	15	0	318	20
02/06/24	3	50	0	127	0	3	0	183	22
03/05/24	2	66	0	211	1	18	0	298	43
04/05/24	0	71	0	174	0	32	0	277	11
05/03/24	1	92	0	239	3	26	0	361	53
06/05/24	5	74	0	49	2	154	0	284	49
07/05/24	6	82	0	18	0	209	0	315	6
08/05/24	5	62	0	14	4	262	0	347	3
09/05/24	0	96	0	11	3	281	0	391	0
10/04/24	5	72	0	21	1	248	0	347	10
11/05/24	0	63	0	26	1	192	0	282	9
12/05/24	0	71	0	35	0	209	0	315	6

Defendants in jail pending lab analysis - Supplemental Data from SWIFS					
Date	@SWIFS Pending	@SWIFS >30 Days	AVG Jail TAT (Days)	Jail Cases Received	Jail Cases Completed
12/03/20				7	13
01/04/21				11	50
02/04/21				43	39
03/04/21				44	63
04/05/21				43	41
05/05/21				120	103
06/04/21				124	136
07/06/21				132	114
08/05/21				159	162
09/02/21				167	185
10/05/21				210	174
11/05/21				126	144
12/03/21				176	192
01/05/22				154	157
02/05/22				172	170
03/04/22				186	191
04/01/22				160	141
05/05/22				166	160
06/03/22				133	173
07/05/22				221	204
08/05/22				185	205
09/02/22				217	208
10/06/22				232	201
11/04/22			11	149	210
12/05/22	87	1	13	245	205
01/13/23			14	178	185
02/07/23	107	7	11	119	83
03/01/23	71	0			
04/03/23	93	1	11	188	210
05/02/23	62	1	8	170	181
06/05/23	180	2	11	77	157
07/05/23	101	0	10	186	192
08/04/23	156	0	10	143	236
08/31/23	177	0	12	209	236
10/05/23	149	0	10	213	203
11/06/23	150	0	9	190	226
12/05/23	74	0	9	113	152
01/05/24	104	1	10	179	153
02/05/24	86	3	12	160	195
03/05/24	140	0	11	197	204
04/04/24	94	0	12	233	261
05/01/24	162	4	12	158	174
06/05/24	17	3	14	103	227
07/03/24	23	0	11	64	55
08/01/24	3	0	8	43	70
09/03/24	13	0	8	55	50
10/04/24	19	0	9	31	27
11/06/24	13	0	7	49	63
12/02/24	18	0	9	35	30

FY2025 Public Defender's Office Summary Statistics for Misdemeanor Courts November 2024		
Court/Judge	New Cases	Total Dispositions
CCC #1 (2 PD AVG 200)	173	175
CCC #2 (2 PD AVG 100)	102	72
CCC #3 (2 PD AVG 200)	149	148
CCC #4 (2 PD AVG 100)	101	66
CCC #5 (2 PD AVG 100)	77	71
CCC #6 (2 PD AVG 100)	80	81
CCC #7 (2 PD AVG 100)	100	58
CCC #8 (2 PD AVG 100)	87	61
CCC #9 (3 PD AVG 200)	161	87
CCC #10 (2 PD AVG 75)	76	83
CCC #11 (2 PD AVG 75)	66	63
CCCAP #2 (2 PD AVG 200)	140	90
Y-T-D Totals	1312	1055

CCC 1: Court coordinator was out of the office for several days due to the holiday and there was not sub-coordinator to assign new cases.

CCC 3: Coordinator confirmed all available cases were assigned to the PDs. Additionally, court coordinator was out of the office for several days due to the holiday and there was not sub-coordinator to assign new cases.

CCC 5: One PD in this two PD court is out on FMLA since mid-November.

CCC 6: Coordinator confirmed all available cases were assigned to the PDs.

CCC 8: Coordinator confirmed all available cases were assigned to the PDs.

CCC 9: Court coordinator was out of the office for a week and there was not a sub-coordinator to assign new cases. Judge also assigned some cases to the SMU clinic.

CCC 10 & 11: Courts are family violence courts and the numbers in these courts are typically lower compared to non-family violence courts.

CCCAP2: Coordinator confirmed all available cases were assigned to the PDs. Judge also assigned some cases to the SMU clinic.

FY2025 Public Defender's Office Summary Statistics for Felony Courts November 2024		
Court/Judge	New Cases	Total Dispositions
CDC #1 (2 PD AVG. 60)	62	37
CDC #2 (4 PD AVG. 120)	123	121
CDC #3 (2 PD AVG. 60)	60	57
CDC #4 (2 PD AVG. 60)	55	56
CDC #5 (2 PD AVG. 60)	60	38
CDC #6 (1 PD AVG. 30)	30	2
CDC #7 (1 PD AVG. 30)	30	33
194th (3 PD AVG. 90)	87	86
195th (2 PD AVG. 60)	62	65
203rd (2 PD AVG. 60)	62	57
265th (2 PD AVG. 60)	60	53
283rd (2 PD AVG. 60)	55	35
291st (2 PD AVG. 60)	69	54
292nd (3 PD AVG. 90)	84	71
363rd (2 PD AVG. 60)	65	32
Y-T-D Totals	964	797

Courts are required to assign between 30 & 35 cases per month per PD.

283rd: Judge reduced the number of appointments for one PD in this two PDs court while the PD is temporarily handling the court's specialty docket which is vacant until filled.

FY2025 Public Defender's Office

Nov-24

	New Cases	TBJ	TBC	ATD - PLEAS	ATD - DISMISS	Pleas	Revo- cations	Con't Prob	Dismissals	MH Transfers	Drug Divert Referrals	Other	Total Dispos
Cañas													
CDC #2	0	0	0	0	0	1	0	0	0	0	0	0	1
CDC #3	0	0	0	0	0	1	0	0	3	0	0	0	4
CDC #4	0	0	0	0	0	1	0	0	0	0	0	0	1
194th	0	0	0	0	0	0	0	0	1	0	0	0	1
195th	0	0	0	0	0	5	0	0	0	0	0	0	5
Y-T-D Totals	0	0	0	0	0	8	0	0	4	0	0	0	12

FY2025 Public Defender's Office

Nov-24

	New Cases	TBJ	TBC	ATD - PLEAS	ATD - DISMISS	Pleas	Revo- cations	Con't Prob	Dismissals	MH Transfers	Drug Divert Referrals	Other	Total Dispos
Cañas													
CCC 1	0	0	0	0	0	0	0	0	2	0	0	0	2
Y-T-D Totals	0	0	0	0	0	0	0	0	2	0	0	0	2

KRIST CALDWELL FY2025 MISDEMEANOR DIVERT MENTAL HEALTH COURT STATS CCCAP1/WADE														
MONTH	BEGINNING # OF PENDING CASES	Rediverts	+NEW CASES RECEIVED THIS MONTH	=TOTAL CASES	TBJ	TBC	PLEAS	DISMISSAL	OTHER	TOTAL DISPOSITIONS	ENDING # PENDING CASES **	CURRENT PARTICIPANTS	NUMBER OF GRADUATES	BOND***
November	35	0	4	39	0	0	4	2	0	6	33	25	1	15

HARRY INGRAM FY2025 ATLAS STATISTICS 203rd																	
MONTH	BEGINNING # OF PENDING CASES	+NEW CASES RECEIVED THIS MONTH	=TOTAL CASES	TBJ	TBC	PLEAS	REV	GRADUATES	PROBATION MODIFICATIONS	DISMISSALS	OTHERS	TOTAL DISPOSITIONS	ENDING # PENDING CASES **	CURRENT ATLAS PARTICIPANTS	CURRENT PARTICIPANTS IN CUSTODY	FORMER ATLAS PARTICIPANTS	BOND
November	66	4	70	0	0	0	0	3	0	0	3	6	64	30	0	0	30

HARRY INGRAM FY2025 S.E.T. STATISTICS 291st																	
MONTH	BEGINNING # OF PENDING CASES	+NEW CASES RECEIVED THIS MONTH	=TOTAL CASES	TBJ	TBC	PLEAS	REV	GRADUATES	PROBATION MODIFICATIONS	DISMISSALS	OTHERS	TOTAL DISPOSITIONS	ENDING # PENDING CASES **	CURRENT PARTICIPANTS	CURRENT PARTICIPANTS IN CUSTODY	FORMER PARTICIPANTS	BOND
November	66	4	70	0	0	0	0	3	0	0	3	6	64	30	0	0	30

November FY2025 MHPD STATS														
	BEGINNING # OF PENDING CASES	+NEW CASES RECEIVED THIS MONTH	=TOTAL CASES	TRIALS	PLEAS	COND. DISM.	REVK	REVC	DISMISSALS	INCOMPETENT	REFERRALS	OTHER COUNSEL APPT.	TOTAL CLOSED	
Lenox	138	29	167	0	5	0	0	0	7	0	0	14	26	
Strather	311	28	339	0	5	0	0	0	13	1	5	11	35	
Caldwell	67	39	106	0	1	0	0	0	0	1	0	16	18	

November FY2025 FELONY COMPETENCY STATISTICS																
MONTH	BEGINNING # OF CASES	NEW CASES THIS MONTH	TBJ	TBC	Alt. Trial Dispos.	PLEAS	REVO-CATIONS	DISMISSALS	PROBATION	COMP. HRG.	EXTENSIONS	CIVIL COMMIT.	MHMR REFERRAL	CONSULTS	OTHER	ENDING # OF PEOPLE IN OCR
Harden	174	3	0	0	0	7	0	4	2	12	0	0	0	0	4	21
Scott	34	0	0	0	0	0	0	2	0	0	0	0	0	0	0	5
Foster	53	3	0	0	0	1	0	0	0	3	0	0	0	0	2	6

RANDALL SCOTT FY2025 MISDEMEANOR COMPETENCY STATISTICS																
MONTH	BEGINNING # OF CASES	NEW CASES THIS MONTH	TBJ	TBC	Alt. Trial Dispos.	PLEAS	REVO-CATIONS	DISMISSALS	PROBATION	COMP. HRG.	EXTENSIONS	CIVIL COMMIT.	MHMR REFERRAL	CONSULTS	OTHER	ENDING # OF PEOPLE IN OCR
November	102	66	0	0	0	0	0	64	0	4	0	9	0	0	0	15

November MI Court																									
MONTH	TOTAL NEW CASES RECEIVED	NEW CLIENTS AT TERRELL	NEW CLIENTS AT MEDICAL CENTER MCKINNEY	NEW CLIENTS AT GLEN OAKS	NEW CLIENTS AT TEXOMA	NEW CLIENTS AT PERIMETER BEHAVIORAL HEALTHCARE	NEW CLIENTS AT PARKLAND	NEW CLIENTS AT CLEMENTS (formerly ZALE LIPSHY)	NEW CLIENTS AT DALLAS PRESBYTERIAN	NEW CLIENTS AT DALLAS BEHAVIORAL HEALTH	NEW CLIENTS AT HICKORY TRAILS	NEW CLIENTS AT VA	NEW CLIENTS AT GREEN OAKS	NEW CLIENTS AT GARLAND BEHAVIORAL	NEW CLIENTS AT METHODIST RICHARDSON	NEW CLIENTS AT WELLBRIDGE	NEW CLIENTS AT THREARLINGTON	MRM/MILLWOOD/HAVEN	PROBABLE CAUSE HEARINGS HELD	NO CONTEST COMMIT	CONTESTED COMMIT	FORCED MEDS HEARING IN COURT	MODIFICATION HEARINGS	OUT-PATIENT COMMIT	IN-PATIENT COMMIT
L. Roberts	73	8	7	0	1	0	0	0	0	37	0	0	20	0	0	0	0	0	0	0	14	22	0	0	0
C. Cox	107	0	0	0	0	0	95	3	9	0	0	0	0	0	0	0	0	0	0	0	10	8	0	0	10
K. Nelson	86	0	0	0	0	0	0	0	0	0	69	17	0	0	0	0	0	0	3	0	8	7	0	0	0
R. Black	114	0	0	0	0	34	0	0	0	0	0	0	47	0	33	0	0	0	10	0	5	5	0	0	5

DAN ECKSTEIN MHPR BOND STATS													
MONTH	INITIAL ELIGIBILITY DAILY LIST (MH FLAGS)	MHPR BOND APPOINTMENTS FROM DAILY LIST (MH FLAGS MINUS THOSE SCREENED-OUT)	MHPR BOND HEARING-BOND GRANTED (# of clients)	MHPR BOND HEARING-BOND DENIED (# of clients)	TOTAL HEARING S (# of clients)	Total # of Cases	Total # of Felony Cases	# of Felonies Approved	# of Felonies Denied	Total # of Misd. Cases	# of Misd's Approved	# of Misd's Denied	
November	2291	285	30	29	59	89	54	27	27	35	16	19	

Bail Review Hearings

Court	# OF CLIENTS	CLIENTS WITH MH DIAGNOSIS	# OF HEARINGS SET	# OF CASES	PR BOND GRANTED	BOND AMOUNT REDUCED	BOND AMOUNT NOT CHANGED	WAIVED	DISPOSED	DISMISSED	OTHER
CCC 1	35	17	42	42	26	1	0	5	1	0	9
CCC 2	41	30	50	50	36	1	1	11	0	0	1
CCC 3	57	24	64	64	27	5	10	18	0	0	4
CCC 4	41	25	35	38	14	3	3	15	0	0	0
CCC 5	32	19	36	36	14	1	11	10	0	0	0
CCC 6	20	9	28	28	10	11	0	3	0	0	3
CCC 7	28	17	51	51	15	4	20	6	5	1	0
CCC 8	43	15	55	55	7	4	12	25	0	0	7
CCC 9	38	18	45	45	10	7	8	14	0	0	6
CCC 10	16	6	22	22	7	10	0	1	0	0	4
CCC 11	21	9	22	22	5	5	2	8	0	0	2
CCC App 2	31	16	35	35	14	2	6	11	0	0	2
TOTAL	403	205	485	488	185	54	73	127	6	1	38

*# OF HEARINGS SET captures cases that may be heard more than once (ex: PR Bond is initially denied, or client is rearrested on the same charge).

*WAIVED captures hearings waived by client request (ex: ICE hold, felony pending, etc.), or by attorney request due to competency concerns.

*DISPOSED captures cases disposed plead in lieu of hearing, after hearing preparation; dismissals are recorded separately.

*OTHER captures any situation not otherwise listed (ex: attorney hired day of hearing; bond posted of hearing, etc., only if client was interviewed and attorney prepared case for hearing).

Dallas County Pretrial Services

Smart Justice Unit

November 2024 Statistical Summary Report

Month/Year	Supervised Cases Start Of Month	Total New Granted Defendants	# New Misd Bonds	# New Felony Bonds	Initial MH # Reviewed	# Initially Eligible	# Orders Signed	Presented for Hearing	Denied by Judge	Other	Level 1	Level 2	Level 3	Level 4	Successful Close outs	Unsuccessfu l Close outs	Total violations submitted - NEW OFFENSE	Total violations submitted - Technical Violations	Active CD Count	Supervised SJ Cases End Of Month
Nov-2023	215	26	9	29	2181	237	313	41	15	0	15	7	4	0	9	19	14	30	20	213
Dec-2023	213	40	15	43	2013	245	353	60	17	3	25	12	3	0	9	18	4	24	17	226
Jan-2024	226	32	19	31	2241	244	320	49	15	2	21	6	5	0	8	18	11	45	15	232
Feb-2024	232	58	25	69	2403	288	420	86	24	4	42	13	3	0	18	33	11	33	7	239
Mar-2024	239	43	14	46	2431	273	364	67	21	3	30	5	8	0	10	20	19	37	6	252
Apr-2024	252	46	18	53	2712	294	439	88	37	5	32	7	6	1	10	27	16	45	4	261
May-2024	261	62	14	75	2799	325	448	85	18	5	40	14	8	0	12	32	11	35	2	279
Jun-2024	279	43	19	52	2644	296	406	71	25	3	23	14	5	1	10	33	10	38	1	279
Jul-2024	279	54	19	65	3008	377	513	94	35	5	36	11	4	3	12	41	14	47	0	280
Aug-2024	280	47	20	45	3011	317	439	80	30	3	27	13	7	0	15	29	15	36	0	283
Sep-2024	283	40	19	41	2714	360	469	78	33	5	24	8	7	1	13	40	12	46	0	270
Oct-2024	270	51	22	47	2735	365	496	101	44	6	25	10	13	3	11	29	14	40	0	281
Nov-2024	281	28	11	26	2292	285	382	59	28	3	20	5	2	1	11	24	12	35	0	274

April 2017- Present									
	Initial MH #	Eligible	# Orders Signed	Presented	Denied	Other	Granted	Misd	Felony
Totals:	156,090	19,115	25,108	4,840	1130	170	3,539	1,679	3,357

Dallas County Pretrial Services
Electronic Monitoring Unit
November 2024 Statistical Summary Report

Month/Year	Total Supervised Cases Start Of Month (ELM/ASP)	TOTAL NEW BOND ELM DEFENDANTS	TOTAL NEW ASP DEFENDANTS	SUCCESSFUL CLOSE OUTS	UNSUCCESSFUL CLOSE OUTS	Total violations submitted - NEW OFFENSE	Total violations submitted - Technical Violations	Total Jail Bed Days x Cost	Total Jail Bed Expenses Saved	Total Supervised Cases End Of Month (ELM/ASP)
Nov-2023	506	95	6	50	29	7	90	14,923 x \$85.13	\$1,270,394.99	528
Dec-23	528	90	3	44	29	17	93	16,295 x \$85.13	\$1,387,193.35	548
Jan-24	548	62	0	53	39	6	55	15,761 X \$85.13	\$1,341,733.93	518
Feb-24	518	71	2	62	23	5	61	14,426 X \$85.13	\$1,228,085.38	506
Mar-24	506	92	5	53	20	3	72	15,520 X \$85.13	\$1,321,217.60	530
Apr-24	530	100	3	63	29	1	73	15,991 x \$85.13	\$1,361,313.83	541
May-24	541	85	2	48	20	2	78	16,751 X \$85.13	\$1,426,012.63	560
Jun-24	560	81	1	67	42	7	101	16,868 x \$85.13	\$1,420,479.18	533
Jul-24	533	83	2	49	31	3	114	16,377 x \$85.13	\$1,394,174.01	538
Aug-24	538	85	4	58	35	4	84	16,079 x \$85.13	\$1,368,805.27	534
Sep-24	534	80	2	62	28	3	109	15,124 x \$85.13	\$1,287,506.12	526
Oct-24	526	77	0	64	29	2	75	16,003 x \$88.47	\$1,415,785.41	510
Nov-24	510	75	2	49	22	2	99	15,312 x \$88.47	\$1,354,652.64	516

Dallas County Pretrial Services

Alcohol Monitoring Unit

October 2024 Statistical Summary Report

Month/Year	Total Supervised Cases Start Of Month	Pending Bond Orders (Assigned + Unassigned)	Total New Cases Activated	Number of Successful Closeouts	Number of Unsuccessful Closeouts	Count of Violations Submitted to Court	Count of Installation notices submitted	Count of Supervised Cases (End of Month)	Supervision Fees Collected
23-Nov	1481	210	140	114	10	205	137	1486	\$12,953.00
23-Dec	1486	179	98	96	9	181	106	1479	\$12,168.21
24-Jan	1479	189	130	174	14	191	114	1421	\$13,794.21
24-Feb	1421	161	123	145	12	144	103	1387	\$12,832.42
24-Mar	1387	156	102	109	6	124	106	1374	\$13,375.21
24-Apr	1374	147	134	117	7	168	115	1384	\$11,955.93
24-May	1384	99	129	117	12	172	129	1384	\$11,538.00
24-Jun	1384	116	98	90	7	177	113	1385	\$10,640.25
24-Jul	1385	132	105	112	15	240	109	1363	\$12,582.50
24-Aug	1363	125	97	112	17	187	106	1331	\$12,816.50
24-Sep	1331	134	120	105	11	163	127	1335	\$11,467.78
24-Oct	1335	145	115	94	10	152	88	1346	\$11,294.50
24-Nov	1346	135	109	96	10	161	125	1349	\$12,223.09

Dallas County Pretrial Services
General PT Bond Supervision Unit
November 2024 Statistical Summary Report

Month/Year	Total Supervised Cases Start Of Month	Total New PT Bond Defendants	Total New Court Ordered Cases	New PTI cases	# of Felony Bonds	# of Mis Bonds	Successful Close outs	Unsuccessful Close outs	violations submitted - NEW OFFENSE	Total violations submitted - Technical Violations	Total Interviews Conducted	Average dail Jail book in	Fees Collected	Fees Waived	Total Supervised Cases End Of Month
Nov-23	178	10	2	4	6	4	4	11	2	12	25	129	\$565.00	\$275.00	179
Dec-23	179	6	2	1	3	3	5	13	5	14	35	126	\$150.00	\$330.00	170
Jan-24	170	4	1	1	3	2	6	3	4	9	21	127	\$570.00	\$150.00	167
Feb-24	167	3	3	3	4	4	5	3	3	11	16	146	\$200.00	\$170.00	168
Mar-24	168	4	9	9	3	2	11	9	3	9	9	144	\$65.00	\$900.00	170
Apr-24	170	2	6	7	2	1	11	6	3	10	15	153	\$165.00	\$0.00	168
May-24	168	3	4	5	3	1	8	3	6	7	18	151	\$125.00	\$90.00	169
Jun-24	169	0	2	1	0	0	11	5	5	10	23	151	\$0.00	\$0.00	156
Jul-24	156	5	5	3	3	3	12	8	3	3	14	153	\$60.00	\$360.00	149
Aug-24	149	7	2	3	5	3	12	12	2	11	23	163	\$910.00	\$495.00	137
Sep-24	137	8	3	5	6	5	13	3	1	12	20	149	\$75.00	\$560.00	137
Oct-24	137	11	6	10	9	5	11	9	4	8	35	149	\$465.00	\$700.00	144
Nov-24	144	5	4	6	4	3	8	6	0	8	26	142	\$510.00	\$70.00	145

DCSO - SUPPORT SERVICES WEEKLY STATISTICAL SUMMARY

DETENTION EARLY WARNING REPORT			AS OF		7:00:05 AM	O 12/5/2024					
	CURRENTLY IN JAIL	AVG-STAY DAYS	1-10 DAYS	11-20 DAYS	21-30 DAYS	31-40 DAYS	41-50 DAYS	51-60 DAYS	61-70 DAYS	GT-70 DAYS	% OF TOTAL POP
BENCH WARRANTS:	25	109.85	0	0	6	2	2	0	1	14	0.39%
R OUT OF COUNTY/STATE HOLD	34	32.57	21	1	1	1	1	1	3	5	0.53%
ZZ DEFAULT -- IN ERROR	49	50.78	26	5	3	2	0	1	10	0	0.76%
TOTAL	108	43.00									

** Weighted Avg.

6,438

Comments:

	Report Date	
# IMMIGRATION HOLDS	703	12/05/24 LM =690

BENCH WARRANTS:	25	16	Ready to Return to TDC
		8	Holding as a witness
		1	US Marshall
OUT OF COUNTY /STATE HOLD:	34	32	In-State out of county still in the allowed 10-day period
		2	Released
		0	Special Programs
DEFAULT - IN ERROR:	49	27	Inmate status has been changed from "on floor" to an "assigned location"
		19	Inmate Status is "On Floor" being processed.
		3	Releases

(Category represents inmates on the Floor when report is ran)

The over GT-70 are broken down as follows:

Bench Warrants: 3 is holding as a Witness, 1 US Marshall, 10 Ready to Return to TDC, 0 Awaiting sentence, 0 Special Program

Default in Error: 10 Inmates status has an assigned location, 0 Released

Out of County: 5 In-State/out of county 10-day period, 0 Released

Misdemeanor Court's JAIL POPULATION INITIATIVE PROGRAM

BEGAN 6/9/08

	1	2	3	4	5	6	7	8	9	10	11	12	13	14	15	16	17	18	19	20	21	22	23	24	25	26	27	28	29	30	31	Monthly Total	Start Date: 6/9/08		
JAN 22			H	6	4	2	3			6	11	13	7	3			H	4	7	7	5			9	10	12	7	3			12	131	\$ 4,401.60		
FEB 22	9	6	3	4			5	6	6	4	5			6	5	12	7	3			10	16	12	6	7			19				151	\$ 5,073.60		
MAR 22	3	7	5	3			8	11	8	11	5			7	9	4	6	2			8	9	8	9	4			10	9	8	10	164	\$ 5,510.40		
April 22	2			7	7	7	6	2			5	3	5	8	5			9	6	5	9	8			11	10	12	10	9			146	\$ 4,905.60		
May 22		7	7	7	3	1			13	9	8	5	5			11	9	9	5	2			10	4	4	8	4			H	24	155	\$ 5,208.00		
JUNE 22	5	1	3			9	7	8	8	1			7	6	6	7	7			H	16	13	10	5			33	41	47	38		278	\$ 9,340.80		
JULY 22	5			H	6	8	3	1			8	11	8	5	4			10	12	12	9	8			15	10	11	12	4			162	\$ 5,443.20		
AUG 22	9	9	11	10	5			8	6	5	4	2			9	8	2	3	3			8	7	10	10	9			24	32	42	236	\$ 7,929.60		
SEPT 22	5	3			H	6	8	10	11			18	15	13	10	2			10	11	9	7	7			14	13	14	19	11		216	\$ 7,257.60		
OCT 22			11	13	9	5	3			2	1	5	5	6			10	8	6	8	3			8	10	13	11	5			42	184	\$ 6,086.72		
NOV 22	4	6	5	2			#	7	8	3	2			7	4	4	3	1			10	7	6	H	H			8	11	12		114	\$ 3,771.12		
DEC 22	3	5			10	5	5	7	3			8	8	4	1	4			8	12	13	9	4			H	H	19	28	27		183	\$ 6,053.64		
2022 Total																																\$ 70,981.88			
JAN 23		H	10	7	5	5			10	9	9	7	8			H	8	4	2	3			6	11	14	8	7			12	11	156	\$ 5,160.48		
FEB 23	6	5	4			3	8	15	12	2			11	8	7	6	6			13	14	10		5			10	15				160	\$ 5,292.80		
MAR 23	13	5	6			7	6	7	6	3			10	9	8	3	2			16	13	9	10	5			9	11	18	16	12	204	\$ 6,748.32		
April 23			11	17	13	3	2			5	5	4	2	1			7	9	12	11	4			11	14	15	12	5				163	\$ 5,392.04		
May 23	14	12	4	3	4			9	3	5	3	0			4	9	8	8	7			16	17	9	7	9			H	16	18	185	\$ 6,119.80		
JUNE 23	NO AIS ACCESS																														0	\$ -			
JULY 23			10		12	10	7			6	5	7	9	7			3	4	6	4	4			18	21	11	11	9			23	187	\$ 6,185.96		
AUG 23	15	18	13	7			9	16	16	9	3			19	11	9	7	6			17	14	17	20	18			30	36	39	43	392	\$ 12,967.36		
SEPT 23	6			H	28	20	10	5			29	27	20	13	10			16	20	26	11	5			21	18	18	11	11			325	\$ 13,836.88		
OCT 23		9	16	21	20	9			13	18	23	13	7			17	15	23	20	14			25	29	25	26	21			37	51	452	\$ 19,239.38		
NOV 23	8	3	9			13	15	8	9	9			15	17	15	15	12			20	13	11	H	H			19	15	10	14		250	\$ 10,641.25		
DEC 23	8			21	19	18	9	10			31	34	27	18	13			27	18	16	16	13			H	H	21	15	10			344	\$ 14,642.36		
2023 Total																																\$ 106,226.63			
JAN 24	H	17	13	8	4			28	24	26	15	8			H	24	18	14	10			22	23	21	21	16			26	21	27	386	\$ 12,768.88		
FEB 24	15	12			21	21	16	18	17			26	25	24	16	14			22	26	24	26	16			17	17	25	28			426	\$ 14,092.08		
MAR 24	11			22	26	23	15	12			25	33	21	10	13			15	22	27	22	15			30	31	29	25	18			445	\$ 14,720.60		
April 24	17	13	13	12	13			27	25	16	15	10			23	29	24	14	9			22	40	47	29	21			27	36		482	\$ 15,944.56		
May 24	17	9	8			24	19	21	18	9			37	37	19	7	6			22	21	20	21	12			H	14	23	26	27	417	\$ 13,794.36		
JUNE 24			10	15	15	8	5			18	20	21	19	8			27	16	H	11	6			26	16	24	30	17				312	\$ 10,320.96		
JULY 24	41	20	18	H	5			21	11	10	14	9			7	12	15	12	6			23	26	22	18	13			35	43	34	415	\$ 13,728.20		
AUG 24	8	13			12	18	26	14	6			22	26	19	12	7			20	20	21	15	11			25	31	25	16	15		382	\$ 12,636.56		
SEPT 24		H	16	15	13	14			16	20	19	16	15			18	36	34	13	5			25	31	28	20	15			41		410	\$ 17,455.75		
OCT 24	24	24	7	5			24	17	24	18	9			13	16	22	17	10			28	25	27	21	18			26	32	32	32	471	\$ 20,834.69		
NOV 24	12			20	17	19	12	9			13	17	20	15	9			32	19	20	20	11			25	22	23	H	H			335	\$ 14,818.73		
DEC 24																																0	\$ -		
2024 Total																																\$ 161,115.36			
																		H=Holiday																	

TDC DESK 2024												
TDC DESK 2024	ID JUDGMENTS RECEIVED	SJ JUDGMENTS RECEIVED	SAFPF JUDGMENTS RECEIVED	TOTAL JUDGMENTS RECEIVED	ALL JUDGMENTS PROCESSED	JUDGMENTS RETURNED	# OF INMATES RELEASED TO ID TDCJ	# OF INMATES RELEASED TO ISF	# OF INMATES RELEASED TO SAFP	# OF INMATES RELEASED TO SJF	TOTAL# OF TRANSPORTS	TIME SERVED PROCESSED
24-Jan	469	188	87	744	438	52	225	13	53	18	309	99
24-Feb	474	170	87	731	578	37	196	53	92	28	369	84
24-Mar	563	205	61	829	774	20	154	40	68	59	321	52
24-Apr	618	168	58	844	394	15	321	23	94	67	505	79
24-May	455	213	79	747	785	51	299	70	103	80	552	125
24-Jun	445	209	54	708	550	18	360	54	88	20	522	63
24-Jul	450	192	75	717	652	41	354	41	70	62	527	127
24-Aug	556	225	75	856	752	39	196	50	75	83	404	135
24-Sep	482	183	92	757	687	27	341	33	62	45	481	93
24-Oct	529	217	53	799	810	32	354	49	82	78	563	152
24-Nov	437	137	37	611	583	36	208	35	37	43	323	97
24-Dec												
TOTALS:	5478	2107	758	8343	7003	368	3008	461	824	583	4876	1106
TDC DESK 2024	BW RTR	PROC'S PROCESSED	DIA'S PROCESSED	<u>Legend</u> <i>Judgments Returned – Judgments returned for corrections</i> <i>Proc's – Proclamations/Parole Revocations</i> <i>DIA – Discharged in Absentia</i> <i>TDCJ- Texas Department of Criminal Justice</i> <i>ID - Institutional Division</i> <i>SJ - State Jail</i> <i>SAFPF - Substance Abuse Felony Punishment Facility</i> <i>ISF - Intermediate Sanction Facility</i>								
24-Jan	8	0	5									
24-Feb	7	4	19									
24-Mar	11	8	9									
24-Apr	11	11	16									
24-May	6	8	15									
24-Jun	12	6	12									
24-Jul	11	8	11									
24-Aug	11	10	15									
24-Sep	13	7	10									
24-Oct	6	21	20									
24-Nov	5	10	10									
24-Dec												
TOTALS:	101	93	142									

PAROLE VIOLATORS MONTHLY STATISTICS

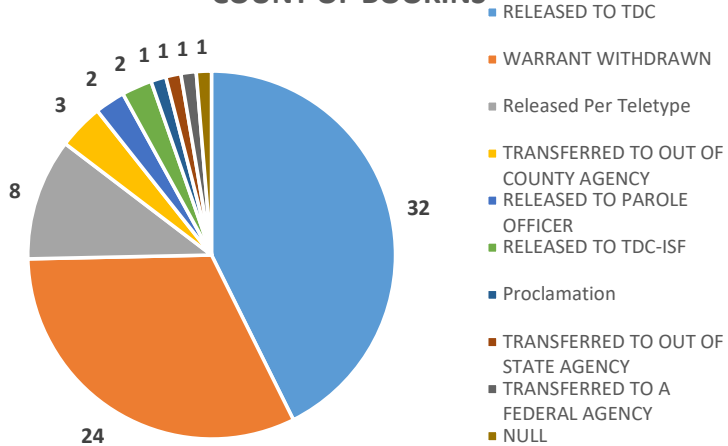
TOTAL NUMBER OF PAROLE VIOLATORS(HOLDS ONLY) FOR NOV 2024 - 208

TOTAL NUMBER OF PAROLE RELEASES - 75

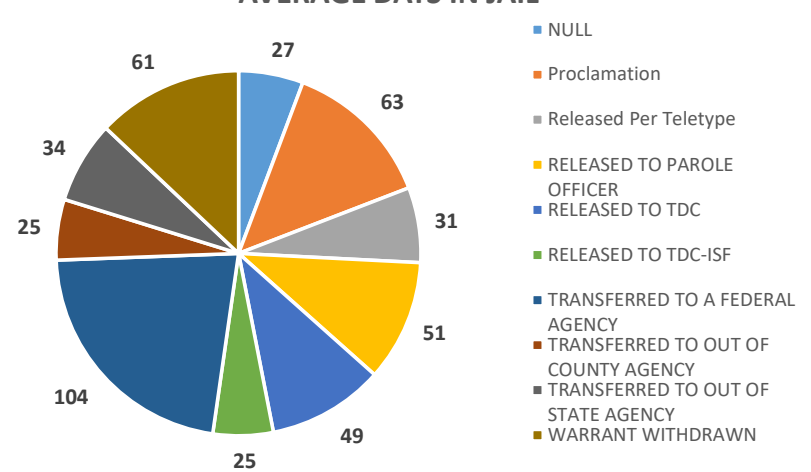
SENTENCE STATUS	COUNT OF BOOKINGS
RELEASED TO TDC	32
WARRANT WITHDRAWN	24
Released Per Teletype	8
TRANSFERRED TO OUT OF COUNTY AGENCY	3
RELEASED TO PAROLE OFFICER	2
RELEASED TO TDC-ISF	2
Proclamation	1
TRANSFERRED TO OUT OF STATE AGENCY	1
TRANSFERRED TO A FEDERAL AGENCY	1
NULL	1
Grand Total	75

SENTENCE STATUS	AVERAGE DAYS IN JAIL
RELEASED TO TDC	49
WARRANT WITHDRAWN	61
Released Per Teletype	31
TRANSFERRED TO OUT OF COUNTY AGENCY	25
RELEASED TO PAROLE OFFICER	51
RELEASED TO TDC-ISF	25
Proclamation	63
TRANSFERRED TO OUT OF STATE AGENCY	34
TRANSFERRED TO A FEDERAL AGENCY	104
NULL	27
Average Total	50

COUNT OF BOOKINGS



AVERAGE DAYS IN JAIL



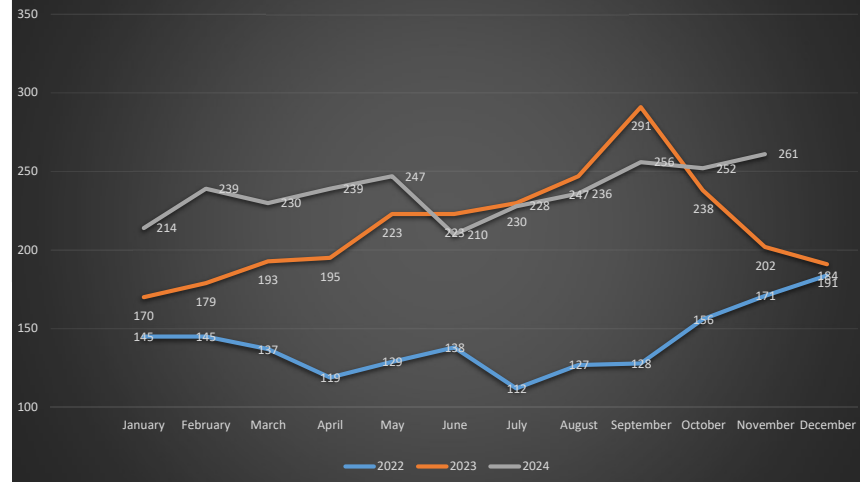
JAIL POPULATION PAROLE AVERAGES AND COST ANALYSIS

2022	Jail Pop Average	Parole Average	Jail Bed Count	Cost Analysis
January	5541	145	4500	\$302,400.00
February	5648	145	4051	\$272,227.20
March	5552	137	4250	\$285,600.00
April	5633	119	3568	\$239,770.00
May	5847	129	3991	\$268,195.00
June	5986	138	4137	\$278,006.40
July	6048	112	3468	\$233,049.60
August	6288	127	3943	\$264,969.60
September	6247	128	3836	\$257,779.20
October	6205	156	4837	\$320,015.92
November	6092	171	5128	\$339,268.48
December	6076	184	5716	\$378,170.56
Monthly Average	5930	141	51,425	
TOTAL COST			\$3,439,452	

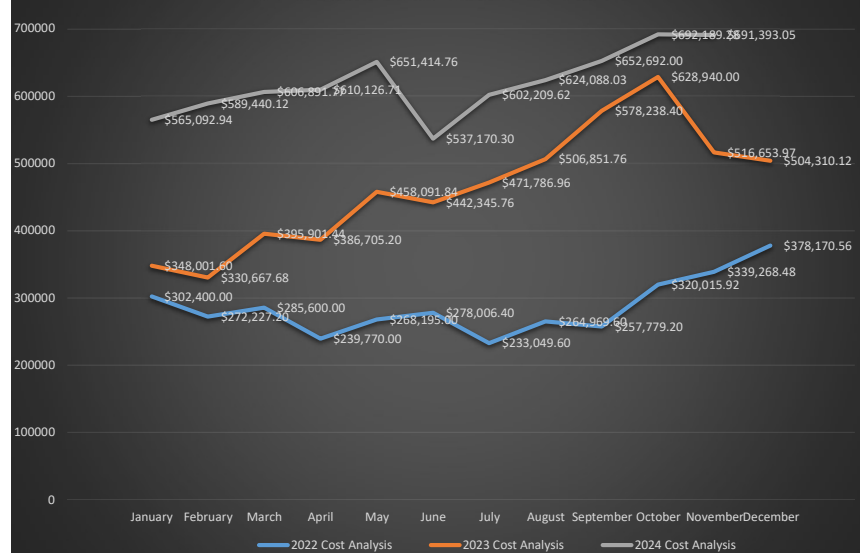
2023	Jail Pop Average	Parole Average	Jail Bed Count	Cost Analysis
January	6084	170	5260	\$348,001.60
February	6109	179	4998	\$330,667.68
March	6005	193	5984	\$395,901.44
April	5927	195	5845	\$386,705.20
May	5827	223	6924	\$458,091.84
June	6137	223	6686	\$442,345.76
July	6429	230	7131	\$471,786.96
August	6601	247	7661	\$506,851.76
September	6608	291	8740	\$578,238.40
October	6488	238	7388	\$628,940.00
November	6312	202	6069	\$516,653.97
December	6137	191	5924	\$504,310.12
Monthly Average	6222	215	78,610	
TOTAL COST			\$5,568,495	

2024	Jail Pop Average	Parole Average	Jail Bed Count	Cost Analysis
January	6138	214	6638	\$565,092.94
February	6157	239	6924	\$589,440.12
March	6240	230	7129	\$606,891.77
April	6429	239	7167	\$610,126.71
May	6440	247	7652	\$651,414.76
June	6487	210	6310	\$537,170.30
July	6558	228	7074	\$602,209.62
August	6733	236	7331	\$624,088.03
September	6732	256	7667	\$652,692.00
October	6670	252	7824	\$692,189.28
November	6503	261	7815	\$691,393.05
December				
Monthly Average	6462	237	79,531	
TOTAL COST			\$6,822,709	

PAROLE MONTHLY AVERAGES



PAROLE COST ANALYSIS BY YEAR



CSCD/ATRS

December 2024

Efficiency of the Jail Clinical Evaluation Process

The average lag time of the clinical evaluations during the month of November was 6 days with a range of 0-15.

As of 12/06/2024:

Total referrals in jail pending completion of ATRS process: 94

- 54 evaluated week of 12/2/2024 and pending report week of 12/9/2024
- 40 referred and pending evaluation week of 12/9/2024

Productivity (Jail Screens & Evaluations)

August: Screenings: 250
Evaluations: 229

September: Screenings: 227
Evaluations: 194

October: Screenings: 232
Evaluations: 237

November: Screenings: 225
Evaluations: 180

CSCD Residential Placements

As of 12/2/2024:

0 DDC MALE beds available; 16 male intakes 12/3/24
0 DDC FEMALE bed available; 2 female intakes 12/3/24

0 JTC MALE beds available; 3 male intakes 12/3/24
0 JTC FEMALE beds available; 1 female intake 12/3/24

DDC Census: 61 (31 males, 30 females)
JTC Census: 244 (169 males, 75 females)

Total Census: 305

Total Available Beds: 240 JTC; 60 DDC

Community Residential

As of 12/3/24:

Homeward Bound:

Census: No update available
Waiting: 10

Nexus Recovery Center

Census: No update available
Waiting: 4

The Salvation Army

Census: No update available
Waiting: 3

Intermediate Sanctions Facility (ISF)

As of 12/3/24:

- Clients entering ISF in November 2024: 19
Clients pending transfer to ISF: 72
- 6 clients approved and on the transportation list
 - 6 clients pending clearance/acceptance
 - 60 pending other action to proceed (holds, court action, medical evaluation, etc.)

CSCD placements

DIRECT COUNT AND NEW PLACEMENTS

Felony

Direct	New
17528	490

Misdemeanor

Direct	New
5708	329

Indirect
16,900

Jail Competency Stats 2024															
	Jan	Feb	March	April	May	June	July	Aug	Sept	Oct	Nov	Dec	2024	2023	
													Averages	Averages	
Waiting for the hospital - End of month	307	318	300	260	248	255	262	263	252	236	247		268	354	
*Only misdemeanor charge pending	35	35	44	39	24	19	29	24	20	6	5		25	27	
Hold on Transport (OCR)	16	17	26	25	31	27	22	17	20	22	22		22	NA	
Maximum Secure Facility	111	108	105	99	104	102	96	89	81	78	82		96	140	
Males	88	83	76	71	73	71	67	61	53	46	47		67	114	
Females	23	25	29	28	31	31	29	28	28	32	35		29	25	
Daily Cost @ \$85.13/day; \$88.47 after Sept.	\$292,932.33	\$266,627.16	\$277,098.15	\$252,836.10	\$274,459.12	\$260,497.80	\$253,346.88	\$234,873.67	\$206,865.90	\$216,663.03	\$217,636.20		\$250,348.76	\$300,692.01	
Non-Maximum Secure Facility	196	210	195	161	144	153	166	174	171	158	165		172	214	
Males	131	139	130	101	100	108	121	135	138	127	128		123	158	
Females	65	71	65	60	44	45	45	39	33	31	37		49	56	
Daily Cost @ \$85.13/day; \$88.47 after Sept.	\$517,249.88	\$518,441.70	\$514,610.85	\$411,177.90	\$380,020.32	\$390,746.70	\$438,078.98	\$459,191.22	\$436,716.90	\$436,068.63	\$437,926.50		\$449,111.78	\$458,624.45	
Returned to jail from the hospital	20	16	23	21	13	17	17	11	16	14	12		16	14	
													Totals	Totals	
Admitted to the state hospital	17	18	30	29	21	32	25	16	19	28	12		247	232	
Maximum Secure Facility	7	9	8	12	4	13	11	10	10	14	5		103	74	
Non-Maximum Secure Facility	10	9	12	3	4	8	7	1	4	9	1		68	143	
Dallas Behavioral Health (DBH)- ARPA Admissions	0	0	10	5	0	0	0	0	0	0	1		16	12	
Current DBH Census (16 bed capacity)								14	13	12	9				
Dallas Behavioral Health (DBH) - HHSC (4/1/2024) Admissions	0	0	0	0	10	3	0	0	0	0	0		13	NA	
Current DBH Census (16 bed capacity)								13	13	13	13				
Hickory Trail - HHSC (4/1/2024) Admissions	0	0	0	8	3	8	7	5	1	2	5		39	NA	
Current Hickory Trail- HHSC Census (28 bed capacity)								27	26	26	27				
Perimeter - HHSC Admissions									4	3	0		7	NA	
Current Perimeter- HHSC Census (7 bed capacity)								0	4	7	7				
Individuals removed from waitlist (Restored in jail or released from jail to community services)	26	28	20	49	39	14	27	34	23	31	11		302	304	
Total Competency Evaluations Completed	94	120	116	116	131	134	107	123	115	118	108		1282	1223	
New Evals - Incompetent	59 (63%)	68 (57%)	69 (59%)	72 (62%)	87 (66%)	86 (64%)	70 (65%)	74 (60%)	75 (65%)	67 (57%)	72 (67%)		799 (62%)	723 (59%)	
New Evals - Competent	35 (37%)	52 (43%)	47 (41%)	44 (38%)	44 (34%)	48 (36%)	37 (35%)	49 (40%)	40 (35%)	51 (43%)	36 (33%)		483 (38%)	500 (41%)	
Average Wait Times (Days)															
Non-Maximum Secure Hospital -- Males	314	326	369	306	328	401	269	300	263	303	286				
Non-Maximum Secure Hospital -- Females	348	281	356	270	241	213	193	168	198	323	353				
Maximum Secure Hospital: Article 17.032(a) charges -- Males	528	502	473	437	462	458	410	375	368	415	290				
Maximum Secure Hospital: Article 17.032(a) charges -- Females	614	643	674	580	571	565	596	597	538	425	455				
Maximum Secure Hospital: NGRI -- Males	NGRI cases take priority for admission to Vernon State Hospital. Expected admission time is < 30 days														
Maximum Secure Hospital: NGRI -- Females															
*Note: All individuals who are found Not Guilty by Reason of Insanity (NGRI) or found incompetent to stand trial with an offense listed in Article 17.032(a) of the Code of Criminal Procedure must be sent to the maximum-secure hospital in Vernon. All wait times are approximate.															

Jail Competency Stats 2024 (by Doctor)													
	Jan	Feb	March	April	May	June	July	Aug	Sept	Oct	Nov	Dec	Totals
Dr. Lisa Clayton, M.D.	5	20	5	15	17	17	8	10	5	8	6		116
Competent	4	8	1	4	3	6	4	4	3	4	0		41
Incompetent	1	12	4	11	14	11	4	6	2	4	6		75
Dr. Kristi Compton, Ph.D.	3	4	1	0	3	1	0	0	2	0	0		14
Competent	1	0	0	0	0	0	0	0	0	0	0		1
Incompetent	2	4	1	0	3	1	0	0	2	0	0		13
Dr. Warren Lee, M.D.	12	10	15	10	7	12	8	13	9	7	13		116
Competent	7	6	9	6	2	5	4	8	4	3	4		58
Incompetent	5	4	6	4	5	7	4	5	5	4	9		58
Dr. Antoinette McGarrahan, Ph. D	0	0	0	0	0	0	1	0	0	1	0		2
Competent	0	0	0	0	0	0	1	0	0	0	0		1
Incompenent	0	0	0	0	0	0	0	0	0	1	0		0
Dr. Michael Pittman, M.D.	74	86	95	91	104	104	90	100	99	102	89		1034
Competent	23	38	37	34	39	37	28	37	33	44	32		382
Incompetent	51	48	58	57	65	67	62	63	66	58	57		652
Total Competency Evaluations Completed	94	120	116	116	131	134	107	123	115	118	108	0	1282

Male Jail Based Competency Restoration Monthly Totals														
	24-Jan	24-Feb	24-Mar	24-Apr	24-May	24-Jun	24-Jul	24-Aug	24-Sep	24-Oct	24-Nov		Total	2023 Totals
Beginning of Month	21	27	31	22	20	17	21	21	21	17	15			
JBCR Referrals	16	11	6	10	7	11	9	12	5	4	6		97	153
JBCR Referrals Entered Into Program	12	10	10	12	5	10	6	7	2	6	2		82	132
Successful Completions														
Transitioned to OCR	0	0	2	0	0	0	0	0	0	0	0		2	2
Found Competent	6	4	13	5	2	4	3	1	3	6	0		47	69
Case Dismissed/ Community Transition	0	1	1	2	0	0	0	2	1	0	0		7	7
Unsuccessful Completions/ ICR Transfers														
Transferred to State Hospital	0	0	0	1	3	0	1	0	0	0	0		5	5
JBCR Discharge: Client Withdraw	0	0	0	0	0	0	0	0	1	0	0		1	1
JBCR: Client Removed for Clinical Reasons	0	1	2	2	0	0	0	4	0	0	0		9	11
JBCR Discharge: Client Removed for Behavioral Reasons	0	0	1	4	3	3	2	0	1	2	0		16	31
End of Month (Program Capacity of 24)	27	31	22	20	17	21	21	21	17	15	17		229	
Average LOS in JBCR (Days)	73	103	64	51	55	58	45	46	68	71	NA			
Average LOS in Jail for JBCR Successful Completions (Days)	73	137	69	66	64	79	47	67	87	88	NA			
Average LOS in Jail for JBCR Unsuccessful Completions (Days)	N/A	5	74	38	51	30	43	33	42	20	NA			
Average LOS for placement for males to Non-Maximum Secure State Hospital	471 days	340 days	383 days	314 days	287 days	401 days	269 days	300 days	263 days	303 days	269 days			
Average LOS for placement for males to Maximum-Secure State Hospital	528 days	502 days	473 days	437 days	462 days	458 days	410 days	375 days	368 days	415 days	410 days			
Total Jail Beds Saved	827	731	1454	1939	966	431	1066	1086	338	867	202		9907	25053
Total Cost Savings in Jail Bed Days	\$ 70,402.51	\$ 62,230.03	\$ 123,799.02	\$ 165,067.07	\$ 82,235.58	\$ 36,691.03	\$ 90,716.60	\$ 92,451.18	\$ 28,773.94	\$ 76,703.49	\$ 17,870.94		\$ 846,941.39	\$ 1,796,594.52

Female Jail Based Competency Restoration Monthly Totals														
	24-Jan	24-Feb	24-Mar	24-Apr	24-May	24-Jun	24-Jul	24-Aug	24-Sep	24-Oct	24-Nov		Total	2023 Totals
Beginning of Month	10	11	7	9	9	5	8	8	6	5	5			
JBCR Referrals	1	8	5	9	7	2	4	3	1	6	4		50	66
JBCR Referrals Entered Into Program	4	1	5	7	1	6	6	0	1	2	7		40	45
Successful Completions														
Transitioned to OCR	0	0	0	1	0	1	0	0	0	0	0		2	1
Found Competent	3	0	1	1	1	1	3	0	2	1	0		13	20
Case Dismissed/ Community Transition	0	3	0	3	3	0	2	0	1	0	0		12	8
Unsuccessful Completions/ ICR Transfers														
Transferred to State Hospital	0	1	1	2	1	0	0	0	0	0	0		5	2
JBCR Discharge: Client Withdraw	0	0	2	0	0	1	1	0	0	0	0		4	1
JBCR: Client Removed for Clinical Reasons	0	1	0	0	0	0	0	0	0	1	0		2	4
JBCR Discharge: Client Removed for Behavioral Reasons	0	0	0	0	0	0	0	2	0	0	0		2	4
End of Month (Program capacity of 10)	11	7	9	9	5	8	8	6	5	5	12		85	
Average LOS in JBCR (Days)	127	64	49	65	30	57	83	46	60	98	NA		679	
Average LOS in Jail for JBCR Successful Completions (Days)	127	38	130	47	25	65	82	N/A	60	81	NA			
Average LOS in Jail for JBCR Unsuccessful Completions (Days)	N/A	102	22	112	50	41	86	46	N/A	114	NA			
Average LOS for placement for females to Non-Maximum Secure State Hospital	348 days	281 days	356 days	270 days	241 days	213 days	193 days	168 days	198 days	213 days	193 days			
Average LOS for placement for females to Maximum-Secure State Hospital	614 days	643 days	674 days	580 days	571 days	565 days	596 days	597 days	538 days	565 days	596 days			
Total Jail Beds Saved	834	1762	562	797	663	948	899	363	346	343	0		7517	7764
Total Cost Savings in Jail Bed Days	\$ 70,998.42	\$ 149,999.06	\$ 47,843.06	\$ 67,848.61	\$ 56,441.19	\$ 80,703.24	\$ 76,531.87	\$ 30,902.19	\$ 29,454.98	\$ 30,345.21	\$ -		\$ 641,067.83	\$ 555,106.00